

T.O. 00-5-16

TECHNICAL MANUAL

SOFTWARE MANAGER'S MANUAL

**USAF
USAF AUTOMATED COMPUTER PROGRAM
IDENTIFICATION NUMBER SYSTEM
(ACPINS)**

(ATOS)

THIS PUBLICATION SUPERSEDES TO 00-5-16, DATED 1 APRIL 2001. THIS PUBLICATION HAS BEEN EXTENSIVELY REWRITTEN, THEREFORE REVISION BARS HAVE BEEN OMITTED.

DISTRIBUTION STATEMENT: Approved for public release; distribution is unlimited.

Published under authority of the Secretary of the Air Force

15 OCTOBER 2003

T.O. 00-5-16

INSERT LATEST CHANGED PAGES. DESTROY SUPERSEDED PAGES.

LIST OF EFFECTIVE PAGES

NOTE: The portion of the text affected by the changes is indicated by a vertical line in the outer margins of the page. Changes to illustrations are indicated by miniature pointing hands. Changes to wiring diagrams are indicated by shaded areas.

Dates of issue for original and changed pages are:

Original 0 15 October 2003

TOTAL NUMBER OF PAGES IN THIS MANUAL IS 62, CONSISTING OF THE FOLLOWING:

Page No.	*Change No.	Page No.	*Change No.	Page No.	*Change No.
Title	0				
A	0				
i - iii	0				
iv Blank	0				
1-1 - 1-3	0				
1-4 Blank	0				
2-1 - 2-7	0				
2-8 Blank	0				
3-1 - 3-3	0				
3-4 Blank	0				
4-1 - 4-6	0				
5-1 - 5-2	0				
6-1 - 6-10	0				
7-1 - 7-5	0				
7-6 Blank	0				
8-1 - 8-3	0				
8-4 Blank	0				
A-1 - A-7	0				
A-8 Blank	0				
B-1	0				
B-2 Blank	0				
C-1 - C-2	0				

*Zero in this column indicates an original page

TABLE OF CONTENTS

Chapter	Page
1 INTRODUCTION	1-1
1.1 Purpose.....	1-1
1.2 Scope.....	1-1
1.2.1 General.....	1-1
1.2.2 Concept	1-1
1.2.3 ACPIN System Functions	1-1
1.3 Policy	1-2
1.3.1 ACPIN System Support Role.....	1-2
1.3.2 CPINS Responsibilities	1-2
1.4 Security and Privacy.....	1-2
1.4.1 Security	1-2
1.4.2 Privacy	1-2
1.5 References.....	1-2
2 SYSTEM FUNCTIONS	2-1
2.1 General.....	2-1
2.2 ACPINS Database	2-1
2.3 CPIN Assignment.....	2-1
2.4 ACPINS Compendiums.....	2-1
2.5 Requirements	2-1
2.6 Distribution	2-1
2.7 Regular and Ad Hoc Management Information.....	2-2
3 CPIN ASSIGNMENT CRITERIA	3-1
3.1 Methods for Requesting CPIN Assignment	3-1
3.2 Emergency CPIN Assignment	3-1
3.3 Software Documentation	3-1
3.3.1 Engineering Documentation	3-1
3.3.2 User Documentation.....	3-1
3.4 Combination CPINs.....	3-2
3.4.1 General.....	3-2
3.4.2 Combination Documentation CPIN	3-2
3.4.3 Configuration Management.....	3-2
3.5 Integration Support Facility (ISF) and Other Support Facility Software.....	3-2
3.5.1 Executive/Operating System Software	3-2
3.5.2 Support Software	3-2
3.5.3 Simulation/Integration Software.....	3-2
3.5.4 Data Reduction Software	3-2
3.5.5 Utility Software	3-2
3.5.6 Engineering Application Software	3-2
3.6 Commercial Off-the-shelf Software (COTS)	3-2
3.6.1 Unlimited and Limited Rights	3-3
3.6.2 Restricted Rights.....	3-3
3.7 CPINS for Classified Software	3-3
3.7.1 Secret and Confidential Software	3-3
3.7.2 Top Secret Software	3-3
4 COMPUTER PROGRAM IDENTIFICATION NUMBER.....	4-1
4.1 CPIN Components.....	4-1
4.2 CPIN Identifier	4-1

T.O. 00-5-16

4.2.1	First Field-Category and Major Function (4 Positions/Includes a Dash).....	4-1
4.2.2	Second Field Identifiers (Maximum 28 Positions/Includes a Dash)	4-3
4.2.3	Third Field - Type Software and Sequence Number	4-4
4.2.4	Fourth Field - CSCI Baseline or CSCI Version Identifier, and CSCI or Engineering Documenta- tion Indicator (3 Positions).....	4-5
4.3	CPIN Revision	4-5
4.4	CSCI Designator Pattern	4-5
5	ACPINS COMPENDIUMS AND CROSS-REFERENCES	5-1
5.1	Types of Compendiums and Cross-references	5-1
5.2	Cross-References	5-1
5.3	USAF Compendiums.....	5-1
5.4	Country Compendiums.....	5-2
5.5	Command/Nuclear Weapons Compendiums	5-2
5.6	System Compendiums	5-2
5.7	Index of Compendiums	5-2
5.8	Labels.....	5-2
6	SYSTEM INPUTS.....	6-1
6.1	Automated Computer Program Identification Number System (ACPINS) Data Entry.....	6-1
6.2	ACPINS On-Line Data Entry	6-1
6.2.1	ACPINS Logon Procedures	6-1
6.2.2	ACPINS Menus	6-1
6.2.3	Data Entry Screens	6-1
6.2.4	New/Version/Revision/Update CPIN Requests	6-1
6.2.5	Reidentify.....	6-2
6.2.6	Cancel	6-2
6.2.7	Reinstate a Cancelled CPIN.....	6-2
6.2.8	Management Approval	6-2
6.2.9	CPIN Request Approval Printing.....	6-3
6.2.10	New Compendium.....	6-3
6.3	AF Forms 1243, ACPINS Data and Control Record.....	6-3
6.3.1	New CPIN Request	6-3
6.3.2	New Version	6-3
6.3.3	New Revision	6-3
6.3.4	Update Data	6-3
6.3.5	Reidentify CPIN	6-3
6.3.6	Reinstate CPIN	6-3
6.3.7	Cancel CPIN.....	6-3
6.3.8	New Compendium.....	6-3
6.4	Software Management Transfers	6-3
6.4.1	Losing ALC/Manager Responsibilities	6-4
6.4.2	Gaining ALC/Manager Responsibilities.....	6-4
7	SYSTEM OUTPUTS.....	7-1
7.1	General.....	7-1
7.2	ACPINS Compendiums.....	7-1
7.3	ACPINS Compendium On-line Data.....	7-1
7.4	Management Reports.....	7-1
7.4.1	CPINS Actions in Past 12 Months	7-1
7.4.2	Computer Software Requirements List.....	7-1
7.4.3	List Of Canceled CPINS.....	7-1
7.4.4	Managing Center ES Codes	7-1
8	SECURITY ASSISTANCE PROGRAM.....	8-1
8.1	General.....	8-1

8.2	Types Of FMS Software.....	8-1
8.2.1	USAF Standard Software.....	8-1
8.2.2	Country Standard Software.....	8-1
8.3	Policy For AFSAC Managed Cases.....	8-1
8.3.1	Foreign Country TODO.....	8-1
8.3.2	Liaison Officers and Representatives.....	8-1
8.3.3	Processing of Requests for ACPIN System Items.....	8-1
8.4	CPIN Assignments.....	8-2
8.5	Initial Distribution of Software.....	8-2
8.6	One-time or Special Requisition of Software.....	8-2
8.7	Cost Data Processing.....	8-2
8.8	Reporting and Billing.....	8-2
8.9	Non-AFSAC Managed FMS Cases.....	8-2
A	AF FORM 1243, ACPINS EDITION.....	A-1
B	POINTS OF CONTACT.....	B-1
C	ACRONYMS AND ABBREVIATIONS.....	C-1

LIST OF ILLUSTRATIONS

Number	Title	Page
2-1	Major Functions of ACPINS.....	2-3
2-2	ACPINS Functions: Establish and Maintain the Database.....	2-4
2-3	ACPINS Functions: Interactive CPIN Assignment.....	2-5
2-4	ACPINS Function: Produce Compendiums and Cross-References.....	2-6
2-5	ACPINS Functions: Provide Management Information and Reports.....	2-7
4-1	CSCI Designator Pattern.....	4-6
6-1	ACPINS Menu Page Screen One.....	6-5
6-2	ACPINS Forms and Reports Menu.....	6-6
6-3	CPIN Request Screen.....	6-7
6-4	CPIN Request Screen - Initiator Information.....	6-8
6-5	CPIN Request Screen - Action Information.....	6-9
6-6	CPIN Non-Approved Actions Screen.....	6-10
7-1	Compendium Menu.....	7-2
7-2	Reports Menu.....	7-3
7-3	Computer Software Requirements List (CSRL) Query Screen.....	7-4
7-4	Managing Center ES Codes.....	7-5
8-1	AFTO Form 221.....	8-3

CHAPTER 1

INTRODUCTION

1.1 PURPOSE.

The purpose of this Software Managers Manual is to provide information and guidance to effectively use the USAF Automated Computer Program Identification Number System (ACPINS). This manual is for use by software managers within the United States Air Force (USAF), Department of Defense (DoD) Agencies and Contractors, and Security Assistance (SA).

1.2 SCOPE.

1.2.1 General. The USAF has applied the principles of configuration management to software, providing the same degree of management control as provided for hardware. Computer programs acquired, developed, managed, or used must be designated and managed as Computer Software Configuration Items (CSCIs). The configuration of a CSCI is identified through baseline documentation. Determination and designation of a CSCI is the responsibility of the single manager. A CSCI may consist of a single computer program, or a group of computer programs, which satisfies an end use function. The software manager may choose to identify the software at a level lower than the CSCI, such as a Computer Software Component (CSC), or a Computer Software Unit (CSU). However, these items will be referred to in this manual as CSCIs. Each CSCI and related documentation will be identified with a Computer Program Identification Number (CPIN) for tracking CSCIs, CSCI changes, and customer requisition activities.

1.2.2 Concept. The ACPIN System is a relational centralized database for on-line, interactive distributed processing. The central database is managed and operated by the CPIN System Section at Oklahoma City Air Logistics Center (OC-ALC/LGLUC), Tinker Air Force Base, Oklahoma. Each Managing Center and Air Force Metrology Calibration (AFMETCAL) shall have distributed processing capabilities. The system maintains data associated with each software item and related engineering documentation throughout its life cycle. The ACPIN system implements EIA 649, National Consensus Standards for Configuration Management.

1.2.3 ACPIN System Functions.

1.2.3.1 Establish and Maintain ACPINS Database. The ACPINS database consists of information derived from the CPIN System, Joint Computer Aided Acquisition Logistics System (JCALS), and the Security Assistance Technical Order Data System (SATODS). The CPIN System Section maintains database functionality. All information in the database is maintained by the users, i.e. Managing Centers, Equipment Specialists (ES's) and Technical Order Distribution Offices (TODOs). The database system is supported by the ORACLE Relational Database Management System (RDBMS) and its processing utilities.

1.2.3.2 CPIN Assignment. The ACPIN System provides interactive assignment of a standardized CPIN. The CPIN identifies the CSCI baseline, revisions, and versions. The CPIN shall be used on CSCI media labels, title pages of engineering documentation, and shall be referenced in applicable TO manuals. The CPIN shall also be used on applicable removable information storage media and devices which are to be disseminated outside the controlling office. As a minimum, a CPIN media label shall include the CPIN, Rev, software date, and classification. The CPIN media label information must match the information in ACPINS. Procedures for marking classified CPINs shall be in accordance with current DoD marking requirements.

1.2.3.3 ACPINS Compendiums. ACPINS compendiums are consolidated indexes of software. They provide software managers, engineers, and users with an audit trail of each CPIN by reflecting the current configuration status and/or changes under development. A short summary of information is provided for each CPIN and related documentation.

1.2.3.4 Software Requirements and Distribution. The ACPIN System collects and maintains ACPINS compendium data. This data includes CSCI and engineering documentation requirements for authorized customers. Requirements for software may be determined in several ways: by direct request from software managers, through telephone calls and technical reviews, by reviewing the compendiums, and by considering the using activity's mission and equipment. Initial distribution for requirements for software are input to the ACPIN System database or submitted to the appropriate Managing Center on a Computer Software Configuration Item Request, AFTO Form 157 of by email. See TO 00-5-17, [Chapter 5](#), for details.

T.O. 00-5-16

1.2.3.5 Compendium Distribution. Compendiums and cross-references are on-line at the ACPINS Web site, <http://wbcpins.tinker.af.mil>. Country compendiums and cross-references are accessible on-line through the ACPINS Web site or supplied on CD or electronically for FMS customers. Users should have established requirements in the ACPINS database as directed in TO 00-5-17 or as specified in a contract.

1.2.3.6 Software Management Reports. Collected and stored data relative to each CSCI and related engineering documentation are extracted and formed into management reports for software managers within the US Air Force. CSCI suffix object code for software is 00A. The CSCI suffix source code for engineering and documentation data is 00D.

1.3 POLICY.

1.3.1 ACPIN System Support Role. The ACPIN System provides software support to USAF users worldwide. This is accomplished through a standardized method of identifying Mission Critical Software (MCS) for National Security Systems (NSS) with CPINs; providing up-to-date system software status information through ACPIN System compendiums and cross-references; providing user software distribution requirements; and providing management reports and requested reports. It provides the capability to track software being developed by a USAF organization, a DoD contractor, or a vendor. The system provides the identification and status of software assigned to various management organizations at the system or subsystem level. The system provides identification of software requirements for USAF and Foreign Military Sales (FMS) customers. The ACPIN System supports the USAF software managers and engineers in their task of configuration management.

1.3.2 CPINS Responsibilities. The CPIN System Section is responsible for development, overall management, control, and maintenance of the ACPIN System. The system provides central database site management and operational support, which includes Foreign Military Sales (FMS) case verification review. If problems are encountered with system operation or procedures, it is the responsibility of all ACPINS users to immediately identify these problems to the CPIN System Section. Problems may be identified by e-mail (see [APPENDIX B](#)) or by submitting a Design Problem Report (DPR) on-line. The DPR screen may be found on the Forms and Reports menu under Miscellaneous.

1.4 SECURITY AND PRIVACY.

1.4.1 Security. All data processed within the ACPIN System are unclassified. Data elements may relate to classified software and/or engineering documentation, but no classified information will be entered, processed, stored, or output by the ACPIN System. Access to the system and the database is managed through system controls and customer passwords based on multi-level access approvals granted by the CPIN System Section. Software Classified Confidential and Secret may be identified with CPINs and distributed through the ACPIN System. They will be identified, handled, and stored in accordance with applicable security regulations. Multiple-media software will be identified with the highest classification of the units of media involved. For example, if Disk 2 of a three-disk multiple-media software item is classified Secret and Disks 1 and 3 are classified Confidential, the higher classification (Secret) will be applied to all three disks. Each unit must be marked with its appropriate classification; however, the media identification label for all units of the software will indicate the highest classification. The listing of the CPIN in the compendiums will reflect the highest classification.

1.4.2 Privacy. No personal data are involved in the ACPIN System; therefore, the provisions of Privacy Act regulations do not apply.

1.5 REFERENCES.

The following references are applicable to this manual:

DoD 4100.39-M	The Defense Integrated Data System (DIDS) (PL)
DoDD 4120.15L	Designating and Naming Military Aerospace Vehicles
DoDD 5105.38-M	Security Assistance Management Manual
DoDD 5200.1-PH	Executive Order 12958 Marking Guidebook
DoDD 5200.1-R	Information Security Program Regulations
AFI 16-201	Disclosure of Military Information to Foreign Governments and International Organizations
AFI 31-401	Information Security Program Management
AFI 33-202	Computer Security

AFM 33-223	Sup 1 Identification and Authentication
AFMAN 16-101	International Affairs and Security Assistance Management
AFMAN 33-139	Records Disposition Schedule
AFPD 21-3	Technical Orders
AFPD 33-2	Information Protection
EIA 649	National Consensus Standards for Configuration Management, supercedes MIL-STD 973, Configuration Management
MIL-STD 196E	Joint Electronics Type Designation System
TO 00-5-2	Technical Order Distribution System
TO 00-5-15	Air Force Time Compliance Technical Order System
TO 00-5-17	Users Manual, Automated Computer Program Identification Number System (ACPINS)
TO 00-5-19	Security Assistance Technical Order Program

CHAPTER 2

SYSTEM FUNCTIONS

2.1 GENERAL.

The CPIN System Section maintains the ACPINS database information. [Figure 2-1](#) illustrates this function. The ACPIN System (1) allows software managers on-line maintenance of ACPINS data, (2) provides standardized interactive CPIN assignments, (3) provides ACPINS compendiums and cross-references, (4) provides managerial information periodically and as requested, (5) establishes and maintains users' software and compendium requirements, (6) supports software distribution through the generation of labels and related reports.

2.2 ACPINS DATABASE.

This function pertains to establishing and maintaining information in the ACPIN System database that will be dispersed into tables for retrieval. Authorized users may establish and maintain data by logging onto the ACPINS Web site, <http://wbcpins.tinker.af.mil>, and entering information to the input screens for ACPINS processing. Proper authorization will be obtained from the prime Managing Center, AFMETCAL, or CPIN System Section. The data will be reviewed and approved by ACPINS or the software manager before it is entered into the database. Software and system managers have the capability to query database information as illustrated in [Figure 2-2](#).

2.3 CPIN ASSIGNMENT.

CPIN assignment is accomplished by direct on-line data entry to the Web based system or by AF Forms 1243, ACPINS Data and Control Record. Review by the system for accuracy of data, type, format, and duplication of requests during data entry ensures the standardization of CPIN designators. Data related to CPIN assignment is available through queries using ACPINS menu screen selections. [Figure 2-3](#) illustrates this function.

2.4 ACPINS COMPENDIUMS.

The ACPINS compendiums are consolidated indexes of all software identified in the ACPIN System. They contain the information entered in CPIN Request screens or from AF Form 1243, ACPINS Data and Control Record. Each data element has a specific purpose for compendium use. Therefore, it is most important that initiators and software managers supply accurate information. The compendiums are organized into categories, which identify the relationship of CPINs to major weapon systems or fields of technology. Cross-reference compendiums are provided, which contain selected CPIN data elements, such as part numbers, for cross-reference to CPIN identifiers. The compendiums are further described in Chapter 5. [Figure 2-4](#) illustrates this function.

2.5 REQUIREMENTS.

Users shall establish their requirements for CPINs and compendiums. This includes software for existing systems, announced newly acquired systems, and workload reassignments or transfers. The USAF users establish requirements through their TODOs. All DoD Contractors with TODO codes shall establish requirements through designated Procuring Contracting Officers (PCOs) or Administrative Contracting Officers (ACOs). These requirements may be entered on the Web site or forwarded, using AFTO Form 157, Computer Software Configuration Item Request or by e-mail, to OC-ALC/LGLUC or the Managing Centers for processing. This requirement does not apply to contractor-operated AF Base TODOs. Foreign governments establish requirements through their TODOs, as designated by their USAF/United States Government approving officers.

2.6 DISTRIBUTION.

Compendiums and cross-references are available at the ACPINS Web site where users may view or download reports. However, if ad hoc reports are required, a special request should be submitted to OC-ALC/LGLUC. Country compendiums and cross-references are produced and provided quarterly or upon request to managers and users who have established requirements in the CPIN database as directed in TO 00-5-17. Distribution of software shall be provided through the Managing Centers to users who have requirements established. Authorized ID requirements will permit the automatic processing of official mailing and media labels for software products. This assures timely "push" type distribution by the Managing Center to software users and shall deny distribution to unauthorized requesters.

T.O. 00-5-16

2.7 REGULAR AND AD HOC MANAGEMENT INFORMATION.

Authorized managers shall be provided with routine and ad hoc reports and information produced by the system. Data for routine reports are obtained from the CPIN Request and Order Screens. Routine reports are accessible on-line. Ad hoc reports may be provided by special request. This function is illustrated in [Figure 2-5](#).

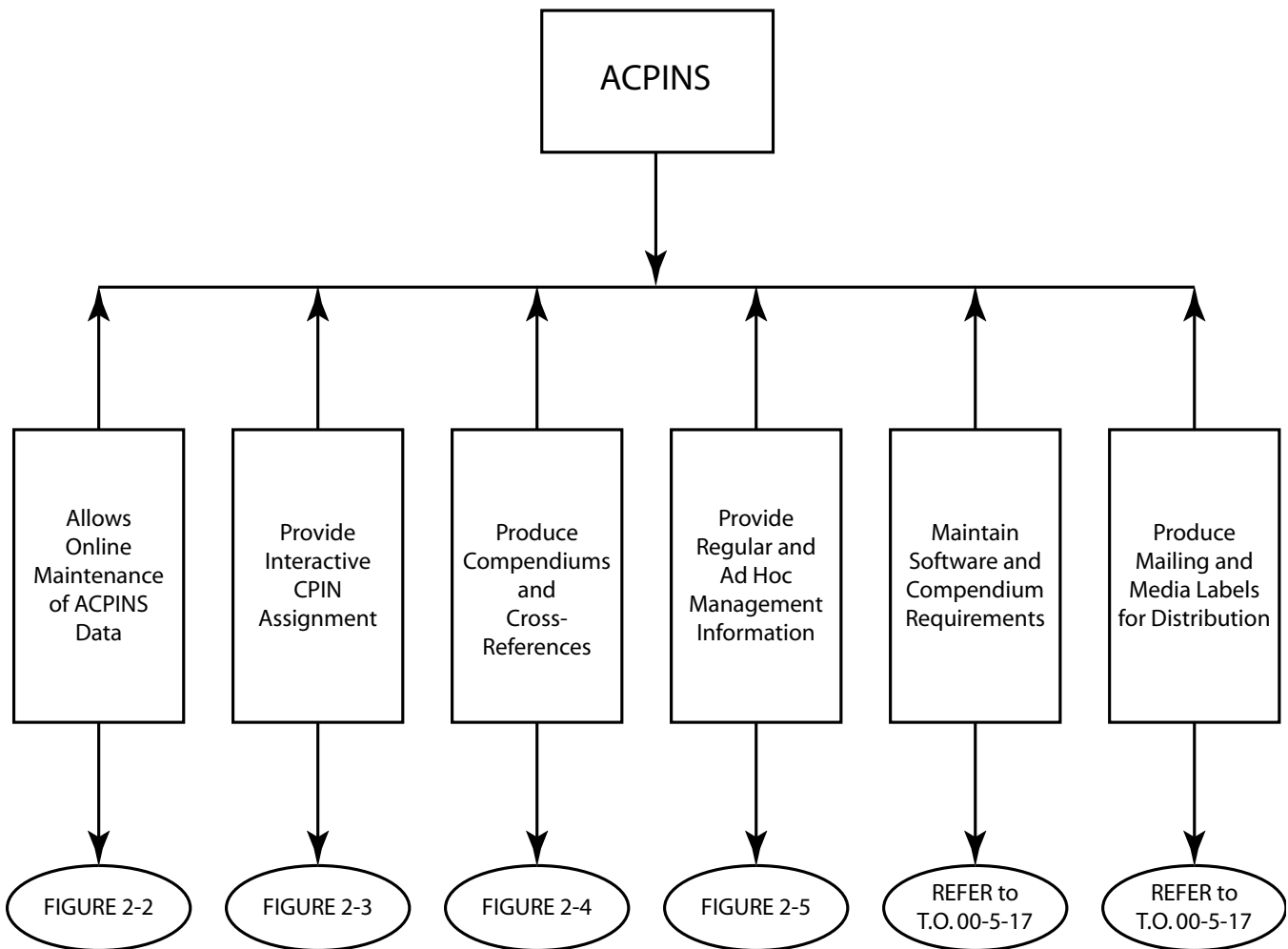


Figure 2-1. Major Functions of ACPINS

T.O. 00-5-16

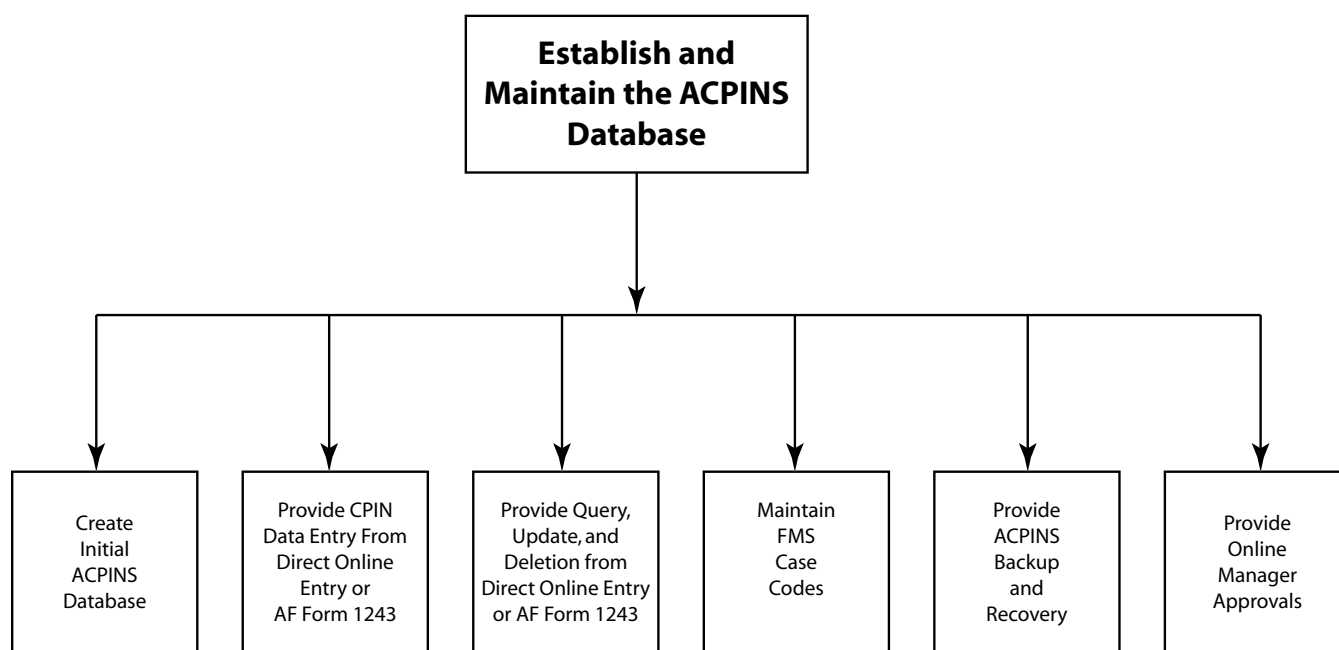


Figure 2-2. ACPINS Functions: Establish and Maintain the Database

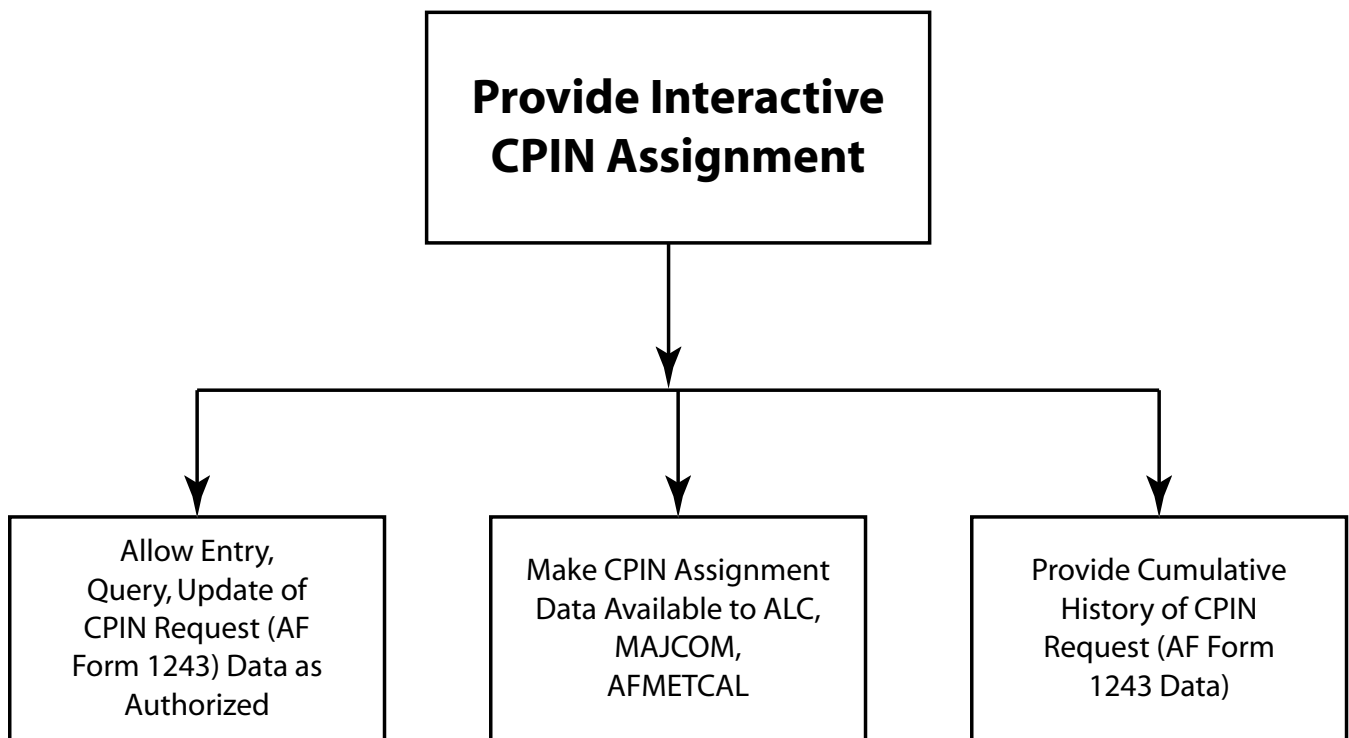


Figure 2-3. ACPINS Functions: Interactive CPIN Assignment

T.O. 00-5-16

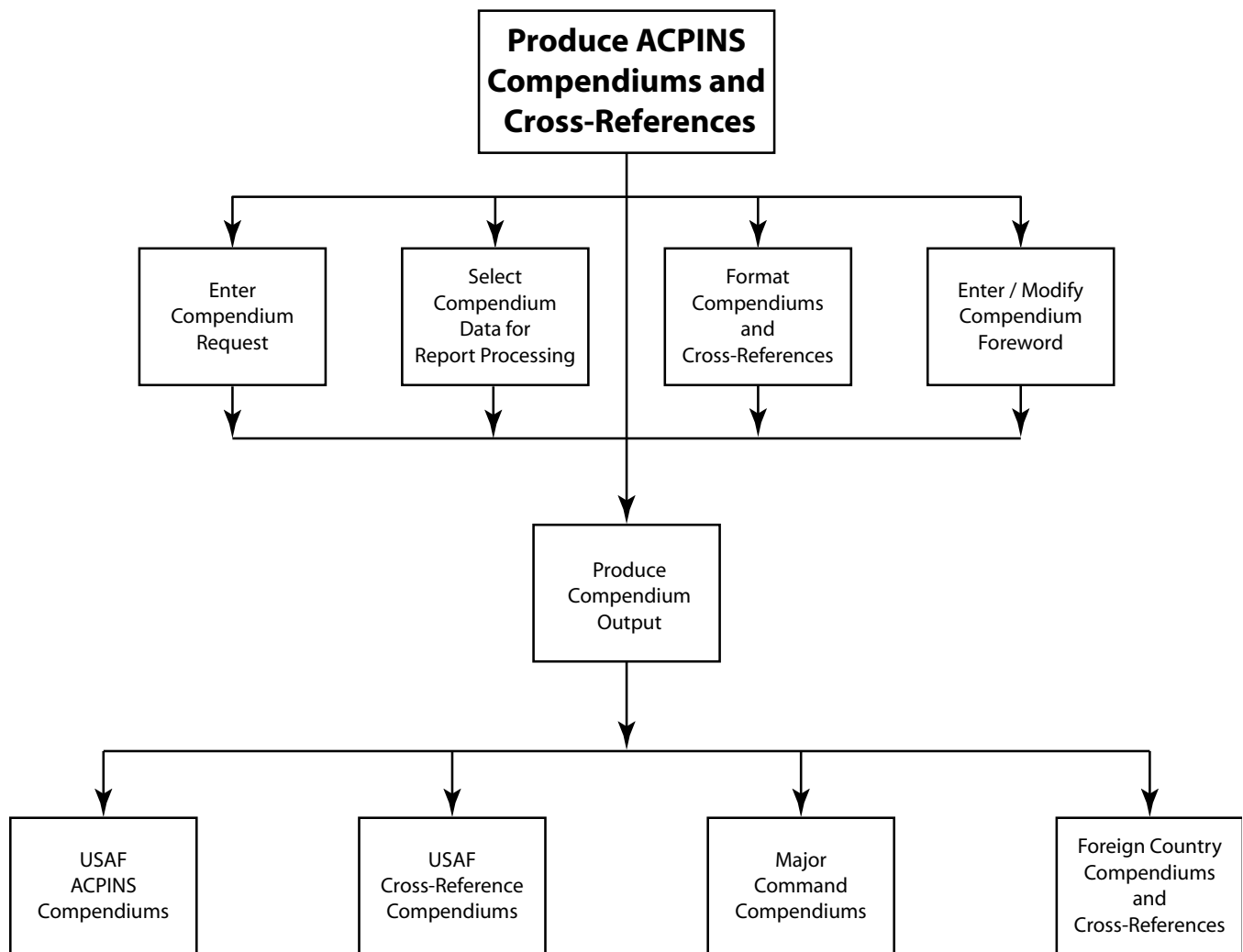


Figure 2-4. ACPINS Function: Produce Compendiums and Cross-References

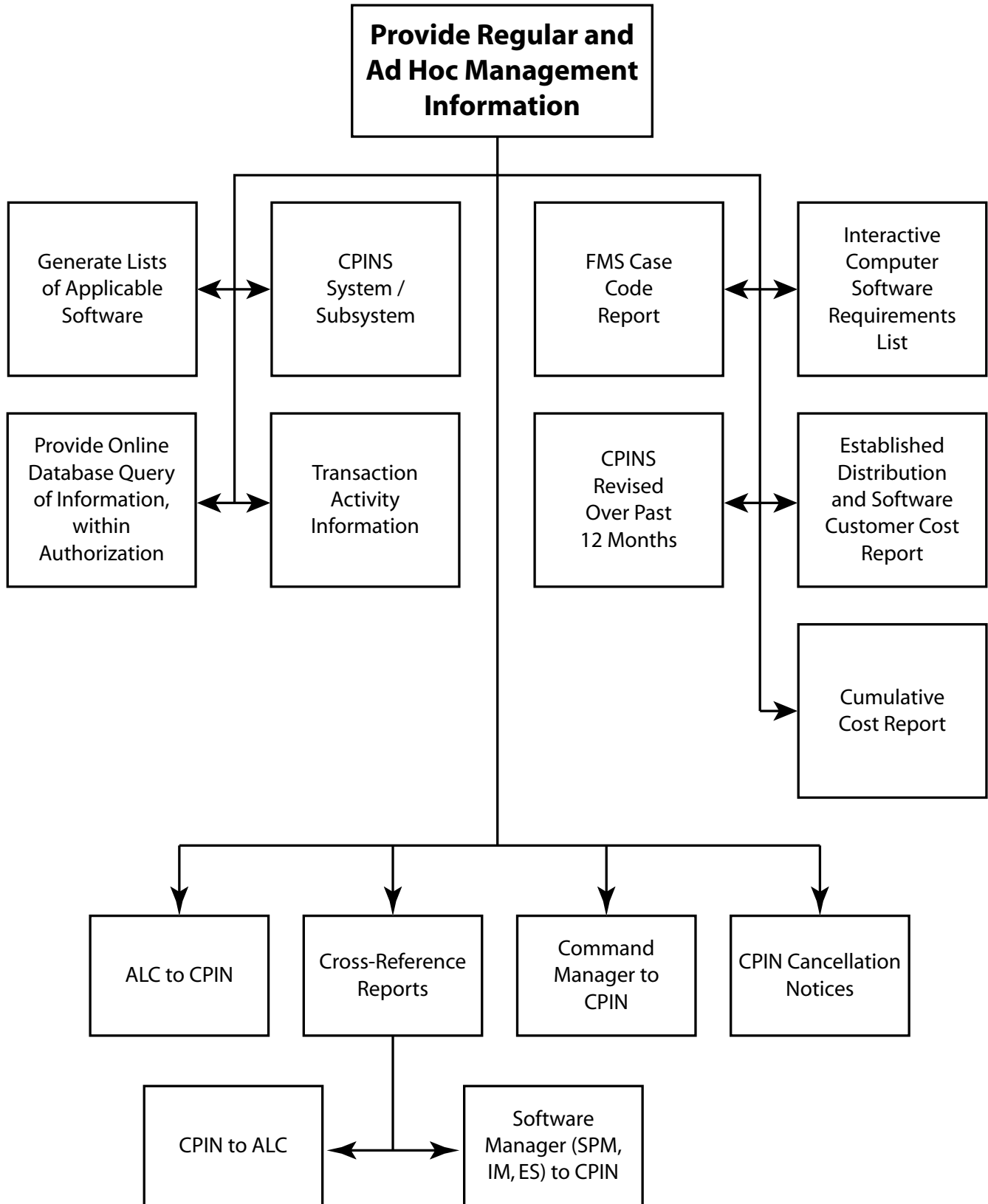


Figure 2-5. ACPINS Functions: Provide Management Information and Reports

CHAPTER 3

CPIN ASSIGNMENT CRITERIA

3.1 METHODS FOR REQUESTING CPIN ASSIGNMENT.

3.1.1 A CPIN must be requested and assigned for each Computer Software Configuration Item (CSCI) and the associated engineering documentation. Requests for assignment of CPINs should be made as soon as the CSCIs are designated.

NOTE

While a CPIN is assigned early, it is not required to track each development revision in the ACPIN System until the CSCI has been formally baselined. The software accepted by the AF acquisition organization for operational use should be labeled as the baseline CPIN. After a baseline is established, revisions will be tracked.

3.1.2 The current authorized methods of requesting CPIN assignments are through the ACPINS Web site, <http://wbcpins.tinker.af.mil> or by submitting AF Form 1243. Software managers and developers in ALC organizations, AFMETCAL, Major Commands (MAJCOM), field operating agencies (FOA), and DoD contractors initiate CPIN assignment requests. The Managing Center shall review requests originated by USAF software developers, DoD Contractors or the organization that manages the hardware that the software operates, tests, or supports. Responsible Managing Centers will obtain appropriate software or equipment manager review and approval. The software developers and managers will initiate requests for assignment of CPINs for CSCIs under the Security Assistance (SA). Once the CPIN request data has been entered into ACPINS, the on-line system will provide a tentative CPIN for CPIN assignment consideration.

NOTE

A review of a CPIN request may result in a change of the suggested CPIN. Therefore, a tentative CPIN should not be included in the related documentation until the CPIN is officially approved by the responsible Managing Center.

3.2 EMERGENCY CPIN ASSIGNMENT.

A CPIN assignment may be requested by telephone, fax, or via the on-line system when an emergency condition exists (such as grounding of aircraft, possible contract default, etc.). Software managers or developers will request an emergency CPIN assignment through the responsible Managing Center. The Managing Center will verify the need for an emergency CPIN before imputing a CPIN assignment.

3.3 SOFTWARE DOCUMENTATION.

3.3.1 Engineering Documentation. Engineering documentation establishes the configuration baselines for CSCIs and is used for the development of software and changes to that software. Engineering documentation consists of software documentation not managed by JCALS as required in AFPD 21-3. This includes items such as test plans, design and management plans, specifications, engineering design/test/interface data, flow diagrams, interface control drawings, certain manuals, listings, and source data. Engineering documentation managed by the Joint Engineering Data Management Information Control System (JEDMICS) will be identified in the ACPIN System. It will be assigned a documentation CPIN that will be identified on the cover page or first page of a documentation item. The documentation CPIN will be the same identifier as its related CSCI except the last character, which will be a D instead of an A. The only exceptions are for CSCIs containing data with restricted rights or those for which the USAF will not receive the engineering documentation. However, it is often desirable to obtain CPINs for documentation that the USAF does not receive. This provides a quick reference for items that are "Contractor Maintained" or "Contractor Proprietary". Contractor Maintained applies to documentation kept by a contractor but which is available for USAF use upon request. Contractor Proprietary applies to documentation that is owned by the contractor and may not be available. Configuration control requirements usually restrict engineering documentation from release to software users and preclude release to foreign countries.

3.3.2 User Documentation. User documentation includes user manuals, test equipment manuals, and user maintenance manuals that are required for operational use, checkout, installation, troubleshooting, and loading of the software. User documentation will be assigned an appropriate technical order number and will be managed as required in AFPD 21-3 by JCALS. Technical orders will reference the applicable software by the CPIN. CPIN revision numbers will not be shown in

T.O. 00-5-16

technical orders, except for the ICBM Technical Orders, since the on-line CPIN compendiums are the source documents for the most current CPIN revisions.

3.4 COMBINATION CPINS.

3.4.1 General. A Combination CPIN will be assigned to identify a media unit containing two or more CSCIs that have individually assigned (separate) CPINs. These combinations are loaded on one media unit for storage purposes and for distribution to software customers. Requests for each Combination CPIN must be submitted as a separate CPIN Assignment (AF Form 1243) action. Combination CPINS are established after all applicable CPINs to the Combination have been established.

3.4.2 Combination Documentation CPIN. Software managers may request a Combination Documentation CPIN with the CPIN Assignment (AF Form 1243) action under the following conditions: When only one engineering documentation package has been developed for two or more CSCIs prior to delivery to the Air Force, or if the development of only one engineering package for two or more software items is more cost effective.

3.4.3 Configuration Management. Configuration management is required for the Combination CPIN and for each related CSCI. When one of the CSCIs contained on the media unit is updated to a new baseline, the Combination CPIN shall also be updated to reflect the new CSCI baseline (i.e. CPIN Revision). Revisions to applicable CPINs on a combination CPIN must be accomplished before revising the combination CPIN. Software managers electing to assign combination CPINs should be aware that baseline configuration management of combination CPINs might be more costly than maintaining and distributing single CPINs.

3.5 INTEGRATION SUPPORT FACILITY (ISF) AND OTHER SUPPORT FACILITY SOFTWARE.

All operational, support, test, unit under test, and combination software programs released to customers will be assigned CPINs. A CPIN usually will not but may be assigned to ISF computer programs designated for internal use only. Software not assigned a CPIN will be managed and controlled in accordance with appropriate regulations.

3.5.1 Executive/Operating System Software. Computer programs used in conjunction with the host computer to control the operation of the computer support system will be assigned CPINs.

3.5.2 Support Software. Computer programs which are used as an aid in preparing, analyzing, developing, or maintaining operational system and equipment computer programs will be assigned CPINs. This software includes compilers, translators, program generators, assemblers, loaders, and linkers. Special purpose compilers, which are maintained only by the responsible engineering organization, will not be assigned CPINs. This software will be located at the ISF.

3.5.3 Simulation/Integration Software. Computer programs used to simulate operational weapon systems and equipment or parts thereof will be assigned CPINs. These programs are used to validate and verify MCS for NSS operability and compatibility.

3.5.4 Data Reduction Software. Computer programs used to analyze test results and other analytical data associated with operation, validation, and verification of operational computer programs and simulation/integration (after flight) programs will be assigned CPINs.

3.5.5 Utility Software. Computer programs used by the engineer, programmer, and facility manager to enhance, control, record, copy, sort-merge, control peripherals, and diagnostic efforts will be assigned CPINs; included are database systems used for tracking configuration, and utilization of computer systems and equipment.

3.5.6 Engineering Application Software. Computer programs and routines developed by the engineer or programmer to aid in the design, development, and testing of specific computer programs will be assigned CPINs if used by, or distributed to, other customers.

3.6 COMMERCIAL OFF-THE-SHELF (COTS) SOFTWARE.

Commercial, off-the-shelf software may be acquired with the related equipment or separate from the equipment. This software usually has unlimited, limited, or restricted proprietary rights.

3.6.1 Unlimited and Limited Rights. Any off-the-shelf software acquired (programs and engineering documentation) that has unlimited or limited rights shall be designated as a CSCI and must have a CPIN assigned. A CPIN assignment for this software may authorize it for USAF use under certain conditions. Authorization agreements will be unique to weapon system programs and authorizations will vary by CPIN. The different conditions are:

1. Under a certain set of circumstances, a CPIN may be copied by the AF with a set number of copies.
2. Contractor must approve any and all copies.
3. AF has full copy privileges.

NOTE

A CPIN must be dated before it is authorized for USAF use.

3.6.2 Restricted Rights. Restricted rights software will be determined from the original software acquisition contract. Off-the-shelf software and ISF executive/operating system and support software with restricted rights do not require CPINs. However, if the software manager determines a CPIN is needed to assist in the identification and tracking, a CPIN will be assigned. The managing ALC or MAJCOM is not required to stock, store, or issue restricted rights software or engineering documentation.

3.7 CPINS FOR CLASSIFIED SOFTWARE.

3.7.1 Secret and Confidential Software. The ACPIN System is not a secure data system. Classified data elements such as a classified software title will not be input to the ACPIN System database. However, software classified as Secret or Confidential will be managed through the ACPIN System in the same manner as unclassified software. Secret and confidential software will be protected in accordance with applicable security directives. Media identification labels for classified software will indicate the highest classification of the media units involved. The CPIN listing in the compendium will also indicate the highest classification.

3.7.2 Top Secret Software. Software classified Top Secret is exempt from, and will not be included in, the ACPIN System. It will not be assigned a CPIN, and it will not be announced in the ACPINS compendiums and ACPINS management reports. Announcement of this software, or changes to this software, by Time Compliance Technical Order (TCTO) will not be required. However, this does not relieve the System Program Manager (SPM) or Item Manager (IM), the ALC, or the Major Command responsible for the software, from the configuration management requirements. Top Secret software will be designated as CSCIs. The responsible software manager will determine and assign an identifier to Top Secret software and related engineering documentation, using the CPIN patterns. The ACPIN System will prevent assignment of duplicate or incorrect CPINs for software items. The responsible software manager will also maintain software requirements and distribution records, maintain data for audit trails, and maintain software cost data. The responsible software manager will maintain the engineering documentation. Top Secret software and engineering documentation will be protected in accordance with applicable security directives. Top Secret CSCIs will be entered in the ACPIN System upon declassification.

CHAPTER 4

COMPUTER PROGRAM IDENTIFICATION NUMBER

4.1 CPIN COMPONENTS.

A CPIN may have two separate components: a CPIN identifier and a suffix. A CPIN identifier is a variable length alphanumeric designator with a minimum length of 14 positions and a maximum length of 40 positions. This includes the dashes, which are used to divide the identifier into four separate fields. A CPIN may be suffixed with a six-position revision identifier. When the suffix is used, the CPIN may have up to 46 positions, not including spaces. Once assigned, a CPIN will not change unless a re-identification action is initiated to obtain a new CPIN assignment.

4.2 CPIN IDENTIFIER.

The following paragraphs describe the four CPIN identifier fields:

4.2.1 First Field-Category and Major Function (4 Positions/Includes a Dash).

4.2.1.1 CATEGORY. The category is identified in the first two positions with one of the following two-digit codes:

- 81 - Aircraft
- 82 - Missile
- 83 - Ground Communications-Electronics
- 84 - Simulators or Trainers
- 85 - Test Stations or Testers
- 86 - ACPIN System Testing
- 87 - General Purpose Computers
- 88 - Other Computer Programs
- 89 - Space and Space Vehicles
- 91 - Command and Control
- 92 - Precision Attack Weapons

NOTE

Category 86 is used by the CPIN System Section and the ALC SCC/Managing Centers to test system functionality and processes. Although these CPINs will display in reports these are bogus numbers used for testing only and shall be cancelled when testing is completed.

4.2.1.2 Major Function. The third position in this field is an alpha code that identifies the major function of the system or subsystem that the CSCI was designed to operate, test, or support. Major function codes authorized for use in the ACPIN System are:

4.2.1.2.1 A - Operational Flight Program (OFP). This major function relates to airborne flight programs, which are applicable to more than one major function within the CSCI. An OFP primarily applies to Aircraft (81) and Missile (82) categories but may also apply to simulator (84). A consolidation of offensive avionics, flight control and guidance system software would be an example assigned under this function.

4.2.1.2.2 B - Electronic Warfare (EW). This function relates to digitally controlled systems designed to locate, identify, or render ineffective any threat associated with an enemy capability. Examples are surveillance, threat evaluation, countermeasures, counter-countermeasures, jamming, tracking and Identification Friend or Foe (IFF).

4.2.1.2.3 C - Communications. This function relates to sending and receiving information by electronic devices from one location to another. Communication electronic systems are two or more physically separated but interdependent and related facilities that perform an end-use function. Examples are telephone, telegraph, teletype, intercom, radio, microwave, video, joint satellite, radar, HF, UHF, and VHF.

T.O. 00-5-16

4.2.1.2.4 **D - Data Processing and/or Display.** Data processing is the ADP preparation and handling of basic elements of information according to precise rules or procedures to accomplish an operation, such as classifying, sorting, calculating, summarizing, and recording data. Display pertains to the visual presentation of processed information. This is accomplished through specially designed electronic or electro-mechanical devices by interconnection with digital computers or component Input or Output (I/O) equipment. Central Air Data Computer (CADC) processing, graphic and data displays, recording, Joint Tactical Information Distribution System (JTIDS) software, and other software used with general-purpose data processors are typical examples.

4.2.1.2.5 **E - Engines.** This major function relates to engines, motors, power plants, and their propulsion systems. Generally, this function includes all propulsion units such as aircraft jet and reciprocating engines, and aerodynamic and ballistic missile engines. This includes rocket, ram, pulse, turbo jet, and drone engines. Software used to start, operate, monitor, diagnose, test, and control engines are assigned this function code.

4.2.1.2.6 **F - Flight Controls.** This function relates to aircraft and missile surface controls and the instrumentation pertaining to these vehicle controls in flight. Flight control systems that keep the aircraft or missile on a prescribed course include autopilot, terrain-following radar, all-weather landing systems, altitude indicators, attitude indicators, displacement/directional/rate gyros, computer flight directors, and servo systems.

4.2.1.2.7 **G - Guidance.** This major function relates to the control of an aircraft or a missile either from within by a person or automatic device, or without by electromagnetic signals. In the case of unmanned self-propelled vehicles, guidance is the capability to control, from within, the vehicle's trajectory or course while it is in motion, by remote signals, homing systems, inertial or programmed control. Target and reconnaissance drones are included in this function. Guidance may be by radar, radio, video, electro-optical, telemetry, infrared or laser beams, or preset destination programs.

4.2.1.2.8 **H - Navigation.** This function relates to the process of directing an aircraft toward its destination by determining its position, heading, etc. Examples are General Navigation Systems (GNS), Inertial Measurement Units (IMU), Doppler Radar Systems, Omega Navigation Control System, Global Positioning System, Celestial Navigation, and Tactical Air Control and Navigation (TACAN).

4.2.1.2.9 **J - Weapons Delivery.** This function relates to bringing an instrument of combat upon its target or to the place where it carries out the function for which it was designed. Examples are bomb launch, bomb jettison, targeting, target illumination, impact point, and stores management.

4.2.1.2.10 **K - Fire Control.** This function relates to the equipment that utilizes target data from optical or radar devices to direct aiming and firing of a particular weapon. Calculations are made by using the motion of the target and the firing vehicle data to provide directions of bearing, elevation, and timing for aiming and firing of the weapon. Examples are fire control systems, computing, and optical sight systems, platform stabilization systems, fire control radars, fire control directors, and ballistics computing systems.

4.2.1.2.11 **L - Missile Launch.** This function involves systems designed to launch, drop, project, or propel an object (missile) for the purpose of striking a predetermined target. Examples are launch systems, launch simulators, remote controls, and prelaunch data.

4.2.1.2.12 **M - Metrology/Meteorology.** Both major functions are identified with an M. Metrology is the science of measurement including the development of measurement standards and systems for absolute and relative measurements and the conformance to these technical requirements. Automatic calibration and in-circuit testers apply to the metrology function. Meteorology is the branch of physics that relates to heat and moisture changes, low and high pressures, or other attributes that affect the atmosphere and its phenomena. Examples are weather reconnaissance, meteorological weather data gathering, and atmospheric research data.

4.2.1.2.13 **N - Environment and Egress.** Environment relates to all conditions, circumstances, and influences surrounding and affecting the operation or environment of an air weapons system. Examples are: Oxygen, deicers, and cockpit and missile air conditioning systems. Egress relates to the emergence from an aircraft under normal or emergency circumstances. Examples are seat or cabin ejection systems.

4.2.1.2.14 **P - Photography.** This function relates to any airborne photography including surveying, reconnaissance, and mapping. Simulator and test sets that apply to airborne video tape recorders or still camera systems used in shop environments are also included. Examples are airborne photography systems, gun camera systems, and infrared mapping devices.

4.2.1.2.15 Q - Electronic and Electrical. This function relates to any airborne or ground CE system and equipment, which is primarily electrical or electronic in makeup. Examples are aircraft, missile or Ground CE electronic or electrical systems, wiring harness, circuit cards, multiplexers, and power supplies.

4.2.1.2.16 R - Armament and Munitions. This function involves the airborne offensive and defensive weaponry and munitions of an aircraft or missile. Munitions include both live and inert conventional bombs, bomblets, rockets, missiles, flares, fuses, and igniters normally mounted on or in an aircraft or missile. Examples of armament are laser-guided bombs, gunnery target systems, armament control systems, and chemical warfare devices.

4.2.1.2.17 S - Fuel. This function relates to any liquid, gaseous, or solid substance used to power an aircraft, missile, or rocket engine. Also included are systems which control the use of these substances. Examples are integrated control displays, rate of flow and fuel quantity indicators, fuel savings, and fuel management systems.

4.2.1.2.18 T - Multiple Major Functions. Function code T is used when a subsystem or system performs more than one function. For instance, an end-item of equipment might be assigned a T code for multiple functions which may include communications (major function code C), electrical power (major function code Q), and data processing (major function code D).

NOTE

The T code should not be confused with function code A, which also pertains to more than one function but is used only for Operational Flight Programs (OFP).

4.2.1.2.19 U - Hydraulic, Pneumatic, Pseudraulic, and Vacuum. This function relates to systems designed to utilize liquids, gases, or air (pressure or vacuum). Examples are constant speed drives, vacuum capacitors, aircraft pneumatic trainers, and pressure/temperature test sets.

4.2.1.2.20 V - General Purpose or Supportive. This function relates to programs and documentation that operate or support general purpose computers which cannot be associated with any particular system, or which provide general support to more than one system or subsystem. Examples are assemblers, compilers, linkers and loaders.

4.2.1.2.21 W - Surveillance/Tracking/IFF. This function applies to both airborne and ground-based systems whose primary function is surveillance and tracking. Examples are E-3A, Cobra Dane, and AN/FPS-85 Spacetrack Radar. This code will not include electronic warfare type surveillance and tracking software, which is identified with function code B.

4.2.1.2.22 X - Targeting. This function relates to systems which acquire, identify, track, range, and designate selected targets for precision guided munitions. May be an active system, performing all targeting functions within a single system, or may be a passive system, requiring support from other systems. Uses FLIR, television, radar imagery, laser energy, satellite guidance, or a combination to perform targeting functions. Targeting systems typically contain electromechanical servo systems, electro-optical sighting components, and electronic control elements. Examples are LANTIRN, LITENING, and Pave Penny.

4.2.1.2.23 Y - Not Used.

4.2.1.2.24 Z - Other. This function relates to programs and documentation that cannot be identified in another function. Examples are aircraft and missile mass-property systems which help determine the center of gravity, weight, balance, and loading parameters.

4.2.2 Second Field Identifiers (Maximum 28 Positions/Includes a Dash). The identifier field may contain the subsystem/system, acronym, and qualifier or the field may contain just one of the above. If more than one identifier is in the field, they must be separated by virgules (/). The following paragraphs provide further details.

4.2.2.1 General. The variable length, alphanumeric second field of the CPIN is used to identify the subsystem (e.g., ALQ131V, DSQ35, UYM7) or system (e.g., C5A, AGM86, or 487L) which the CSCI is designed to operate, test, or support. In order to maintain visibility to users and managers, it is preferable to identify the subsystem whenever possible. A standardized subsystem identifier in the CPIN assists management control of subsystems required by the SPM or IM. Subsystems may be common to various major systems. The second field will consist of the following subsystem/system type identifiers and will not be less than 2 positions or more than 28 positions when linked together.

T.O. 00-5-16

4.2.2.2 AN Nomenclatures. AN nomenclatures are type designation assignments for electronic systems and subsystems used throughout the US Department of Defense. A type designation is definitive in itself in that it will never be duplicated. Subsequent modifications are recognized through the assignment of a modification letter or specific variable configuration number. Nomenclatures and official titles are established by submittal of a DD Form 61 through the MIL-STD 196D Joint Electronic Type Designation System (JETDS). The AN nomenclature should always be used in the second field of the CPIN when this nomenclature has been assigned. When it appears in the CPIN, the AN designator and dashes are omitted. For example, AN/ARC-24 is changed to ARC24. The AN nomenclature that identifies a component with the subsystem/system can be used in the second field of the CPIN to reflect the subsystem/system component. For example, CP-365/ASQ-6 is the subsystem plus the CP-365 component. Virgules (/) are used to separate the designators. Components are often common to various subsystems; therefore, when the component is used in the CPIN the nomenclature is reversed. For example, CP-365/ASQ-6 will be entered as ASQ6/CP365. This provides a more standardized grouping of subsystem/system identifiers and is more suitable for indexing the CPINs. If the AN nomenclature contains a V in parentheses, it identifies a modified subsystem, and the parentheses is omitted. For example, AN/ALR-46(V)2 is changed to ALR46V2. The system designator (model, design, series) is identified in the second field of the CPIN only when the CSCI is system peculiar, or the subsystem cannot be identified. Example: B-52H, F-15E, E-3A, or LGM-30F would appear in the second field of the CPIN as B52H, F15E, E3A, or LGM30F.

4.2.2.3 Acronyms and Abbreviations. If an appropriate military-designated subsystem identifier is available, then acronyms and abbreviations should not be used as subsystem identifiers. However, if this is the only method of identification, the acronym or abbreviation representing the subsystem may be used and will be identified first in the second field of the CPIN (e.g., CADC/F15).

4.2.2.4 Qualifiers. It may be desirable to associate the system or subsystem in the second field of the CPIN with a qualifier to denote a particular application, a managing ALC, physical location, system, acronym, etc. An example would be the use of a qualifier to identify a Unit-Under-Test (UUT) program for a specific circuit card within a subsystem, such as AJN18/IDA6. The qualifier identifies circuit card number IDA6 located in subsystem AN/AJN-18. When a subsystem is common to more than one weapon system, the subsystem may be qualified with the applicable system designator. An example is an AN/ARC-type radio set used on various aircraft. For example: -ARC24/A10, -ARC24/C141, -ARC-24/F4. Also, if desired, a foreign country code may be used as a subsystem qualifier. The system or subsystem shall be identified first in the second field of the CPIN and the qualifier identified last. The use of qualifiers is an option of the software manager.

4.2.3 Third Field - Type Software and Sequence Number.

4.2.3.1 Type Software. Six alpha codes identify the type of software in the first position of the third field. These codes are:

F	Operational
S	Support
T	In-Place Test
U	Unit Under Test
C	Combination
D	Master

Definitions are as follows:

F	Operational Software includes the computer programs required to operate the system. These programs are loaded and run in the computer equipment during system operation. This includes executive/supervisor programs, functional/application programs, and input/output programs.
S	Support software programs are generally used for the development and maintenance of other computer programs. Support programs include operating systems, assemblers, compilers, loaders, etc. In the case of training devices, these programs include preflight check programs and student performance data printout programs.
T	Test software programs accomplish in-place testing that includes diagnostic test, fault isolation test, and similar testing that is made while the system is in place.
U	Unit Under Test software programs test SRUs, LRUs, or ITA, which have been removed from their operating environment.

- C Combination - A CPIN assigned to a media unit, which contains two or more CSCIs that are different types of software or documentation packages which have individually assigned CPINs.
- D Master - A CPIN assigned to a media unit, which contains two or more CSCIs that are the same type of software or documentation package and which have individually assigned CPINs. Applies only to existing Master CPINs.

4.2.3.2 Sequence Number. A three-digit sequence number beginning with 001 continuing through 999 identifies the number of related CSCIs in a series.

4.2.4 Fourth Field - CSCI Baseline or CSCI Version Identifier, and CSCI or Engineering Documentation Indicator (3 Positions).

4.2.4.1 CSCI Baseline or CSCI Version Identifier (2 Positions). The first two positions in this field consist of a two-digit number, which identifies either the original CSCI product baseline or a CSCI version. Two zeros (00) will identify the original CSCI product baseline and will be used in the first basic CPIN assignment. After establishing a baseline CPIN, a version may be established. A version is a software item, which has been developed from another software item. It is usually the result of a design change to the original baseline. A version identifies software variations or modifications developed to accommodate changes or updates to equipment or basic mission requirements. A version CPIN will normally co-exist with the basic CPIN or with the basic CPIN and other versions. Version identifiers will be assigned in numeric sequence starting with "01".

4.2.4.2 CSCI or Documentation Indicator. The last position of the fourth field indicates whether the CPIN is assigned to a CSCI or to the related engineering documentation. An alpha code A will be assigned in the CPIN for the CSCI. An alpha code D will be assigned for the documentation.

4.3 CPIN REVISION.

When a revision number has been assigned to a CPIN identifier, the CPIN will be suffixed with a six-position revision designator. The suffix consists of a three-position "REV" identifier followed by a three-digit revision number (Example: REV 001). Revision numbers should be assigned in numerical sequence from 001 through 999. A revision identifies a change or changes accomplished to correct discrepancies to baseline CSCIs and/or engineering documentation. Revised CSCIs always replace the existing baseline CSCI (original CSCI baseline or previous revision), that is, the CSCI is upgraded to a new baseline. The revision number will appear as a suffix to the CPIN in the compendium entry, on the CSCI media label, and on mailing address labels.

NOTE

If it becomes necessary to skip a revision number, that number may not be assigned at any time during the CPIN lifecycle. To facilitate configuration tracking and control, assignment of out-of-sequence revision numbers must be documented in the master record.

4.4 CSCI DESIGNATOR PATTERN.

An example of a 46-position CSCI designator for a CPIN using a revision suffix is shown in [Figure 4-1](#). Spaces are used to show the separate components. This improves readability in the CPIN compendiums, CSCI media labels, mailing labels, etc. The example identifies a unit under test program for a radio transmitter used on an F-15 aircraft.

NOTE

This example is used only to reflect the capabilities of a 46-position CPIN identifier. If applicable, a CPIN may contain as few as 14 positions.

T.O. 00-5-16

40-Position Maximum Length for CPIN	Revision Number
-----	-----
81C-ARC164/RT1145/RRXMTR/F15C/D-U001-00A	REV 001

81-Aircraft Category
 C-Communications
 ARC164-Radio Set
 RT1145-Receiver Transmitter
 RRXMTR-Radio Receiver Transmitter
 F15C/D-Major Weapon System/Subsystem
 U-Unit Under Test Type Software
 001-First CPIN in Series
 00-Baseline Software
 A-Software Program

Some CPIN assignments based on the above example may be:

CSCI Baseline

81C-ARC164/RT1145/RRXMTR/F15C/D-U001-00A

Documentation

81C-ARC164/RT1145/RRXMTR/F15C/D-U001-00D

CSCI Revision

81C-ARC164/RT1145/RRXMTR/F15C/D-U001-00A REV 001

Documentation Revision

81C-ARC164/RT1145/RRXMTR/F15C/D-U001-00D REV 001

CSCI Version

81C-ARC164/RT1145/RRXMTR/F15C/D-U001-01A

Documentation Version

81C-ARC164/RT1145/RRXMTR/F15C/D-U001-01D

CSCI Version Revision

81C-ARC164/RT1145/RRXMTR/F15C/D-U001-01A REV 001

Documentation Version Revision

81C-ARC164/RT1145/RRXMTR/F15C/D-U001-01D REV 001

Combination CPIN Baseline

81C-ARC164/RT1145/RRXMTR/F15C/D-C001-00A

Combination CPIN Revision

81C-ARC164/RT1145/RRXMTR/F15C/D-C001-00D REV 001

Combination Documentation

81C-ARC164/RT1145/RRXMTR/F15C/D-C001-00D

Combination Documentation Rev

81C-ARC164/RT1145/RRXMTR/F15C/D-C001-00D REV 001

H9500445

Figure 4-1. CSCI Designator Pattern

CHAPTER 5

ACPINS COMPENDIUMS AND CROSS-REFERENCES

5.1 TYPES OF COMPENDIUMS AND CROSS-REFERENCES.

Compendiums (indexes) and cross-reference publications are available on-line to authorized customers who have access to the ACPIN System. The compendiums contain current CPIN lists with applicable information concerning new, updated, or inactivated CSCIs and engineering documentation. There are seven general types of compendiums: (1) Cross-References, (2) USAF Compendiums, (3) Country Compendiums, (4 & 5) Command/Nuclear Weapons Compendiums, (6) System Compendiums, (7) Index of Compendiums.

5.2 CROSS-REFERENCES.

The Cross-References are quick references, which serve as research aids for selected CPIN data elements, such as, equipment part number to CPIN. They are identified as follows:

- Acronym to CPIN
- Equipment Part # to CPIN
- Tech Order/Operator Manual to CPIN
- Cage Code, Contractor/SW Part #/Alt ID to CPIN
- Test Station, UUT, ITA to CPIN
- LRU/SRU to CPIN
- SERD to CPIN
- System Model, Subsystem, to CPIN
- TCTO/IOS to CPIN
- National Stock Number to CPIN
- Source of Repair to CPIN
- Technical Repair Center to CPIN
- WUC to CPIN
- Control Computer/Equip Part Number/ITA to CPIN
- Software Use/Station Type/Suite to CPIN

5.3 USAF COMPENDIUMS.

US Air Force compendiums are produced for all CPIN identified CSCIs that are assigned to major equipment or fields of technology. USAF compendiums are categorized and identified as follows:

80-1-81	Aircraft
80-1-82	Missiles
80-1-83	Ground Communications-Electronics
80-1-84	Simulators or Trainers
80-1-85	Test Stations or Testers
80-1-86	ACPIN System Testing
80-1-87	General Purpose Computers
80-1-88	Other Computer Programs
80-1-89	Space and Space Vehicles
80-1-91	Command and Control
80-1-92	Precision and Attack Weapons

T.O. 00-5-16**NOTE**

No Compendium will be produced or distributed for Category 86 CPINs. Category 86 is for test purposes only.

5.4 COUNTRY COMPENDIUMS.

A Country Compendium is available for each foreign country engaged in FMS that uses CPINs. Each Country Compendium identifies country standard CSCIs used by that respective country as well as releasable consortium CSCIs. USAF consortium CSCIs are used jointly by the US Air Force and a foreign country and are listed in both the USAF and Country Compendiums. Country standard CSCIs, however, are not used by the US Air Force and are only listed in the Country Compendiums. Country Compendiums are similar to USAF Compendiums, with the exception that the Country Compendiums will include cross-reference data. The cross-reference data will be the same types as identified for USAF items in paragraph 5.2. Country Compendiums are identified with a compendium number containing a two-position country code. Examples are 80-3-AT (Australia), 80-3-BE (Belgium), etc. The Country Compendiums and Cross-References are available on-line for the FMS Foreign Liaison Officers who have been authorized access to ACPINS. However, they may be provided by OC-ALC/LGLUC on CD or electronically.

5.5 COMMAND/NUCLEAR WEAPONS COMPENDIUMS.

A Command Compendium may be produced for each MAJCOM and lists all CPINs identified as command-managed. A Command Compendium is identified by a number containing a MAJCOM designator. Examples are 80-2-ACC, 80-2-AMC, 80-2-AFMC, etc. Nuclear Weapons Technology (NWT) may be found under the MAJCOM Compendiums. Insert NWT in the MAJCOM field or select NWT from the list.

5.6 SYSTEM COMPENDIUMS.

A System Compendium lists all CPINs identified to that system. Systems are identified with numbers such as B-1, B-2, F-15, F-16, etc., in accordance with DoD Directive 4120.15L.

5.7 INDEX OF COMPENDIUMS.

The Index of Compendiums provides a list of all ACPINS compendiums, cross-references, and related data.

5.8 LABELS.

Labels must be placed on media whenever possible. In all cases the media must be identified with part number, CPIN, and classification. Black, non-erasable permanent marker ink may be used if labels are not affixed. Software media will be tracked through AF CPINs or labeled according to TCTO instructions.

CHAPTER 6

SYSTEM INPUTS

6.1 AUTOMATED COMPUTER PROGRAM IDENTIFICATION NUMBER SYSTEM (ACPINS) DATA ENTRY.

The ACPIN System is an on-line transaction processing system incorporating the ORACLE Relational Database Management System (RDBMS). Being an interactive, distributed processing system with a relational database, ACPINS provides the capability to enter, query, update, and process current data. The system allows immediate access to current information and historical data through on-line screen menu selections. ACPINS data is derived from data input to the CPIN request screens. This section recognizes the various methods and types of system inputs and provides references to the appropriate appendices.

6.2 ACPINS ON-LINE DATA ENTRY.

This section provides information and instructions regarding the ACPINS Menu and instructions on the basic operations of the ACPIN System. The following paragraphs provide guidelines for on-line entry and maintenance of CPIN data.

6.2.1 ACPINS Logon Procedures. Users are granted access through user authorizations. Authorizations are assigned through the ACPIN System database. Access to the ACPIN System is controlled through a system user ID and password combination assigned by the ACPIN System Manager or SCC/Managing Center. ACPINS is Web-based and can be accessed through its Universal Resource Locator (URL) <http://wbcpins.tinker.af.mil>.

6.2.2 ACPINS Menus. After logging on to ACPINS, the user will progress through a series of self-explanatory menu screens in order to select the appropriate screen for the desired action.

6.2.3 Data Entry Screens. ACPINS Data Entry Screens are used to input CPIN request data (Figure 6-1 through Figure 6-3). To access the appropriate data entry screen, select Forms and Reports menu, then the Request Screen. As an example for a new combination CPIN, select CPIN Request Screens, then New/Version/Revision/Update-CPIN/DOC. The Initiator Information screen will display. When the initiator data has been entered, the appropriate data entry screen may be selected.

6.2.3.1 Initiator Information Screen. The Initiator Information Screen contains the initiator request information (Figure 6-4). This information shall be entered on-line by the initiator and will be available during the lifetime of the CSCI. Each subsequent update will provide a retrieval of previously entered information. The initiator information is required.

6.2.3.2 Action Information Screen. The Action Information screen is used to input various CPIN transactions. From this screen, the user may select an action to input on the CPIN, e.g. New, Version, Revision, Update (Figure 6-5).

6.2.4 New/Version/Revision/Update CPIN Requests.

6.2.4.1 New CPIN Request. CPIN assignments are requests for all MCS for NSS USAF CSCIs, related engineering documentation, and combinations of base-lined CPINS. CPINS are also assigned to CSCI and documentation versions. See paragraph 6.2.4.2 for New Version CPIN Request.

6.2.4.2 New Version CPIN Request. This transaction identifies a request to replace or modify CPIN data in the ACPINS database. This change will be entered into the production database as a new version. A new version is usually the result of a design change to the original baseline. It identifies software variations or modifications developed to accommodate changes or update to equipment or basic mission requirements.

NOTE

Data elements, which are used in the CPIN identifier, cannot be changed unless the CPIN is applicable to a CPIN Re-Identify Action.

6.2.4.3 New Revision. This transaction identifies a request for a CPIN revision assignment. A software revision will always replace an existing CSCI baseline and will be updated to a new baseline. All baselines shall reflect a software date before a new revision can be processed. The software date is the date software becomes available for distribution. The

T.O. 00-5-16

database may be queried to display the current revision status. Revisions shall be requested in sequence - 001, 002, 003, etc., with "PENDING" dates. When the revised software is ready for distribution, the SCC/ Managing Center will enter the date of the software into the ACPIN System. This action will authorize distribution of software and will allow the production of mailing labels. Any changes to CPIN data elements implemented by the revision should be processed at this time. Revisions should not be confused with versions. A revision identifies changes accomplished to correct discrepancies and, therefore, replaces the baseline or previous revision as applicable.

6.2.4.4 Update Data. This transaction identifies a request to add, replace, or delete CPIN information.

6.2.5 Reidentify. An existing CPIN may be reidentified to another CPIN by using the Reidentify Screen. For a reidentification, enter the CPIN Reidentify selection from the CPIN Request Screens. When the Reidentify screen appears, enter the CPIN to be reidentified and the following data for the new CPIN: Category, Major Function, Identifier, Software Type, and Sequence.

NOTE

Once a CPIN is reidentified, the system will automatically replace the CPIN for all TODOs on ID for it.

6.2.6 Cancel. A CPIN cancellation is accomplished by selecting the Cancel/Reinstate Screen. Enter the CPIN information and select the cancel options. Once the CPIN has been cancelled, it will remain within the ACPINS database for one year, after which the CPIN data will be moved to the history tables. The cancelled CPIN may be reinstated as explained in paragraph 6.2.7.

NOTE

TODO's ID/One-time requisitions will be cancelled but ID can be reinstated within one year.

6.2.7 Reinstate a Cancelled CPIN. A cancelled CPIN can be reinstated within one year from its date of cancellation. If the CPIN record has been deleted for more than one year, the record will have been moved to history, and a new CPIN must be input. To reinstate a CPIN, select Cancel/Reinstate from the Request Screen menu. When information has been entered, select Reinstate option.

6.2.8 Management Approval. The Equipment Specialist (ES) and software manager at the SCC/Managing Centers shall review and approve CPIN request data. If the action is disapproved, the manager who disapproved it will coordinate the action with the appropriate activities. If further review is needed, the manager may designate the request as Pending. Two screens, Status of Non-Approved CPINs and Status of Approved CPINs, allow the user to access CPIN request status.

6.2.8.1 Status of Non-Approved CPINS. From the Request Screen, user may select Status of Non-Approved CPIN screen to view CPINs that have not yet been approved. By double-clicking on CPIN, user may view CPIN request data. Approving officials should select the Approve option at the top of the Action Information screen. This action displays a screen on which the CPIN may be approved, denied, or placed in Pending Status (Figure 6-6). If the CPIN is placed in Pending, remarks may be entered to explain the reason for the action taken. CPIN requests shall display "Pending" while waiting for approval. Once the CPIN request is approved it will move to the Status of Approved CPINs. The user and approving official will receive an e-mail when any action is taken on the CPIN request.

NOTE

User may change data on the Software Details screen at anytime before it is approved if the data has been saved and not submitted. Once Submit Exit has been selected, no changes may be made to this request. User may do an update action through the Update screen (paragraph 6.2.4.4).

6.2.8.2 Status of Approved CPINS. Approved CPINs will be displayed here for five days and then removed. This screen is for viewing only.

6.2.9 CPIN Request Approval Printing. The ES or SCC/Managing Center may print a copy of the approved CPIN including the approving authority from this screen. The Action control number is required in order to display the CPIN request. The Action control number may be found by accessing the CPIN CSCI/DOC Input History Screen, which is found under the DBA CPIN History Screen, which is found under the DBA menu.

6.2.10 New Compendium. The CPIN System Section will use these screens when a new compendium needs to be created. The CPIN System Section is the only user with authority to establish new compendiums.

6.3 AF FORM 1243, ACPINS DATA AND CONTROL RECORD.

The AF Form 1243 may be used to request a CPIN if on-line access to ACPINS is not available. This form should be submitted to the responsible SCC/Managing Center or authorized point-of-contact. Instructions for completion of this form are in Appendix A. It is important to provide accurate data. Accurate information provides quality products and reduces delays in system processing and CPIN assignments. Types of actions that may be requested are defined in the following paragraphs.

NOTE

As with on-line entry, data elements, which are used in the CPIN identifier, cannot be changed unless the CPIN is applicable to a Reidentify Action.

6.3.1 New CPIN Request. CPIN assignments are requested for all MCS for NSS USAF CSCIs, related engineering documentation, and combinations of baselined CPINs. Data submitted on an AF Form 1243 to the responsible SCC/Managing Center or authorized Point of Contact (POC) will be entered into the ACPIN System for processing. Required data element entries are identified in Appendix A.

6.3.2 New Version. This transaction identifies a request to replace or modify AF Form 1243 data in the ACPINS database. This change will be entered into the database as a new version. A version is a software item that has been developed from another baselined CSCI and its related documentation.

6.3.3 New Revision. This transaction identifies a request for a CPIN revision assignment. Revisions should not be confused with versions. A revision identifies a change accomplished to correct discrepancies and, therefore, replaces the baseline or previous revision as applicable. All baselines shall reflect a software date before a new revision will be processed. Revisions shall be requested in sequence - 001, 002, 003, etc., with "PENDING" dates. When the revised software is ready for distribution, the SCC/Managing Center or other authorized activity will produce labels and authorize the distribution of the items.

6.3.4 Update Data. This transaction identifies a request to add, replace, or delete AF Form 1243 data. If added, replaced, or deleted data appear that have been entered on a previous transaction, it is considered an update action.

6.3.5 Reidentify CPIN. This transaction is used to request an existing CPIN be reidentified to another CPIN. The suggested CPIN reidentification will be entered in the Special Notes block of the AF Form 1243.

6.3.6 Reinstate CPIN. A request to reinstate a cancelled CPIN may be made and will require ES or SCC/Managing Center action. After one year, a reinstatement must be processed as a new CPIN request.

6.3.7 Cancel CPIN. This transaction shall be used when the CPIN for a CSCI is to be cancelled.

6.3.8 New Compendium. A request to initiate a new compendium will require action be taken by the CPIN System Section, the only user authorized to establish new compendiums.

6.4 SOFTWARE MANAGEMENT TRANSFERS.

Software managers may transfer management responsibility from one activity to another. However, this action requires close coordination between the involved software managers. The current software manager, who is referred to as the proposing or losing manager, usually initiates software transfers. The software manager to whom the software is to be transferred is referred to as the gaining manager. The responsibilities of the managers and SCC/Managing Centers are identified in the following paragraphs.

6.4.1 Losing ALC/Manager Responsibilities. When a management responsibility transfer occurs, the losing software manager shall submit a letter of justification requesting approval of the transfer to the proposed gaining software manager. The letter shall include the CPIN of the subject transfer, and the effective transfer date. Upon return receipt of an approved transfer, the losing software manager shall submit a copy of the approval letter to the losing manager. The losing manager will review the letter and, if necessary, verify the information. The losing SCC/Managing Center initiates the transfer by entering the new ES code in the appropriate block in the ACPIN System. After this action has processed, the losing SCC/

T.O. 00-5-16

Managing Center will ship the software and engineering documentation to the gaining SCC/Managing Center. The losing software manager shall then coordinate the transfer of the computer operation manuals and technical orders with the responsible Technical Order Distribution Control Activity (TODCA) from the losing ALC Technical Order System Office. The TODCA will then accomplish the transfer of records and stock in accordance with applicable regulations.

6.4.2 Gaining ALC/Manager Responsibilities. When the gaining software manager receives a letter requesting a management responsibility transfer, the software manager shall provide a written approval or disapproval back to the proposing or losing software manager. If the management responsibility transfer is approved, the gaining software manager shall provide a courtesy copy of the approval to the gaining SCC/Managing Center. On the effective date of transfer, the gaining SCC/Managing Center will monitor the losing SCC/Managing Center transfer action. When the software is received from the losing SCC/Managing Center, the gaining SCC/ Managing Center will notify the new software manager of the receipt of the items.



Figure 6-1. ACPINS Menu Page Screen One

T.O. 00-5-16

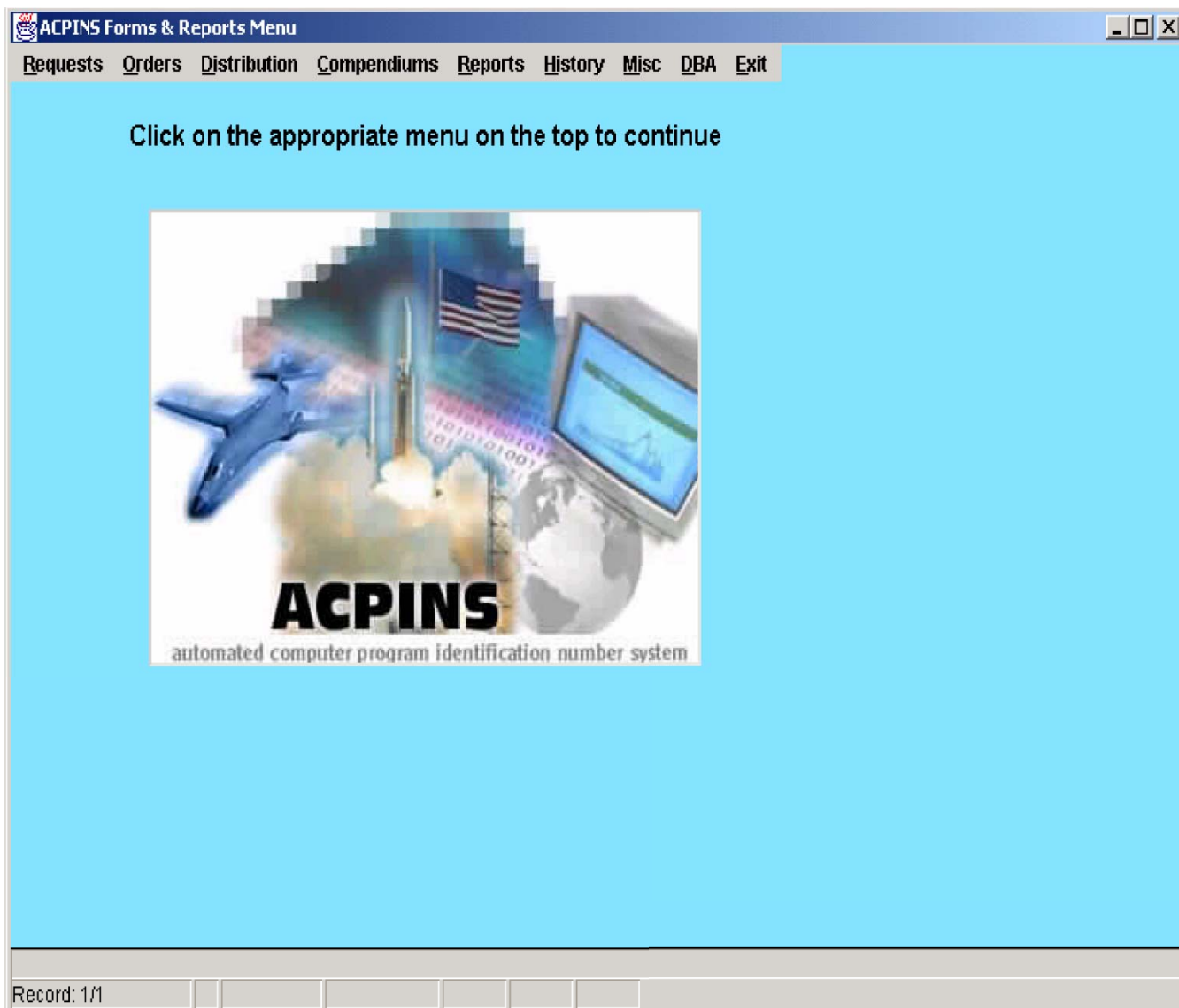


Figure 6-2. ACPINS Forms and Reports Menu

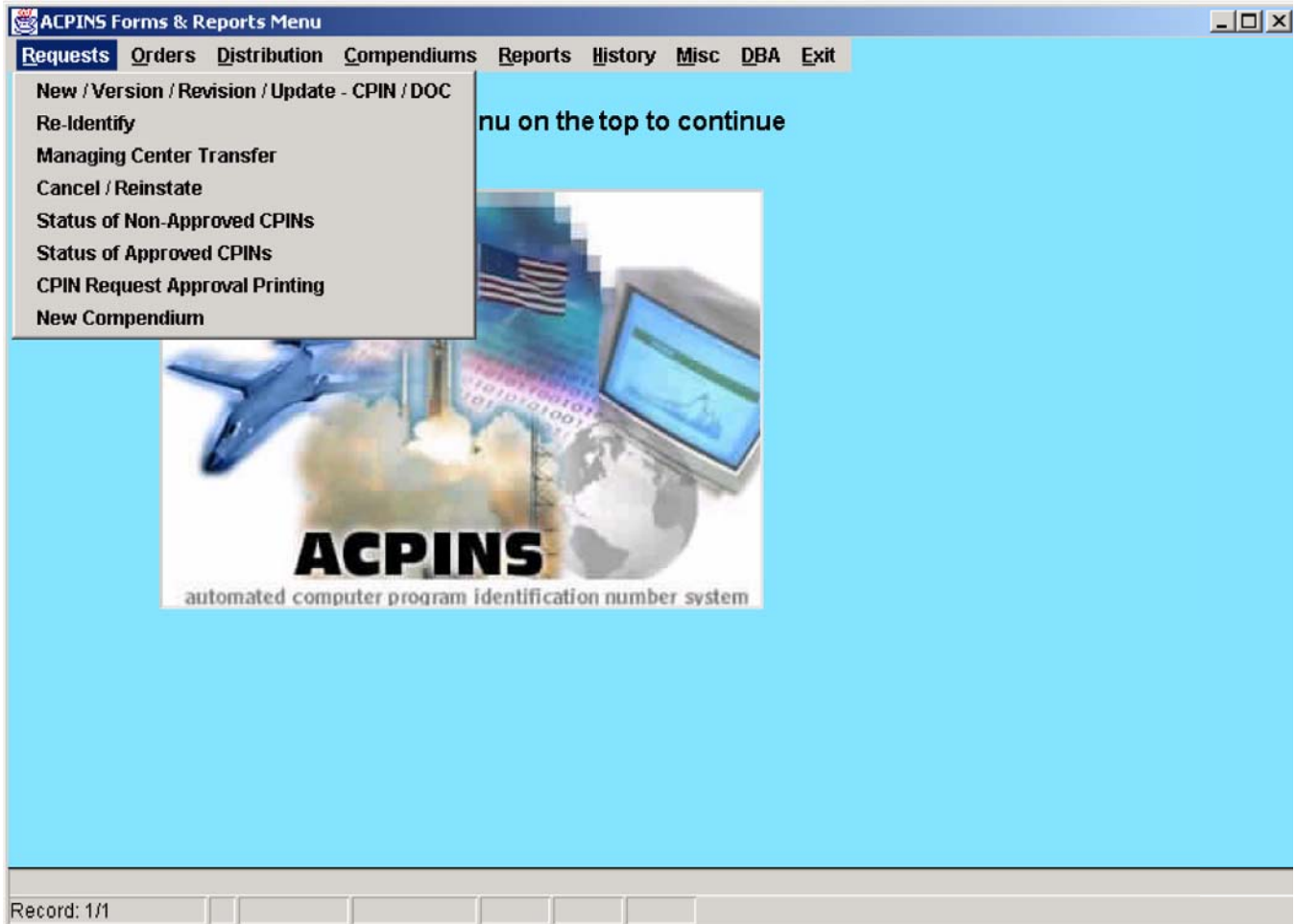


Figure 6-3. CPIN Request Screen

T.O. 00-5-16

The screenshot shows a web browser window titled "Request Screen". The browser's address bar and menu bar are visible. The menu bar includes: Save, Insert, Remove, Clear, List, Approve, Go to Page (with a dropdown arrow), Submit & Exit, Help, and Exit. The main content area is a form titled "Initiator Information" in a blue header. The form fields are as follows:

First Name	Middle Initial	Last Name
<input type="text"/>	<input type="text"/>	<input type="text"/>
Address		
<input type="text"/>		
City	State	ZIP Code
<input type="text"/>	<input type="text"/>	<input type="text"/>
DSN Phone		DSN Fax
<input type="text"/>		<input type="text"/>
Commercial Phone		Commercial Fax
<input type="text"/>		<input type="text"/>
E-Mail		
<input type="text"/>		
Alt POC E-Mail		
<input type="text"/>		
SPO E-Mail		
<input type="text"/>		

Below the form is a "Next Page" button. At the bottom of the form area is a section titled "Remarks for Approval Authority" with a large text area and a vertical scrollbar.

Figure 6-4. Request Screen - Initiator Information

CPIN Assignment Screen [Window Title Bar]

Save Insert Remove Clear List Approve Go to Page Help Exit

Action Information Next Seq New Action

Org Control#	Action Control #	Entry Date	Remarks on Page 1
<input type="text"/>	<input type="text"/>	08-JUN-2000	<input type="checkbox"/>
Cat	Maj	Func	Identifier
<input type="text"/>	<input type="text"/>	<input type="text"/>	<input type="text"/>
S/W	Seq	Ver	A&D A D Action
<input type="text"/>	<input type="text"/>	<input type="text"/>	<input type="radio"/> <input type="radio"/> <input type="radio"/> <input type="checkbox"/>
Software CPIN	Documentation CPIN	Rev	
<input type="text"/>	<input type="text"/>	<input type="text"/>	

New Version Revision Update

Category
Record: 1/1 List of Values

Figure 6-5. CPIN Request Screen - Action Information

T.O. 00-5-16

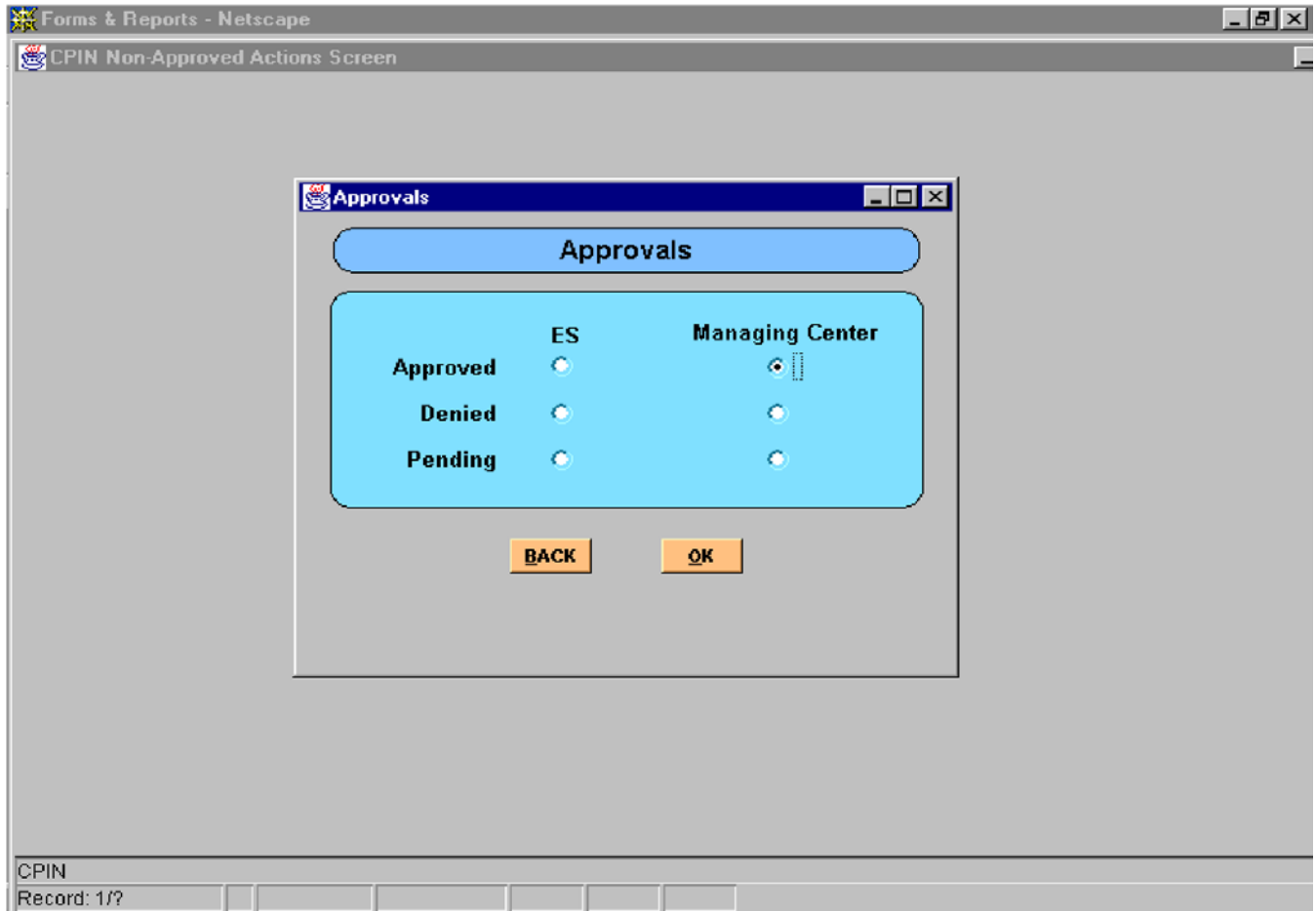


Figure 6-6. CPIN Non-Approved Actions Screen

CHAPTER 7

SYSTEM OUTPUTS

7.1 GENERAL.

The ACPIN System provides various types of system outputs, such as ACPINS compendiums, cross-references, on-line information, statistical reports, notices, and managerial data. These products, available on-line, assist software managers at all levels in accomplishing configuration management, and provide management with an overview of software systems and subsystems. Customers may obtain printouts of the desired products. Ad hoc reports by special requests may be obtained by contacting the CPIN System Section. The following paragraphs describe the output products.

7.2 ACPINS COMPENDIUMS.

The ACPINS compendiums are produced from information entered into the ACPINS database from CPIN assignments and subsequent updates. Compendium entries provide software descriptions, subsystem/system applicability, end item or UUT part numbers, identification of the hardware on which the software runs (computer or test set), type of media used for a software item, the number of media units, name of program language, users manual identifiers, and other related documentation. The US Air Force and Security Assistance participants use compendiums and cross-references. The different types of ACPINS compendiums are identified in [Chapter 5](#).

7.3 ACPINS COMPENDIUM ON-LINE DATA.

ACPINS compendium information is available on-line to authorized software managers and ACPINS personnel. The system allows immediate access to current information and historical data. Queries can be made of previous data element entries and prime systems applicability. [Figure 7-1](#) is an example of the on-line compendium menu. Customers may obtain printouts of the desired items.

7.4 MANAGEMENT REPORTS.

Statistical reports and managerial data are produced from information entered in the ACPINS database. See [Figure 7-2](#) for an example of the Reports Menu. The following paragraphs describe a few reports that are available.

7.4.1 CPINS Actions in Past 12 Months. This report lists the prime SCC, Rev Number, Initiated Date, Cancel Date and Action Code and reflects CPINs that have been reported in Part I of the compendiums. This report is in CPIN and SCC sequence.

7.4.2 Computer Software Requirements List (CSRL) Report. All the requirements established for a particular TODO Code are listed in this report. The list contains the CPIN, Managing Center, Quantity, Requisition Number, Requisition Date and Security Classification from the requirement established on the AFTO Form 157. This report may be printed as well as viewed on-line. These reports are listed by category in CPIN sequence. [Figure 7-3](#) is an example of the CSRL.

7.4.3 List Of Canceled CPINS. This list reflects CPINs that have been reported in Part I of the compendiums as canceled. The report is sequenced by CPIN and/or revision number.

7.4.4 Managing Center ES Codes. This report provides a list of ES's by their codes, the Managing Centers where they are located, and their routing symbols, systems, names and phone numbers. See [Figure 7-4](#) for example.

T.O. 00-5-16

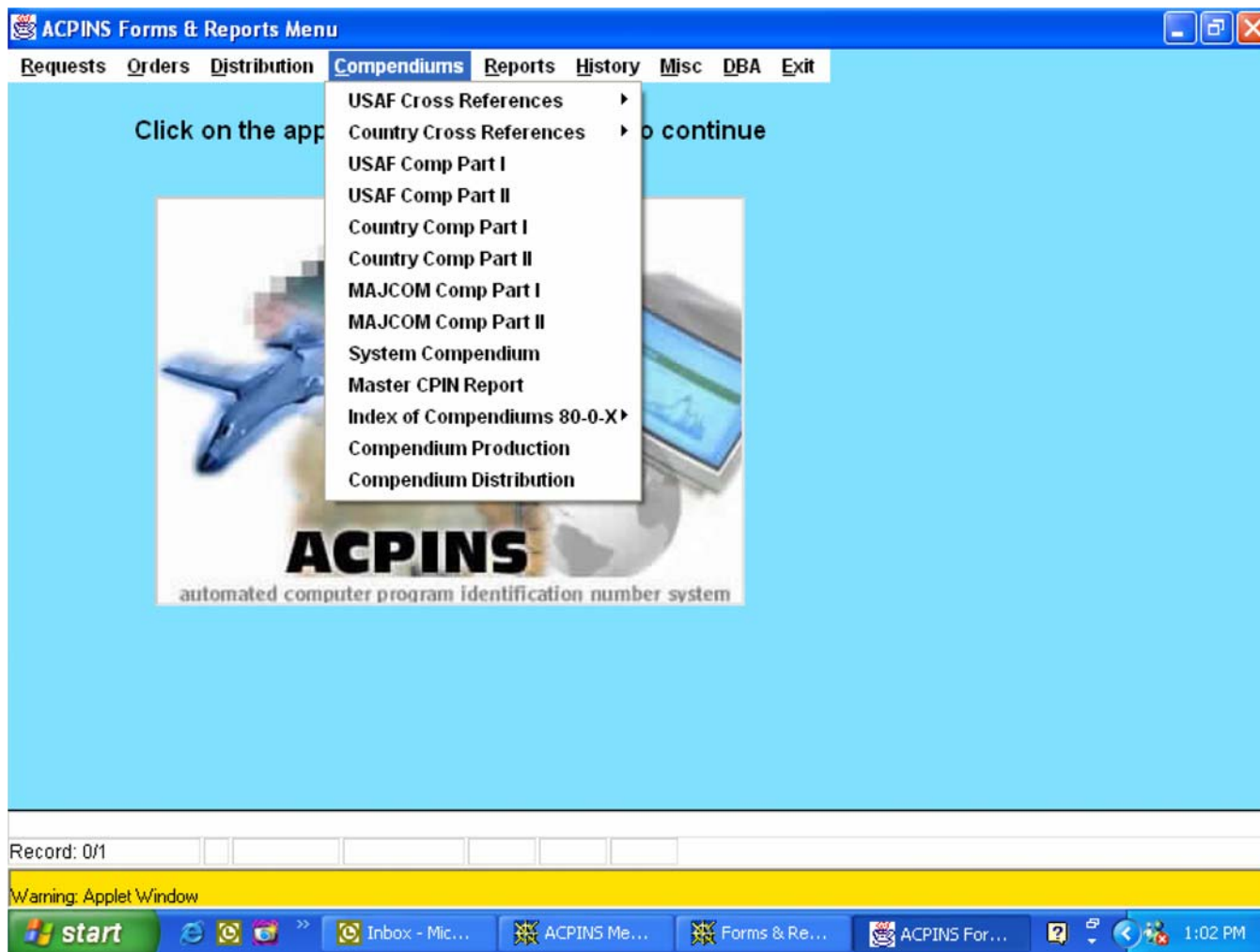


Figure 7-1. Compendium Menu

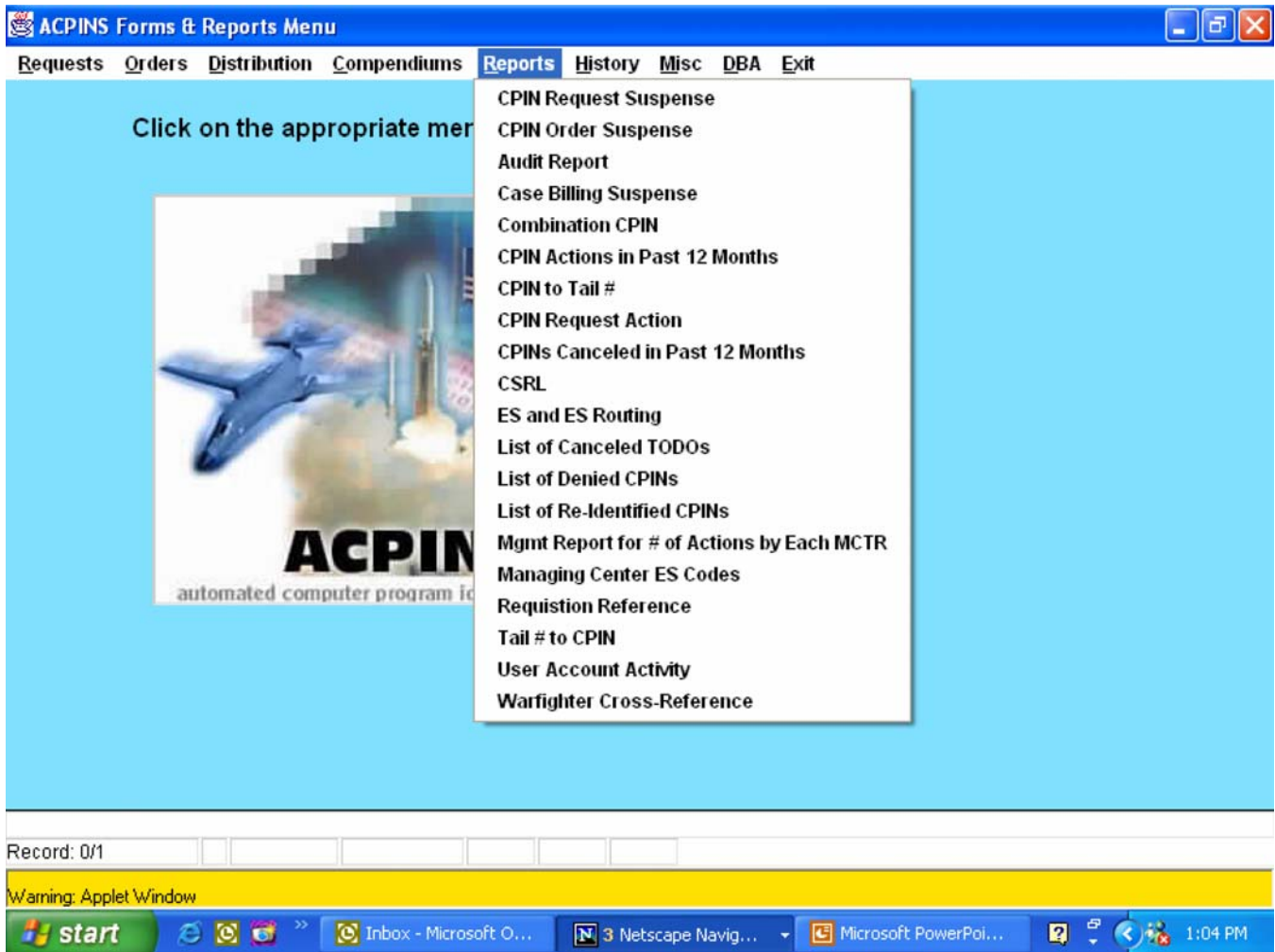


Figure 7-2. Reports Menu

T.O. 00-5-16

Computer Software Requirements List

Computer Software Requirements List

CPIN % List

TODO List

Mgr Ctr % Text File List

Report Exit

Record: 1/1 List of Values

Figure 7-3. Computer Software Requirements List (CSRL) Query Screen

Managing Center ES Codes

Query Exit

Managing Center ES Codes

Mgr Ctr	ES	Routing	System	First Name	Last Name	DSN	
						Phone	Fax
AG	99	MLE					
AG	AG	AGMC MLE					
AG	BV	R					
AG	DG	R					
AG	JR	ML					
AG	MA	AGMC MLE					
AG	ML	AGMC MLE					
AG	MM	AGMC MLE					
AG	TI	AGMC MLE					
CC	T	TILUC					

Record: 1/?

Figure 7-4. Managing Center ES Codes

CHAPTER 8

SECURITY ASSISTANCE PROGRAM

8.1 GENERAL.

The sale of systems and equipment, including ACPINS Country Compendiums and Embedded Computer System Mission Critical Software (MCS) for National Security Systems (NSS) software, to foreign countries engaged in Security Assistance (SA) will be made within the authority of "Foreign Military Sales (FMS)" and the release procedures outlined in AFI 16-201. Letters of Offer and Acceptance (LOAs), DD Forms 1513, are presented to foreign countries interested in MCS for NSS software support and are processed in accordance with policy described in paragraph 8.3. Software support addresses the specific CPINs needed by a country and allows their publication in FMS compendiums. Countries are not authorized to receive USAF compendiums. Before a country's particular software requirements can be established in the ACPINS database, the requirements must be approved by the appropriate management activities.

8.2 TYPES OF FMS SOFTWARE.

The following types of MCS for NSS software are available to foreign countries through the Security Assistance.

8.2.1 USAF Standard Software. There are two kinds of USAF standard software, which are releasable to foreign countries. They are: (1) software which was developed for the US Air Force and then sold to a foreign country and (2) consortium software which was developed by the US Air Force and a foreign country/countries, or international organization that shared development costs.

8.2.2 Country Standard Software. Country standard software is defined as software developed by a Department of Defense (DoD) contractor for a foreign country, or a version of USAF standard software developed solely for a foreign country. Country standard software is not used by USAF but is identified in the ACPIN System and supported by USAF.

8.3 POLICY FOR AFSAC MANAGED CASES.

When a foreign country requests software support, and the need is verified, a Letter of Offer and Acceptance (LOA) is negotiated with that country. The cost of software support is determined and a SA Case Designator is usually assigned by the Air Force Security Assistance Center (AFSAC). It is the responsibility of the foreign government, its representatives, and responsible USAF officials to identify the software that the foreign country requires for its particular application. The country Security Assistance Office (SAO) may also be consulted for advice when CPIN requirements are being established. After appropriate LOA verification and AFSAC coordination, foreign country case files are established by the Security Assistance TO Management Office at OC-ALC. They contain information such as the Implementing Project Directive, SA Case Designator, case value, authorized TODO Approving Officer's signature, etc. Policy for release of software to foreign countries is contained in AFI 16-201 (Cross-Ref), "Disclosure of Classified and Unclassified Military Information to Foreign Governments and International Organizations (U)."

8.3.1 Foreign Country TODO. A foreign country must have a TODO distribution code established in order for its Technical Order Distribution Office to request and receive ACPINS software and country compendiums. A TODO that has been previously established for technical orders can be designated for ACPIN System items. TODO codes are requested in accordance with TO 00-5-19, Section 12.

8.3.2 Liaison Officers and Representatives. A special ACPINS distribution office code may be assigned for country liaison officers or representatives located in the United States. This will enable them to receive limited distribution of software and copies of their country's compendium. Instructions for obtaining this code are the same as those used for obtaining foreign country TODO codes.

8.3.3 Processing of Requests for ACPIN System Items. Foreign country TODOs and liaison officers will prepare AFTO Form 157 or send e-mail requests for software and ACPINS Country Compendiums in accordance with information contained in TO 00-5-17, ACPINS Users Manual. These requests are submitted to the CPIN System Section for data entry to the ACPINS database. The ACPIN System will verify the case expiration date. After case verification, the request is processed to the appropriate MCTR for Equipment Specialist (ES), Foreign Disclosure Office (FDO), and MCTR review and approval. If the request cannot be approved, the ACPIN System will retain the request in a PENDING approval status until the situation can be resolved. Requesters will be notified of disapproval by letter.

T.O. 00-5-16**8.4 CPIN ASSIGNMENTS.**

CPIN assignment procedures for country standard software are the same as for USAF software, except the country code, which is applied in the country code field.

8.5 INITIAL DISTRIBUTION OF SOFTWARE.

When a foreign country or organization has obtained the necessary TODO code approvals, the TODO then requests initial distribution (ID) of the applicable CSCI software and ACPINS compendiums. The requests are submitted on AFTO Form 157 or by e-mail in accordance with TO 00-5-17. These requests are submitted to the CPIN System Section or prime SCC/Managing Center for data entry to the ACPIN System. The requests must then be approved by the Foreign Disclosure Office (FDO), the appropriate Equipment Specialist (ES) and the MCTR. The appropriate MCTR then accomplishes CSCI distribution. The CPIN System Section distributes the ACPINS compendiums. Requesters will be sent the basic or the revision of the software that is current at the time their request is processed. Once ID has been established for a particular CSCI or compendium, any subsequent updates should be distributed automatically as long as the country's or organization's requirements are valid, their case remains current, funds are available, and they have the equipment required by the new revision. A country's ID may be cancelled if they do not **cost share** in development costs of new revisions. When new CPINS are announced in the FMS compendiums, Part I, TODOs must establish new ID requirements.

8.6 ONE-TIME OR SPECIAL REQUISITION OF SOFTWARE.

One-time or special requisitions for CSCIs and Country Compendiums may be requested for research, training, or special purposes such as the replacement of a damaged software. These actions are processed in such a manner as to not affect the initial distribution (ID) of the item. The request will be prepared in accordance with instructions provided in TO 00-5-17.

8.7 COST DATA PROCESSING.

When software is ready for distribution, the production costs shall be entered into the Unit Cost field of the Software Distribution Support Screen or the Distribution Mailing/Shipping Screen. The cost entered is the amount per unit that will be charged to the country requesting the software. The system will then produce TODO ID mailing labels for software distribution.

8.8 REPORTING AND BILLING.

Software shipped to an FMS country must be shipped by traceable means in accordance with AFMAN 16-101, International Affairs and Security Assistance Management. When distribution of software is completed, the applicable shipping information will be entered by the MCTR into ACPINS. The shipment date, type of shipment and total cost will be entered in the FMS Shipping and Billing Screen. All shipping and billing documents (i.e. AFTO Form 221, AFTO Form 276, tracking receipts, etc.) must be maintained in accordance with AFMAN 33-339, Records Disposition Schedule.

8.9 NON-AFSAC MANAGED FMS CASES.

Not all FMS cases are managed by AFSAC. Some Weapon System managers choose to manage their own FMS cases. In these instances, the billing to the FMS customers is handled as specified in the LOA on a case-by-case basis. ACPINS can accommodate either SATODS cases or non-SATODS cases.

DEPARTMENT OF THE AIR FORCE

OFFICIAL BUSINESS

NO

T.O. - RQN

1. TECHNICAL ORDER NUMBER/CPIN		2. QTY REQUESTED		3. SUSPENSE DATE		4. REQUISITION NUMBER	
5. T.O./CPIN CONTROL NUMBER		6. TODD REC DTD		7. T.O./CPIN CLAS		8. NOTICE	
9. TODD NO.		TYPE REQ					
10. FOLLOW UP		11. INDICATION APPROVAL		12. INDICATION APPROVAL		13. CODE/CPIN	
14. FMS CASE/RON		15. BASICS		16. CHANGES		17. SUPPS	
18. VOLS							
19. DATE SHIP		20. WAREHOUSE		21. NO OF PACKAGES		22. METHOD OF SHIPMENT	
23. ACTION CODE KEY		V - SHIPPED		J - JUSTIFICATION REQ			
		B - BACK ORDER		C - CANCELLED			
		I - INDETERMINATE		L - INDETERMINATE (SEE REMARKS)			
24. REMARKS		25. (FOR PROPER USE SEE T.O. 00-5-2)		26. (FOR PROPER USE SEE T.O. 00-5-2)			
		AF TO FORM 221		AF TO FORM 221			
		JAN 93		JAN 93			
		CPIN		CPIN			
		PREVIOUS EDITION WILL BE USED		PREVIOUS EDITION WILL BE USED			

Figure 8-1. AF TO Form 221

APPENDIX A

AF FORM 1243, ACPINS EDITION

A.1 Guideline for Completion of AF Form 1243. The following information is a guideline for completion of the AF Form 1243. The first column contains the block identification number. The second column contains the field name. The third column contains a description of acceptable entries.

BLOCK	FIELD NAME	INSTRUCTIONS
N/A	Date Prepared	Enter the date the originator filled out the information on the form. (This date will not be entered into ACPINS). (Required).
A1	Originator Name	Enter the first and last name of the originator (required).
A2	Address	Enter the Company, Activity and/or Office symbol or the originator (required).
A3	City	Enter the Name of the city (required).
A4	State	Enter the state code approved by the United States Post Office (required).
A5	Zip Code	Enter the Postal Service zip code.
A6	DSN Phone	Enter the originator's DSN telephone number if available.
A7	DSN Fax	Enter the originator's DSN Fax number if available.
A8	Com Phone	Enter the originator's commercial telephone number.
A9	Com Fax	Enter the originator's commercial FAX number.

NOTE

Data must be entered in either blocks A6 and A7 or A8 and A9.

A10	E-mail	Enter the originator's e-mail address.
A11	Alt POC E-mail	Enter the e-mail address for someone you wish to receive system notifications.
A12	SPO E-mail	Enter the SPO e-mail address if you want the SPO to receive system notifications.
A13	Remarks for Approval Authority	Enter information for the approval authority, i.e. an explanation of the action to be taken.
B1	Org Control #	Enter the originator control number (required).
B2	Action Control #	A unique control number, which identifies a particular action on a CPIN. This number is system generated.
B3	Entry Date	Current date is the default and is displayed by the system.
B4	Category	Enter the applicable system category number. This is a required field. Categories are as follows: 81 - Aircraft 82 - Missiles 83 - Ground Communications/Electronics 84 - Simulators or Trainers 85 - Test Stations or Testers 86 - ACPIN System Testing

T.O. 00-5-16

BLOCK	FIELD NAME	INSTRUCTIONS
		87 - General Purpose Computers 88 - Other Computer Programs 89 - Space and Space Vehicles 91 - Command and Control 92 - Precision Attack Weapons
B5	Major Function	Enter major function code of the subsystem/system, which is operated, supported or tested by the software (required).
B6	Identifier	Enter the subsystem or system for which the software is designed. Types of identifiers that may be used include AN nomenclatures, acronyms and abbreviations, and qualifiers. If more than one identifier is in the field they must be separated by virgules (/). See Para 4.2.2 for further details (required).
B7	Software Type	Enter the software type code of the CSCI (required). Applicable codes are as follows: F - Operational software includes those computer programs required to operate the system. These programs are loaded and run in the computer equipment during system operation. This includes executive/supervisory programs, functional/application programs and input/output programs. S - Support software programs are generally used for development and maintenance of other computer programs. Support programs include operating systems, assemblers, compilers, loaders, etc. In the case of training devices, these programs include preflight check programs and student performance data printout programs. T - Test software programs accomplish in place testing that includes diagnostic test, fault isolation test, and similar testing that is made while the system is in place. Self-test programs are also T-type items. U - Unit Under Test software programs test SRUs, LRUs and systems normally in a depot environment. The equipment tested by UUT software programs is normally removed from its operating location. C - The Combination software type is requested for a single item of media that is loaded with two or more CSCIs that have individual CPIN identifiers. This software type is used for control and distribution purposes. The subsystem/system field of all CPINs loaded on a single type of media should identify the same subsystem or system. However, if more than one subsystem/system is applicable, enter the predominate identifier.

NOTE

Combination documentation CPINs may be requested when combining documentation for applicable CSCIs.

BLOCK	FIELD NAME	INSTRUCTIONS
		D - Master - A CPIN assigned to a media unit, which contains two or more CSCIs that are the same type of software or documentation package and which have individually assigned CPINs. <u>Applies only to existing Master CPINs.</u>
B8	SEQ (Sequence)	Enter the three-digit sequence number for the CSCI, documentation or combination number CPIN (required). Sequence numbers range from 001 through 999.
B9	VER (Version)	When submitting an AF Form 1243 enter the number of the version you are requesting. Version numbers are designated by the numbers 01, 02, 03, etc. and range from 01 through 99. When entering the data on-line the system will automatically assign the next available version sequence number. The numeric "00" always designates the initial product baseline of a CSCI.
B10	A D	Enter an X in this field if this request is for CSCI and documentation.
B11	A	Enter an X in this field if the request is for CSCI only.
B12	D	Enter an X in this field if the request is for Documentation only.
NOTE		
An entry is required in B10, B11 or B12.		
B13	Action Desc	System generated description.
B14	Software CPIN	Enter tentative CPIN number. This information is not entered into the system. For CPIN assignment the system generates the CPIN number.
B15	Documentation CPIN	Enter tentative Documentation number. This information is not entered into the system. For Documentation assignment the system generates the Documentation number.
B16	Rev	For new revision requests enter the desired revision number (required). Revision numbers are normally assigned in sequence, 001 through 999. If required sequence numbers may be skipped, however, once a sequence number is skipped it cannot be used at a later time. If a revision number is skipped an entry in Special Notes is required stating that the revision(s) were not distributed.
NOTE		
Caution should be used when skipping sequence numbers as the highest revision number that can be assigned is 999.		
C1	Cage Code	Enter the contractor cage code or a local ID number. Entry is required for contractors.

T.O. 00-5-16

BLOCK	FIELD NAME	INSTRUCTIONS
C2	Contractor/SW Part #/Alt ID	Enter the contractor software part number or an alternate ID. This may consist of a CSCI number, local ID number or any other applicable designator.
C3	Security Class	Enter the applicable CSCI security classification (required). U - Unclassified C - Confidential F - Confidential Formerly Restricted B - Confidential Restricted S - Secret P - Secret Formerly Restricted R - Secret Restricted
C4	MCTR	Enter the symbol for the Managing Center (required). AG - AFMETCAL F22 - Lockheed Martin F-22 NG - Northrop Grumman B-2 OC - OC-ALC Software Control Center OO - OO-ALC Software Control Center WR - WR-ALC Software Control Center
C5	ES	Enter the code of the Equipment Specialist that manages the software. This field is required at the MCTR level.
C6	ES Routing	Data automatically generated by the system after the ES code is entered.
C7	CSCI Title	Enter the CSCI title (required).
C8	CSCI Description	Enter the CSCI description, briefly describing the CSCI program function (required).
C9	System	Enter the applicable system designator (required). When a system is identified for the first time enter a short description of the system.
C10	System Description	Enter the applicable title for the system (required).
C11	Applicable Systems	System will automatically display the system entered in block C9. Enter other systems the CSCI supports.
C12	WUC	Enter the applicable Work Unit Code. This field is limited to seven (7) characters.
C13	Station Type	Enter the station type for the applicable system (i.e. EDNA, MLV, MTT etc.).
C14	Software Use	Enter the Software Use for the applicable system (i.e. CSS, OFP, ITA etc.).
C15	Suite	Enter the suite for the applicable system (i.e. 4.0, 40T5, M3.1+, etc.).
C16	Model	Enter the applicable system models. Example: F-16A, F-1610/15/20, B-52H, F-15E etc.
C17	Model Description	Enter the applicable title for the model.
C18	Subsystem	Enter the applicable subsystem designator. Qualifiers, AN nomenclatures, abbreviations or designators may be entered.
C19	Subsystem Description	Enter the applicable title for the subsystem.

BLOCK	FIELD NAME	INSTRUCTIONS
C20	Acronym	Enter the acronym of the system or subsystem for which the software is designed. Acronyms within the Compendium of Authenticated Systems and Logistics Terms, Definitions and Acronyms (AU-AFIT-LS-3-81) may be used.
C21	Acronym Description	Enter the applicable title for the acronym.
C22	Control Computer	Enter the identification number of the control computer on which the software runs.
C23	Control Computer Description	Enter the title of the control computer on which the software runs.
C24	ITA Part #	Enter the Interface Test Adapter number.
C25	Test Station ID #	Enter the identification number of the test set or test station on which the software program runs. This field is required for U type software.
C26	Test Station ID # Description	Enter the title of the test set or test station on which the software program runs.
C27	UUT Part #	Enter the part number of the UUT that is tested by the CSCI. This field is required for U type software.
C28	UUT Description	Enter the title for new UUT part numbers. The title will automatically be displayed after initial entry of UUT part number(s). This field is required for U type software.
C29	SRU	Enter an X in this field if the CSCI supports a SRU item.
C30	LRU	Enter an X in this field if the CSCI supports a LRU item.
C31	ITA Part # (U)	Enter the interface test adapter part number.
C32	ITA Part # Description	Enter the description of the interface test adapter.
C33	Equipment Part #	Enter the part number of the primary or main equipment that is operated, supported, or tested by the CSCI. If no part number exists, enter the next higher assembly number. This field is a required field for F, S, and T type software.
C34	Equipment Part # Description	Enter the description for new equipment part numbers. The title will be automatically assigned after initial entry of the equipment part number(s). This is a required field for F, S, and T type software.
C35	Country Code(s)	Enter the applicable foreign country or NATO code or codes.
C36	Media Type	Enter the type of media containing the CSCI. This field is optional for CPIN assignment but is required for distribution of the CSCI.
C37	Media Units	Enter the number of units that apply to the CSCI. This field is optional for CPIN assignment but is required for distribution of the CSCI.
C38	Language	Enter the predominant language of the CSCI.
C39	Joint Services	If the CSCI is used by other services, then enter the applicable Military Service codes. The first code must be the service having prime responsibility for the CSCI. The services codes are: F - Air Force A - Army

T.O. 00-5-16

BLOCK	FIELD NAME	INSTRUCTIONS
		N - Navy M - Marines C - Coast Guard
C40	Maint Level	Enter the maintenance level code. Valid codes are as follows: D - Depot I - Intermediate O - Organization
C41	TCTO/IOS	Enter the TCTO/IOS that pertains to the CSCI.
C42	TCTO/IOS Description	Enter the title of the TCTO/IOS.
C43	Technical Order/Operator Manual	Enter the Technical Order or Operator Manual identifier that instructs users how to load and operate the computer programs. Entries may be as follows: 1. Enter USAF technical order (TO) operator manual number. One TO per line. 2. If an operator's manual TO will not be developed, enter NO TO WILL BE ASSIGNED. 3. If the CSCI must have a CPIN assigned before requirements for a TO number can be determined, enter TBA. 4. For commercial manuals, enter COMMERCIAL MANUAL or the commercial manual number. 5. If loading and operating instructions are embedded in the CSCI, enter EMBEDDED IN CSCI.
C44	National Stock #	Enter the national stock number of the item supported by the CSCI.
C45	Applicable Combination CPINS	Enter the individual CPIN identifiers that have been combined to form a combination CPIN. This field is required for combination CPINS.
C46	MAJCOM Routing	If applicable enter the command routing symbol.
C47	CSCI #	Enter the applicable CSCI number.
C48	SERD #	Enter the applicable SERD number. This is an optional, single entry, 20 alphanumeric character field.
C49	Limited Rights	Enter an X in this field if the CSCI is "Limited Rights" or "Restricted Rights" item. Otherwise leave blank.
C50	Nuclear Weapons	Enter an X in this field if the CSCI applies to Nuclear Weapons. Otherwise leave blank.
C51	Source of Repair	Enter the address of the Source of Repair for the item the CSCI supports.
C52	Technical Repair Center	Enter the address of the Technical Repair Center for the item the CSCI supports.
C53	Special Notes	The Special Notes section will allow the input of any information desired by the software manager. The information will be included in the USAF Compendiums and therefore should be brief.

BLOCK	FIELD NAME	INSTRUCTIONS
C54	Software Date	Enter the word PENDING or the date of the software. This is a required field for CPIN assignment. When entered as pending the date of software may be entered at a later time on the update screens or the date shall be entered when initial distribution labels are requested.

NOTE

DOCUMENTATION CPIN DETAILS (1) FIELDS AUTOMATICALLY DISPLAY DATA ENTERED IN SOFTWARE DETAILS (1); THEREFORE, THESE FIELDS ARE NOT REPEATED ON THE AF FORM 1243.

D1	Country Code	Enter the applicable foreign country or NATO code or codes.
D2	Media Type	Enter the type of media containing the source code.
D3	Media Units	Enter the number of media units applicable to the documentation.
D4	Limited Rights	Enter an X in this field if the Documentation is a "Limited Rights" or "Restricted Rights" item. Otherwise leave blank.
D5	Serd Number	Enter the applicable Serd number. This is an optional, single entry, 20 alphanumeric character field.
D6	Documentation Package	Enter a brief description of the engineering documentation.
D7	Software Date	Enter the word PENDING or the date of the software. When entered as pending the date of software may be entered at a later time on the update screens or the date shall be entered when initial distribution labels are requested.
	Internal Coordination	Leave blank. Reserved for Managing Center use.

APPENDIX B POINTS OF CONTACT

B.1 *ACPINS Points of Contact.*

MANAGING CENTER	TELEPHONE DSN COMMERCIAL	FAX DSN COMMERCIAL
THE BIONETICS CORPORATION 813 Irving Wick Drive, West Heath, OH 43056-6118	366-5496 740-788-5465	366-5469 740-788-5899
AFMETCAL Det 1/MLSS 813 Irving Wick Drive, West, Ste 4M Heath OH 43056-6116	366-5139 740-788-5139	366-5147 740-788-5147
OC-ALC/PSLR/Northrop-Grumman (B-2) Bldg 1083 7180 Reserve Rd Tinker AFB, OK 73145-8760	339-5519 405-739-5519	399-2426 405-739-2426
509 OS/OSP Whiteman AFB, MO	975-5984 660-687-5984	975-3730 660-687-3730
OC-ALC/MASWC 4750 Staff Dr, Ste 218 Tinker AFB, OK 73145-3313	336-5969 405-736-5969	336-3584 405-736-3584
OO-ALC/MASWC 6079 Wardleigh Rd Bldg 1202 Hill AFB, UT 84056-5838	777-4201 801-777-4201	777-6628 801-777-6628
WR-ALC/MASWC 420 Richard Ray Bldg Ste 100 Robins AFB, GA 31098-1640	468-5345 478-926-5345	468-1316 478-926-1316
LOCKHEED MARTIN F-22 ASC/YFPC 2725 C Street Bldg 553 Wright-Patterson AFB, OH 45433-7424	674-5276/5323 937-904-5276/5323	785-6956 937-255-6956
<u>CPIN SYSTEM SECTION</u>		
OC-ALC/LGLUC 7851 Arnold St, Ste 210 Tinker AFB OK 73145-9147	336-2227 405-736-2227	336-7734 405-736-7734

APPENDIX C

ACRONYMS AND ABBREVIATIONS

C.1 ACPINS Acronyms and Abbreviations.

ACO	Administrative Contracting Officer
ACPINS	Automated Computer Program Identification Number System
AFSAC	Air Force Security Assistance Center
AFMETCAL	Air Force Metrology Calibration Program
ALC	Air Logistics Center
CADC	Central Air Data Computer
COTS	Commercial Off The Shelf
CPIN	Computer Program Identification Number
CSC	Computer Software Component
CSCI	Computer Software Configuration Item
CSRL	Computer Software Requirements List
DoD	Department of Defense
DPOC	Designated Point of Contact
ES	Equipment Specialist
EW	Electronic Warfare
FDO	Foreign Disclosure Office
FMS	Foreign Military Sales
GNS	General Navigation System
ID	Initial Distribution
IFF	Identification Friend or Foe
IMS	Inventory Management Specialist
IMU	Inertial Measurement Unit
IOS	Interim Operational Supplemental
ISF	Integration Support Facility
ITA	Interface Test Adapter
JCALs	Joint Computer Aided Acquisition and Logistics System
JETDS	Joint Electronics Type Designation System
LOAS	List of Applicable Software
LOA	Letter of Offer and Acceptance
LRU	Line Replacement Unit
MAJCOM	Major Command
OFP	Operational Flight Program
PCO	Procuring Contracting Office
POC	Point of Contact
RDBMS	Relational Database Management System
SA	Security Assistance
SAO	Security Assistance Office
SATODS	Security Assistance Technical Order Data System
SCC	Software Control Center
SERD	Support Equipment Requirements Document
SOR	Source of Repair
SPM	System Program Manager

T.O. 00-5-16

SRU	Shop Replaceable Unit
TACAN	Tactical Air Control and Navigation
TCTO	Time Compliance Technical Order
TO	Technical Order
TODCA	Technical Order Distribution Control Activity
TODO	Technical Order Distribution Office
TRC	Technical Repair Center
USAF	United States Air Force
UUT	Unit Under Test
WUC	Work Unit Code