

NASA Reference Publication 1024

Anthropometric Source Book
Volume II: A Handbook of
Anthropometric Data

Edited by
Staff of Anthropology Research Project
Webb Associates
Yellow Springs, Ohio



National Aeronautics
and Space Administration

**Scientific and Technical
Information Office**

1978

PREFACE

The Anthropometric Source Book is designed to provide NASA, NASA contractors, the aerospace industry, Government agencies, and a wide variety of industrial users in the civilian sector with a comprehensive, up-to-date tabulation of anthropometric data. Specifically, it is tailored to meet the needs of engineers engaged in the design of equipment, habitability areas, workspace layouts, life-support hardware, and clothing for the NASA Space Shuttle/Spacelab program. The intent is to provide the designer not only with dimensional data but with underlying anthropometric concepts and their application to design.

All available anthropometric data collected in the weightless environment are documented in this three-volume book, which also includes an extensive tabulation of anthropometric data defining the physical size, mass distribution properties, and dynamic capabilities of U.S. and selected foreign populations. The material covers adult males and females of various age groups, socio-educational backgrounds, races, and ethnic backgrounds. Also included are size-range projections for a 1985 population eligible for manned space flight.

Volume I is a nine-chapter treatment covering all basic areas of anthropometry and its applications to the design of clothing, equipment, and workspaces.

Chapter 1, "Anthropometric Changes in Weightlessness," addresses the effects on the human body that occur as a result of weightlessness. Such topics as weight loss, height increases, neutral body posture, strength and body composition, changes in trunk and limb girth, and loss of muscle mass are discussed in detail. In addition to bringing together in a single source the most comprehensive collection of data on anthropometric change in weightlessness that exists in this country, this chapter calls attention to the potential impact of weightlessness on man/machine design and suggests areas of future study essential to the proper design of man's space environment.

Chapter 2, "Variability in Human Body Size," describes and graphically documents the range of human-body variability found among homogeneous groups. Those trends that show significantly marked differences between sexes and among a number of racial/ethnic groups are also presented. This chapter alerts design engineers to the nature and extent of human-body variability and serves as a guide for modifying and designing man/machine systems.

Chapter 3, "Anthropometry," presents tabulated dimensional anthropometric data on 59 variables for 12 selected populations. The variables chosen were judged most relevant to current manned space programs. Appendix A to this chapter is a glossary of anatomical and anthropometric terms. Appendix B covers selected body dimensions of males and females from the potential astronaut population projected to the 1980-1990 time frame. Appendix C contains a 5th-, 50th-, and 95th-percentile drawing-board manikin based on the anticipated 1980-1990 body-size distribution of USAF fliers.

Chapter 4, "The Inertial Properties of the Body and Its Segments," is a user-oriented summary of the current state of knowledge on the mass distribution properties of the adult human body. The data presented lend themselves to mathematical modeling.

Chapter 5, "Arm-Leg Reach and Workspace Layout," is an informative chapter on functional reach measurements relevant to the design and layout of workspaces. Basic reach data are given, along with recommendations for applying corrective factors to adjust for differences in (1) workspace, task, and body position; (2) environmental conditions - primarily gravity forces; and (3) anthropometric characteristics of various populations.

Chapter 6, "Range of Joint Motion," discusses (1) selected reviews of the range-of-joint-motion literature; (2) techniques for measuring range of joint motion; (3) range-of-joint-motion terminology; (4) recommended range-of-joint-motion data for the design engineer; (5) differences in the range of joint motion due to the effects of age, sex, and protective clothing; and (6) the range of joint motion of selected two-joint muscles. Together, chapters 5 and 6 constitute a comprehensive data base and guide to workstation layout.

Chapter 7, "Human Muscular Strength," deals with (1) a general review of human muscular strength, (2) specificity of muscular strength, (3) relationships between static and dynamic muscular strength, (4) strength within the arm reach envelope of the seated subject, and (5) comparative muscular strength of men and women. This chapter should aid design engineers in relating strength data to workspace design.

Chapter 8, "Anthropometry in Sizing and Design," discusses the application of human body-size diversity and quantification to engineering design. Procedures are outlined for using anthropometric data in the development of effective sizing programs.

Chapter 9, "Statistical Considerations in Man/Machine Design," reviews statistical concepts that appear repeatedly in the NASA Anthropometric Source Book and touches on some statistical problems that will typically confront individuals using the data.

Volume I was compiled and edited by the following members of the Anthropology Research Project of Webb Associates, Yellow Springs, Ohio: Edmund Churchill, Lloyd L. Laubach, John T. McConville, and Ilse Tebbetts.

Volume II summarizes the results from anthropometric surveys of 61 military and civilian populations of both sexes from the United States, Europe, and Asia. Some 295 measured variables are defined and illustrated. The variable names are listed in alphabetical order. For each variable, there is a computer order number by which it is identified, a list of surveys in which it was measured, a group of summary statistics, and a series of values for the 1st, 5th, 10th, 25th, 50th, 75th, 90th, 95th, and 99th percentile of the given population.

Preceding the presentation of the actual data are three indexes designed to assist the reader in the use of the material. The first of these indexes, entitled "Anthropometric Surveys: A Reference List," lists and describes the sources from which all the summary data in this volume were extracted. This enables the user to obtain additional information on any survey population if that is desired. The next index, entitled "Definition of Measurements," includes both written descriptions of all the variables cited and simplified line drawings, where feasible, to illustrate a particular measurement. The third index is provided to further guide the user in identifying and finding measurements relevant to his or her particular needs. It is entitled "Index of Dimensions." The variables are listed by name and are categorized by anatomical region and by anthropometric technique.

Volume II contains a minimum of text-type material and is primarily a handbook of tabulated dimensional anthropometric data. It is probably the most comprehensive source of summarized body-size data currently in existence.

Volume II was compiled and edited by the following members of the Anthropology Research Project of Webb Associates, Yellow Springs, Ohio: Edmund Churchill, Thomas Churchill, Kay Downing, Peggy Erskine, Lloyd L. Laubach, and John T. McConville.

Volume III lists 236 annotated references related to the field of anthropometry. Included are references to every anthropometric survey outlined in volume II, as well as a variety of other works on static and working anthropometry of U.S. and foreign populations, anthropometry of parts of the body related to the design of specific items such as gloves or helmets, joint range and arm reach, mass distribution properties of the body, strength data of various kinds, sizing systems, material on zero gravity, and some general reference works. The references listed were selected by the editors and contributors to volume I. Their objective was to reference those studies, reports, textbooks, and surveys that they deemed most related to their specific subject area and that would be most helpful to the user.

Volume III was compiled and edited by the following members of the Anthropology Research Project of Webb Associates, Yellow Springs, Ohio: Lloyd L. Laubach, John T. McConville, and Ilse Tebbetts.

John T. Jackson
Spacecraft Design Division
Lyndon B. Johnson Space Center

CONTENTS

	Page
INTRODUCTION.	1
ANTHROPOMETRIC SURVEYS: A REFERENCE LIST	3
DEFINITION OF MEASUREMENTS.	26
INDEX OF DIMENSIONS	72
THE DATA: METRIC AND ENGLISH UNITS	93

INTRODUCTION

This volume contains summary statistics from anthropometric surveys of 61 military and civilian populations, and constitutes what is probably the most comprehensive source of summarized body-size data currently in existence. Material which appears here has been obtained from many original sources, both published and unpublished. Much of the data comes from the Anthropometric Data Bank, a major collection of body-size data compiled by the Aerospace Medical Research Laboratories at Wright Patterson Air Force Base, Ohio, and the Anthropometric Research Project at Webb Associates. We have expanded on the Data Bank compilation by adding additional military surveys and as many surveys of civilian populations as we were able to find. Altogether the data in this volume describe subjects from every populated continent in the world.

All the data are reported in both metric and in English units. Material is listed in alphabetical order by variable name, beginning with "Abdominal Depth, Sitting" and ending with "Wrist Height." For each variable there are: a computer number by which it is also identified in the section on "Definition of Measurements"; a list of surveys in which that dimension was measured; a group of summary statistics including the MEAN, STD. DEV. (standard deviation), COEF. OF V (coefficient of variation) and N (number of subjects); and a series of values for the 1st, 5th, 10th, 25th, 50th, 75th, 90th, 95th and 99th percentiles of the given population. Four asterisks in the "N" column indicates a sample of over 10,000.

If the number of subjects in a given survey exceeded 200 and the first and 99th percentiles were reported, the remaining percentiles were calculated according to the statistical procedures reported in Clauser et al., Anthropometry of Air Force Women (1972). When a percentile value appears in parentheses for a certain anthropometric dimension, it means that that value has been computed from the mean and standard deviation rather than directly from the original data. These derived values were computed for the 5th, 25th, 75th and 95th percentiles only when the original study did not report percentile values and were arrived at by using the following formulas:

$$\begin{aligned} 5\%ile &= \text{Mean} - 1.645 \text{ (STD DEV)} \\ 25\%ile &= \text{Mean} - 0.67 \text{ (STD DEV)} \\ 75\%ile &= \text{Mean} + 0.67 \text{ (STD DEV)} \\ 95\%ile &= \text{Mean} + 1.645 \text{ (STD DEV)} \end{aligned}$$

The remaining percentile values have been calculated in a number of different ways, and the reader who wants more information about the techniques used is referred to the original sources.

All survey names are preceded by numbers which can be used to identify their complete original sources in the list of survey references. In some

cases the original survey populations have been divided into selected subsamples. For example, Air Force Women (survey number 7), is a total which includes nurses and other officers, enlisted white WAF's, and enlisted black WAF's (survey numbers 8, 9 and 10 respectively). The single report from which all the data for these subjects originate can be found in the list of survey references which appears below.

Dates following survey names in the main body of this volume refer to the years when the surveys were conducted and usually differ from the later dates found on the published reports by which surveys are referenced.

Preceding the presentation of the actual data are three indexes designed to assist the reader in the use of the material. Immediately following is a list entitled "Anthropometric Surveys: A Reference List," which lists and describes the sources from which all the summary data in this volume were extracted. This will enable a user to obtain additional information on any survey population if that is desired.

The section entitled "Definition of Measurements", includes both written descriptions of all the variables cited in the following text and simplified line drawings, where feasible, to illustrate a particular measurement.

To further guide the user in identifying and finding measurements relevant to his particular needs, an index of dimensions is provided. Variables are listed by name (e.g., axilla height, upper thigh circumference), and categorized by anatomical region (e.g., head and face, back of the torso) and by anthropometric technique (e.g., arcs, heights).

Although all the data have been carefully culled for errors and inconsistencies, it is beyond the scope of this volume to ascertain whether or not the anthropometric data from different populations are directly comparable, since measuring techniques may vary from survey to survey. Users who require precise descriptions of actual measurement techniques, or for whom small differences in technique may be significant, are referred to the original sources or to A Collation of Anthropometry, by Garrett and Kennedy (1971), a two-volume publication designed to help researchers and design engineers establish comparability of anthropometric data from a large number of sources.

ANTHROPOMETRIC SURVEYS: A REFERENCE LIST

1. AIRLINE STEWARDESSES - 1971

Snow, Clyde C., Herbert M. Reynolds and Mackie A. Allgood. Anthropometry of Airline Stewardesses. Department of Transportation Report No. FAA-AM-75-2, FAA Office of Aviation Medicine, Civil Aeromedical Institute, Oklahoma City, Okla. 73125, 1975.

Seventy-two anthropometric measurements, plus age (range 19-28), were taken between February and June 1971 on 423 trainees enrolled at the American Airline Stewardesses Training Academy in Fort Worth, Texas. The sample is 90% White, 8% Black, and 2% Oriental. Report includes mean, standard deviation, 25 percentiles, and detailed measurement technique for each measurement. Unilateral measurements were made on the left side. Waist level was defined as the level of minimum waist circumference. Values presented here were copied from the report.

2. U.S. WOMEN DEPT. OF AGRICULTURE - 1940

O'Brien, Ruth and William C. Shelton. Women's Measurements for Garment and Pattern Construction. U.S. Department of Agriculture Miscellaneous Publication No. 454, U.S. Government Printing Office, Washington, D.C., 1941.

Fifty-nine anthropometric measurements were taken between July 1939 and June 1940 on 10,042 white women over the age of 18 recruited from "Colleges, Work Projects Administration sewing rooms, social welfare centers, and other women's organizations" (mostly in urban areas in 7 states and the District of Columbia). The report includes mean, standard deviation, frequency distribution, and full measurement description for each measurement. Unilateral measurements appear to be generally made on the right side, although some are averages of right side and left side measurements. Waist level was defined as follows, "the waist level used lies at the lower edge of the lowest rib and was found by palpating the sides of the body in the midaxillary line. This waist level corresponds very closely to the natural waist which can be seen when the side profiles of the body are slightly concave." Values presented here are based on means and standard deviations copied from the report.

3. WOMEN ARMY SERVICE (WAS) PILOTS - 1942

4. ARMY AIR FORCE (AAF) NURSES - 1942

Randall, Francis E., Albert Damon, Robert Benton and Donald Patt. Human Body Size in Military Aircraft and Personal Equipment. Technical Report 5501, Army Air Force, Air Materiel Command, Wright Field, Dayton, Ohio, 1946.

Thirty-one anthropometric measurements were taken on 447 women pilots (AAFTD) and 152 Flying Nurses (AAFSAE). The report includes frequency distri-

butions, means and brief descriptions of measurement procedures. No age or social data are given. Some unilateral measurements are measured on the right side, at least one on the left, and for several the side is not mentioned. Waist level was "the natural waist line." Survey 15, A.A.F. CADETS '42 and Survey 16, A.A.F. GUNNERS, appear to be more-or-less companion surveys. Values presented here were computed from the frequency distributions.

5. WOMEN OF THE ARMY CORPS SEPARATEES - 1946

Randall, Francis E. and Ella H. Munro. Reference Anthropometry of Army Women. Report No. 149, Environmental Protection Section, Climatic Research Laboratory, Lawrence, Mass., 1949.

Randall, Francis E. Applications of Anthropometry to the Determination of Size in Clothing. Environmental Protection Series Report #133, Quartermaster Climatic Research Laboratory, Lawrence, Mass., 1948.

A survey of 65 anthropometric measurements was made at separation centers at the end of World War-II of 3,614 nurses, 4,445 enlisted WAC's and 484 WAC commissioned officers. Mean ages of nurses and enlisted women was slightly over 26 years and of the commissioned WAC's 31 years. Thirty seven percent of the subjects had a high school education, 39% had special training, 20% were reported to have a college education. Unilateral measurements were made on the left side; waist is defined thus: "the tape is placed horizontally around the body at the minimal circumference between the iliac crests and the 12th rib." Waist points are then marked at the level of the tape. Survey 14 is a companion to this survey. Statistics reported here were computed for this report from a thoroughly edited set of raw data and differs somewhat from the values in the 1949 reference. Technical problems with the original punched cards have caused the loss of data for a few foot measurements.

6. WOMEN OF THE AIR FORCE BASIC TRAINEES - 1952

Daniels, Gilbert S., H. C. Meyers, Jr. and Sheryl H. Worrall. Anthropometry of WAF Basic Trainees. WADC TR 53-12, Wright Air Development Center, Wright Patterson Air Force Base, Ohio, 1953.

Sixty-three anthropometric measurements plus age (range 18-34, with 65% of the subjects under the age of 20) were made on 852 women undergoing basic training at Lackland Air Force Base, Texas. The sample is 86% White, 13% Black, and 1% Indian. Fifteen percent were reported as having grade school educations, 76% high school, 7% some college, and 2% special training. Region of birth, marital status, and religion are included in the reference. The report includes mean, standard deviation, range, 25 percentiles, and schematic drawing with detailed description of measurement technique for each variable. Unilateral measurements were made on the right. Waist level was "the natural waistline (minimum circumference)." Survey

17, USAF Basic Trainees-1952, was a companion survey. Statistics presented here were copied from the report.

7. AIR FORCE WOMEN - 1968
8. WAF NURSE OFFICERS
9. ENLISTED WOMEN - WHITE
10. ENLISTED WOMEN - BLACK

Clauser, Charles E. et al. Anthropometry of Air Force Women. Technical Report 70-5, Aerospace Medical Research Laboratories, Wright Patterson Air Force Base, Ohio, 1972.

One hundred thirty-seven anthropometric measurements plus age (range 18-57, with 3/5 of the subjects between 18-21) were made in 1968 on 1905 women in the USAF; 548 subjects were officers, 1216 enlisted White, 131 enlisted Blacks. Included in the officer series were 15 Blacks and 7 "others;" not included in either enlisted series were 10 "others." The officers (in addition to 86 officer trainees) were mainly 1st lieutenants and captains; about 20% had higher and 20% lower ranks. Five out of six of the enlisted series were basic trainees (25%), Airman Basic (31%), or Airman First Class (30%). Considerable background material is included in the survey report plus full summary statistics. Unilateral measurements were made on the right side. Waist level is defined in terms of marks made as follows: "Subject stands. The level of the waist is established using a quarter-inch elastic belt. The subject is asked to place the belt at her 'normal' waist level and fasten it with minimum constriction. The belt is then adjusted, if necessary, to lie in a horizontal plane. Short lines are down along the top of the belt." Statistics given here were computed from the raw data.

11. NATIONAL HEALTH EXAMINATION SURVEY 1962, TOTAL FEMALE POPULATION
12. NATIONAL HEALTH EXAMINATION SURVEY 1962, AGED 25-40

Gordon, Tavia and Henry Miller. Cycle I of the Health Examination Survey: Sample and Response, United States, 1960-1962. Public Health Service Publication No. 1000-Series 11, No. 1, U.S. Government Printing Office, Washington, D.C., 1964.

Stoudt, Howard W., Albert Damon, Ross McFarland, and Jean Roberts. Weight, Height, and Selected Body Dimensions of Adults, United States, 1960-1962. Public Health Service Publication No. 1,000, Series 11, No. 8, U.S. Government Printing Office, Washington, D.C., 1965.

Stoudt, Howard W., Albert Damon, Ross McFarland, and Jean Roberts. Skinfolds, Body Girths, Biacromial Diameter and Selected Anthropometric Indices of Adults, United States, 1960-1962. U.S. Dept. of Health, Education and Welfare Publication No. (HRA) 74-1281. National Center for Health Statistics, Rockville, Maryland, 1970.

Twenty anthropometric measurements were taken between 1959 and 1962 on 3581 women aged 18-79, 1165 of whom were between 25-40 years of age. The sample was scientifically selected from non-institutional civilian adults. Waist circumference was taken at natural waist indentation and unilateral measurements were made on the right side. Surveys #37 and 38 are companion surveys. Values presented here were calculated from the raw data.

13. AIR TRAFFIC CONTROLLERS

Snow, Clyde C. and Richard G. Snyder. Anthropometry of Air Traffic Control Trainees. Report No. AM 65-26, Federal Aviation Agency, Office of Aviation Medicine, Civil Aeromedical Research Institute, Oklahoma City, Okla. 73125, 1965.

Sixty-five anthropometric measurements plus age (range 21-46) were taken in 1960 and 1961 on students enrolled in training programs conducted at the Federal Aviation Aeronautics Center in Oklahoma City. Of the 684 men sampled, 97.5% were Whites and 2.5% were Blacks. The side upon which unilateral measurements were taken is not specified. Waist circumferences were taken at minimum diameter above iliac crest. The report includes mean, standard deviation, eleven percentiles plus picture and description for each dimension. The values presented here were copied from the report or obtained by interpolation between published percentile values.

14. ARMY SEPARATEES - 1946

Randall, Francis E. and Melvyn J. Baer. Survey of Body Size of Army Personnel, Male and Female: Methodology. Report No. 122 (Revised), Environmental Protection Branch, Climatic Research Laboratory, Lawrence, Mass., 1951.

Randall, Francis E. Applications of Anthropometry to the Determination of Size in Clothing. Environmental Protection Series Report #133. Quartermaster Climatic Research Laboratory, Lawrence, Mass., 1948.

Newman, Russell W. and Robert M. White. Reference Anthropometry of Army Men. Report No. 180, Environmental Protection Section, Climatic Research Laboratory, Lawrence, Mass., 1951.

A survey of 65 dimensions on 85,000 male separatees was conducted by the Army at the end of World War II. Data for 43 of the measurements on a subseries of 25,000 whites are reported in the third of the cited references. This subseries consisted of 37% privates and privates first class, 58% non-commissioned officers, and 4% officers; 15% of the subjects were part of the Army Air Force, 50% the Army Ground Force, and 34% the Army Service Force. Ages range from 15 (sic) to "over 40", with about 40% of the subjects being 18 or 19 years old, only 16% were 30 or older and 3% were 35 or older. The report includes means, standard deviations, photographs with a description of measurement techniques, and a small group of bivariate frequency tables. Photographs show unilateral measurements on

the right side. Waist circumference was taken in a place midway between the lowest margin of the ribs laterally and the superior margin of the most lateral part of the iliac crest. Survey #5, WAC Separates-1946, is a companion survey. Values reported here are the published means and standard deviations.

15. ARMY AIR FORCE CADETS - 1942
16. ARMY AIR FORCE GUNNERS - 1942

Randall, Francis E., Albert Damon, Robert Benton, and Donald Patt. Human Body Size in Military Aircraft and Personal Equipment. Technical Report 5501, Army Air Force, Air Materiel Command, Wright Field, Dayton, Ohio, 1946.

Twenty-eight anthropometric measurements were taken on 2961 Cadets and 584 Gunners. Median, range and percentiles and a brief description of each measurement procedure were published. Some unilateral measurements were measured on the right side, some on the left and for several the side was not stated. WAS Pilots 1942, #3, and AAF Nurses, 1942, #4, appear to be more-or-less companion surveys. Values presented here were copied from the report or obtained by interpolation between published percentile values.

17. U.S. AIR FORCE BASIC TRAINEES - 1952

Daniels, Gilbert S., H. C. Meyers, Jr. and Edmund Churchill. Anthropometry of Male Basic Trainees. Technical Report 53-49, Wright Air Development Center, Wright Patterson Air Force Base, Ohio, 1953.

Sixty anthropometric measurements plus age (range 17-36) were taken on 3,331 male basic trainees in July, August, and September 1952 at Lackland, Parks, and Sampson Air Force Bases. Approximately 85% of the sample are White and 14% Black. The report includes mean, standard deviation, range, 25 percentiles and pictures with detailed description of measurement techniques for each variable. Unilateral measurements were taken on the right side. Waist level is at "natural waist line with abdomen relaxed (minimum circumference)." Values presented here were copied from the report.

18. U.S. AIR FORCE FLYING PERSONNEL - 1950

Hertzberg, H. T. E., G. S. Daniels, and Edmund Churchill. Anthropometry of Flying Personnel-1950. Technical Report 52-321, Wright Air Development Center, Wright Patterson Air Force Base, Ohio, 1954.

One hundred thirty-two anthropometric measurements plus age (range 18-45), some sociological data and 4 somatotype photographs were taken on 4063 subjects. The survey was conducted at 14 Air Force Bases which would yield both the desired survey size, aero rating distribution, and geographi-

cal representation of men in the different parts of the U.S. The sample was 99% White and 1% Negro. The report includes mean, standard deviation, range, 25 percentiles and pictures with detailed descriptions of measuring techniques. Unilateral measurement was taken on the right side. Waist level is defined as "natural waist line," the level of greatest lateral indentation in the region of the abdomen. Subsequent to the publication of the survey report, millimeter figures, recorded during the survey but not generally used in the original analyses, were added to the data, the data thoroughly edited, and a few records with incomplete data deleted. Statistics reported here were computed from this modernized set of data.

19. U.S. AIR FORCE SURVEY 1965 - TOTAL SERIES
20. U.S. AIR FORCE SURVEY 1965 - OFFICERS
21. U.S. AIR FORCE SURVEY 1965 - ENLISTED
23. U.S. AIR FORCE SURVEY 1965 - BASIC TRAINEES

Unpublished U.S.A.F. Systems Command Anthropometric Data furnished to Webb Associates, Inc., Yellow Springs, Ohio, by the Aerospace Medical Research Laboratories, Wright Patterson Air Force Base, Ohio, 1965. (Measurement technique and summary statistics are included in Intercorrelations of Anthropometric Measurements by Churchill, Kikta and Churchill, TR 77-1, Aerospace Medical Research Laboratory, Wright Patterson Air Force Base, Ohio (in press)).

This survey was conducted during the spring and summer of 1965; 157 body size dimensions and grip strength were measured. Somewhat over 500 officers and about 800 enlisted men were measured in the early stages of the survey, followed by 2527 trainees at Lackland Air Force Base. Unilateral measurements were made on the right side, and the waist level was defined as umbilicus level. Statistics reported here were calculated from the raw data.

24. NAVY FLIERS

Gifford, Edmund C., Joseph R. Provost and John Lazo. Anthropometry of Naval Aviators-1964. NAEC-ACEL 533, U.S. Naval Air Engineering Center, Philadelphia, PA, 1965.

Ninety-six anthropometric measurements were taken during 1964 at 10 naval and marine corp air stations on 1,549 men, 1,529 of whom had essentially complete sets of data. The report includes mean, standard deviation, range, 25 percentiles, and schematic drawings illustrating measurement techniques. Unilateral measurements were taken on the right side and waist level is shown at omphalion. Values presented here were calculated from the raw data.

25. U.S. AIR FORCE FLYING PERSONNEL 1967 - TOTAL SERIES
26. U.S. AIR FORCE FLYING PERSONNEL 1967 - STUDENT PILOTS
27. U.S. AIR FORCE FLYING PERSONNEL 1967 - RATED PILOTS
28. U.S. AIR FORCE FLYING PERSONNEL 1967 - STUDENT NAVIGATORS
29. U.S. AIR FORCE FLYING PERSONNEL 1967 - RATED NAVIGATORS

Unpublished U.S.A.F. Systems Command Anthropometric data of flying personnel furnished to Webb Associates, Inc., Yellow Springs, Ohio, by the Aerospace Medical Research Laboratories, Wright Patterson Air Force Base, Ohio, 1967. (Measurement definitions are included in Interrelations of Anthropometric Measurements by Churchill, Kikta and Churchill. TR 77-1 Aerospace Medical Research Laboratory, Wright Patterson Air Force Base, Ohio (in press)).

This survey, the Air Force's second major anthropometric survey of its flying personnel, was conducted at almost 20 bases throughout the country during the first quarter of 1967. One hundred eighty-six dimensions plus grip strength were measured on a sample of 2420 men, all of whom were officers on active flying status. Rated pilots constituted about half the sample, student pilots and rated navigators both constituted about one-fifth of the sample, and student navigators made up 8% of it; in addition, there were a few flight surgeons. Ninety-eight percent of the total sample were Whites, 1% Blacks, and 1% "other." Twenty eight percent of the total series were second lieutenants, 15% first lieutenants, 35% captains, 15% majors, and 7% lieutenant colonels or colonels. Five percent were born in New England, 18% in the Mid-Atlantic states, 11% in the South-Atlantic region, 17% in the North-Central states, 6% in the East-South Central states, 15% in the West-North Central states, 12% in the West-South Central states, 5% in the mountain states, 8% in the Pacific states, and 2% were foreign born. Age data for the total and subseries are included among the statistical summaries. Unilateral measurements were made on the right side; waist level was taken at omphalion. Statistics reported here were calculated from the raw data.

30. ARMY SOLDIERS - 1966

White, Robert M. and Edmund Churchill. The Body Size of Soldiers: U.S. Army Anthropometry-1966. Technical Report 72-51-CE, U.S. Army Natick Laboratories, Natick, Mass. 01760, 1971.

Seventy anthropometric measurements plus age (range 17-55) were taken on 6682 men stationed at 12 U.S. Army bases between Nov. 1965 and April 1966. The sample included 2639 basic trainees, 3429 infantry, 489 armored personnel and 125 Army Aviation personnel. Most subjects, 6110, were enlisted men, 456 were non-commissioned officers, 30 warrant officers and 85 commissioned officers. The report includes mean, standard deviation, 25 percentiles, frequency distributions, schematic drawings, and detailed descriptions of measurement technique for each variable. Also included is some comparisons of the sub-samples. Unilateral measurements were taken on the right side and waist circumference was taken at omphalion. Survey #31 Navy Enlisted

1966 and #33 Marine Enlisted 1966, taken simultaneously, under the same direction and using the same measurement techniques are companion surveys. Values presented here were calculated from the raw data.

31. NAVY ENLISTED - 1966

Unpublished U.S. Navy anthropometric data on enlisted men furnished to Webb Associates, Inc., Yellow Springs, Ohio, by Robert M. White, U.S. Army Natick Laboratories, Natick, Mass. 01760, 1965. See The Body Size of Soldiers: U.S. Army Anthropometry-1966. (Survey #30) for measurement technique.

Seventy anthropometric measurements plus age (range 17-31) were taken in 1966 on 4095 Navy Enlisted men. Unilateral measurements were taken on the right side and waist circumference was taken at omphalion. The survey was conducted simultaneously, under the same direction, and using the same measurement techniques as survey #30 Army Solders 1966 and survey #33 Marine Enlisted 1966. Statistics presented here were calculated from the raw data.

32. NAVY DIVERS

Beatty, H. T., and T. E. Berghage. Diver Anthropometrics. Report #10-72, Navy Experimental Diving Unit, Washington Navy Yard, Washington, D.C. 20390, 1972.

Fifty-four anthropometric measurements were taken on 100 divers at the Naval School, Diving and Salvage and the Experimental Diving Unit. The report includes mean, standard deviation, 25 percentiles, frequency distributions, regression equations, photographs and detailed descriptions of measurement technique. There is no statement concerning unilateral measurements; the photographs show some on the right side and some on the left. Waist circumference is at umbilicus. Values presented here were copied from the report.

33. MARINE ENLISTED - 1966

Unpublished U.S. Marine anthropometric data on enlisted men furnished to Webb Associates, Inc., Yellow Springs, Ohio, by Robert M. White, U.S. Army Natick Laboratories, Natick, Mass. 01760, 1965. See The Body Size of Soldiers: U.S. Army Anthropometry-1966 for measurement technique.

Seventy anthropometric measurements plus age (range 17-43) were taken in 1966 on 2008 U.S. Marines. 1989 were enlisted and 19 non-commissioned officers. Unilateral measurements were taken on the right side and waist circumference was taken at omphalion. The survey was conducted simultaneously, under the same direction and using the same measurement techniques as

survey #30 Army Soldiers 1966 and survey #31 Navy Enlisted 1966. Statistics presented here were calculated from the raw data.

34. ARMY AVIATORS - 1959

White, Robert M. Anthropometry of Army Aviators. Technical Report EP-150, Environmental Protection Research Division, Quartermaster Research and Engineering Center, Natick, Mass., 1961.

Forty anthropometric measurements plus age (range 20-46) were taken on 500 pilots at three army posts. The report includes means, standard deviations, 9 percentiles, bivariate tables and descriptions of measurement technique. Unilateral measurements were taken on the right side. No description of waist level is given. Values presented here were copied from the report.

35. ARMY HELICOPTER STUDENTS

Schane, W. P., D. E. Littell and C. G. Moultrie. Selected Anthropometric Measurements of 1,640 U.S. Army Warrant Officer Candidate Flight Trainees. USAARL Report No. 69-2, U.S. Army Aeromedical Research Laboratory, Fort Rucker, Ala., 1969.

Nine anthropometric measurements plus age (range 17-38) were taken on 1640 Army Warrant Officer Candidates, at Fort Rucker, Alabama, between January 1967 and August 1968. The report includes means, standard deviations, 25 percentiles, range, bivariate tables, frequency distributions and correlation coefficients. The side upon which unilateral measurements were made is not stated. Values presented here were copied from the report.

36. ARMY AVIATORS - 1970

Churchill, Edmund, John T. McConville, Lloyd L. Laubach and Robert M. White. Anthropometry of U.S. Army Aviators. Technical Report 72-52-CE, Clothing and Personal Life Support Equipment Laboratory, U.S. Army Natick Laboratories, Natick, Mass., 1971.

Data for 85 anthropometric measurements plus age (range 17-59) and several sociomilitary variables were gathered on 1482 flying personnel during the first three months of 1970 at Fort Rucker, Alabama. The sample is composed of 388 enlisted men, 259 warrant trainees, 410 rated pilots (warrant), 186 commissioned trainees, and 234 rated pilots (commissioned). The report includes means, standard deviations, 25 percentiles, range, frequency distributions, photographs and drawings with detailed descriptions of measurement technique, a correlation matrix and subgroup comparisons. Unilateral measurements were taken on the right side and waist circumference at omphalion. Values presented here were calculated from the raw data.

37. NATIONAL HEALTH EXAMINATION SURVEY 1962 - TOTAL MALE POPULATION
38. NATIONAL HEALTH EXAMINATION SURVEY 1962 - MEN AGED 25-40

Gordon, Tavia and Henry Miller. Cycle I of the Health Examination Survey: Sample and Response, United States, 1960-1962. Public Health Service Publication No. 1000, Series 11, No. 1, U.S. Government Printing Office, Washington, D.C., 1964.

Stoudt, Howard W., Albert Damon, Ross McFarland, and Jean Roberts. Weight, Height, and Selected Body Dimensions of Adults, United States, 1960-1962. Public Health Service Publication No. 1,000, Series 11, No. 8, U.S. Government Printing Office, Washington, D.C., 1965.

Stoudt, Howard W., Albert Damon, Ross McFarland, and Jean Roberts. Skinfolds, Body Girths, Biacromial Diameter, and Selected Anthropometric Indices of Adults, United States, 1960-1962. U.S. Dept. of Health Education and Welfare Publication No. (HRA) 74-1281. National Center for Health Statistics, Rockville, Maryland, 1970.

Twenty anthropometric measurements were taken between 1959 and 1962 on 3091 men, aged 18-79, 1012 of whom were between 25-40 years of age. The sample was scientifically selected from non-institutional civilian adult. Waist circumference was taken at natural waist indentation and unilateral measurements were made on the right side. Surveys #11 and #12 are companion surveys. Values presented here were calculated from the raw data.

39. LAW ENFORCEMENT OFFICERS

Martin, James et al. Anthropometry of Law Enforcement Officers. NELC/TD, 442, Naval Electronics Laboratory Center, San Diego, Ca. 92152, 1975.

Data for 23 anthropometric measurements plus age (range 18-65) were gathered in 1973 and 1974 on 2993 law enforcement officers from different regions of the U.S. The survey population included 2060 men from Police Departments, 521 from Sheriffs Departments, 176 from Highway Patrol and 236 Prison Guards. The report includes means, standard deviations, 25 percentiles, frequency distributions, photographs, detailed descriptions of measurement techniques and multiple sub-sample analysis. Unilateral measurements were taken on the right side and waist circumference was taken at omphalion. Values presented here were calculated from the raw data.

40. SLOVAKIAN CIVILIAN WOMEN

Prokopec, M. "Dimensional Characteristics of Men and Women in Czechoslovakia for the Purposes of Industry." In "Ergonomics in Machine Design," Volume I, International Labour Office, Geneva, Switzerland, 1969, pp. 575-593.

Twelve head measurements were made on Slovakian civilian women over the age of 18; for 5 measurements the sample size was roughly 1500, for the remaining 7 it was approximately 360. The report includes mean and standard deviation for each variable, a schematic of the measured dimension and a companion study (see survey #74) of male heads. Values presented here were copied from the report or estimated from the published means and standard deviations.

41. DUTCH CIVILIAN WOMEN

Sittig, J., H. Freudenthal, De Juiste Maat (in Dutch with English summary). N.V. Magazijn "Die Beijenkorf," Uitgegeven Big L. Stafleu, Uitgever Te Leiden, The Netherlands, 1951.

Fifteen anthropometric measurements plus age (range 18-82) were taken on 5001 women customers of a group of Dutch department stores. Included in this report are frequency tables and photographs showing measurement technique. The measurements were taken over clothing. The photographs indicate unilateral measurement being taken on the right side and waist level at natural belt level. Values presented here were calculated from the published frequency distributions.

42. GERMAN OFFICE WORKERS

Peters, Von T. "Anthropometrische und Physiologische Grundlagen zur Gestaltung von Büroarbeitssitzen" (in German). Ergonomics, 12(2): 162-170, 1969.

Ten anthropometric standing and sitting dimensions were measured from the right and left side (where relevant) and with subject erect and relaxed on 1166 female office workers. The report includes means, standard deviations and illustrations showing the dimensions measured. We have reported the measurements taken in the upright position and on the right side. Values presented here are copied from the report or estimated from the published means and standard deviations.

43. ENGLISH CIVILIAN WOMEN

Kemsley, W. F. F. Women's Measurements and Sizes. Cheltenham Press Ltd., Cheltenham, England, 1957.

Thirty seven anthropometric measurements plus age (range 18-70) were taken on 4995 English employees of business firms and members of women's organizations between February and June 1951. The report includes frequency distributions, means and standard deviations for specific age groups and the total sample, a correlation matrix, photographs, drawings, and detailed descriptions of measurement techniques. The measurements (where relevant) were taken over foundation garments. Unilateral measurements were made

on the right side. Waist level is defined as "the upper border of an elastic cord placed around the subject's waist." The values presented here were calculated from the published frequency tables.

44. SWEDISH CIVILIAN WOMEN

Ingelmark, B. E. and T. Lewin. "Anthropometrical Studies on Swedish Women." Acta Morphologica, Neerland-Scandinavica, III(2):145-166, 1968.

Fifty-four anthropometric measurements plus age (range 20-49) were taken on 216 Swedish women. The population consisted of 104 women, 20-24 years of age who were mostly student nurses and medical students and 112 women, 25-49 years of age, who were hospital nurses, physiotherapist and occupational therapists. The report includes means, standard deviations, and schematic drawings showing landmarks for some of the dimensions measured. Values presented here were copied from the report or estimated from the published means and standard deviations.

45. AUSTRALIAN PILOTS/FEMALE

Bullock, Margaret I., and Margaret A. Steinberg. Arm Reach Boundaries for Cockpit Control Operation. Aviation Medicine Memorandum No. 31, Aviation Medicine Branch, Dept. of Civil Aviation, Melbourne, Vic 3001, Australia, 1973.

Seventeen anthropometric measurements plus age (range 17-46) were taken on 75 Australian females who had a commercial or private pilot license. The anthropometry was part of a study of Arm Reach Boundaries for cockpit control operation. The report includes mean, standard deviation, 9 percentiles and detailed description of measurement techniques for each variable. Survey #76 is a companion survey of 75 male pilots. Several dimensions were measured on both the right and left sides. For these dimensions, we have reported the data for the right side. The statistics presented here were copied from the report or obtained by interpolation between published percentile values.

46. JAPANESE CIVILIAN WOMEN

Yanagisawa, Sumiko. About Japanese Physique and Body Girth (in Japanese). Department of Home Economics, Ochanomizu Institute, Women's University, Bunkyo-Ku, Tokyo, Japan, 1974.

Forty-one anthropometric measurements were taken on approximately 9000 men and women age 25-65. The women were predominantly housewives and the men light laborers. The report include mean and standard deviation for each dimension grouped into 8 age subgroups. Values presented here are for the 25-39 year old women only and are based on the published means and standard deviations. See survey #79 for the male population.

47. SWEDISH INDUSTRIAL WORKERS/FEMALE

Lewin, T. "Anthropometric Studies on Swedish Industrial Workers When Standing and Sitting," Ergonomics, 12(6):883-902, 1969.

Thirty-seven anthropometric measurements were taken on 77 women, aged 25-49, who were employed at the Swedish Ball-Bearing Co. The report includes mean, standard deviation and range for each variable plus schematic drawings showing the seated measurements taken. Waist height was taken at umbilicus. The side upon which unilateral measurements were taken is not stated. Survey #88 is a companion survey conducted on 87 males. Values presented here were copied from the report or estimated from the published means and standard deviations.

- 48. NATO SURVEY - 1960/61
- 49. TURKISH MILITARY - 1960
- 50. GREEK MILITARY - 1961
- 51. ITALIAN MILITARY - 1961

Hertzberg, H. T. E., Edmund Churchill, C. Wesley Dupertuis, Robert M. White and Albert Damon. Anthropometric Survey of Turkey, Greece, and Italy. AGARDograph No. 73, The Macmillan Co., New York, N.Y., 1963.

One hundred fifty anthropometric measurements plus age (range 17-59) were taken in 1960 and 1961 on 3356 NATO military personnel (915 Turks, 1084 Greeks and 1357 Italians). The report includes means, standard deviations, 25 percentiles, photographs, schematic drawings, and detailed descriptions of measurement techniques. Unilateral measurements were taken on the right side. Waist level is defined at omphalion. Additional editing of the data has been done since the publication of the survey report and the statistics presented here are based on these newly edited data and on slightly fewer data records.

52. BANTU MINERS

Morrison, J. F., C. H. Wyndham, N. B. Strydom, J. J. Bettencourt and J. H. Viljoen. "An Anthropometrical Survey of Bantu Mine Laborers." J. of the South African Inst. of Mining and Metallurgy, 68:275-279, 1968.

Seventy-two anthropometric measurements were taken on a sample of 485 Bantu mine laborers from various geographical regions. The results are given in a table which includes mean, standard deviation, and 5th, 50th, and 95th percentiles for each variable. The measuring technique is described as the method used by Hertzberg et al., Anthropometry of Flying Personnel (see survey #18). Values presented here were copied from the publication.

- 53. FRENCH ARMY
- 54. FRENCH PILOTS
- 55. FRENCH STUDENT PILOTS
- 56. FRENCH NAVY I
- 57. FRENCH NAVY II

Anonymous. Etude Anthropometrique des Personnels Militaires des Armees (in French). Anthropologie Appliquee, 45 rue des Saints-Peres, Paris, 6e, France, 1973.

One hundred thirty-eight anthropometric measurements plus age, and sociological data were taken on 1272 French military subject from the Army, Air Force and Navy. The subgroups included are: Army N=794, age range=17-48; AF Pilots N=65, age range=27-32; AF Student Pilots N=101, age range=16-21; Navy I, N=212, age range=17-43; Navy II, N=100, age range=17-43. Many measurements were duplicated on unclothed and fully equipped subjects. Results presented are means, standard deviations, 9 percentiles, schematic drawings and descriptions of measurement techniques. Waist level is at omphalion. The drawings indicated unilateral measurements were taken on the right side. Values presented here are the unclothed values and were copied from the report.

58. GERMAN TANKERS

Goltz, Eckard and Bernhard Platz. Anthropometric Study. Report No. T-418, translated from the German by General Motors Corporation, Military Vehicles Organizations, 1965.

Thirteen anthropometric measurements plus age (range 19-32) were made during July 1965 on 300 subjects from German tank crews: 100 tank commanders, 100 drivers, and 100 gunners. The measurements were taken at various locations and on various units in order to obtain a representative sample. For each variable the report includes a frequency table, schematic drawing and description of measurement technique. Unilateral measurements were taken on the right side. Values presented here were calculated from the published frequency tables.

59. GERMAN AVIATORS

Grunhofer, H. J. and G. Kroh. A Review of Anthropometric Data of German Air Force and United States Air Force Flying Personnel 1967-1968. AGARD-AG-205, Advisory Group for Aerospace Research and Development, 7 Rue Ancelle, 92200 Neuilly sur Seine, France, 1975.

One hundred fifty-three anthropometric measurements were taken on 1465 German Air Force flying personnel during 1967 and 1968. The published results included means, standard deviations, 25 percentiles, frequency distributions, schematic drawings, description of measurement techniques and a correlation matrix. Waist level is defined at omphalion. Unilateral measurements were made on the right side. Statistics presented here are based

on the subjects measured during 1967, the first of the two years in which the survey was conducted. They were calculated from the raw data.

60. GERMAN 20 YEAR OLDS

Jurgens, H. W., D. Habicht-Benthin and W. Lengsfeld. Korpermasse 20-jahriger Manner als Grundlage fur die Gestaltung von Arbeitsgerat, Austrustung und Arbeitsplatz (in German). BMVg-FBWM 71-2, Ministry of Defense, Documentation Center, Military Affairs Dept., 53 Bonn, Friedrich Ebert Allee 32, Germany, 1970.

Forty-three anthropometric measurements were taken in 1968 and 1969 on 7144 20 year old men who were liable to military service in Germany. The report includes mean, standard deviation, 13 percentiles, schematic drawing, description, and measurement technique for each variable. Waist is described as the smallest circumference of the abdomen. Drawings indicate unilateral measurements were made on the right side. Values reported here were copied from the report with some interpolations among the percentiles.

61. GERMAN 25-40 YEAR OLDS

Jurgens, H. W., K. Helbig and W. Lengsfeld. Body Measurements of 25-40 Year-Old Men upon Examination of the Anthropometric-Ergonomic Significance of Aging on Changes in Body Shape (in German). Research Contract BMVg InSan Nr. 3571-V-072, Ministry of Defense, Documentation Center, Military Affairs Dept., 53 Bonn, Freidrich Ebert Aleee 32, Germany, 1972.

Fifty-four anthropometric measurements were taken in 1970 and 1971 on 2643 personnel of all German military services between 25 and 40 years of age. The report includes mean, standard deviation, 13 percentiles, and a schematic drawing with description of measurement technique for each variable. The German 20 year olds (survey #60) is used for comparsion purposes. Waist is described as the smallest circumference of the abdomen. Drawings indicate unilateral measurements were made on the right side. Values presented here were copied from the report with some interpolations among the percentiles.

62. CANADIAN MILITARY - 1974

McCann, C., I. Noy, B. Rodden and O. Logan. 1974 Anthropometric Survey of Canadian Forces Personnel. DCIEM Report No. 75-R-1114, Defense and Civil Institute of Environmental Medicine, Downsview, Ontario, 1975.

Thirty-two anthropometric measurements plus age (92% of the population ranged between 20 and 50) were taken in 1974 on 565 personnel representing all major trades in the Canadian Forces. The results are presented in the form of mean, standard deviation, 25 percentiles, frequency distribution

graph and a photograph with detailed description of measurement technique for each variable. A correlation matrix and selected bivariates are also included. Unilateral measurements were taken on the right side. Waist circumference was taken twice, at omphalion and at natural waistline. We have reported the values for waist circumference at omphalion. Waist height was taken at natural waistline. Values presented here were copied from the report.

63. CANADIAN STUDENT - PILOTS

64. CANADIAN STUDENT - OBSERVERS

Smiley, J. R. AGARD Body Measurements of 1578 RCAF Aircrew Trainees. IAM Report #58/1, Institute of Aviation Medicine, 1107 Avenue Road, Toronto, Ontario, Canada, 1958.

Seven anthropometric measurements were taken in 1955 on 998 pilot trainees and 580 observer trainees. The results are presented in the form of mean, standard deviation, nine percentiles and range for each variable. A correlation matrix is also included. The side upon which unilateral measurements were taken is not stated. Values presented here were copied from the report.

65. ROYAL ARMoured CORPS

Ince, N. E., S. Redrup and J. Piper. Anthropometry of 500 Royal Armoured Corps Servicemen 1972. Report No. 36/73, Royal Aircraft Establishment, Farnborough, Hants, England, 1973.

Ninety-six anthropometric measurements plus age (range 17-39) were taken in 1972 on 500 randomly selected Royal Armoured Corps soldiers. The report includes mean, standard deviation, 25 percentiles, range, and a schematic drawing with detailed description of measurement technique for each variable. Some unilateral measurements were taken on the right side and some on the left. Waist is described as natural waist indent. Values presented here were copied from the report.

66. ROYAL AIR FORCE

Bolton, C. B., M. Kenward, R. E. Simpson and G. M. Turner. An Anthropometric Survey of 2,000 Royal Air Force Aircrew 1970, 71. TR 73083, Royal Aircraft Establishment, Farnborough, Hants, England, 1973.

Sixty-five anthropometric measurements plus age (range 18-45) were taken in 1970 and 1971 on 2000 Royal Air Force aircrew including all ranks below group captain. The sample consisted of 1028 pilots, 613 navigators and 359 other flight deck aircrew. The results are reported in terms of mean, standard deviation, 25 percentiles, range, a photograph, and a schematic drawing with detailed description of measurement technique for each

variable. Waist height and waist circumference were measured at trouser waist band level for most subjects; the statistics reported here refer to measurements made at that level. Unilateral measurements were made on the left side. Values reported here were calculated from the raw data.

67. ROYAL AIR FORCE AND ROYAL NAVY AIRCREW

Simpson, R. E. and C. B. Bolton. An Anthropometric Survey of 200 R.A.F. and R.N. Aircrew and the Application of the Data to Garment Size Rolls. TR 67125, Royal Aircraft Establishment, Farnborough, Hants, England, 1968.

Forty-four anthropometric measurements plus age (range 19-45) were taken on 200 Royal Air Force and Royal Navy aircrew during the Phantom Aircrew Equipment fitting trials held at the RAF Institute of Aviation Medicine in October and November 1966. The results are presented in the form of mean, standard deviation, 25 percentiles, range, photograph, and detailed description of measurement technique for each variable. Waist is described as natural waistline. Some unilateral measurements are shown on the right and some on the left. Values presented here were copied from the report.

68. ROYAL CANADIAN AIR FORCE PILOTS

69. ROYAL CANADIAN AIR FORCE NAVIGATORS

Anonymous. RCAF Anthropometrical Survey. Defense Documentation Center, Defense Supply Agency, Cameron Station, Alexandria, Va., 196162.

Sixty-eight anthropometric measurements were taken on Royal Canadian Air Force personnel; 314 pilots and 290 navigators. The report includes mean, standard deviation, and 35 percentiles for each variable. Values presented here are copied from the report.

70. ROYAL NEW ZEALAND AIR FORCE

Toulson, P. K. Report on the Anthropometric Survey of RNZAF Aircrew. Report No. AMU 3/74, Aviation Medicine Unit, Royal New Zealand Air Force, Auckland, New Zealand, 1974.

Sixty-two anthropometric measurements plus age (range 18-49) were taken between October 1972 and July 1973 on 238 members of the Royal New Zealand Air Force. The resulting sample consisted of 127 pilots, 38 navigators, and 73 other aircrew. The report includes mean, standard deviation, 20 percentiles, range, frequency graph, and a photograph with detailed description of measurement technique for each variable. Unilateral measurements were taken on the left side. Waist level was measured at the level located by the subject for subjects 1-39 and at the natural waist indent for subjects 40-238. Values presented here were copied from the report or estimated from the published means and standard deviations.

- 71. ROYAL AUSTRALIAN AIR FORCE CADETS
- 72. ROYAL AUSTRALIAN AIR FORCE RATED (TRAINED)

Anonymous. RAAF Anthropometry Survey. Report No. TS 1614, Royal Australian Air Force, Aircraft Research and Development Unit, Laverton, Australia, 1973.

Eighteen anthropometric measurements were made between November 1971 and September 1972 on 482 Australian aircrew: 97 cadets, and 385 rated personnel. Summary statistics included in the report are the mean, standard deviation, two percentiles, and a histogram showing the frequency distribution for each variable. A detailed description of measurement technique is also given for each variable. Unilateral measurements were taken on the right side. Waist level is defined as level of umbilicus. Values presented here were copied from the report or estimated from the published mean and standard deviation.

- 73. CZECHOSLOVAKIAN LUMBERMEN

Prokopec, M. "Dimensional Characteristics of Men and Women in Czechoslovakia for the Purposes of Industry." In: Ergonomics in Machine Design, Vol. I, International Labour Office, Geneva, Switzerland, 1969, pp. 575-593.

Twenty-seven anthropometric measurements were taken on 1110 Czechoslovakian lumbermen between 25 and 45 years of age. The report includes mean and standard deviation for each variable and a schematic drawing illustrating the measurements taken. Values presented here were copied from the report or estimated from the published means and standard deviations.

- 74. SLOVAKIAN CIVILIAN MALES

Prokopec, M. "Dimensional Characteristics of Men and Women in Czechoslovakia for the Purposes of Industry." In: Ergonomics in Machine Design. Vol. I, International Labour Office, Geneva, Switzerland, 1969, pp. 575-593.

Twelve head measurements were made on Slovakian civilian males over the age of 45. For 5 measurements the sample size was about 390, for the other 7 measurements it was approximately 90. The report includes mean and standard deviation for each variable, plus a schematic drawing of the measured dimensions, and a companion study of female heads (survey #40). Values presented here were copied from the article or estimated from the published means and standard deviations.

75. LATIN AMERICAN ARMED FORCES

Dobbins, D. A. and C. M. Kindick. Anthropometry of the Latin American Armed Forces. Report No. 7209002, U.S. Army Tropic Test Center, Fort Clayton, Canal Zone, 1972.

Seventy-five measurements were made on airmen, 1852, or army personnel, 133, from various Latin American countries while students at the USAF Inter-American Air Forces Academy, Fort Clayton, Canal Zone during the period 1965-1970. Eighteen countries are included in the list of countries of longest residence: 10 South American, 6 Central American (including Panama), and one Caribbean country. The largest group was from Chile: 411, a few more than 200 subjects were from both Columbia and Ecuador; and between 100 and 200 from four countries: Bolivia, Panama, Peru, and Venezuela. Almost all subjects spoke Spanish and virtually all spoke Spanish or Portuguese or both. Two-thirds were listed as enlisted men, 30% as NCO's, and 6% as cadets or civilians. The report includes 11 percentiles, range and description of measurements taken. Unilateral measurements were taken on the right side. Waist point is described as "just above the level of the navel." Values presented here were copied from the report or estimated from the published percentiles.

76. AUSTRALIAN PILOTS/MALE

Bullock, Margaret I., and Margaret A. Steinberg. Arm Reach Boundaries For Cockpit Control Operation. Aviation Medicine Memorandum No. 31, Aviation Medicine Branch, Dept. of Civil Aviation, Melbourne, Vic 3001, Australia, 1973.

Seventeen anthropometric measurements plus age (range 18-62) were taken on 75 Australian males who had a commercial or a private pilot's license. The anthropometry was part of a study of arm reach boundaries for cockpit control operation. The report includes mean, standard deviation, nine percentiles, and detailed description of measurement technique for each variable. Survey #45 is a companion survey of 35 female pilots. Several dimensions were measured on both the right and left sides. We have presented the data for the right side. The statistics given here were copied from the report with some interpolations among the percentiles.

77. FRENCH YOUNG MEN

Coblentz, A. and G. Ignazi. Etude Cephalometrique de Jeunes Français (in French). Anthropologie Applique, 45 Rue des Saints-Peres, Paris-6, France, 2 volumes, 1968.

Sixty-seven head and face measurements plus age (range 17-22 plus) were taken on 2000 young Frenchmen in 1967. Included in the report are mean, standard deviation, range, and a schematic drawing with detailed

description of measurement technique for each variable. Values presented here were copied from the report or estimated from the published means and standard deviations.

78. SOUTH AFRICANS

Strydom, N. B., J. F. Morrison, C. H. van Graan, J. H. Viljoen and A. J. A. Heyns. "Functional Anthropometry of White South African Males." South African Medical Journal, 42:1332-1335, 1968.

Fifty-seven anthropometric measurements plus age (range 17-61) were taken on a military population of 1449 South African Caucasian males. The sample includes 226 army technicians and instructors, 210 air force pilots and technicians, 220 naval personnel, 228 administrative staff, and 559 trainees. The report includes mean, standard deviation and three percentiles for the total group and for various age groups. Values presented here are those for the total survey population and were copied from the report.

79. JAPANESE CIVILIAN MEN

Yanagisawa, Sumiko. About Japanese Physique and Body Girth. Department of Home Economics, Ochanomizu Institute, Women's University, Bunkyo-Ku, Tokyo, Japan, 1974.

Forty-one anthropometric measurements were taken on approximately 9,000 men and women age 25-65. The women were predominantly housewives and the men light laborers. The report included mean and standard deviation for each dimension grouped into eight age subgroups. Values presented here are for the 25-39 year old men only and were estimated from the published means and standard deviations. See survey #46 for the female population.

80. JAPANESE AIR FORCE - TOTAL SERIES

81. JAPANESE AIR FORCE - PILOTS

82. JAPANESE AIR FORCE - NAVIGATORS

Yokohori, E. Anthropometry of JASDF Personnel and Its Application for Human Engineering (in Japanese). Aeromedical Laboratory, Japanese Air Self Defense Force, Tachikawa Air Base, Tokyo, Japan, 1972.

One hundred and eight anthropometric measurements were taken on 1176 members of the Japanese Air Force. The total group apparently consists of the pilots, 210, and navigators, 538, plus somewhat fewer than 200 students and about 250 "other." Mean ages are 29.8 for the pilots, 25.5 for the navigators, 20.3 for the students, 26.6 for the "others," and 25.7 years for the total series. Measurement names and a few statistical symbols are given in Latin characters, making the statistical tables accessible to the Western reader. The report included mean, standard deviation, 21 percentiles, and a schematic drawing and photograph for each variable. Photographs

and drawings indicate that unilateral measurements are made on the right side; the photograph of waist circumference shows it being taken at omphalion. Values presented here were copied from the report.

83. JAPANESE PILOTS

Oshima, M. et al. Anthropometry of Japanese Pilots. TR 65-74, Aerospace Medical Research Laboratories, Wright Patterson Air Force Base, Ohio, 1965.

Sixty-two anthropometric measurements plus age (range 20-29) were taken on 239 pilots of the Japanese Air Self-Defense Force in 1961 at five different bases in Japan. Data reported include the mean, standard deviation, 25 percentiles and schematic drawing showing measurement technique. Some unilateral measurements are shown on right side and some on left. Waist circumference is shown at umbilicus. Values presented here were copied from the report.

84. THAI MILITARY

White, Robert M. Anthropometric Survey of the Royal Thai Armed Forces. U.S. Army Natick Laboratories, Natick, Mass., 1964.

Fifty-one anthropometric measurements plus age (range 17-52) were taken between October 1962 and March 1963 on 2950 Thai military consisting of 2010 army, 610 marine, 2330 air force personnel. The report includes mean, standard deviation, nine percentiles, a schematic drawing and description of measurement technique for each variable. Waist circumference was taken at umbilicus but waist height was measured to the top of the hip bone. Unilateral measurements were made on the right side. Survey #85 is a companion survey taken on the Armed Forces of Vietnam. Values presented here were copied from the report.

85. VIETNAM MILITARY

White, Robert M. Anthropometric Survey of the Armed Forces of the Republic of Vietnam. U.S. Army Natick Laboratories, Natick, Mass., 1964.

Fifty-one anthropometric measurements plus age (range 18-53) were taken during June 1963 on 2129 Vietnam military consisting of 1225 army, 299 navy, 301 marine and 304 air force. The report includes mean, standard deviation, nine percentiles, a schematic drawing and description of measurement technique for each variable. Waist circumference was taken at umbilicus but waist height was measured to the top of the hip bone. Unilateral measurements were made on the right side. A companion survey was taken on the Thai military (see survey #84). Values presented here were calculated from the raw data.

86. REPUBLIC OF KOREA AIR FORCE (ROKAF) PILOTS

Kay, W. C. "Anthropometry of Republic of Korea Air Force Pilots." Journal of Aviation Medicine, R.O.K. Air Force, 9(1):61-113, 1961.

One hundred thirty-two anthropometric measurement were made on 264 South Korean Air Force pilots aged 23-36. This survey was designed to parallel the USAF 1950 survey of flying personnel. The survey report was published in 1961 but the actual data of the survey is not included in the English summary; it is doubtful that the survey was conducted much before 1961. The report includes mean, standard deviation, 25 percentiles and range for each variable plus schematic drawings showing the dimensions measured. The unilateral measurements were presumably made on the right side and the "natural waist level" was used for waist measurements. Values presented here were copied from the report.

87. KOREAN FORCES-1965

Hart, G. L., G. E. Rowland and Robert Malina. Anthropometric Survey of the Armed Forces of the Republic of Korea. TR EPT-7, Pioneering Research Laboratory, U.S. Army, Natick Laboratories, Natick, Mass., 1967.

Fifty-nine anthropometric measurements plus age (range 17-41) were taken between May and November 1965 on 3,747 Korean military, consisting of 3,249 army, 190 air force, 141 navy, and 167 marine. The report includes mean, standard deviation, and 11 percentiles for each variable plus schematic drawings showing dimensions measured and detailed descriptions of measurement technique. Waist circumference is at umbilicus. Unilateral measurements were taken on the right side. Values presented here were copied from the report.

88. SWEDISH INDUSTRIAL WORKERS/MALE

Lewin. T. "Anthropometric Studies on Swedish Industrial Workers When Standing and Sitting." Ergonomics, 12(6):883-902, 1969.

Thirty-seven anthropometric measurements were taken on 87 men, aged 25-49, who were employed at the Swedish Ball-Bearing Co. The report includes mean, standard deviation, and range for each variable plus schematic drawings showing the seated measurement taken. Waist height was taken at umbilicus. Survey #47 is a companion survey was conducted on 77 women. Values presented here were copied from the report or estimated from the published means and standard deviation.

89. SWEDISH AVIATORS

Andrae, B., J. Ekmark and H. Laestadius. Anthropometry of Flying Personnel in the Royal Swedish Air Force. Library Translation No. 1502, Royal Aircraft Establishment, Farnborough, Hants, England, 1971.

Thirteen anthropometric measurements were taken during 1967 and 1968 on 240 Swedish flying personnel born in 1925-1927, 1939-1940, and 1944. The report includes mean, standard deviation, range and description of measurement technique for each variable for each age group. We have combined the data for the three age groups into one group with age range of 23-40 years. Values presented here were estimated from the published means and standard deviations.

90. IRANIAN MILITARY

Noorani, S. E. and C. N. Dillars, Jr. Anthropometric Survey of the Imperial Iranian Armed Forces, Data Collection and Analysis, Volumes I and II. Technical Report of the Combat Research and Evaluation Center, Imperial Iranian Ground Forces, Teheran, Iran, 1970. (Published in both English and Farsi editions.)

Ninety-seven anthropometric measurements plus age (range 18-60) were taken between November 1968 and March 1969 on 9,414 men in the Iranian Armed Forces, consisting of 7,884 army, 790 air force and 740 navy. The report includes mean, standard deviation, 25 percentiles, range, frequency distribution and a schematic drawing with detailed description of measurement technique for each variable. Also included are 198 bivariate tables. Waist circumference was taken at umbilicus. Unilateral measurements were taken on the right side. Values presented here were copied from the report.

91. AUSTRALIAN ARMY - 1969

Anonymous. Australian Army Anthropometric Survey: Body Dimensions 1970. Headquarters, Army Inspection Service, Melbourne, Australia, 1970.

Twenty-six anthropometric measurements plus age (range 16-47) were taken in 1969 on 3,695 Australian military personnel. The report includes 9 percentiles, a distribution graph, a frequency table, and detailed descriptions of measurement technique for each variable. Waist circumference was taken in a plane midway between the lowest margin of the ribs and the highest point of the iliac crest. Values presented here were copied from the report.

DEFINITION OF MEASUREMENTS

All the variables listed in this volume are defined in this section, though the reader is cautioned not to construe these definitions as precise descriptions of measuring techniques which often vary from survey to survey. To keep the length of this index within reasonable limits, we have used several conventions in preparing the definitions. These are as follows:

Position of the Subject

Most of the measurements were made with the subject in one of three positions: standing erect, sitting erect, or standing under a headboard. Only when the subject's position was important and he was measured in a position other than one of these three is the position described in this index. The three basic positions are as follows:

- (1) Standing, erect. The usual position if no position is specified and the word sitting does not appear either in the measurement name or in the definition is this: the subject stands erect, looking straight ahead (head in the Frankfort plane), heels together, weight distributed equally on both feet, and with his arms hanging naturally at his sides.
- (2) Sitting, erect. The usual position if the word sitting appears either in the measurement name or in the definition is this: the subject sits erect, looking straight ahead (head in the Frankfort plane), upper arms hanging relaxed, forearms and hands extended forward horizontally, thighs parallel, and the feet resting on a surface adjusted so that the knees are flexed 90°.
- (3) Headboard measurements. The numerous head and face measurements labelled as "to Wall" or "to Top of Head" were usually (except in 18. USAF Flying Personnel 1950) made with the headboard: the subject stands erect under the headboard, looking straight ahead. The headboard is adjusted so that its vertical and horizontal planes are in firm contact with the back and the top of the head.

The Side of the Body

All one-sided measurements were made on the right side of the body, unless the left side is especially specified, except for the 1946 WAC survey in which they were made on the left side. Measurements made on the opposite side usually include "II" as part of their names as, for example, Biceps Circumference, Flexed, II.

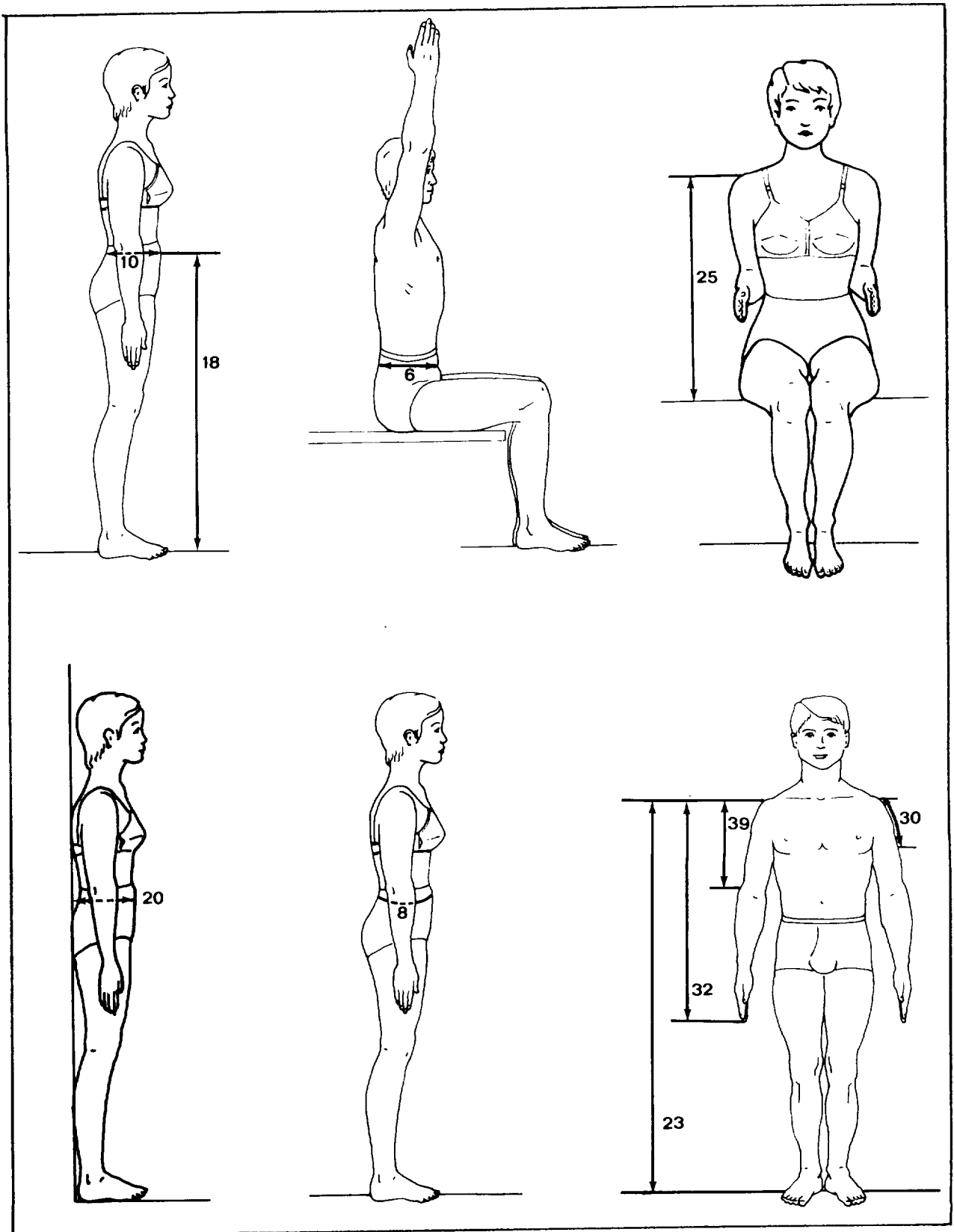
Heights, Breadths, Depths, Circumferences, and Arcs

Heights, breadths, and depths are straight line measurements made with an anthropometer, calipers, or a similar instrument. Lengths are measured similarly unless the word tape is specified. Circumferences and arcs are tape measurements.

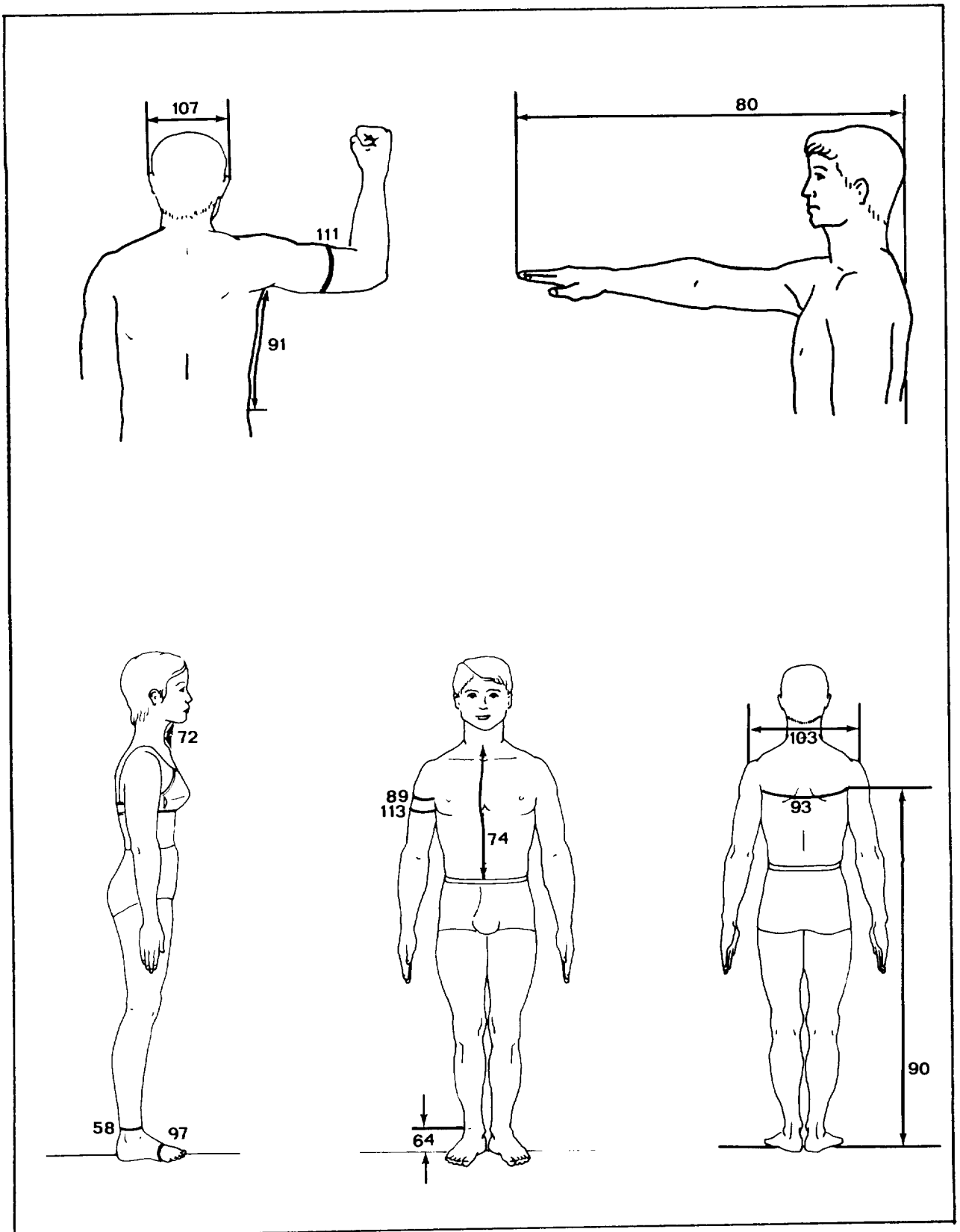
- (1) A standing height is the vertical distance from a specified point on the body to the floor.
- (2) A sitting height is the vertical distance from a specified body point to either the sitting surface or the footrest surface as stated in the definition.
- (3) A torso breadth is the horizontal distance measured from a specified point on the right side of the body to the same point on the left side.
- (4) Limb breadths are measured across the limb from its medial to its lateral edge.
- (5) A torso depth is a horizontal measurement measured in a sagittal plane from the front to the rear of the body.
- (6) Torso circumferences are normally measured in a horizontal plane.
- (7) Limb circumferences are normally measured in a plane perpendicular to the long axis of the relevant limb segment.

DEFINITIONS OF MEASUREMENTS

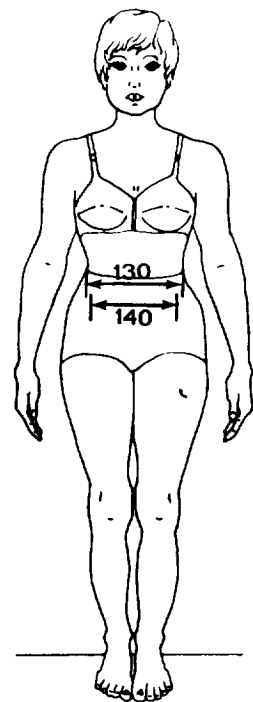
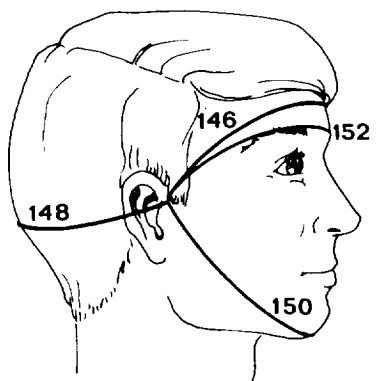
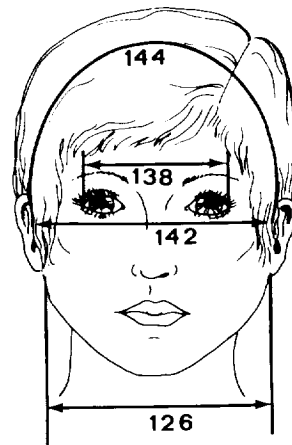
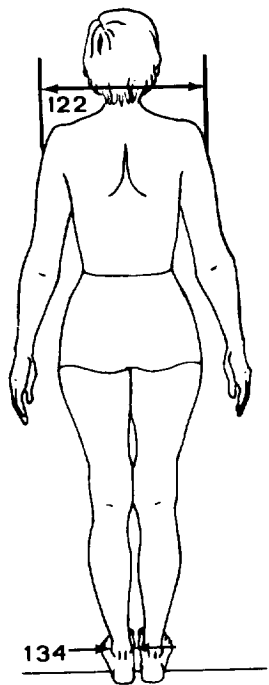
6. Abdominal Depth, Sitting. The depth of the abdomen.
8. Abdominal Extension Circumference. The circumference of the lower torso at the level of the maximum anterior protrusion of the abdomen.
9. Abdominal Extension Circumference, Over Foundation Garment. The preceding measurement repeated with the subject wearing a foundation garment. (Not pictured)
10. Abdominal Extension Depth. The depth of the lower torso at the level of the maximum anterior protrusion of the abdomen.
14. Abdominal Extension Depth, Over Foundation Garment. The preceding measurement repeated with the subject wearing a foundation garment. (Not pictured)
18. Abdominal Extension Height. The height of the maximum anterior protrusion of the abdomen.
19. Abdominal Extension Height, Over Foundation Garment. The preceding measurement repeated with the subject wearing a foundation garment. (Not pictured)
20. Abdominal Extension to Wall. The vertical distance from the most laterally protruding point of the abdomen to a wall against which the subject stands with minimal wall-buttock contact.
23. Acromial Height. The height of the acromion.
25. Acromial Height, Sitting. The height of acromion above the sitting surface.
30. Acromion to Biceps Circumference-Level Length. The surface distance along the outer edge of the arm from acromion to the biceps circumference level.
32. Acromion to Dactylion Length. The vertical distance from acromion to the tip of the middle finger.
39. Acromion-Radiale Length. The distance from acromion to radiale.
48. Age. The age, as of the previous birthday, as reported by the subject, to which 0.5 years was added. (Not pictured)



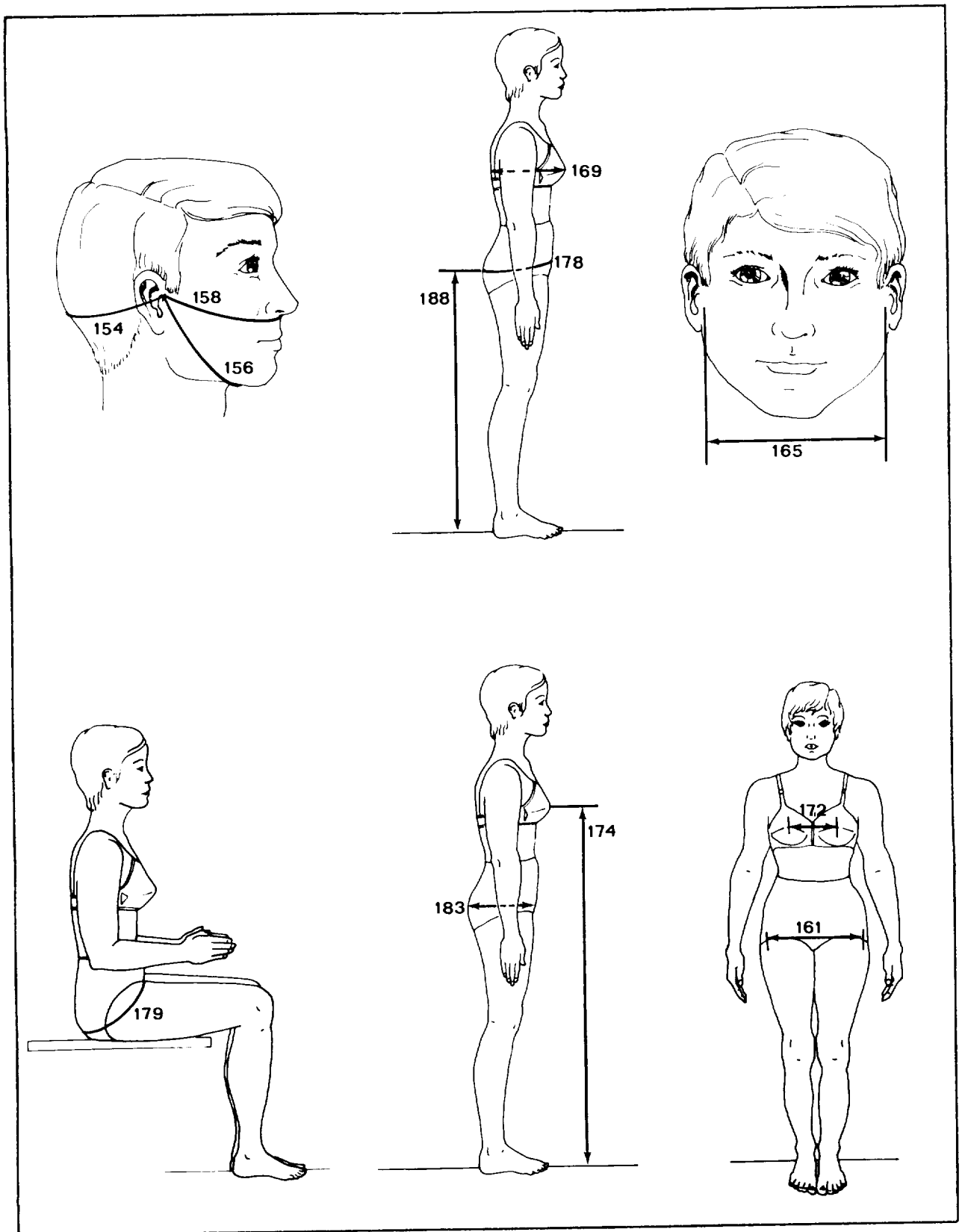
58. Ankle Circumference. The minimum circumference of the leg just above the ankle bones.
64. Ankle Height. The height of the level of minimum circumference of the leg.
72. Anterior Neck Length. The surface distance from suprasternale to the junction, in the midsagittal plane, of the jaw and the neck.
74. Anterior Waist Length. The surface distance from the most anterior point of the lower neck to waist level.
80. Arm Reach from Wall. The distance from the wall to the tip of the middle finger measured with the subject's shoulders against the wall, his hand and arm extended forward.
89. Axillary Arm Circumference. The circumference of the arm measured high in the armpit.
90. Axilla Height. The height of the armpit.
91. Axilla to Waist Length. The surface distance from the armpit to waist level.
93. Back Curvature. The tape distance across the back as measured from the point on the right side in the midaxillary plane at chest level to the similar left point.
97. Ball-of-Foot Circumference. The maximum circumference of the foot measured around the distal ends of the protuberances of the metatarsal bones.
103. Biacromial Breadth. The distance across the shoulders from right to left acromion.
107. Biauricular Breadth. The distance from the most lateral point of the right ear to the same point of the left ear.
111. Biceps Circumferences, Flexed. The maximum circumference around the biceps measured with the arm bent 90° , the upper arm horizontal, and the fist clenched.
112. Biceps Circumference, Flexed, II. The preceding measurement repeated on the opposite arm. (Not pictured)
113. Biceps Circumference, Relaxed. The maximum circumference of the arm at the level of the biceps measured with the arm hanging relaxed.
114. Biceps Circumference, Relaxed, II. The preceding measurement repeated on the opposite arm. (Not pictured)



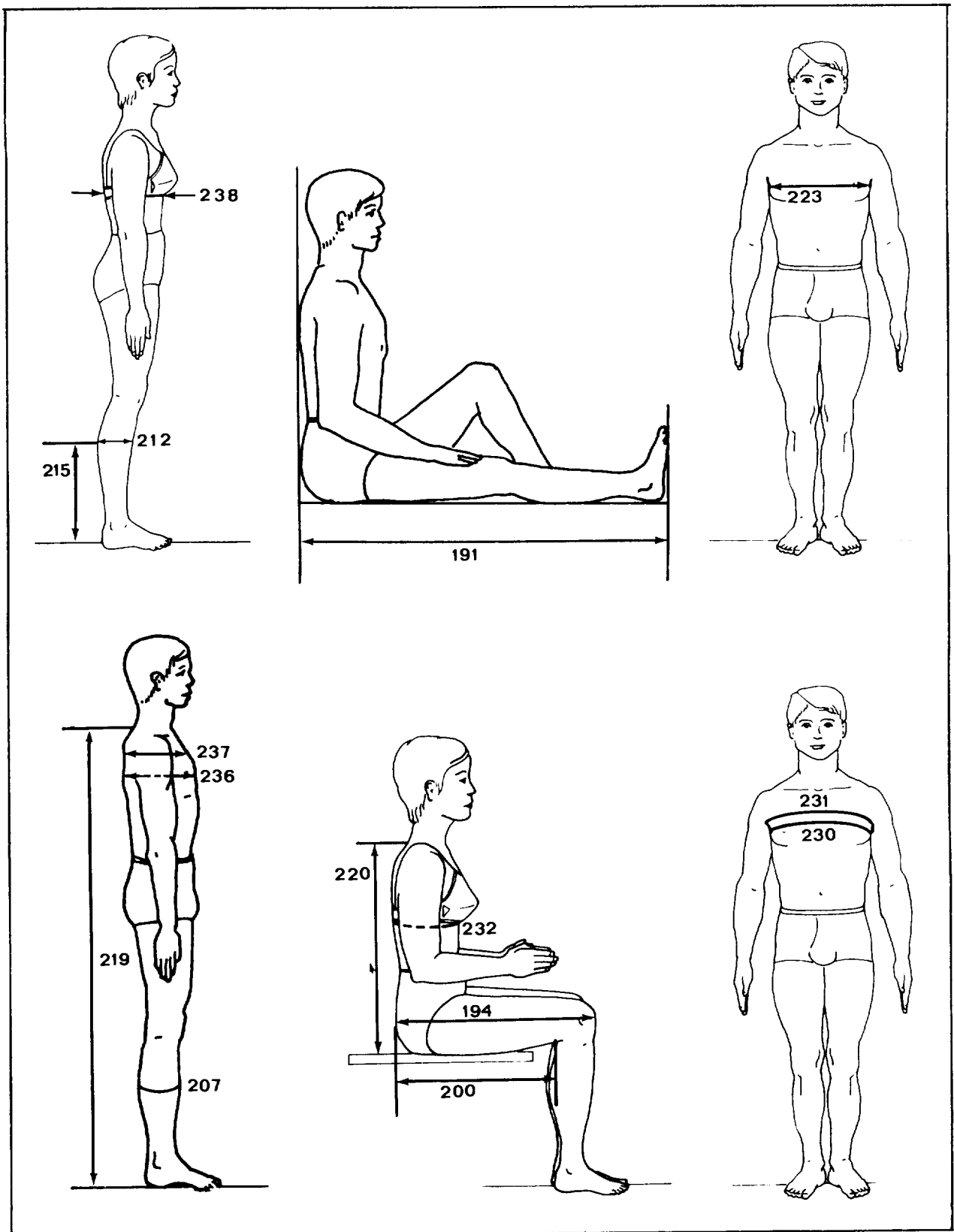
122. Bideltoid Breadth. The horizontal distance across the maximum lateral protrusions of the right and left deltoid muscles.
126. Bigonial Breadth. The breadth of the jaw across the gonial angles.
130. Biiliocristale Breadth. The breadth of the torso measured between the superior points of the ilia in the midaxillary plane.
134. Bimalleolar Breadth. The distance across the protrusions of the medial and lateral ankle bones.
138. Biocular Breadth. The distance between the outer corners of the eyes.
140. Bispinous Breadth. The transverse distance between the centers of the anterior superior iliac spines.
142. Bitragion Breadth. The breadth of the head as measured from right to left tragion.
144. Bitragion-Coronal Arc. The distance from right to left tragion measured with the tape passing over the top of the head.
146. Bitragion-Crinion Arc. The distance from right to left tragion measured with the tape passing over the hairline. Omitted on the bald and balding.
148. Bitragion-Inion Arc. The distance from right to left tragion measured with the tape passing over the inion.
150. Bitragion-Menton Arc. The distance from right to left tragion measured with the tape passing under the tip of the chin.
152. Bitragion-Minimum Frontal Arc. The distance from right to left tragion measured with the tape passing across the forehead.



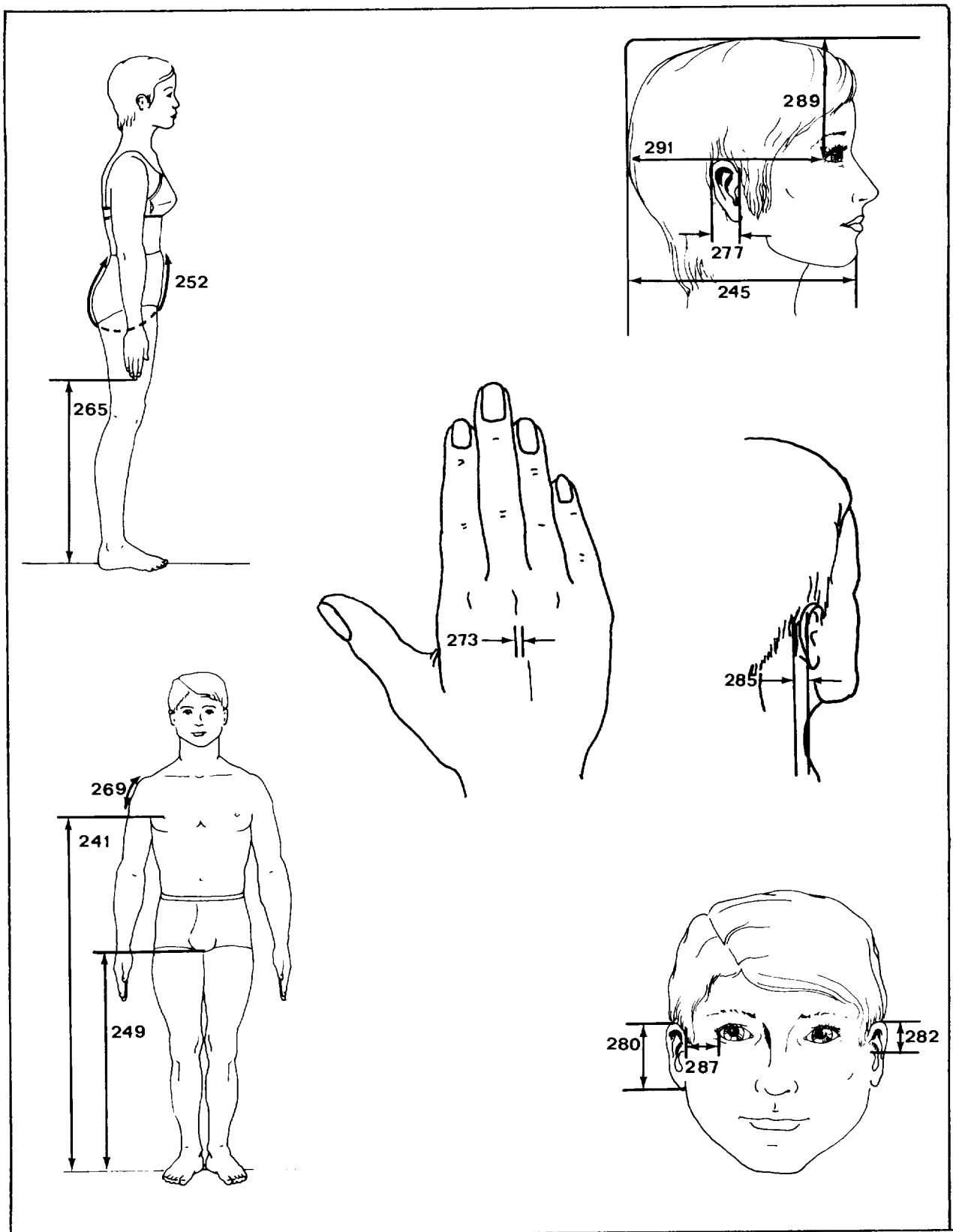
154. Bitragion-Posterior Arc. The distance from right to left tragion measured with the tape passing over the base of the skull.
156. Bitragion-Submandibular Arc. The distance from right to left tragion measured with the tape passing under the gonial angles of the jaw.
158. Bitragion-Subnasale Arc. The distance from right to left tragion measured with the tape passing just below the nose.
161. Bitrochanteric Breadth. The horizontal distance between the trochanters measured with the flesh compressed.
165. Bizygomatic Breadth (Face Breadth). The breadth of the face measured across the most laterally projecting protrusions of the temporal bones.
169. Bust Depth. The horizontal distance from the subject's back to the tip of her bra.
172. Bustpoint-Bustpoint Breadth. The distance between the points of the bra.
174. Bustpoint Height. The height of the point of the bra.
178. Buttock Circumference. The circumference of the body measured at the level of the maximum posterior protuberance of the buttocks.
179. Buttock Circumference, Sitting. The circumference of the buttocks measured with the tape passing under the buttocks and brought up diagonally across the lap.
180. Buttock Circumference, Sitting, Over Foundation Garment. The previous measurement repeated with the subject wearing a foundation garment. (Not pictured)
183. Buttock Depth. The depth of the torso at the level of the maximum posterior protrusion of the buttock.
185. Buttock Depth, Over Foundation Garment. The previous measurement repeated with the subject wearing a foundation garment. (Not pictured)
188. Buttock Height. The height of the maximum posterior protrusion of the buttock.



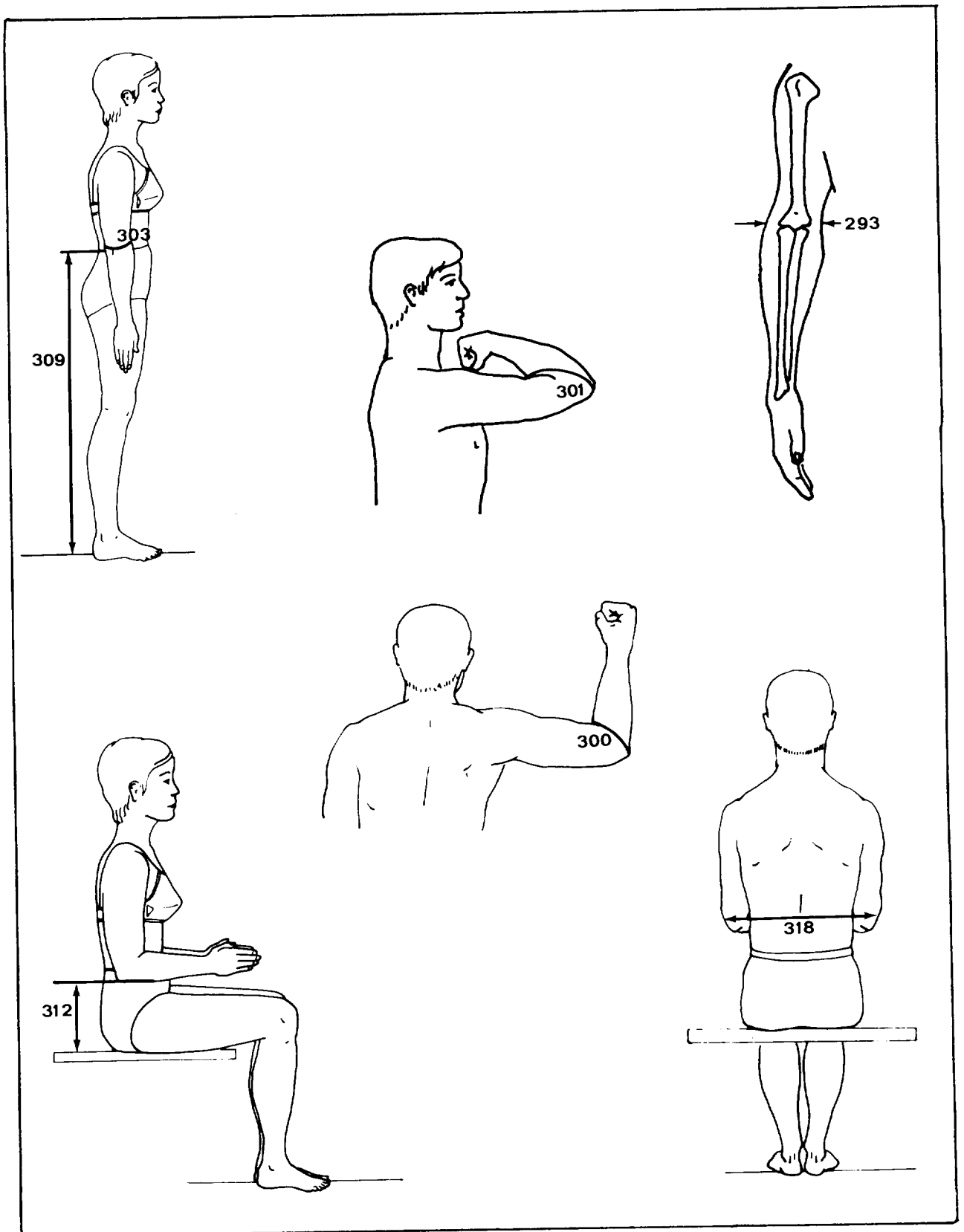
191. Buttock-Heel Length. The distance from the base of the heel to a wall against which the subject sits erect with his leg maximally extended forward along the sitting surface.
194. Buttock-Knee Length. The horizontal distance from the rearmost surface of the buttocks to the front of the kneecaps.
200. Buttock-Popliteal Length. The horizontal distance from the rearmost surface of the buttock to the back of the lower leg.
207. Calf Circumference. The maximum circumference of the lower leg.
209. Calf Circumference, II. The previous measurement repeated on the opposite leg. (Not pictured)
212. Calf Depth. The depth of the lower leg at the level of maximum circumference.
215. Calf Height. The height of the level of the maximum circumference of the lower leg.
219. Cervicale Height. The height of cervicale.
220. Cervicale Height, Sitting. The height of cervicale above the sitting surface.
223. Chest Breadth. The breadth of the torso measured at nipple level.
227. Chest Breadth (Bone). The breadth of the torso at nipple level measured with pressure. (Not pictured)
230. Chest Circumference. The circumference of the torso measured at nipple level.
231. Chest Circumference at Scye. The circumference of the torso at the level of the armpits.
232. Chest Circumference Below Bust. The circumference of the chest just below the cups of the bra.
236. Chest Depth. The depth of the torso measured at nipple level.
237. Chest Depth at Scye. The depth of the torso measured at scye level.
238. Chest Depth Below Bust. The depth of the chest at the level of the inferior margin of the xiphoid process.



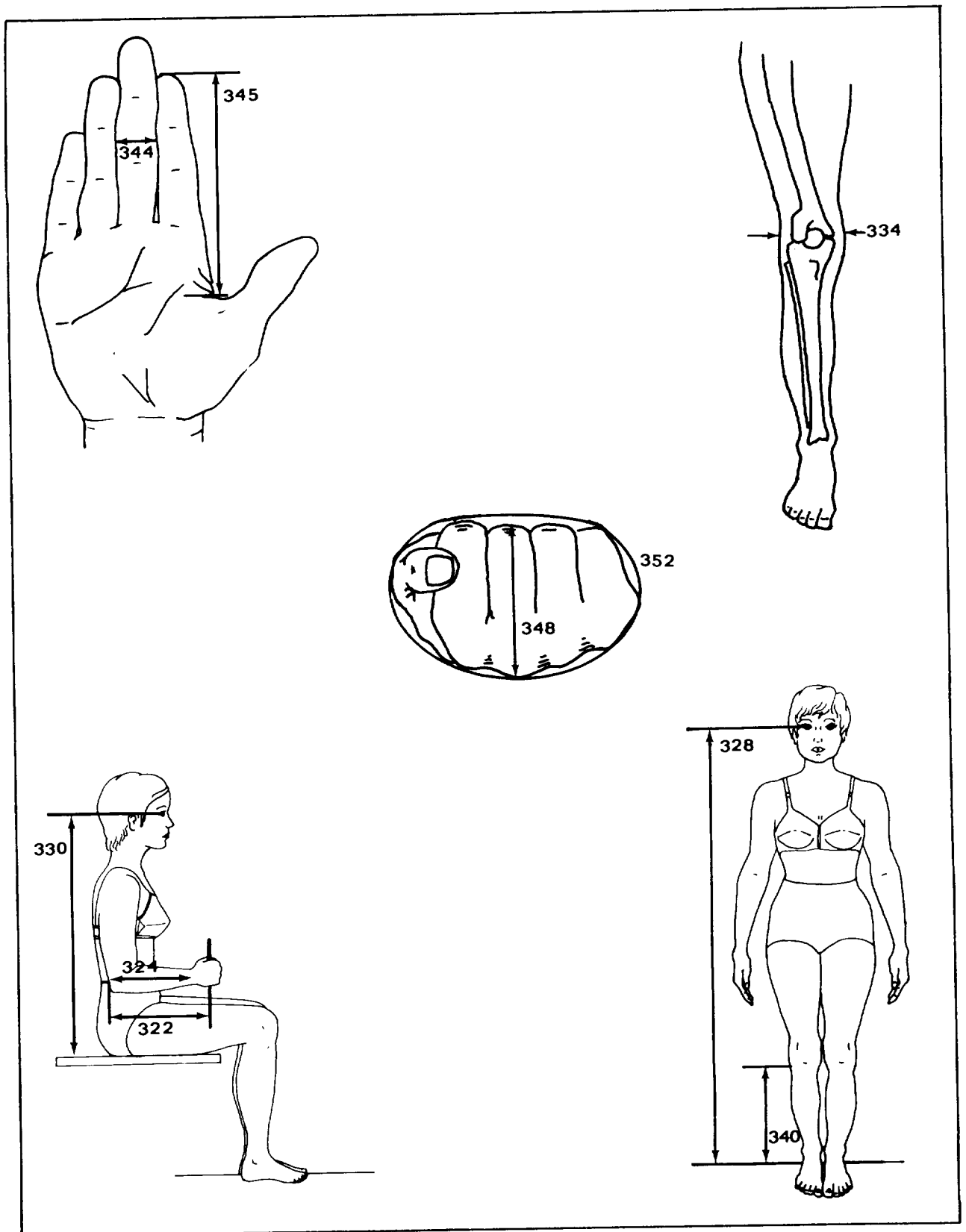
- 241. Chest Height. The height of the center of the nipple.
- 245. Chin Prominence to Wall. The distance from the most anterior protrusion of the chin to wall.
- 249. Crotch Height. The height of the midpoint of the crotch.
- 252. Crotch Length. The distance from the anterior midpoint of the waist to waist level above the buttock measured with the tape passing through the crotch and over the maximum protrusion of the buttock.
- 265. Dactylion Height. The height of the tip of the middle finger measured with the arm, hand, and finger extended downward.
- 269. Deltoid Arc. The surface distance from acromion to the point, just below the deltoid, where the muscle disappears from view.
- 273. Dorsal Hand Skinfold. The thickness of a skinfold picked up at the middle of the back of the hand and following the long axis of the hand.
- 277. Ear Breadth. The breadth of the ear measured perpendicular to its long axis.
- 280. Ear Length. The maximum length of the ear as measured along the long axis.
- 282. Ear Length Above Tragon. The distance along the long axis of the ear from tragon to the level of the upper tip of the ear.
- 285. Ear Protrusion. The horizontal distance from the bony eminence directly behind the ear to the most lateral protrusion of the ear.
- 287. Ectocanthus to Otobasion. The distance from the outer corner of the eye to otobasion superior.
- 289. Ectocanthus to Top of Head. The distance from the outer corner of the eye to the level of the top of the head.
- 291. Ectocanthus to Wall. The distance from the outer corner of the eye to wall.



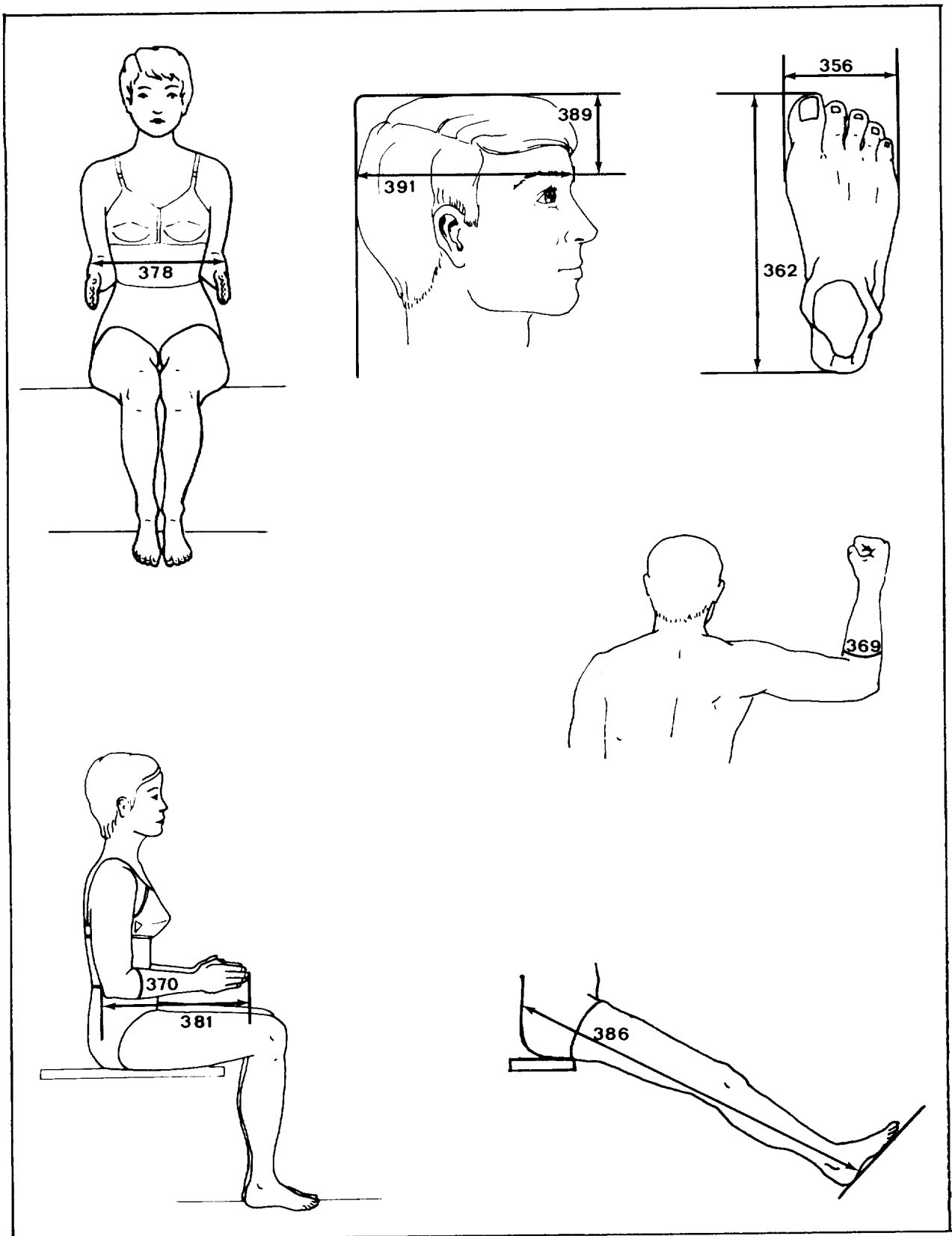
293. Elbow Breadth (Humeral Breadth). The distance between the medial and lateral epicondyles of the humerus measured with the flesh compressed.
297. Elbow Breadth (Humeral Breadth), II. The previous measurement repeated on the opposite elbow. (Not pictured)
300. Elbow Circumference, Flexed. The circumference of the elbow measured over its tip and through its crotch with the arm bent 90°, the upper arm horizontal, and the fist clenched.
301. Elbow Circumference, Fully Bent. The distance around the maximum prominence of olecranon and the inside face of the elbow measured with the elbow fully flexed and the fingers touching the shoulder.
303. Elbow Circumference, Relaxed. The circumference of the elbow measured with the tape passing over the tip of the elbow.
309. Elbow Height. The height of radiale.
312. Elbow Rest Height. The height of the bottom of the tip of the elbow above the sitting surface.
318. Elbow-Elbow Breadth. The distance across the lateral surfaces of the elbows measured with the elbows flexed and resting lightly against the body.



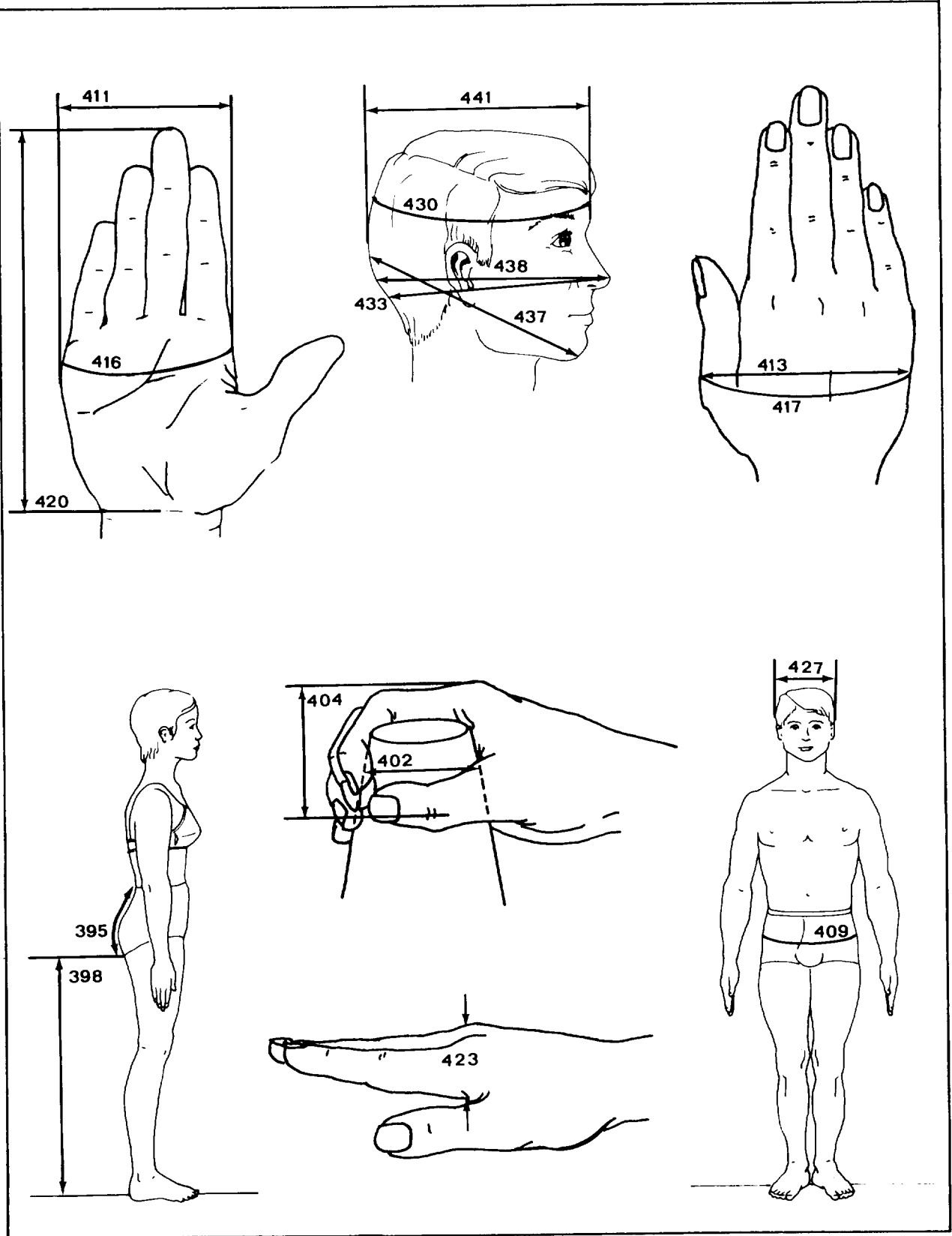
322. Elbow-Grip Length. The distance from the tip of the bent elbow to the center of the clenched fist.
324. Elbow-Wrist Length. The distance from the tip of the elbow to the tip of the styloid process of the radius.
328. Eye Height. The height of the inner corner of the eye.
330. Eye Height, Sitting. The height of the inner corner of the eye above the sitting surface.
334. Femoral Breadth (Knee Breadth). The breadth, as measured with firm pressure, across the epicondyles of the femur.
336. Femoral Breadth (Knee Breadth), II. The previous measurement repeated on the opposite knee. (Not pictured)
340. Fibular Height. The height of the superior tip of the fibula.
344. Finger Diameter at Metacarpale III. The diameter in the middle finger as determined by the smallest hole in which the finger can be inserted.
345. Forefinger Length. The distance from the crotch of the thumb to the tip of the forefinger (digit II).
348. First Phalanx Length-Digit III. The length of the first segment of the middle finger measured across the surfaces of the third metacarpal and the second phalanx while the hand is held in a fist.
352. Fist Circumference. The circumference of the clenched fist (the thumb lying across the end of the fist) measured with the tape passing over the thumb and the knuckles.



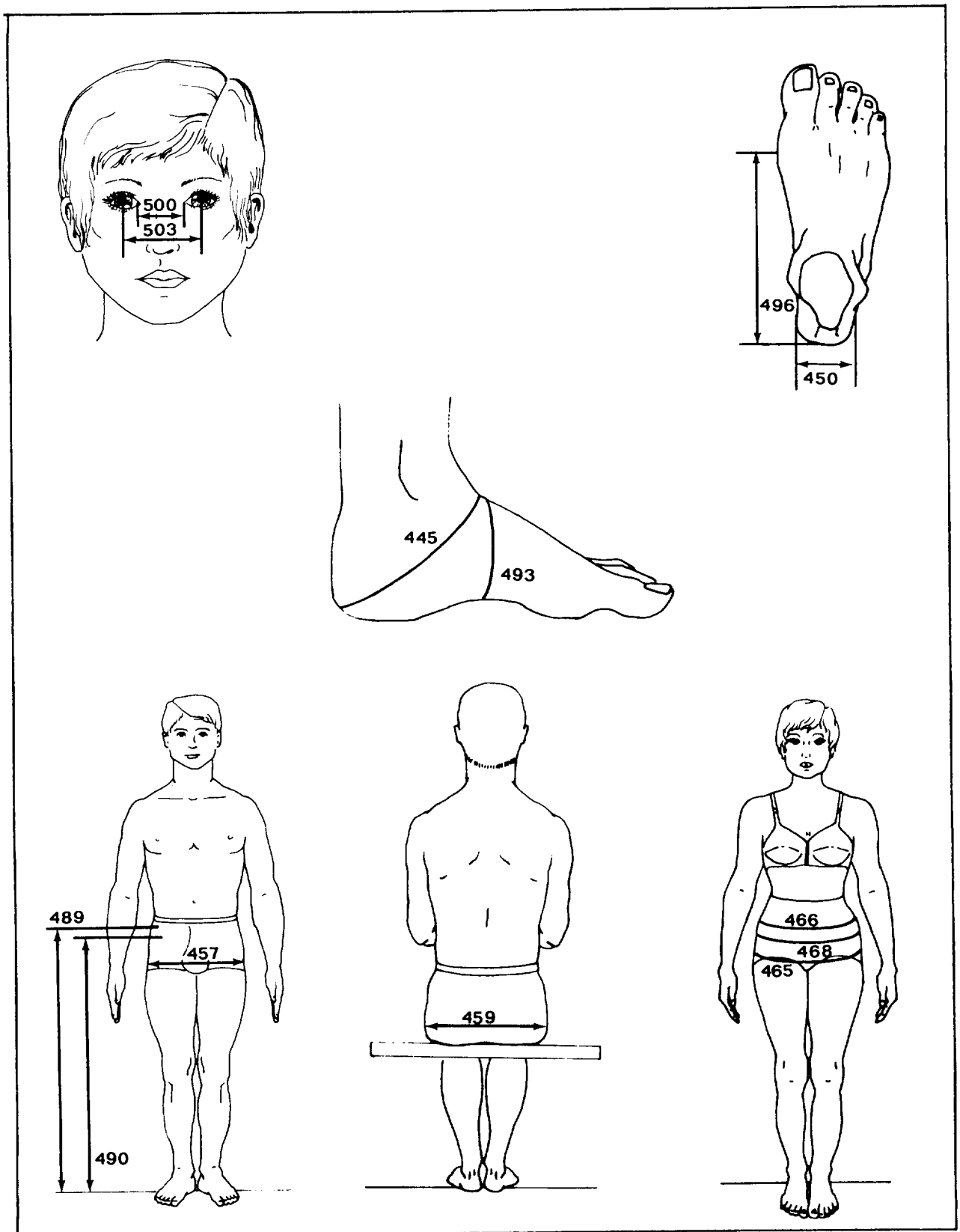
356. Foot Breadth (Ball-of-Foot Breadth). The maximum breadth of the foot as measured at right angles to its long axis.
362. Foot Length. The length of the foot measured parallel to its long axis.
369. Forearm Circumference, Flexed. The maximum circumference of the lower arm bent, the upper arm horizontal, and the fist clenched.
370. Forearm Circumference, Relaxed. The maximum circumference of the lower arm.
378. Forearm-Forearm Breadth. The distance across the tissue mass of the forearms measured with the elbows flexed and resting lightly against the body.
381. Forearm-Hand Length. The distance from the tip of the elbow to the tip of the longest finger.
386. Functional Leg Length. The distance from the back at waist level to the heel, measured along the long axis of the leg with the subject sitting erect on the edge of a chair, his leg extended forward with his knee straightened.
389. Glabella to Top of Head. The distance from the most anterior point of the forehead between the brow ridges to the level of the top of the head.
391. Glabella to Wall. The distance from the most anterior point of the forehead between the brow ridges to wall.



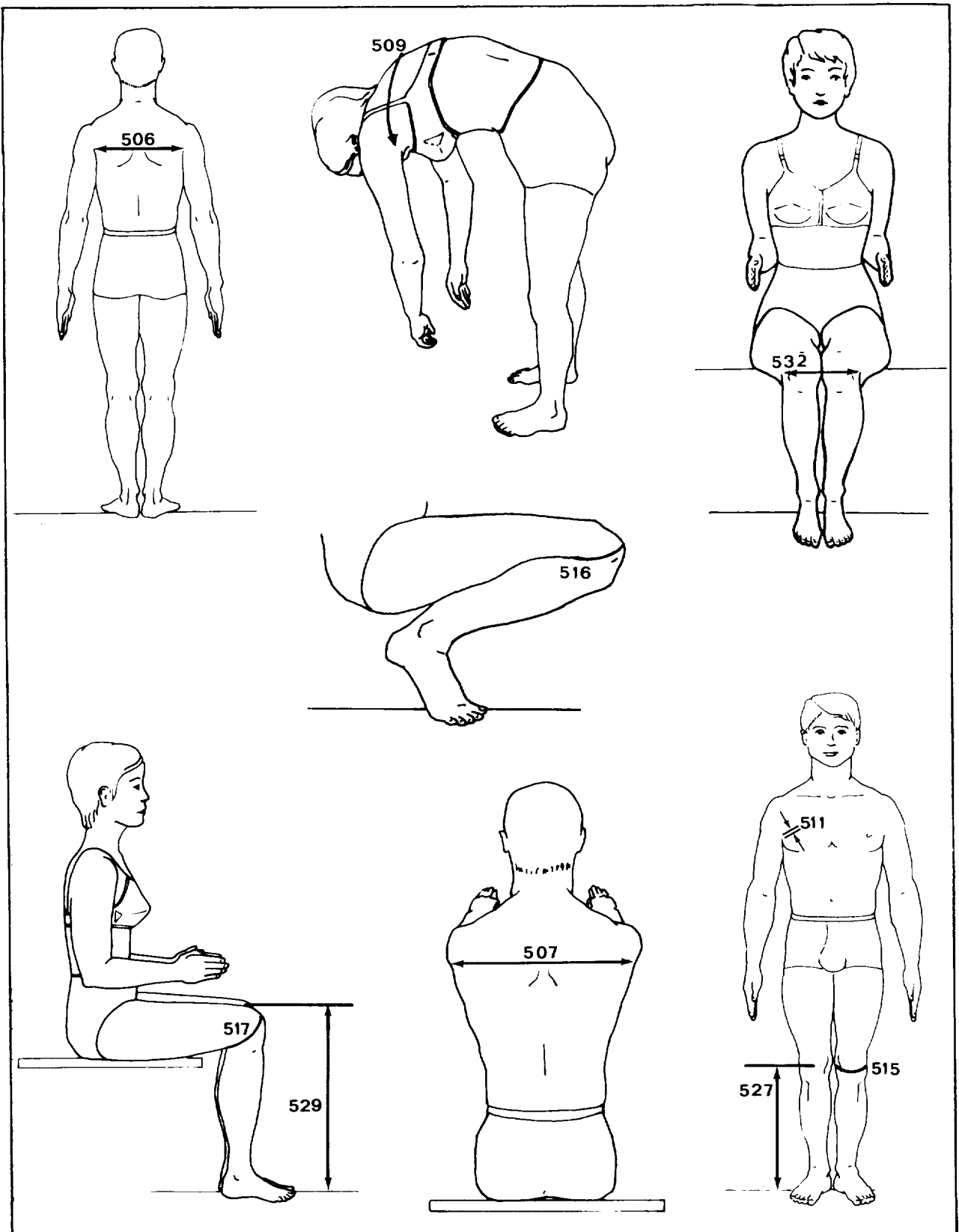
395. Gluteal Arc. The surface distance over the buttock from the gluteal furrow to waist level.
398. Gluteal Furrow Height. The height of the furrow where the gluteal curve intersects the back of the thigh.
402. Grip Diameter, Inside. The diameter of the widest level of a cone which the subject can grasp with his thumb and middle finger touching.
404. Grip Diameter, Outside. The distance between the joint of the 1st and 2nd phalanges of the thumb and the knuckle of the middle finger measured with the hand held as for grip diameter, inside.
407. Grip Strength. Strength as measured on a Smedley dynamometer. (Not pictured)
409. Halfway-to-Hip Circumference. The circumference of the torso at a level halfway between waist level and the level of the trochanters.
411. Hand Breadth. The breadth of the hand as measured across the distal ends of the metacarpal bones.
413. Hand Breadth Across Thumb. The breadth of the hand measured at the level of the distal end of the first metacarpale of the thumb.
416. Hand Circumference. The circumference of the hand measured around its knuckles.
417. Hand Circumference Including Thumb. The circumference of the hand measured in a plane at right angles to the long axis of the hand, with the tape passing over the proximal joint of the thumb.
420. Hand Length. The distance from the base of the hand to the top of the middle finger measured along the long axis of the hand.
423. Hand Thickness (Thickness at Metacarpale III). The thickness of the metacarpal-phalangeal joint of the middle finger.
427. Head Breadth. The maximum breadth of the head.
430. Head Circumference. The maximum circumference of the head measured with the tape passing above, but not including, the brow ridges.
433. Head Diagonal from Inion to Pronasale. The transverse distance from the tip of the nose to inion.
437. Head Diagonal-Maximum from Menton to Occiput. The maximum transverse distance from the tip of the chin to the back of the head.
438. Head Diagonal-Maximum from Nuchale. The maximum transverse distance from the lowest point palpable at the base of the skull to the tip of the nose.
441. Head Length. The maximum length of the head as measured from glabella to the back of the head.



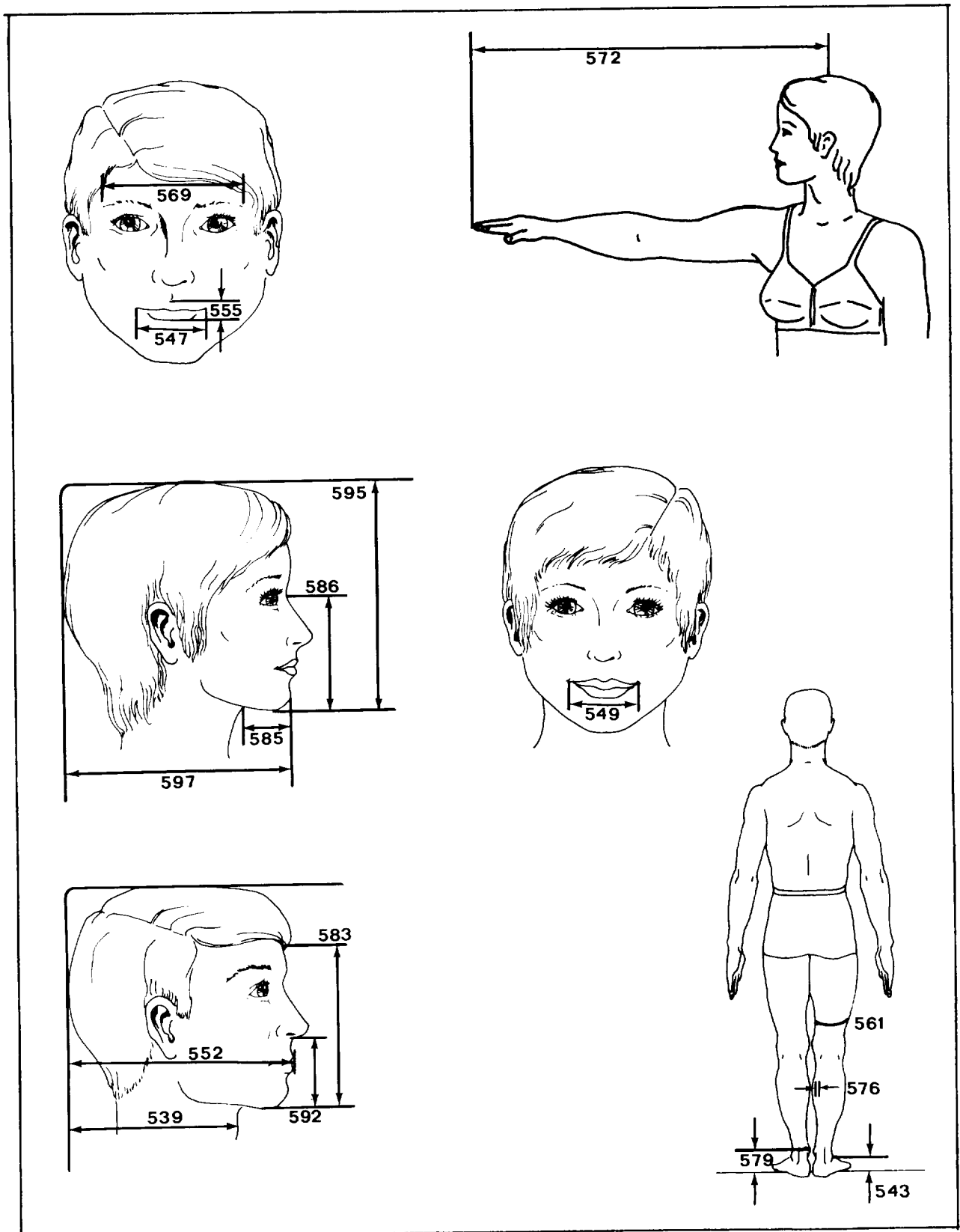
- 445. Heel-Ankle Circumference. The distance measured around the foot with the tape passing under the tip of the heel and over the instep at the junction of the foot and leg.
- 450. Heel Breadth. The maximum breadth of the heel as measured behind the projections of the ankle bones.
- 457. Hip Breadth. The maximum breadth of the lower torso.
- 459. Hip Breadth, Sitting. The breadth of the body as measured across the widest portion of the hips.
- 461. Hip Breadth, Over Foundation Garment. Measurement #457 repeated with the subject wearing a foundation garment. (Not pictured)
- 465. Hip Circumference at Trochanterion. The circumference of the torso measured at the level of the trochanterions.
- 466. Hip Circumference 7" Below Waist Level. The circumference of the lower torso measured at a level 7" below waist level.
- 468. Hip Circumference 9" Below Waist Level. The circumference of the lower torso measured at a level 9" below waist level.
- 470. Hip Circumference 7" Below Waist Level, Over Foundation Garment. The circumference of the lower torso at a level of 7" below waist level measured with the subject wearing a foundation garment. (Not pictured)
- 472. Hip Circumference 9" Below Waist Level, Over Foundation Garment. The circumference of the lower torso at a level 9" below waist level measurement with the subject wearing a foundation garment. (Not pictured)
- 489. Iliocristale Height. The height of the top of the ilium in the mid-axillary plane.
- 490. Iliospinale Height. The height of iliospinale.
- 493. Instep Circumference. The vertical circumference of the instep measured with the tape passing under the foot and over the junction of the leg and foot.
- 496. Instep Length. The distance from the plane of the heel to the point of maximum medial protuberance of the foot.
- 500. Interocular Breadth. The distance between the inner corners of the eyes.
- 503. Interpupillary Breadth. The distance between the centers of the pupils.



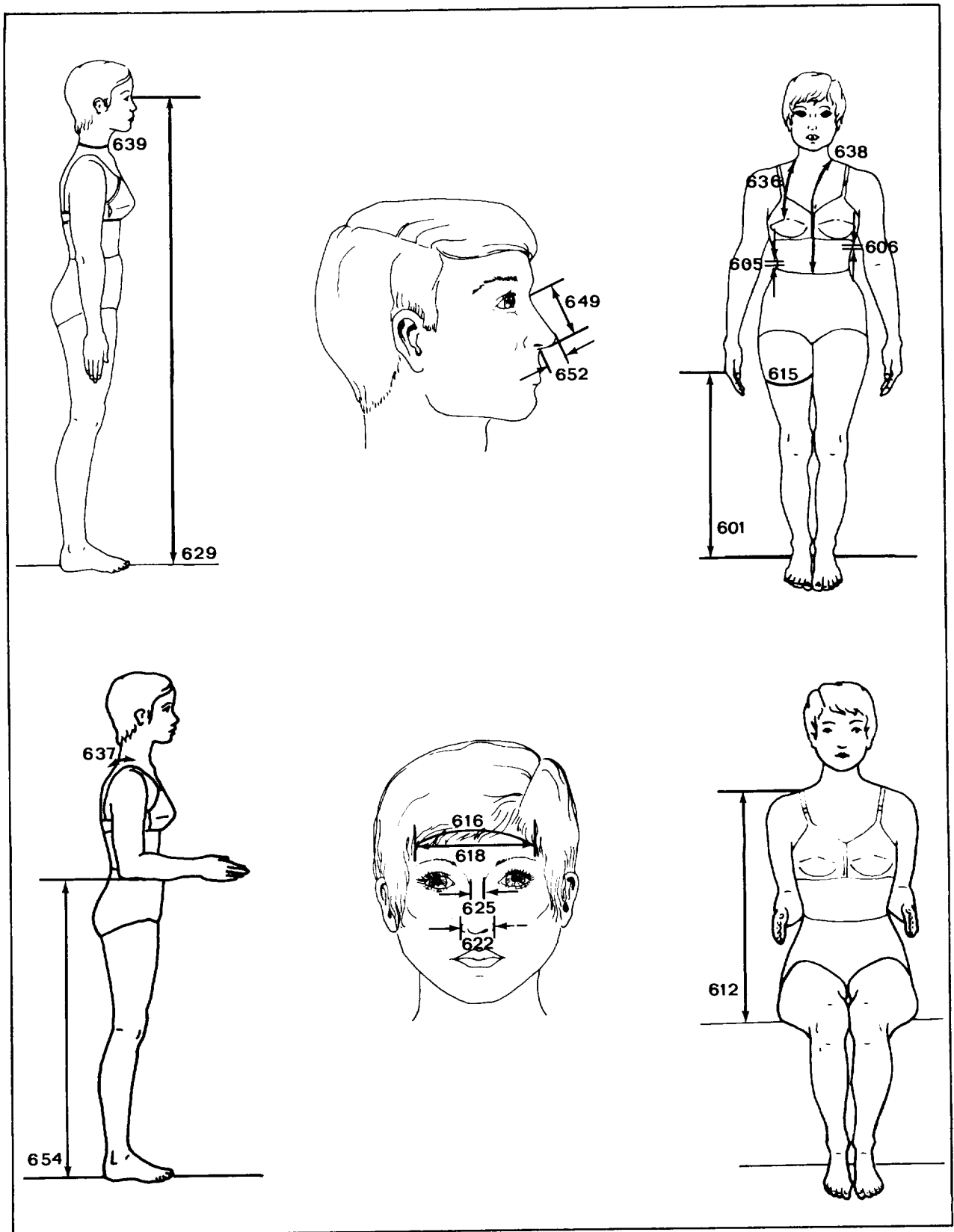
506. Interscye. The tape distance across the back between the posterior axillary folds at the lower level of the armpits.
507. Interscye, Maximum. The tape distance across the back between the scye points measured with the subject sitting erect with his arms extended forward and horizontal.
508. Interscye, II. The tape distance across the back between the posterior axillary folds at the lower level of the armpits measured with the subject sitting with his hands on his knees. (Not pictured)
509. Interscye, Maximum, II. The tape distance across the back between the scye points measured with the subject standing, torso bent forward from the waist at an angle of about 90° and arms hanging relaxed.
511. Juxta Nipple Skinfold. The thickness of a skinfold picked up just superior to the nipple and parallel to the lateral margin of the pectoral muscle.
515. Knee Circumference. The circumference of the knee measured at the level of the midpoint of the patella.
516. Knee Circumference, Fully Bent. The distance around the maximum knee prominence and through the crease behind the knee, measured with the subject in a squatting position with the knee fully flexed.
517. Knee Circumference, Sitting. The maximum circumference of the right knee as measured with a tape passing over the popliteal area and brought up at 45° over the knee.
527. Knee Height. The height of the midpoint of the kneecap.
529. Knee Height, Sitting. The height, from the footrest surface, of the musculature just above the knee.
532. Knee-to-Knee Breadth. The maximum horizontal distance across the lateral surfaces of the knees measured with the knees gently touching.



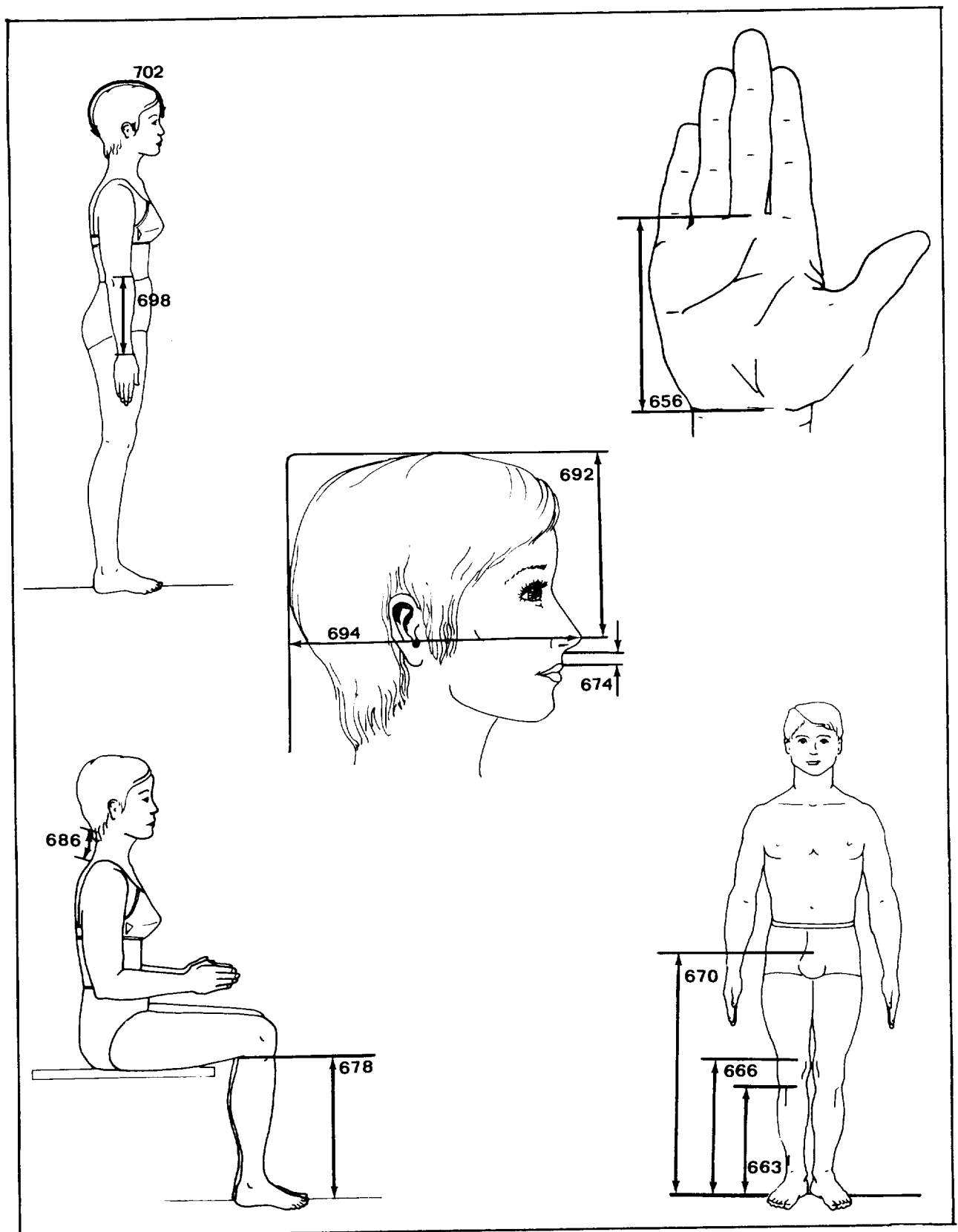
539. Larynx to Wall. The distance from the most anterior portion of the "Adam's Apple" to wall.
543. Lateral Malleolus Height. The height of the most lateral projecting point of the lateral ankle bone.
547. Lip Length. The distance between the corners of the mouth measured while the facial muscles are relaxed.
549. Lip Length, Smiling. The distance between the corners of the mouth measured while the subject smiles broadly.
552. Lip Protrusion to Wall. The distance from the most anterior point of the lips to wall.
555. Lip-to-Lip Length. The distance, in the midsagittal plane, from the lower margin of the lower lip to the upper margin of the upper lip.
561. Lower Thigh Circumference. The circumference of the leg measured just above the knee.
569. Maximum Frontal Breadth. Forehead breadth as measured between the maximum bulges of the brow ridges at about the ends of the eyebrow.
572. Maximum Reach from Wall. The distance from the wall to the tip of the middle finger measured with the subject's back and left shoulder pressed against the wall, his right shoulder thrust as far forward as possible and his arm and hand extended horizontally.
576. Medial Calf Skinfold. The thickness of a skinfold on the medial surface of the calf at the level of the maximum circumference picked up parallel to the long axis of the lower leg, measured with the knee flexed about 90 degrees.
579. Medial Malleolus Height. The height of the most medially projecting point of the medial ankle bone.
583. Menton-Crinion Length. The distance from the bottom surface of the chin to the midpoint of the hairline. Omitted on the bald and balding.
585. Menton Projection. The distance from the most forward point of the chin to the juncture of the neck and the bottom of the jaw.
586. Menton-Sellion Length. The distance from the tip of the chin to the deepest point of the nasal root depression.
592. Menton-Subnasale Length. The distance from the lower edge of the tip of the chin to the base of the nasal septum.
595. Menton to Top of Head. The distance from the lower edge of the tip of the chin to the level of the top of the head.
597. Menton to Wall. The distance from the tip of the chin to wall.



- 601. Metacarpale III Height. The height of the knuckle where the middle finger joins the palm.
- 605. Midaxillary Line at Umbilicus Level Skinfold. The thickness of a skinfold picked up at umbilicus level in the midaxillary line.
- 606. Midaxillary Line at Xiphoid Level Skinfold. The thickness of a skinfold picked up at xiphoid level in the midaxillary line.
- 612. Midshoulder Height, Sitting. The height of the point on the shoulder halfway between the neck and acromion above the sitting surface.
- 615. Midthigh Circumference. The circumference of the upper leg in a plane midway between the lowest point in the crotch and tibiale.
- 616. Minimum Frontal Arc. The minimum distance across the temporal crests between their points of maximum indentation.
- 618. Minimum Frontal Breadth. The breadth of the forehead across the lateral bony ends of the brow ridges.
- 622. Nasal Breadth. The maximum breadth of the nose.
- 625. Nasal Root Breadth. The breadth of the nasal root.
- 629. Nasal Root Height. The height of the deepest point in the nasal root depression.
- 636. Neck-Bustpoint Length. The distance from the intersection of the neck and shoulder to the tip of the bra measured with the tape held tense and not following the body contour.
- 637. Neck-Cervicale Length. The tape distance from cervicale to the superior point of the junction of the neck and shoulder.
- 638. Neck-Waist Length. The tape distance from the superior point of the junction of the neck and shoulder to waist level measured over the front of the body.
- 639. Neck Circumference. The maximum circumference of the neck, including the Adam's Apple.
- 649. Nose Length. The distance from sellion to the bottom of the nose.
- 652. Nose Protrusion. The maximum anterior protrusion of the nose.
- 654. Olecranon Height. The height of the underside of the elbow, measured with the arm flexed 90 degrees and the upper arm vertical.



- 656. Palm Length. The distance from the base of the hand to the furrow where the middle finger folds upon the palm.
- 663. Patella Bottom Height. The height of the bottom edge of the kneecap.
- 666. Patella Top Height. The height of the top edge of the kneecap.
- 670. Penale Height. The height of the upper edge of the junction of the penis with the abdomen.
- 674. Philtrum Length. The distance from the edge of the upper membranous lip to the base of the nasal septum.
- 678. Popliteal Height. The height of the underside of the upper leg above the footrest surface.
- 686. Posterior Neck Length. The surface distance from nuchale at the base of the skull to cervicale.
- 692. Pronasale to Top of Head. The distance from the tip of the nose to the level of the top of the head.
- 694. Pronasale to Wall. The distance from the tip of the nose to wall.
- 698. Radiale-Stylion Length. The distance from radiale to stylion measured parallel to the long axis of the freely hanging lower arm.
- 702. Sagittal Arc. The distance over the top of the head from glabella (between the brow ridges) to nuchale at the base of the skull.



706-

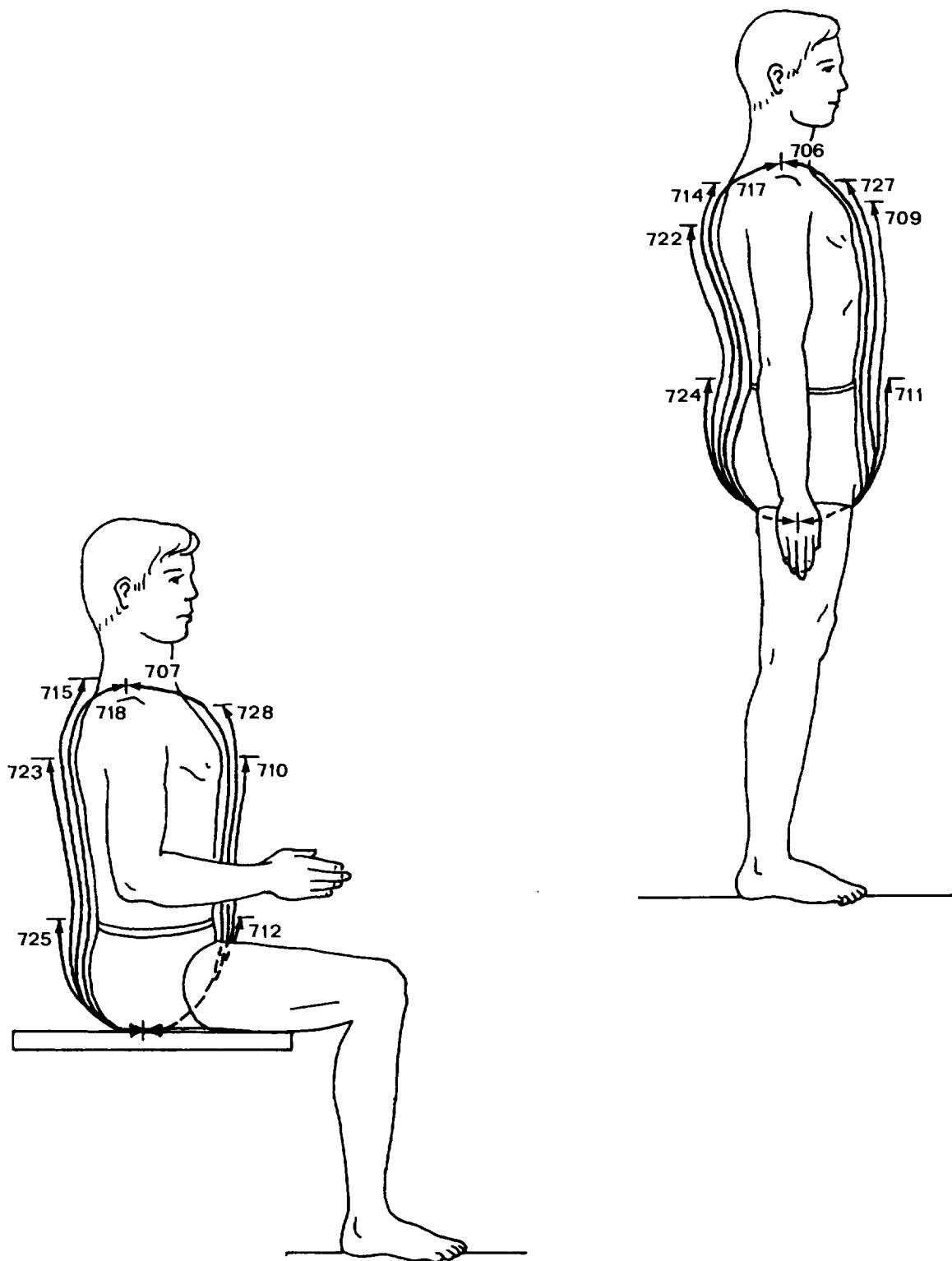
731. Scrotale-to-Measurements. Tape measurements made, both sitting and standing, over the front of the body from scrotale, the midpoint of the crotch to:

706. & 707.	Midshoulder
709. & 710.	Suprasternale
711. & 712.	Waist Level
727. & 728.	Scye Level

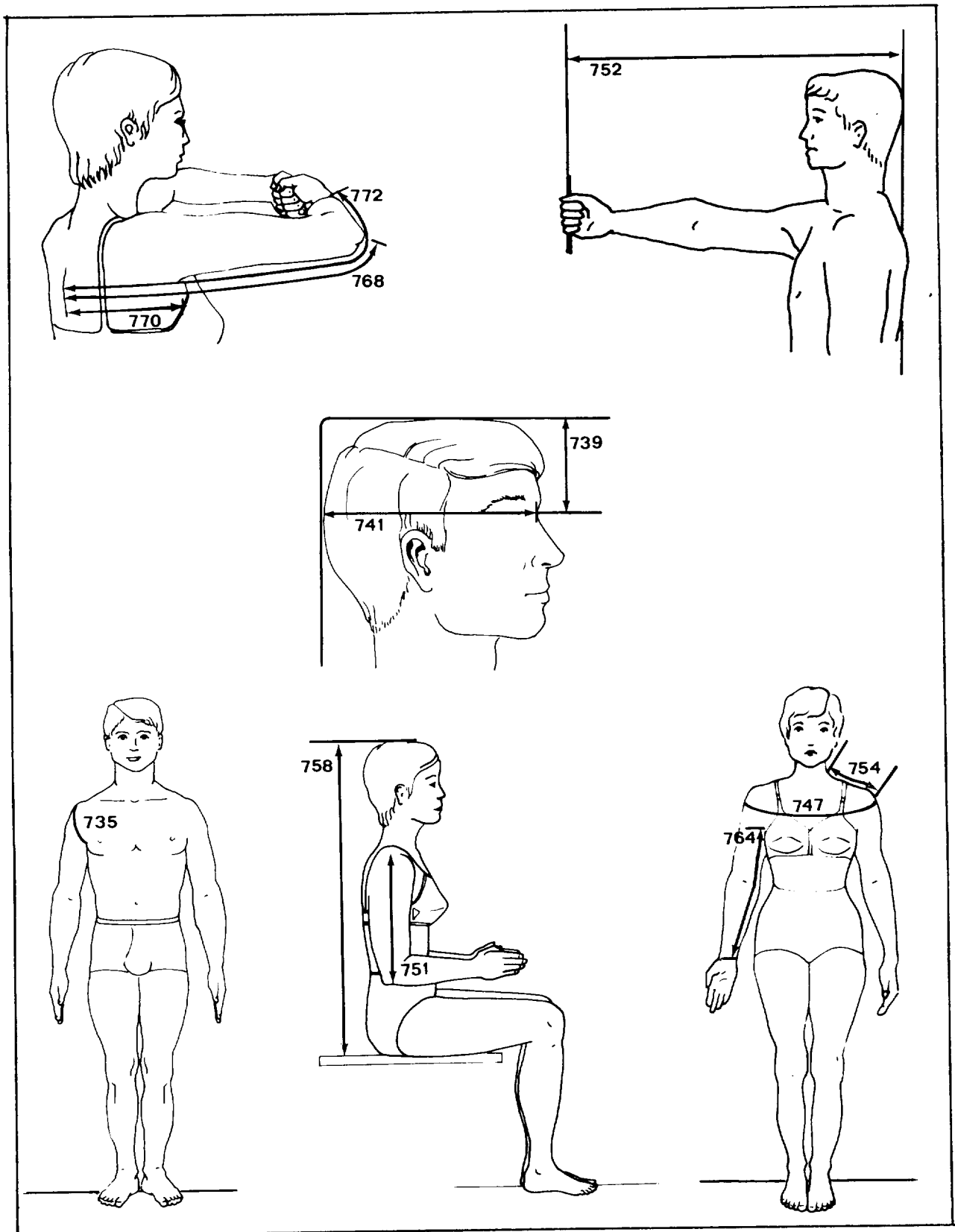
and over the back of the body from scrotale to:

714. & 715.	Cervicale
717. & 718.	Midshoulder
722. & 723.	Scye Level
724. & 725.	Waist Level

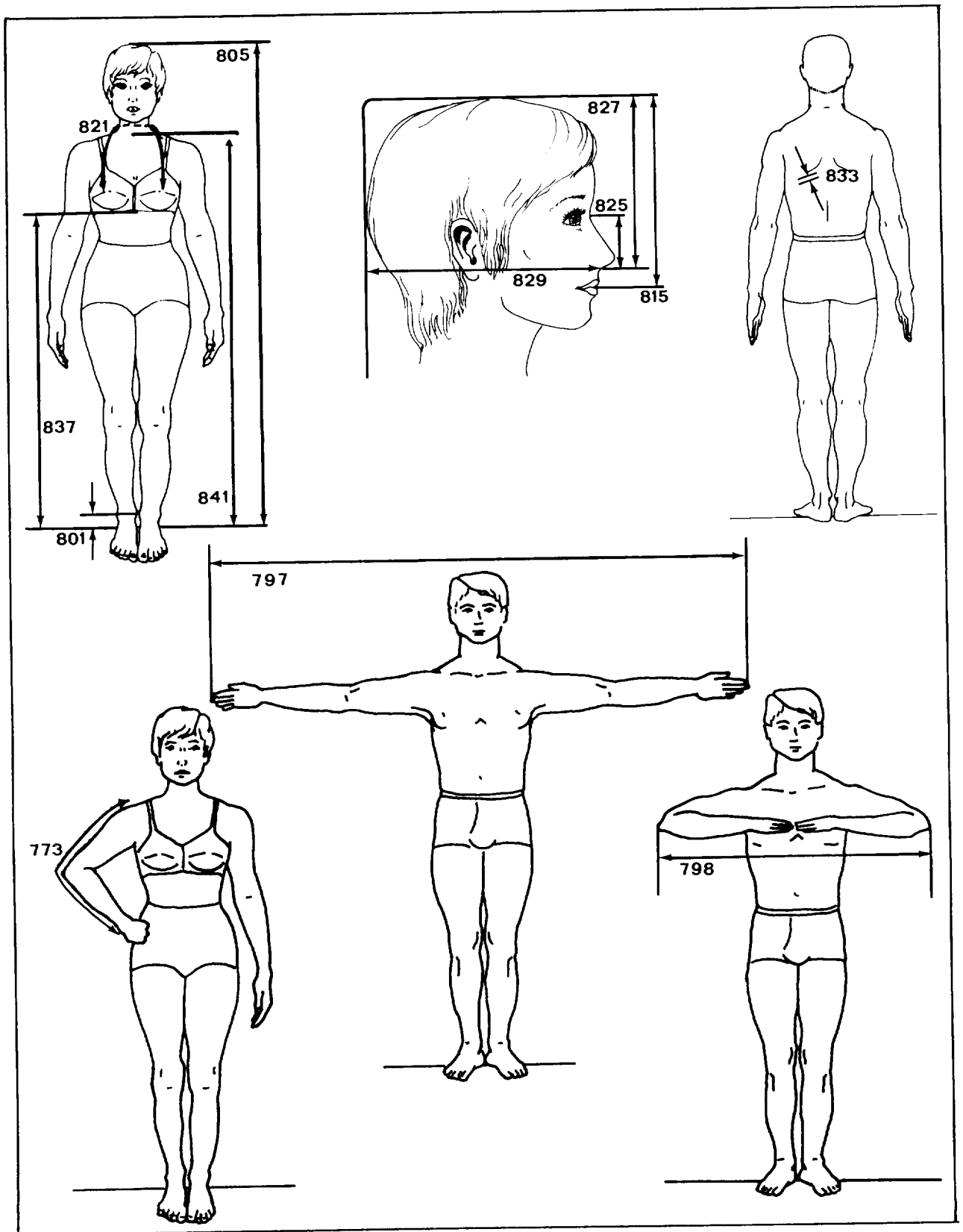
Measurements were also made with the tape passing over the buttock from scrotale to waist level and midshoulder; these are not pictured.



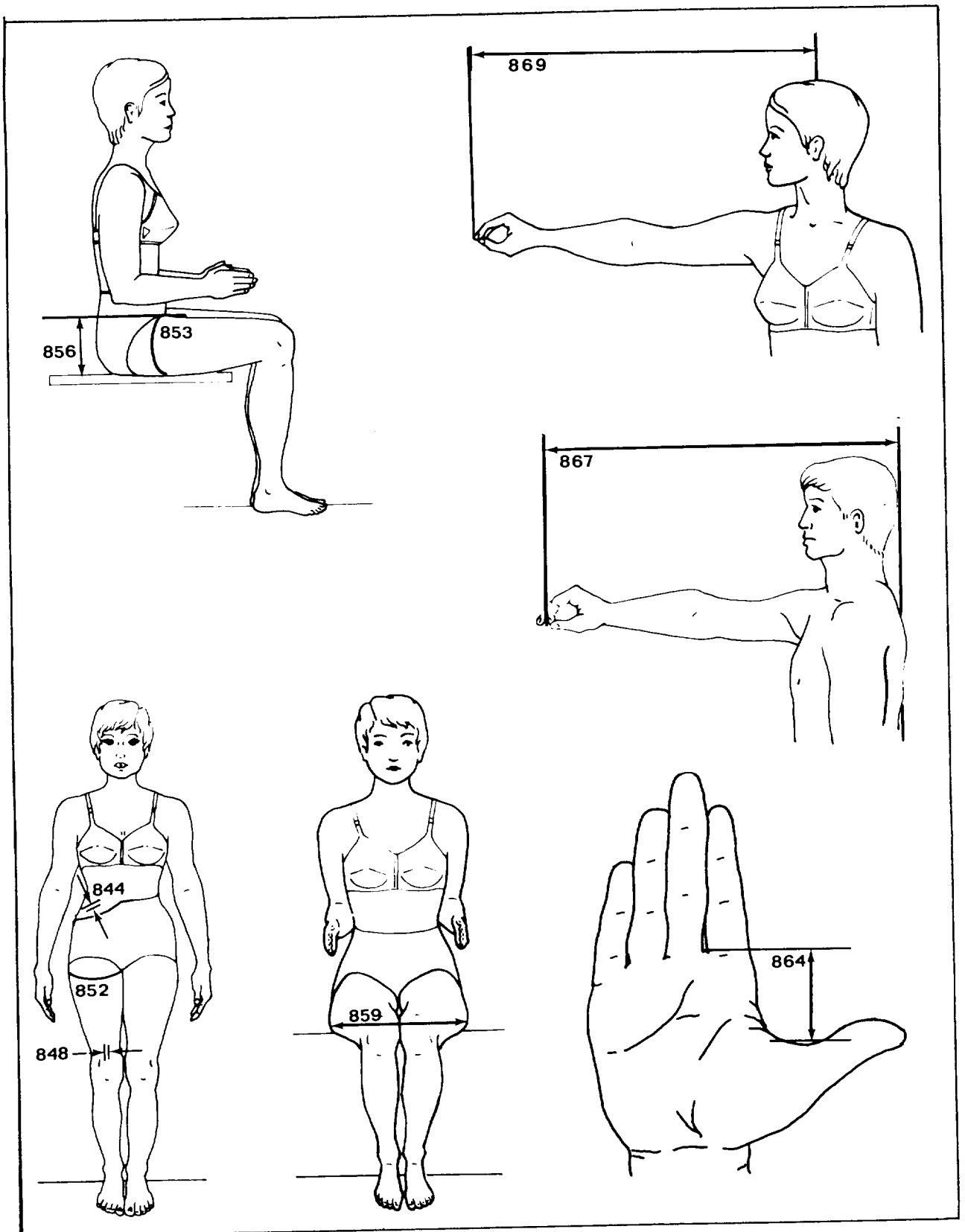
- 735. Scye Circumference. The circumference of the scye, measured in a vertical plane, as high as possible in the armpit and passing over acromion.
- 739. Sellion to Top of Head. The distance from the deepest point in the nasal root depression to the level of the top of the head.
- 741. Sellion to Wall. The distance from the deepest point in the nasal root depression to wall.
- 747. Shoulder Circumference. The circumference of the shoulders measured at the level of the greatest lateral protrusions of the deltoid muscles.
- 751. Shoulder-Elbow Length. The vertical distance from acromion to the bottom of the elbow, measured with the elbow bent 90 degrees and the lower arm held horizontal.
- 752. Shoulder-Grip Length. The horizontal distance from a pointer held in the subject's fist to a wall against which he sits, measured with the arm extended forward and horizontal.
- 754. Shoulder Length. The surface distance from acromion, at the end of the shoulder blade, to the junction of the shoulder and the neck.
- 758. Sitting Height. The height, from the sitting surface, to the top of the head.
- 760. Sitting Height, Relaxed. The height, from the sitting surface, of the head, measured with the subject sitting relaxed. (Not pictured)
- 764. Sleeve Inseam. The distance from the anterior edge of the armpit to the base of the thumb.
- 768. Sleeve Length Segment-Spine to Elbow Length. The distance from the midline of the spine to the tip of the elbow, measured with the arms positioned for sleeve length.
- 770. Sleeve Length Segment-Spine to Scye Length. The distance from the midline of the spine to scye measured with the arms positioned for sleeve length.
- 772. Sleeve Length Segment-Spine to Wrist Length. The surface distance from the midline of the spine to the ulnar styloid process measured with the arms held horizontal, the elbows bent between 60° and 90°, and the fists touching.



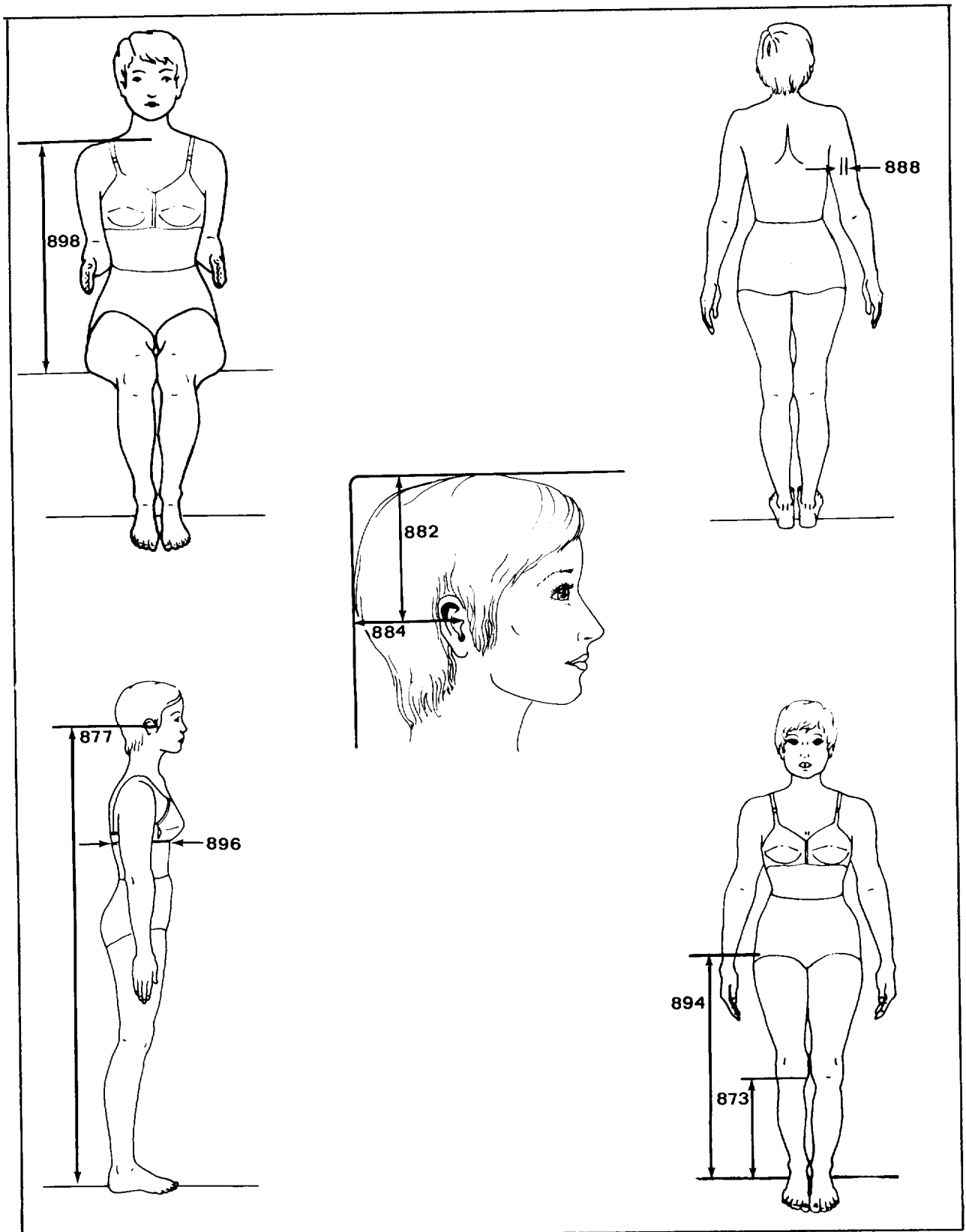
773. Sleeve Length-Posterior. The distance along the outer surface of the arm from the point on the shoulder line in the scye plane to the distal end of the ulna, measured with the subject's clenched fist placed on her hip and the tape passing over the olecranon.
797. Span. The distance between the tips of right and left middle fingers when the subject's arms are maximally extended laterally.
798. Span Akimbo. The distance between the elbow points measured with the arms flexed, held horizontally, palms down, fingers straight and together, and thumbs touching the chest.
801. Sphyirion Height. The height of sphyirion.
805. Stature. The height of the top of the head.
808. Stature as Reported. The height as given by the subject immediately prior to being measured. (Not pictured)
811. Stature, Maximum. The height of the top of the head measured when the subject has, after taking a deep breath, maximally extended himself vertically while keeping his feet flat on the floor. (Not pictured)
815. Stomion to Top of Head. The distance from the point of contact of the lips in the midsagittal plane to the level of the top of the head.
821. Strap Length. The distance from one bra tip to the other as measured with the tape passing over the back of the neck, the tape being held tense and not following the body contour.
825. Subnasale-Sellion Length. The distance from the base of the nasal septum to the deepest point of the nasal root depression.
827. Subnasale to Top of Head. The distance from the base of the nasal septum to the plane of the top of the head.
829. Subnasale to Wall. The distance from the base of the nasal septum to wall.
833. Subscapular Skinfold. The thickness of a skinfold picked up just below the inferior angle of the right scapula and parallel to the tension lines of the skin.
834. Subscapular Skinfold, II. The preceding measurement repeated on the opposite side. (Not pictured)
837. Substernale Height. The height of the midpoint of the lower edge of the breast bone.
841. Suprasternale Height. The height of the lowest point of the notch in the upper edge of the breast bone.



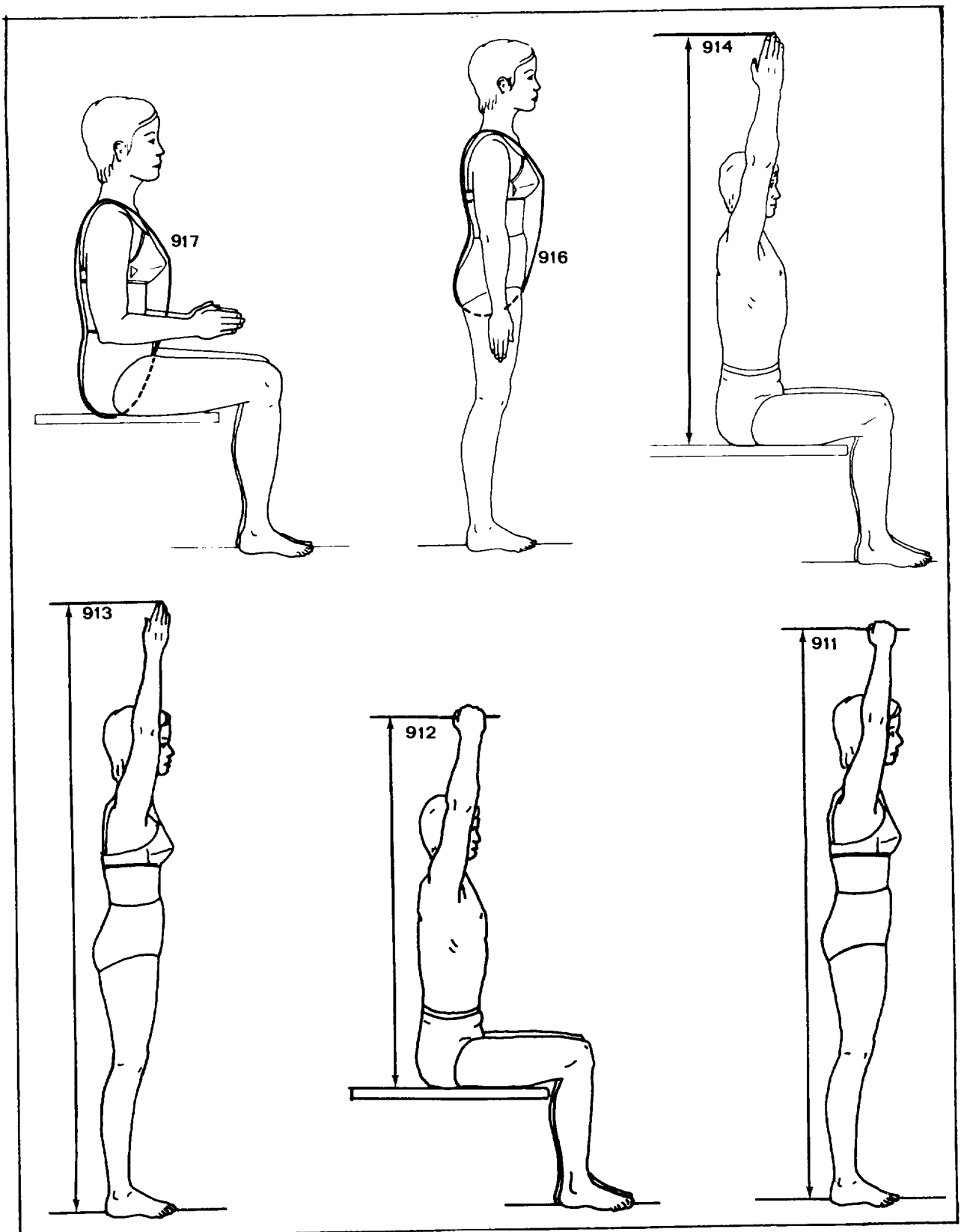
844. Suprailiac Skinfold. The thickness of a skinfold picked up in the mid-axillary line at the level of the crest of the ilium.
845. Suprailiac Skinfold, II. The preceding measurement repeated on the opposite side. (Not pictured)
848. Suprapatella Skinfold. The thickness of a skinfold picked up on the lower thigh above the patella.
852. Thigh Circumference. The circumference of the upper leg measured as high in the crotch as possible.
853. Thigh Circumference, Sitting. The circumference, in a plane perpendicular to the long axis of the upper leg, of the thigh as measured as high in the crotch as possible.
856. Thigh Clearance. The height of the highest point of the thigh above the sitting surface.
859. Thigh-Thigh Breadth, Sitting. The maximum breadth across the thighs.
860. Thigh-Thigh Breadth, Sitting, Over Foundation Garment. The previous measurement repeated with subject wearing a foundation garment. (Not pictured)
864. Thumb Crotch Length. The distance from the skinfold at the base of the thumb to the notch between the 1st and 2nd fingers, measured with calipers held parallel to the main axis of the head.
867. Thumb-Tip Reach. The distance from the wall to the tip of the thumb measured with the subject's shoulders against the wall, his arm extended forward, and his index finger touching the tip of his thumb.
869. Thumb-Tip Reach, Extended. Similar to thumb-tip reach, except that the right shoulder is extended as far as possible while keeping the left shoulder firmly against the wall.



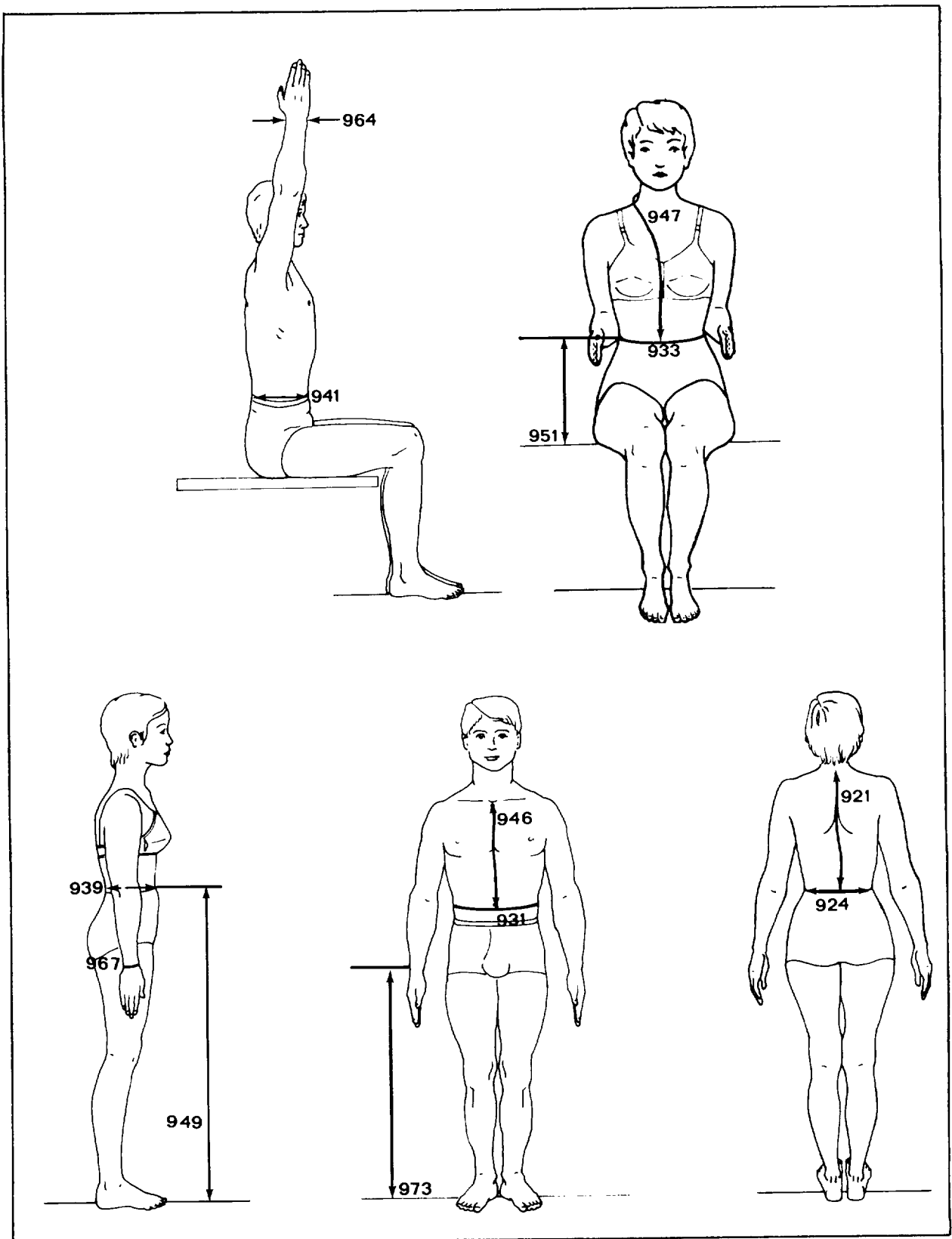
- 873. Tibiale Height. The height of the proximal medial margin of the tibia.
- 877. Tragion Height. The height of tragion.
- 882. Tragion to Top of Head. The distance from tragion to the level of the top of the head.
- 884. Tragion to Wall. The distance from tragion to wall.
- 888. Triceps Skinfold. The thickness of a skinfold on the back of the back of the arm halfway between acromion and the tip of the elbow, picked up parallel to the long axis of the upper arm.
- 890. Triceps Skinfold, II. The preceding measurement repeated on the opposite arm. (Not pictured)
- 894. Trochanteric Height. The height of trochanterion.
- 896. Trunk Depth. The depth of the chest below the bust or the abdomen, whichever is the larger.
- 898. Trunk Height. The height of suprasternale above the sitting surface.



- 911. Vertical Grip Reach. The height of a pointer held horizontal in the subject's fist when the arm is maximally extended upward.
- 912. Vertical Grip Reach, Sitting. The height above the sitting surface of a pointer held horizontal in the subject's fist when the arm is maximally extended upward.
- 913. Vertical Reach. The height of the tip of the middle finger when the arm, hand, and fingers are extended vertically.
- 914. Vertical Reach, Sitting. The height above the sitting surface of the tip of the middle finger when the arm, hand, and fingers are extended vertically.
- 916. Vertical Trunk Circumference. The circumference of the torso measured with the tape passing diagonally across the front of the body from the midpoint of the shoulder to the crotch, through the crotch, over the posterior protuberance of the buttock and along the small of the back.
- 917. Vertical Trunk Circumference, Sitting. The previous measurement repeated with the subject seated.



921. Waist Back. The surface distance, along the spine, from waist level to cervicale (the tip of the 7th cervical vertebra).
924. Waist Breadth. The breadth of the torso at waist level.
928. Waist Breadth, Over Foundation Garment. The preceding measurement repeated with the subject wearing a foundation garment. (Not pictured)
931. Waist Circumference. The circumference of the torso at waist level.
932. Waist Circumference, Over Foundation Garment. The preceding measurement repeated with the subject wearing a foundation garment. (Not pictured)
933. Waist Circumference, Sitting. The circumference of the torso at waist level.
939. Waist Depth. The depth of the torso at waist level.
941. Waist Depth, Sitting. The depth of the torso at waist level.
943. Waist Depth, Over Foundation Garment. The preceding measurement repeated with the subject wearing a foundation garment. (Not pictured)
946. Waist Front. The surface distance in the midsagittal plane from waist level to suprasternale.
947. Waist Front from Cervicale. The distance from cervicale to waist level, measured with the tape passing along the base of the neck to the neck-shoulder intersection and following the contour of the body to waist level in the midsagittal plane.
949. Waist Height. The height of waist level.
951. Waist Height, Sitting. The height from the sitting surface of the waist level.
953. Waist Height, Over Foundation Garment. Measurement #949 repeated with the subject wearing a foundation garment. (Not pictured)
957. Weight. The nude, or essentially nude, weight (except for the HEXS survey). (Not pictured)
960. Weight as Reported. Weight as reported by the subject immediately prior to being measured. (Not pictured)
964. Wrist Breadth. The distance between the radial and ulnar styloid prominences of the wrist measured with the flesh compressed.
967. Wrist Circumference. The circumference of the wrist at the level of the tip of the styloid process of the radius.
973. Wrist Height. The height of stylium.



INDEX OF DIMENSIONS

INDEX BY NAME, ANATOMICAL REGION, AND ANTHROPOMETRIC TECHNIQUE

ABDOMEN

..ABDOMINAL DEPTH, SITTING # 6
 ..ABDOMINAL EXTENSION CIRCUMFERENCE # 8
 ..ABDOMINAL EXTENSION CIRCUM., OFG # 9
 ..ABDOMINAL EXTENSION DEPTH #10
 ..ABDOMINAL EXTENSION DEPTH., OFG # 14
 ..ABDOMINAL EXTENSION HEIGHT #18
 ..ABDOMINAL EXTENSION HEIGHT, OFG # 19
 ..ABDOMINAL EXTENSION TO WALL #20
 ..HALFWAY-TO-HIP CIRCUMFERENCE #409
 ..HIP CIRCUMFERENCE 7" BELOW WAIST #466
 ..HIP CIRCUMFERENCE 9" BELOW WAIST #468
 ..HIP CIRC 7" BELOW WAIST, OFG #470
 ..HIP CIRC 9" BELOW WAIST, OFG #472
 ..PENALE HEIGHT #670

ABDOMINAL DEPTH, SITTING # 6

ABDOMINAL EXTENSION CIRCUMFERENCE # 8

ABDOMINAL EXTENSION CIRCUM., OFG # 9

ABDOMINAL EXTENSION DEPTH #10

ABDOMINAL EXTENSION DEPTH., OFG #14

ABDOMINAL EXTENSION HEIGHT #18

ABDOMINAL EXTENSION HEIGHT, OFG #19

ABDOMINAL EXTENSION TO WALL #20

ACROMIAL HEIGHT #23

ACROMIAL HEIGHT, SITTING #25

ACROMION

..ACROMIAL HEIGHT #23
 ..ACROMIAL HEIGHT, SITTING #25
 ..ACROMION TO BICEPS CIRCUMF.-LEVEL #30
 ..ACROMION TO DACTYLION LENGTH #32
 ..ACROMION-RADIALE LENGTH #39
 ..BIACROMIAL BREADTH #103
 ..DELTOID ARC #269
 ..SHOULDER-ELBOW LENGTH #751
 ..SHOULDER LENGTH #754
 ..SLEEVE LENGTH-POSTERIOR #773

ACROMION TO BICEPS CIRCUMF.-LEVEL #30

ACROMION TO DACTYLION LENGTH #32

ACROMION-RADIALE LENGTH #39

AGE #48

ANKLE

..ANKLE CIRCUMFERENCE #58
 ..ANKLE HEIGHT #64
 ..BIMALLEOLAR BREADTH #134
 ..HEEL-ANKLE CIRCUMFERENCE #445
 ..LATERAL MALLEOLUS HEIGHT #543
 ..MEDIAL MALLEOLUS HEIGHT #579
 ..SPHYRION HEIGHT #801

ANKLE CIRCUMFERENCE #58

ANKLE HEIGHT #64

ANTERIOR NECK LENGTH #72

ANTERIOR WAIST LENGTH #74

ARCS

..BACK CURVATURE #93
 ..BITRAGION-CORONAL ARC #144
 ..BITRAGION-CRINION ARC #146
 ..BITRAGION-INION ARC #148
 ..BITRAGION-MENTON ARC #150
 ..BITRAGION-MINIMUM FRONTAL ARC #152
 ..BITRAGION-POSTERIOR ARC #154
 ..BITRAGION-SUBMANDIBULAR ARC #156
 ..BITRAGION-SUBNASALE ARC #158
 ..DELTOID ARC #269
 ..GLUTEAL ARC #395
 ..INTERSCYE #506
 ..INTERSCYE, MAXIMUM #507
 ..INTERSCYE, II #508
 ..INTERSCYE, MAXIMUM, II #509
 ..SAGITTAL ARC #702

ARM

..ACROMION TO BICEPS CIRCUMF.-LEVEL #30
 ..ACROMION TO DACTYLION LENGTH #32
 ..ACROMION-RADIALE LENGTH #39
 ..ARM REACH FROM WALL #80
 ..AXILLARY ARM CIRCUMFERENCE #89
 ..BICEPS CIRCUMFERENCE, FLEXED #111
 ..BICEPS CIRCUMFERENCE, FLEXED, II #112
 ..BICEPS CIRCUMFERENCE, RELAXED #113
 ..BICEPS CIRCUMFERENCE, RELAXED, II #114
 ..DELTOID ARC #269
 ..ELBOW BREADTH #293
 ..ELBOW BREADTH, II #297
 ..ELBOW CIRCUMFERENCE, FLEXED #300
 ..ELBOW CIRCUMFERENCE, FULLY BENT #301
 ..ELBOW CIRCUMFERENCE, RELAXED #303
 ..ELBOW HEIGHT #309
 ..ELBOW REST HEIGHT #312
 ..ELBOW-ELBOW BREADTH #318
 ..ELBOW-GRIP LENGTH #322

INDEX BY NAME, ANATOMICAL REGION, AND ANTHROPOMETRIC TECHNIQUE

ARM..CONTINUED

..ELBOW-WRIST LENGTH #324
 ..FOREARM CIRCUMFERENCE, FLEXED #369
 ..FOREARM-FOREARM BREADTH #378
 ..FOREARM-HAND LENGTH #381
 ..MAXIMUM REACH FROM WALL #572
 ..OLECRANON HEIGHT #654
 ..RADIAL-3-STYLION LENGTH #698
 ..SCYE CIRCUMFERENCE #735
 ..SHOULDER-GRIP LENGTH #752
 ..SLEEVE INSEAM #764
 ..SLEEVE LENGTH (SPINE-WRIST) #772
 ..SLEEVE LENGTH-POSTERIOR #773
 ..SPAN #797
 ..SPAN AKIMBO #798
 ..THUMB-TIP REACH #867
 ..THUMB-TIP REACH, EXTENDED #869
 ..TRICEPS SKINFOLD #868
 ..TRICEPS SKINFOLD, II #890
 ..VERTICAL GRIP REACH #911
 ..VERTICAL GRIP REACH, SITTING #912
 ..VERTICAL REACH #913
 ..VERTICAL REACH, SITTING #914
 ..WRIST CIRCUMFERENCE #967
 ..WRIST HEIGHT #973

ARM REACH FROM WALL #80

ARMSCYE--SEE SCYE

ARMSCYE CIRCUMFERENCE
 -SEE SCYE CIRCUMFERENCE #735

AXILLA

..AXILLA HEIGHT #90
 ..AXILLARY ARM CIRCUMFERENCE #89
 ..AXILLA TO WAIST LENGTH #891
 ..SCYE CIRCUMFERENCE #735
 ..SLEEVE INSEAM #764

AXILLARY ARM CIRCUMFERENCE #89

AXILLA HEIGHT #90

AXILLA TO WAIST LENGTH #91

BACK CURVATURE #93

BACK OF THE HEAD

..BITRAGION-INION ARC #148
 ..BITRAGION-POSTERIOR ARC #154
 ..CHIN PROMINENCE TO WALL #245
 ..ECTOCANTHUS TO WALL #291
 ..GLABELLA TO WALL #391
 ..HEAD DIAGONAL-INION TO PRONASALE #433

..HEAD DIAGONAL-MENTON TO OCCIPUT #437
 ..HEAD DIAGONAL-MAXIMUM TO NUCHALE #438
 ..HEAD LENGTH #441
 ..LARYNX TO WALL #539
 ..LIP PROTRUSION TO WALL #552
 ..MENTON TO WALL #597
 ..PRONASALE TO WALL #694
 ..SAGITTAL ARC #702
 ..SELLION TO WALL #741
 ..TRAGION TO WALL #984

BACK OF THE TORSO

..BACK CURVATURE #93
 ..BUTTOCK HEIGHT #188
 ..CERVICALE HEIGHT #219
 ..CERVICALE HEIGHT, SITTING #220
 ..GLUTEAL ARC #395
 ..GLUTEAL FURROW HEIGHT #398
 ..INTERSCYE #506
 ..INTERSCYE, MAXIMUM #507
 ..INTERSCYE, II #508
 ..INTERSCYE, MAXIMUM, II #509
 ..SCROTAL TO CERVICALE LENGTH #714
 ..SCROTAL TO CERVICALE LENGTH, SIT #715
 ..SCROTAL-MIDSHOULDER OVER BUTTOCK #717
 ..SCROTAL-MIDSHOULDER/BUTTOCK, SIT #718
 ..SCROTAL-MIDSHOULDER/POSTERIOR #719
 ..SCROTAL-MIDSHOULDER/POST'R, SIT #720
 ..SCROTAL-POSTERIOR SCYE LVL, SIT #723
 ..SCROTAL-POSTERIOR WAIST LEVEL #724
 ..SCROTAL-POSTERIOR WAIST LVL, SIT #725
 ..SUBSCAPULAR SKINFOLD #833
 ..SUBSCAPULAR SKINFOLD, II #834
 ..TRUNK HEIGHT #898
 ..WAIST BACK #921

BALL OF FOOT

..BALL-OF-FOOT CIRCUMFERENCE #97
 ..FOOT BREADTH #356
 ..INSTEP LENGTH #496

BALL-OF-FOOT BREADTH
 -SEE FOOT BREADTH #356

BALL-OF-FOOT CIRCUMFERENCE #97

BALL-OF-FOOT LENGTH
 -SEE INSTEP LENGTH #496

BIACROMIAL BREADTH #103

BIAURICULAR BREADTH #107

BICEPS

..ACROMION TO BICEPS CIRCUMF.-LEVEL #30

INDEX BY NAME, ANATOMICAL REGION, AND ANTHROPOMETRIC TECHNIQUE

- BICEPS CONTINUED
- ..BICEPS CIRCUMFERENCE, FLEXED #111
 - ..BICEPS CIRCUMFERENCE, FLEXED, II #112
 - ..BICEPS CIRCUMFERENCE, RELAXED #113
 - ..BICEPS CIRCUMFERENCE, RELAXED, II #114
- BICEPS CIRCUMFERENCE, (EXTENDED)
- SEE BICEPS CIRC., RELAXED #113 & #114
- BICEPS CIRCUMFERENCE, FLEXED #111
- BICEPS CIRCUMFERENCE, FLEXED, II #112
- BICEPS CIRCUMFERENCE, RELAXED #113
- BICEPS CIRCUMFERENCE, RELAXED, II #114
- BIDELTOID BREADTH #122
- BIGONIAL BREADTH #126
- BIILIAC BREADTH
- SEE BIILIOCRISTALE BREADTH #130
- BIILIOCRISTALE BREADTH #130
- BIMALLEOLAR BREADTH #134
- BIOOCULAR BREADTH #138
- BISPINOUS BREADTH #140
- BITRAGION BREADTH #142
- BITRAGION-CORONAL ARC #144
- BITRAGION-CHINION ARC #146
- BITRAGION-INION ARC #148
- BITRAGION-MENTON ARC #150
- BITRAGION-MINIMUM FRONTAL ARC #152
- BITRAGION-POSTERIOR ARC #154
- BITRAGION-SUBMANDIBULAR ARC #156
- BITRAGION-SUBNASAL ARC #158
- BITROCHANTERIC BREADTH #161
- BITROCHANTERIC/BONE
- SEE BITROCHANTERIC BREADTH #161
- BIZYGOMATIC BREADTH #165
- BREADTHS
- ..BIACROMIAL BREADTH #103
 - ..BIACRICULAR BREADTH #107
 - ..BIDELTOID BREADTH #122
 - ..BIGONIAL BREADTH #126
 - ..BIILIOCRISTALE BREADTH #130
 - ..BIMALLEOLAR BREADTH #134
 - ..BIOOCULAR BREADTH #138
 - ..BISPINOUS BREADTH #140
 - ..BITRAGION BREADTH #142
 - ..BITROCHANTERIC BREADTH #161
 - ..BIZYGOMATIC BREADTH #165
 - ..BUSTPOINT-BUSTPOINT BREADTH #172
 - ..CHEST BREADTH #223
 - ..CHEST BREADTH (BONE) #227
 - ..EAR BREADTH #277
 - ..ELBOW BREADTH #293
 - ..ELBOW BREADTH, II #297
 - ..ELBOW-ELBOW BREADTH #318
 - ..FEMORAL BREADTH #334
 - ..FEMORAL BREADTH, II #336
 - ..FOOT BREADTH #356
 - ..FOREARM-FOREARM BREADTH #378
 - ..HAND BREADTH #411
 - ..HAND BREADTH ACROSS THUMB #413
 - ..HEAD BREADTH #427
 - ..HEEL BREADTH #450
 - ..HIP BREADTH #457
 - ..HIP BREADTH, OFG #461
 - ..HIP BREADTH, SITTING #459
 - ..INTEROCULAR BREADTH #500
 - ..INTERPUPILLARY BREADTH #503
 - ..KNEE-TO-KNEE BREADTH #532
 - ..MAXIMUM FRONTAL BREADTH #569
 - ..MINIMUM FRONTAL BREADTH #518
 - ..NASAL BREADTH #522
 - ..THIGH-THIGH BREADTH, SITTING, OFG #860
 - ..THIGH-THIGH BREADTH, SITTING #859
 - ..WAIST BREADTH #924
 - ..WAIST BREADTH, OFG #928
 - ..WRIST BREADTH #954
- BUST
- ..BUST DEPTH #169
 - ..BUSTPOINT-BUSTPOINT BREADTH #172
 - ..BUSTPOINT HEIGHT #174
 - ..CHEST CIRCUMFERENCE #230
 - ..CHEST CIRCUMFERENCE BELOW BUST #232
 - ..CHEST DEPTH #236
 - ..CHEST DEPTH AT SCYE #237
 - ..CHEST DEPTH BELOW BUST #238
 - ..NECK-BUSTPOINT LENGTH #636
 - ..STRAP LENGTH #821

INDEX BY NAME, ANATOMICAL REGION, AND ANTHROPOMETRIC TECHNIQUE

BUST CIRCUMFERENCE
 -SEE CHEST CIRCUMFERENCE #230
 BUST DEPTH #169
 BUSTPOINT-BUSTPOINT BREADTH #172
 BUSTPOINT HEIGHT #174
 BUTTOCKS
 ..BUTTOCK CIRCUMFERENCE #178
 ..BUTTOCK CIRCUMFERENCE, SITTING #179
 ..BUTTOCK CIRCUMFERENCE, SIT, OFG #180
 ..BUTTOCK DEPTH, OFG #185
 ..BUTTOCK DEPTH #183
 ..BUTTOCK HEIGHT #188
 ..BUTTOCK-HEEL LENGTH #191
 ..BUTTOCK-KNEE LENGTH #194
 ..BUTTOCK-POPLITEAL LENGTH #200
 ..CROTCH LENGTH #252
 ..GLUTEAL ARC #395
 ..GLUTEAL FURROW HEIGHT #398
 ..HALFWAY-TO-HIP CIRCUMFERENCE #409
 ..HIP CIRCUMFERENCE 7" BELOW WAIST #466
 ..HIP CIRCUMFERENCE 9" BELOW WAIST #468
 ..HIP CIRC 7" BELOW WAIST, OFG #470
 ..HIP CIRC 9" BELOW WAIST, OFG #472
 ..SCROTALE-MIDSHOULDER OVER BUTTOCK #717
 ..SCROTALE-MIDSHOULDER/BUTTOCK, SIT #718
 ..SCROTALE-WAIST OVER BUTTOCK #730
 ..SCROTALE-WAIST OVER BUTTOCK, SIT #731
 BUTTOCK CIRCUMFERENCE #178
 BUTTOCK CIRCUMFERENCE, SITTING #179
 BUTTOCK CIRCUMFERENCE, SIT, OFG #180
 BUTTOCK DEPTH #183
 BUTTOCK DEPTH, OFG #185
 BUTTOCK HEIGHT #188
 BUTTOCK-HEEL LENGTH #191
 BUTTOCK-KNEE LENGTH #194
 BUTTOCK-LEG LENGTH
 -SEE BUTTOCK-HEEL LENGTH #191
 BUTTOCK-POPLITEAL LENGTH #200
 CALF
 ..CALF CIRCUMFERENCE #207
 ..CALF CIRCUMFERENCE, II #209
 ..CALF DEPTH #212
 ..CALF HEIGHT #215
 ..MEDIAL CALF SKINFOLD #576
 CALF CIRCUMFERENCE #207
 CALF CIRCUMFERENCE, II #209
 CALF DEPTH #212
 CALF HEIGHT #215
 CANTHUS--SEE EYES
 CANTHUS-OTOBASION
 -SEE ECTOCANTHUS TO OTOBASION #287
 CERVICALE
 ..CERVICALE HEIGHT #219
 ..CERVICALE HEIGHT, SITTING #220
 ..POSTERIOR NECK LENGTH #686
 ..SCROTALE TO CERVICALE LENGTH #714
 ..SCROTALE TO CERVICALE LENGTH, SIT #715
 ..TRUNK HEIGHT #898
 ..WAIST BACK #921
 ..WAIST FRONT FROM CERVICALE #947
 CERVICALE HEIGHT #219
 CERVICALE HEIGHT, SITTING #220
 CERVICALE-LATERAL NECK
 -SEE NECK-CERVICALE LENGTH #637
 CHEILION
 ..LIP LENGTH #547
 CHEST
 ..ANTERIOR WAIST LENGTH #74
 ..BUST DEPTH #169
 ..BUSTPOINT-BUSTPOINT BREADTH #172
 ..BUSTPOINT HEIGHT #174
 ..CHEST BREADTH #223
 ..CHEST BREADTH (BONE) #227
 ..CHEST CIRCUMFERENCE #230
 ..CHEST CIRCUMFERENCE AT SCYE #231
 ..CHEST CIRCUMFERENCE BELOW BUST #232
 ..CHEST DEPTH #236
 ..CHEST DEPTH AT SCYE #237
 ..CHEST DEPTH BELOW BUST #238
 ..CHEST HEIGHT #241
 ..JUXTANIPPLE SKINFOLD #511
 ..NECK-BUSTPOINT LENGTH #636
 ..STRAP LENGTH #821

INDEX BY NAME, ANATOMICAL REGION, AND ANTHROPOMETRIC TECHNIQUE

- CHEST CONTINUED
- ..SUBSTERNAL HEIGHT #837
 - ..SUPRASTERNAL HEIGHT #841
 - ..WAIST FRONT #946
- CHEST BREADTH #223
- CHEST BREADTH/SKIN
- SEE CHEST BREADTH #223
- CHEST BREADTH (BONE) #227
- CHEST CIRCUMFERENCE #230
- ALSO SEE CHEST CIRCUMF. AT SCYE #231
- CHEST CIRCUMFERENCE AT SCYE #231
- CHEST CIRCUMFERENCE BELOW BUST #232
- CHEST DEPTH #236
- ALSO SEE BUST DEPTH #169
 - ALSO SEE CHEST DEPTH AT SCYE #237
- CHEST DEPTH AT SCYE #237
- CHEST DEPTH BELOW BUST #238
- CHEST HEIGHT #241
- CHIN
- ..BITRAGION-MENTON ARC #150
 - ..CHIN PROMINENCE TO WALL #245
 - ..HEAD DIAGONAL-MENTON TO OCCIPUT #437
 - ..MENTON-CRINION LENGTH #583
 - ..MENTON-SELLION LENGTH #586
 - ..MENTON-SUBNASALE LENGTH #592
 - ..MENTON TO TOP OF HEAD #595
 - ..MENTON TO WALL #597
- CHIN PROMINENCE TO WALL #245
- CIRCUMFERENCES
- ..ABDOMINAL EXTENSION CIRCUMFERENCE # 8
 - ..ABDOMINAL EXTENSION CIRCUM., OFG # 9
 - ..ANKLE CIRCUMFERENCE #58
 - ..AXILLARY ARM CIRCUMFERENCE # 89
 - ..BALL-OF-FOOT CIRCUMFERENCE #97
 - ..BICEPS CIRCUMFERENCE, FLEXED #111
 - ..BICEPS CIRCUMFERENCE, FLEXED, II #112
 - ..BICEPS CIRCUMFERENCE, RELAXED #113
 - ..BICEPS CIRCUMFERENCE, RELAXED, II #114
 - ..BUTTOCK CIRCUMFERENCE #178
 - ..BUTTOCK CIRCUMFERENCE, SITTING #179
 - ..BUTTOCK CIRCUMFERENCE, SIT, OFG #180
 - ..CALF CIRCUMFERENCE #207
 - ..CALF CIRCUMFERENCE, II #209
 - ..CHEST CIRCUMFERENCE #230
 - ..CHEST CIRCUMFERENCE AT SCYE #231
 - ..CHEST CIRCUMFERENCE BELOW BUST #232
 - ..ELBOW CIRCUMFERENCE, FLEXED #300
 - ..ELBOW CIRCUMFERENCE, FULLY BENT #301
 - ..ELBOW CIRCUMFERENCE, RELAXED #303
 - ..FIST CIRCUMFERENCE #352
 - ..FOREARM CIRCUMFERENCE, FLEXED #369
 - ..FOREARM CIRCUMFERENCE, RELAXED #370
 - ..HALFWAY-TO-HIP CIRCUMFERENCE #409
 - ..HAND CIRCUMFERENCE #416
 - ..HAND CIRCUMFERENCE INCLUDING THUMB #417
 - ..HEAD CIRCUMFERENCE #430
 - ..HEEL-ANKLE CIRCUMFERENCE #445
 - ..HIP CIRCUMFERENCE AT TROCHANTERION #465
 - ..HIP CIRCUMFERENCE 7" BELOW WAIST #466
 - ..HIP CIRCUMFERENCE 9" BELOW WAIST #468
 - ..HIP CIRC 7" BELOW WAIST, OFG #470
 - ..HIP CIRC 9" BELOW WAIST, OFG #472
 - ..INSTEP CIRCUMFERENCE #493
 - ..KNEE CIRCUMFERENCE #515
 - ..KNEE CIRCUMFERENCE, FULLY BENT #516
 - ..KNEE CIRCUMFERENCE, SITTING #517
 - ..LOWER THIGH CIRCUMFERENCE #561
 - ..MIDTHIGH CIRCUMFERENCE #615
 - ..NECK CIRCUMFERENCE #639
 - ..SCYE CIRCUMFERENCE #735
 - ..SHOULDER CIRCUMFERENCE #747
 - ..THIGH CIRCUMFERENCE #852
 - ..THIGH CIRCUMFERENCE, SITTING #853
 - ..VERTICAL TRUNK CIRCUMFERENCE #916
 - ..VERTICAL TRUNK CIRCUMFERENCE, SITTING #917
 - ..WAIST CIRCUMFERENCE #931
 - ..WAIST CIRCUMFERENCE, OFG #932
 - ..WAIST CIRCUMFERENCE, SITTING #933
 - ..WRIST CIRCUMFERENCE #967
- CRINION
- ..BITRAGION-CRINION ARC #146
 - ..MENTON-CRINION LENGTH #583
- CROTCH
- ..CROTCH HEIGHT #249
 - ..CROTCH LENGTH #252
 - ..SCROTAL-ANTERIOR MIDSHOULDER #706
 - ..SCROTAL-ANTERIOR MIDSHOULDER, SIT #707
 - ..SCROTAL-ANTERIOR SCYE-LEVEL LGTH #709
 - ..SCROTAL-ANTERIOR SCYE-LEVEL, SIT #710
 - ..SCROTAL-ANTERIOR WAIST LENGTH #711
 - ..SCROTAL-ANTERIOR WAIST LGTH, SIT #712
 - ..SCROTAL TO CERVICAL LENGTH #714
 - ..SCROTAL TO CERVICAL LENGTH, SIT #715
 - ..SCROTAL-MIDSHOULDER/BUTTOCK, SIT #718
 - ..SCROTAL-MIDSHOULDER/POSTERIOR #719

INDEX BY NAME, ANATOMICAL REGION, AND ANTHROPOMETRIC TECHNIQUE

CROTCH CONTINUED

..SCROTAL-MIDSHOULDER/POST'R, SIT #720
 ..SCROTAL-MIDSHOULDER OVER BUTTOCK #717
 ..SCROTAL-POSTERIOR SCYE LEVEL #722
 ..SCROTAL-POSTERIOR SCYE LVL, SIT #723
 ..SCROTAL-POSTERIOR WAIST LEVEL #724
 ..SCROTAL-POSTERIOR WAIST LVL, SIT #725
 ..VERTICAL TRUNK CIRCUMFERENCE #916
 ..VERTICAL TRUNK CIRCUMFER, SITTING #917

CROTCH HEIGHT #249

CROTCH LENGTH #252

CURVATURE

..BACK CURVATURE #93

DACTYLION

..DACTYLION HEIGHT #265
 ..ACROMION TO DACTYLION LENGTH #32

DACTYLION HEIGHT #265

DELTOID MUSCLES

..BIDELTICID BREADTH #122
 ..DELTOIC ARC #269
 ..SHOULDER CIRCUMFERENCE #747

DELTOID ARC #269

DEPTHS

..ABDOMINAL DEPTH, SITTING # 6
 ..ABDOMINAL EXTENSION DEPTH #10
 ..ABDOMINAL EXTENSION DEPTH., OFG # 14
 ..BUTTOCK DEPTH #183
 ..BUTTOCK DEPTH, OFG #185
 ..BUST DEPTH #169
 ..CALF DEPTH #212
 ..CHEST DEPTH #236
 ..CHEST DEPTH BELOW BUST #238
 ..CHEST DEPTH AT SCYE #237
 ..THIGH CLEARANCE #856
 ..WAIST DEPTH #939
 ..WAIST DEPTH, SITTING #941
 ..WAIST DEPTH, OFG #943

DIAGONALS

..HEAD DIAGONAL-INION TO PRONASALE #433
 ..HEAD DIAGONAL-MENTON TO OCCIPUT #437
 ..HEAD DIAGONAL-MAXIMUM TO NUCHALE #438

DIAMETERS

..FINGER DIAMETER III #34
 ..GRIP DIAMETER, INSIDE #402
 ..GRIP DIAMETER, OUTSIDE #404

DORSAL HAND SKINFOLD #273

EARS

..BIAURICULAR BREADTH #107
 ..BITRAGION BREADTH #142
 ..BITRAGION-CORONAL ARC #144
 ..BITRAGION-INION ARC #148
 ..BITRAGION-MENTON ARC #150
 ..BITRAGION-POSTERIOR ARC #154
 ..BITRAGION-SUBMANDIBULAR ARC #156
 ..BITRAGION-SUBNASALE ARC #158
 ..EAR BREADTH #277
 ..EAR LENGTH #280
 ..EAR LENGTH ABOVE TRAGION #282
 ..EAR PROTRUSION #285
 ..ECTOCANTHUS TO OTOBASION #287
 ..TRAGION HEIGHT #877
 ..TRAGION TO TOP OF HEAD #882
 ..TRAGION TO WALL #884

EAR BREADTH #277

EAR LENGTH #280

EAR LENGTH ABOVE TRAGION #282

EAR PROTRUSION #285

EAR-TO-EAR BREADTH

-SEE BIAURICULAR BREADTH #107

ECTOCANTHUS

..BIOCLAR BREADTH #138
 ..ECTOCANTHUS TO OTOBASION #287
 ..ECTOCANTHUS TO TOP OF HEAD #289
 ..ECTOCANTHUS TO WALL #291

ECTOCANTHUS TO OTOBASION #287

ECTOCANTHUS TO TOP OF HEAD #289

ECTOCANTHUS TO WALL #291

ELBOWS

..ACROMION-RADIALE LENGTH #39
 ..ELBOW BREADTH #293
 ..ELBOW BREADTH, II #297
 ..ELBOW CIRCUMFERENCE, FLEXED #300
 ..ELBOW CIRCUMFERENCE, FULLY BENT #301
 ..ELBOW CIRCUMFERENCE, RELAXED #303
 ..ELBOW HEIGHT #309
 ..ELBOW REST HEIGHT #312
 ..ELBOW-ELBOW BREADTH #318
 ..ELBOW-GRIP LENGTH #322
 ..ELBOW-WRIST LENGTH #324

INDEX BY NAME, ANATOMICAL REGION, AND ANTHROPOMETRIC TECHNIQUE

ELBOWS CONTINUED
 ..FOREARM-HAND LENGTH #381
 ..OLECRANON HEIGHT #654
 ..RADIAL-STYLEN LENGTH #698
 ..SHOULDER-ELBOW LENGTH #751
 ..SLEEVE LENGTH SEGMENT/SPINE-ELBOW #768

 ELBOW BREADTH #293
 ELBOW BREADTH, II #297
 ELBOW CIRCUMFERENCE, EXTENDED
 -SEE ELBOW CIRCUMFERENCE, RELAXED #303
 ELBOW CIRCUMFERENCE, FLEXED #300
 ELBOW CIRCUMFERENCE, FULLY BENT #301
 ELBOW CIRCUMFERENCE, RELAXED #303
 ELBOW-FINGER TIP LENGTH
 -SEE FOREARM-HAND LENGTH #381
 ELBOW HEIGHT #309
 ELBOW REST HEIGHT #312
 ELBOW-ELBOW BREADTH #318
 ELBOW-GRIP LENGTH #322
 ELBOW-WRIST LENGTH #324
 EXTERNAL CANTHUS TO VERTEX
 -SEE ECTOCANTHUS TO TOP OF HEAD #289
 EXTERNAL CANTHUS TO WALL
 -SEE ECTOCANTHUS TO WALL #291
 EYES
 ..BIOCULAR BREADTH #138
 ..ECTOCANTHUS TO OTORASION #287
 ..ECTOCANTHUS TO TOP OF HEAD #289
 ..ECTOCANTHUS TO WALL #291
 ..EYE HEIGHT #328
 ..EYE HEIGHT, SITTING #330
 ..INTEROCULAR BREADTH #500
 ..INTERPUILLARY BREADTH #503

 EYE HEIGHT #328
 EYE HEIGHT, SITTING #330
 FACE--SEE HEAD AND FACE

 FACE BREADTH
 -SEE BIZYGOMATIC BREADTH #165
 FACE LENGTH
 -SEE MENTON-SELLION LENGTH #586
 FEET
 ..BALL-OF-FOOT CIRCUMFERENCE #97
 ..FOOT BREADTH #356
 ..FOOT LENGTH #362
 ..HEEL-ANKLE CIRCUMFERENCE #445
 ..HEEL BREADTH #450
 ..INSTEP CIRCUMFERENCE #493
 ..INSTEP LENGTH #496
 FEMORAL BREADTH #334
 FEMORAL BREADTH, II #336
 FIBULAR HEIGHT #340
 FINGER DIAMETER III #344
 FINGER II-CROTCH LENGTH #345

 FINGERS
 ..ACROMION TO DACTYLION LENGTH #32
 ..ARM REACH FROM WALL #80
 ..DACTYLION HEIGHT #265
 ..ELBOW-GRIP LENGTH #322
 ..FINGER DIAMETER III #344
 ..FINGER II-CROTCH LENGTH #345
 ..FIRST PHALANX III LENGTH #348
 ..FIST CIRCUMFERENCE #352
 ..FOREARM-HAND LENGTH #381
 ..GRIP DIAMETER, INSIDE #402
 ..GRIP DIAMETER, OUTSIDE #404
 ..HAND LENGTH #420
 ..MAXIMUM REACH FROM WALL #572
 ..THUMB CROTCH LENGTH #864
 ..THUMB-TIP REACH #867
 ..THUMB-TIP REACH, EXTENDED #869
 FIRST PHALANX III LENGTH #348

 FIST
 ..FIST CIRCUMFERENCE #352
 FIST CIRCUMFERENCE #352
 FOOT BREADTH #356
 FOOT LENGTH #362

INDEX BY NAME, ANATOMICAL REGION, AND ANTHROPOMETRIC TECHNIQUE

FOREARM
 ..FOREARM CIRCUMFERENCE, FLEXED #369
 ..FOREARM CIRCUMFERENCE, RELAXED #370
 ..FOREARM-FOREARM BREADTH #378
 ..FOREARM-HAND LENGTH #381
 ..RADIAL-STYLION LENGTH #698
 ..WRIST CIRCUMFERENCE #967

 FOREARM CIRCUMFERENCE, EXTENDED
 -SEE FOREARM CIRCUMFERENCE, RELAXED #370

 FOREARM CIRCUMFERENCE, FLEXED #369

 FOREARM CIRCUMFERENCE, RELAXED #370

 FOREARM-FOREARM BREADTH #378

 FOREARM-HAND LENGTH #381

 FOREHEAD
 ..BITRAGION-MINIMUM FRONTAL ARC #152
 ..BITRAGION-CRINION ARC #146
 ..GLABELLA TO TOP OF HEAD #389
 ..GLABELLA TO WALL #391
 ..HEAD LENGTH #441
 ..MAXIMUM FRONTAL BREADTH #569
 ..MENTON-CRINION LENGTH #583
 ..MINIMUM FRONTAL ARC #616
 ..MINIMUM FRONTAL BREADTH #618
 ..SAGITTAL ARC #702

 FOUNDATION GARMENTS, MEASUREMENTS OVER
 ..ABDOMINAL EXTENSION CIRCUM., OFG # 9
 ..ABDOMINAL EXTENSION DEPTH., OFG # 14
 ..ABDOMINAL EXTENSION HEIGHT, OFG # 19
 ..BUTTOCK CIRC SIT, OFG #180
 ..BUTTOCK DEPTH, OFG #185
 ..HIP BREADTH, OFG #461
 ..HIP CIRC 7" BELOW WAIST, OFG #470
 ..HIP CIRC 9" BELOW WAIST, OFG #472
 ..THIGH-THIGH BREADTH, SITTING, OFG #860
 ..WAIST BREADTH, OFG #928
 ..WAIST CIRCUMFERENCE, OFG #932
 ..WAIST DEPTH, OFG #943
 ..WAIST HEIGHT, OFG #953

 FUNCTIONAL LEG LENGTH #386

 FUNCTIONAL REACH
 -SEE THUMP-TIP REACH #867

 GLABELLA TO TOP OF HEAD #389

 GLABELLA TO WALL #391

 GLUTEAL FURROW
 ..GLUTEAL ARC #395
 ..GLUTEAL FURROW HEIGHT #398

 GLUTEAL ARC #395

 GLUTEAL FURROW HEIGHT #398

 GONIAL ANGLE
 ..BIGONIAL BREADTH #126

 GRIP
 ..GRIP DIAMETER, INSIDE #402
 ..GRIP DIAMETER, OUTSIDE #404
 ..GRIP STRENGTH #407
 ..SHOULDER-GRIP LENGTH #752

 GRIP DIAMETER, INSIDE #402

 GRIP DIAMETER, OUTSIDE #404

 GRIP STRENGTH #407

 GUESSED HEIGHT
 -SEE STATURE AS REPORTED #808

 GUESSED WEIGHT
 -SEE WEIGHT AS REPORTED #960

 HAIRLINE
 ..BITRAGION-CRINION ARC #146
 ..MENTON-CRINION LENGTH #583

 HALFWAY-TO-HIP CIRCUMFERENCE #409

 HAND
 ..ARM REACH FROM WALL # 80
 ..DACTYLION HEIGHT #265
 ..DORSAL HAND SKINFOLD #273
 ..ELBOW-GRIP LENGTH #322
 ..FINGER DIAMETER III #344
 ..FINGER II-CROTCH LENGTH #345
 ..FIRST PHALANX III LENGTH #348
 ..FIST CIRCUMFERENCE #352
 ..FOREARM-HAND LENGTH #381
 ..GRIP DIAMETER, INSIDE #402
 ..GRIP DIAMETER, OUTSIDE #404
 ..GRIP STRENGTH #407
 ..HAND BREADTH #411
 ..HAND BREADTH ACROSS THUMB #413
 ..HAND CIRCUMFERENCE #416
 ..HAND CIRCUMFERENCE INCLUDING THUMB #417
 ..HAND LENGTH #420
 ..HAND THICKNESS #423
 ..METACARPALE III HEIGHT #601

INDEX BY NAME, ANATOMICAL REGION, AND ANTHROPOMETRIC TECHNIQUE

HAND CONTINUED

- ..PALM LENGTH #656
- ..THUMB CROTCH LENGTH #864
- ..THUMB-TIP REACH #867
- ..THUMB-TIP REACH, EXTENDED #869

HAND BREADTH #411

HAND BREADTH ACROSS THUMB #413

HAND BREADTH AT METACARPLE

-SEE HAND BREADTH #411

HAND CIRCUMFERENCE #416

HAND CIRCUMFERENCE INCLUDING THUMB #417

HAND LENGTH #420

HAND THICKNESS #423

HAND THICKNESS AT METACARPLE

-SEE HAND THICKNESS #423

HEAD & FACE

- ..BIAURICULAR BREADTH #107
- ..BIGONIAL BREADTH #126
- ..BIOOCULAR BREADTH #138
- ..BITRAGION BREADTH #142
- ..BITRAGION-CORONAL ARC #144
- ..BITRAGION-CRINION ARC #146
- ..BITRAGION-INION ARC #148
- ..BITRAGION-MENTON ARC #150
- ..BITRAGION-MINIMUM FRONTAL ARC #152
- ..BITRAGION-POSTERIOR ARC #154
- ..BITRAGION-SUBMANDIBULAR ARC #156
- ..BITRAGION-SUBNASALE ARC #158
- ..BIZYGOMATIC BREADTH #165
- ..CHIN PROMINENCE TO WALL #245
- ..EAR BREADTH #277
- ..EAR LENGTH #280
- ..EAR LENGTH ABOVE TRAGION #282
- ..EAR PROTRUSION #285
- ..ECTOCANTHUS TO OTORASION #287
- ..ECTOCANTHUS TO TOP OF HEAD #289
- ..ECTOCANTHUS TO WALL #291
- ..GLABELLA TO TOP OF HEAD #389
- ..GLABELLA TO WALL #391
- ..HEAD BREADTH #427
- ..HEAD CIRCUMFERENCE #430
- ..HEAD DIAGONAL-INION TO PRONASALE #433
- ..HEAD DIAGONAL-MENTON TO OCCIPUT #437
- ..HEAD DIAGONAL/MAXIMUM-NUCHALE #438
- ..HEAD LENGTH #441
- ..INTEROCULAR BREADTH #500
- ..INTERPUPILLARY BREADTH #503
- ..LIP LENGTH #547
- ..LIP LENGTH, SMILING #549
- ..LIP PROTRUSION TO WALL #552
- ..MAXIMUM FRONTAL BREADTH #569
- ..MENTON-CRINION LENGTH #583
- ..MENTON-SELLION LENGTH #586
- ..MENTON-SUBNASALE LENGTH #592
- ..MENTON TO TOP OF HEAD #595
- ..MENTON TO WALL #597
- ..MINIMUM FRONTAL ARC #616
- ..MINIMUM FRONTAL BREADTH #618
- ..NASAL BREADTH #622
- ..NASAL ROOT BREADTH #625
- ..NASAL ROOT HEIGHT #629
- ..NOSE LENGTH #649
- ..NOSE PROTRUSION #652
- ..PHILTRUM LENGTH #674
- ..PRONASALE TO TOP OF HEAD #692
- ..PRONASALE TO WALL #694
- ..SAGITTAL ARC #702
- ..SELLION TO TOP OF HEAD #739
- ..SELLION TO WALL #741
- ..STOMION TO TOP OF HEAD #815
- ..SUBNASALE-SELLION LENGTH #825
- ..SUBNASALE TO TOP OF HEAD #827
- ..SUBNASALE TO WALL #829
- ..TRAGION HEIGHT #877
- ..TRAGION TO TOP OF HEAD #882
- ..TRAGION TO WALL #884

HEAD BREADTH #427

HEAD CIRCUMFERENCE #430

HEAD DIAGONAL-INION TO PRONASALE #433

HEAD DIAGONAL/MENTON

-SEE HEAD DIAG./MENTON TO OCCIPUT #437

HEAD DIAGONAL-MENTON TO OCCIPUT #437

HEAD DIAGONAL/MAXIMUM-NUCHALE #438

HEAD HEIGHT

-SEE TRAGION TO TOP OF HEAD #882

HEAD LENGTH #441

HEEL

- ..BUTTOCK-HEEL LENGTH #191
- ..FOOT LENGTH #362
- ..HEEL-ANKLE CIRCUMFERENCE #445
- ..HEEL BREADTH #450
- ..INSTEP LENGTH #496

INDEX BY NAME, ANATOMICAL REGION, AND ANTHROPOMETRIC TECHNIQUE

HEEL-ANKLE CIRCUMFERENCE #445

HEEL BREADTH #450

HEEL CIRCUMFERENCE

-SEE HEEL-ANKLE CIRCUMFERENCE #445

HEIGHT

-SEE STATURE #805

HEIGHTS

..ABDOMINAL EXTENSION HEIGHT #18

..ABDOMINAL EXTENSION HEIGHT, OFG #19

..ACROMIAL HEIGHT #23

..ACROMIAL HEIGHT, SITTING #25

..ANKLE HEIGHT #64

..AXILLA HEIGHT #90

..BUSTPOINT HEIGHT #174

..BUTTOCK HEIGHT #188

..CALF HEIGHT #215

..CERVICALE HEIGHT #219

..CERVICALE HEIGHT, SITTING #220

..CHEST HEIGHT #241

..CROTCH HEIGHT #249

..DACTYLION HEIGHT #265

..ELBOW HEIGHT #309

..ELBOW REST HEIGHT #312

..EYE HEIGHT #328

..EYE HEIGHT, SITTING #330

..FIBULAR HEIGHT #340

..GLUTEAL FURROW HEIGHT #398

..ILIOCRISTALE HEIGHT #489

..ILIOSPINALE HEIGHT #490

..KNEE HEIGHT #527

..KNEE HEIGHT, SITTING #529

..LATERAL MALLEOLUS HEIGHT #543

..MEDIAL MALLEOLUS HEIGHT #579

..METACARPAL III HEIGHT #601

..MIDSHOULDER HEIGHT, SITTING #612

..NASAL ROOT HEIGHT #629

..OLECRANON HEIGHT #654

..PATELLA BOTTOM HEIGHT #663

..PATELLA TOP HEIGHT #666

..PENALE HEIGHT #670

..POPLITEAL HEIGHT #678

..SITTING HEIGHT #758

..SITTING HEIGHT, RELAXED #760

..SPHYRION HEIGHT #801

..STATURE #805

..STATURE AS REPORTED BY SUBJECT #808

..STATURE, MAXIMUM #811

..SUBSTERNAL HEIGHT #837

..SUPRASTERNAL HEIGHT #841

..TIBIALE HEIGHT #873

..TRAGION HEIGHT #877

..TROCHANTERION HEIGHT #894

..TRUNK HEIGHT #898

..WAIST HEIGHT #949

..WAIST HEIGHT, OFG #953

..WAIST HEIGHT, SITTING #951

..WRIST HEIGHT #973

HEIGHTS-SITTING

..ACROMIAL HEIGHT, SITTING #25

..CERVICALE HEIGHT, SITTING #220

..ELBOW REST HEIGHT #312

..EYE HEIGHT, SITTING #330

..MIDSHOULDER HEIGHT, SITTING #612

..POPLITEAL HEIGHT #678

..SITTING HEIGHT #758

..SITTING HEIGHT, RELAXED #760

..TRUNK HEIGHT #898

..WAIST HEIGHT, SITTING #951

HIP

..BIILIOCRISTALE BREADTH #130

..BITROCHANTERIC BREADTH #161

..BUTTOCK CIRCUMFERENCE #178

..BUTTOCK CIRCUMFERENCE, SITTING #179

..BUTTOCK CIRCUMFERENCE, SIT, OFG #180

..BUTTOCK DEPTH #183

..BUTTOCK DEPTH, OFG #185

..HALFWAY-TO-HIP CIRCUMFERENCE #409

..HIP BREADTH #457

..HIP BREADTH, OFG #461

..HIP BREADTH, SITTING #459

..HIP CIRCUMFERENCE AT TROCHANTERION #465

..HIP CIRCUMFERENCE 7" BELOW WAIST #466

..HIP CIRCUMFERENCE 9" BELOW WAIST #468

..HIP CIRC 7" BELOW WAIST, OFG #470

..HIP CIRC 9" BELOW WAIST, OFG #472

..ILIOSPINALE HEIGHT #490

HIP BREADTH #457

HIP BREADTH, OFG #461

HIP BREADTH, SITTING #459

HIP CIRCUMFERENCE

-SEE BUTTOCK CIRCUMFERENCE #178

-SEE HIP CIRCUM. AT TROCHANTERION #465

HIP CIRCUMFERENCE AT TROCHANTERION #465

HIP CIRCUMFERENCE 7" BELOW WAIST #466

HIP CIRCUMFERENCE 9" BELOW WAIST #468

HIP CIRC 7" BELOW WAIST, OFG #470

INDEX BY NAME, ANATOMICAL REGION, AND ANTHROPOMETRIC TECHNIQUE

HIP CIRC 9" BELOW WAIST, OFG #472
 HIP HEIGHT
 -SEE TROCHANTERION HEIGHT #894
 HUMERAL BREADTH
 -SEE ELBOW BREADTH #297 & #297
 ILIOCRISTALE HEIGHT #489
 ILIOSPINALE HEIGHT #490
 -ALSO SEE WAIST HT #949
 ILIUM
 ..BIILOCRISTALE BREADTH #130
 ..ILIOCRISTALE HEIGHT #489
 ..SUPRAILIAC SKINFOLD #844
 ..SUPRAILIAC SKINFOLD, II #845
 INION
 ..BITRAGION-INION ARC #148
 INSEAM
 ..CROTCH HEIGHT #249
 ..SLEEVE INSEAM #764
 INSTEP
 ..BALL-OF-FOOT CIRCUMFERENCE #97
 ..FOOT BREADTH #356
 ..INSTEP CIRCUMFERENCE #493
 ..INSTEP LENGTH #496
 INSTEP CIRCUMFERENCE #493
 INSTEP LENGTH #496
 INTEROCULAR BREADTH #500
 INTERPUPILLARY BREADTH #503
 INTERSCYE #506
 -ALSO SEE INTERSCYE II #509
 INTERSCYE, MAXIMUM #507
 -ALSO SEE INTERSCYE, MAXIMUM II #508
 INTERSCYE, II #508
 INTERSCYE, MAXIMUM, II #509
 JAWS
 ..BIGONIAL BREADTH #126
 ..BITRAGION-SUBMANDIBULAR ARC #156
 JUXTANIPPLE SKINFOLD #511
 KNEE
 ..BUTTOCK-KNEE LENGTH #194
 ..BUTTOCK-POPLITEAL LENGTH #200
 ..FEMORAL BREADTH #334
 ..FEMORAL BREADTH, II #336
 ..KNEE CIRCUMFERENCE #515
 ..KNEE CIRCUMFERENCE, FULLY BENT #516
 ..KNEE CIRCUMFERENCE, SITTING #517
 ..KNEE HEIGHT #527
 ..KNEE HEIGHT, SITTING #529
 ..KNEE-TO-KNEE BREADTH #532
 ..PATELLA BOTTOM HEIGHT #663
 ..PATELLA TOP HEIGHT #666
 ..POPLITEAL HEIGHT #678
 ..SUPRAPATELLA SKINFOLD #848
 ..TIBIALE HEIGHT #873
 KNEE BREADTH & KNEE BREADTH/BONE
 -SEE FEMORAL BREADTH #334 & #336
 KNEE CIRCUMFERENCE #515
 KNEE CIRCUMFERENCE, FULLY BENT #516
 KNEE CIRCUMFERENCE, SITTING #517
 KNEE CIRCUMFERENCE HEIGHT
 -SEE KNEE HEIGHT #527
 KNEE HEIGHT #527
 -ALSO SEE KNEE HEIGHT, SITTING #529
 KNEE HEIGHT, SITTING #529
 KNEECAP HEIGHT
 -SEE PATELLA TOP HEIGHT #666
 KNEE-TO-KNEE BREADTH #532
 KNUCKLE HEIGHT
 -SEE METACARPAL III HEIGHT #601
 LARYNX
 ..LARYNX TO WALL #539
 ..NECK CIRCUMFERENCE #639
 LARYNX TO WALL #539
 LATERAL MALLEOLUS HEIGHT #543
 LATERAL NECK-WAIST
 -SEE NECK-WAIST LENGTH #638
 LEGS
 ..ANKLE CIRCUMFERENCE #58

INDEX BY NAME, ANATOMICAL REGION, AND ANTHROPOMETRIC TECHNIQUE

LEGS CONTINUED

..ANKLE HEIGHT #64
 ..BIMALLEOLAR BREADTH #134
 ..BUTTOCK-HEEL LENGTH #191
 ..BUTTOCK-KNEE LENGTH #194
 ..BUTTOCK-POPLITEAL LENGTH #200
 ..CALF CIRCUMFERENCE #207
 ..CALF CIRCUMFERENCE, II #209
 ..CALF DEPTH #212
 ..CALF HEIGHT #215
 ..CROTCH HEIGHT #249
 ..FEMORAL BREADTH #334
 ..FEMORAL BREADTH, II #336
 ..FUNCTIONAL LEG LENGTH #386
 ..GLUTEAL FURROW HEIGHT #398
 ..KNEE CIRCUMFERENCE #515
 ..KNEE CIRCUMFERENCE, FULLY BENT #516
 ..KNEE CIRCUMFERENCE, SITTING #517
 ..KNEE HEIGHT #527
 ..KNEE HEIGHT, SITTING #529
 ..KNEE-TO-KNEE BREADTH #532
 ..LATERAL MALLEOLUS HEIGHT #543
 ..LOWER THIGH CIRCUMFERENCE #561
 ..MEDIAL CALF SKINFOLD #576
 ..MEDIAL MALLEOLUS HEIGHT #579
 ..MIDTHIGH CIRCUMFERENCE #615
 ..PATELLA BOTTOM HEIGHT #663
 ..PATELLA TOP HEIGHT #666
 ..POPLITEAL HEIGHT #678
 ..SUPRAPATELLA SKINFOLD #848
 ..THIGH CIRCUMFERENCE #852
 ..THIGH CIRCUMFERENCE, SITTING #853
 ..THIGH CLEARANCE #856
 ..THIGH-THIGH BREADTH, SITTING #859
 ..TIBIALE HEIGHT #873
 ..TROCHANTERION HEIGHT #894

LENGTHS
 ..ACROMION TO BICEPS CIRCUMF.-LEVEL #30
 ..ACROMION TO DACTYLION LENGTH #32
 ..ACROMION-RADIALE LENGTH #39
 ..ANTERIOR NECK LENGTH #72
 ..ANTERIOR WAIST LENGTH #74
 ..AXILLA TO WAIST LENGTH #91
 ..BUTTOCK-HEEL LENGTH #191
 ..BUTTOCK-KNEE LENGTH #194
 ..BUTTOCK-POPLITEAL LENGTH #200
 ..CROTCH LENGTH #252
 ..EAR LENGTH #280
 ..EAR LENGTH ABOVE TRAGION #282
 ..ELBOW-GRIP LENGTH #322
 ..ELBOW-WRIST LENGTH #324
 ..FIRST PHALANX II LENGTH #348
 ..FOOT LENGTH #362
 ..FOREARM-HAND LENGTH #381

..FOREFINGER LENGTH #385
 ..FUNCTIONAL LEG LENGTH #386
 ..HAND LENGTH #420
 ..HEAD LENGTH #441
 ..INSTEP LENGTH #496
 ..LIP LENGTH #547
 ..LIP LENGTH, SMILING #549
 ..LIP-TO LIP-LENGTH #555
 ..MENTON-CRINION LENGTH #583
 ..MENTON-SELLION LENGTH #586
 ..MENTON-SUBNASALE LENGTH #592
 ..NECK-BUSTPOINT LENGTH #636
 ..NOSE LENGTH #649
 ..PALM LENGTH #656
 ..PHILTRUM LENGTH #674
 ..POSTERIOR NECK LENGTH #686
 ..RADIALE-STYLION LENGTH #698
 ..SCROTAL-ANTERIOR MIDSHOULDER #706
 ..SCROTAL-ANTERIOR MIDSHOULDER, SIT #707
 ..SCROTAL-ANTERIOR SCYE-LEVEL LGTH #709
 ..SCROTAL-ANTERIOR SCYE, SIT #710
 ..SCROTAL-ANTERIOR WAIST LENGTH #711
 ..SCROTAL-ANTERIOR WAIST LGTH, SIT #712
 ..SCROTAL TO CERVICALE LENGTH #714
 ..SCROTAL TO CERVICALE LENGTH, SIT #715
 ..SCROTAL-MIDSHOULDER OVER BUTTOCK #717
 ..SCROTAL-MIDSHOULDER/POSTERIOR #719
 ..SCROTAL-MIDSHOULDER/POST R, SIT #720
 ..SCROTAL-POSTERIOR SCYE LEVEL #722
 ..SCROTAL-POSTERIOR SCYE LVL, SIT #723
 ..SCROTAL-POSTERIOR WAIST LEVEL #724
 ..SCROTAL-POSTERIOR WAIST LVL, SIT #725
 ..SCROTAL TO SUPRASTERNAL LENGTH #727
 ..SCROTAL-SUPRASTERNAL, SITTING #728
 ..SCROTAL-WAIST OVER BUTTOCK #730
 ..SCROTAL-WAIST OVER BUTTOCK, SIT #731
 ..SHOULDER-ELBOW LENGTH #751
 ..SHOULDER-GRIP LENGTH #752
 ..SHOULDER LENGTH #754
 ..SLEEVE INSEAM #764
 ..SLEEVE LENGTH SEGMENT/SPINE-ELBOW #768
 ..SLEEVE LENGTH SEGMENT/SPINE-SCYE #770
 ..SLEEVE LENGTH (SPINE-WRIST) #772
 ..SLEEVE LENGTH-POSTERIOR #773
 ..STRAP LENGTH #821
 ..SUBNASALE-SELLION LENGTH #825
 ..THUMB CROTCH LENGTH #864
 ..WAIST BACK #921
 ..WAIST FRONT #946
 ..WAIST FRONT FROM CERVICALE #947

LIPS

..LIP LENGTH #547
 ..LIP LENGTH, SMILING #549
 ..LIP PROTRUSION TO WALL #552

INDEX BY NAME, ANATOMICAL REGION, AND ANTHROPOMETRIC TECHNIQUE

LIPS CONTINUED
 ..LIP-TO-LIP LENGTH #555
 ..PHILTRUM LENGTH #674
 ..STOMION TO TOP OF HEAD #815

 LIP LENGTH #547

 LIP LENGTH, SMILING #549

 LIP PROTRUSION TO WALL #552

 LIP-TO-LIP LENGTH #555

 LOWERARM--SEE FOREARM

 LOWERARM CIRCUMFERENCE, EXTENDED
 -SEE FOREARM CIRCUMFERENCE, RELAXED #370

 LOWERARM CIRCUMFERENCE, FLEXED
 -SEE FOREARM CIRCUMFERENCE, FLEXED #369

 LOWER THIGH CIRCUMFERENCE #561

 MALLEOLUS
 ..BIMALLEOLAR BREADTH #134
 ..LATERAL MALLEOLUS HEIGHT #543
 ..MEDIAL MALLEOLUS HEIGHT #579

 MANDIBLE
 ..BITRAGION-SUBMANDIBULAR ARC #156

 MAXIMUM FOREARM-FOREARM BREADTH
 -SEE FOREARM-FOREARM BREADTH #378

 MAXIMUM FRONTAL BREADTH #569

 MAXIMUM REACH FROM WALL #572

 MEDIAL CALF SKINFOLD #576

 MEDIAL MALLEOLUS HEIGHT #579

 MENTON--SEE CHIN

 MENTON-CRINION LENGTH #583

 MENTON PROJECTION #585

 MENTON-NASAL ROOT LENGTH
 -SEE MENTON-SELLION LENGTH #586

 MENTON-SELLION LENGTH #586

 MENTON-SUBNASALE LENGTH #592

 MENTON TO TOP OF HEAD #595

 MENTON TO WALL #597

 METACARPLE
 ..FINGER II-CROTCH LENGTH #345
 ..FIRST PHALANX III LENGTH #348
 ..HAND BREADTH #411
 ..HAND CIRCUMFERENCE #416
 ..HAND THICKNESS #423
 ..METACARPALE III HEIGHT #601
 ..PALM LENGTH #656

 METACARPALE III HEIGHT #601

 MIDAXILLARY
 ..MIDAXILLARY-UMBILICUS LVL SKFD #605
 ..MIDAXILLARY-XIPHOID SKINFOLD #606

 MIDAXILLARY-UMBILICUS LEVEL SKFD #605

 MIDAXILLARY-XIPHOID SKINFOLD #606

 MIDSHOULDER
 ..MIDSHOULDER HEIGHT, SITTING #612
 ..SCROTALE-ANTERIOR MIDSHOULDER #706
 ..SCROTALE-ANT MIDSHOULDER, SIT #707
 ..SCROTALE-MIDSHOULDER OVER BUTTOCK #717
 ..SCROTALE-MIDSHOULDER/BUTTOCK, SIT #718
 ..SCROTALE-MIDSHOULDER/POSTERIOR #719
 ..SCROTALE-MIDSHOULDER/POST'R, SIT #720

 MIDSHOULDER HEIGHT, SITTING #612

 MIDTHIGH CIRCUMFERENCE #615

 MINIMUM FRONTAL ARC #616

 MINIMUM FRONTAL BREADTH #618

 MOUTH
 ..LIP LENGTH #547
 ..LIP LENGTH, SMILING #549
 ..LIP PROTRUSION TO WALL #552
 ..LIP-TO-LIP LENGTH #555
 ..STOMION TO TOP OF HEAD #815

 NASAL BREADTH #622

 NASAL ROOT
 ..MENTON-SELLION LENGTH #586
 ..NASAL ROOT BREADTH #625
 ..NASAL ROOT HEIGHT #629
 ..SELLION TO TOP OF HEAD #739
 ..SELLION TO WALL #741

INDEX BY NAME, ANATOMICAL REGION, AND ANTHROPOMETRIC TECHNIQUE

NASAL ROOT CONTINUED
 ..SUBNASALE-SELLION LENGTH #825

NASAL ROOT BREADTH #625

NASAL ROOT HEIGHT #629

NASAL ROOT TO VERTEX
 -SEE SELLION TO TOP OF HEAD #739

NASAL ROOT TO WALL
 -SEE SELLION TO WALL #741

NECK

..ANTERIOR NECK LENGTH #72
 ..CERVICALE HEIGHT #219
 ..NECK-BUSTPOINT LENGTH #636
 ..NECK-CERVICALE LENGTH #637
 ..NECK-WAIST LENGTH #638
 ..NECK CIRCUMFERENCE #639
 ..POSTERIOR NECK LENGTH #686
 ..STRAP LENGTH #821
 ..WAIST BACK #921

NECK-BUSTPOINT LENGTH #636

NECK-CERVICALE LENGTH #637

NECK-WAIST LENGTH #638

NECK CIRCUMFERENCE #639

NECK CIRCUMFERENCE/MAXIMUM
 -SEE NECK CIRCUMFERENCE #639

NIPPLE HEIGHT
 -SEE CHEST HEIGHT #241

NIPPLE-NIPPLE LENGTH
 -SEE BUSTPOINT-BUSTPOINT LENGTH #172

NOSE

..HEAD DIAGONAL-INION TO PRONASALE #433
 ..MENTON-SUBNASALE LENGTH #592
 ..NASAL BREADTH #622
 ..NASAL ROOT BREADTH #625
 ..NASAL ROOT HEIGHT #629
 ..NOSE LENGTH #649
 ..NOSE PROTRUSION #652
 ..PRONASALE TO TOP OF HEAD #692
 ..PRONASALE TO WALL #694
 ..SUBNASALE-SELLION LENGTH #825
 ..SUBNASALE TO TOP OF HEAD #827
 ..SUBNASALE TO WALL #829

NOSE LENGTH #649

NOSE PROTRUSION #652

NUCHALE

..HEAD DIAGONAL/MAXIMUM-NUCHALE #438
 ..SAGITTAL ARC #702

OCCIPUT--SEE BACK OF HEAD

OVERHEAD REACH
 -SEE VERTICAL GRIP REACH #911

OLECRANON HEIGHT #654

PALM LENGTH #656

PATELLA--SEE KNEE

PATELLA BOTTOM HEIGHT #663

PATELLA TOP HEIGHT #666

PENALE HEIGHT #670

PHILTRUM LENGTH #674

POPLITEAL

..BUTTOCK-POPLITEAL LENGTH #200
 ..POPLITEAL HEIGHT #678

POPLITEAL HEIGHT #678

POSTERIOR ARC
 -SEE BITRAGION-POSTERIOR ARC #154

POSTERIOR NECK LENGTH #686

PRONASALE

..HEAD DIAGONAL-INION TO PRONASALE #433
 ..PRONASALE TO TOP OF HEAD #692
 ..PRONASALE TO WALL #694

PRONASALE TO TOP OF HEAD #692

PRONASALE TO WALL #694

RADIALE--SEE ELBOW

RADIALE HEIGHT
 -SEE ELBOW HEIGHT #309

RADIALE-STYLION LENGTH #698

INDEX BY NAME, ANATOMICAL REGION, AND ANTHROPOMETRIC TECHNIQUE

REACHES
 ..ARM REACH FROM WALL #80
 ..MAXIMUM REACH FROM WALL #572
 ..SHOULDER-GRIP LENGTH #752
 ..THUMB-TIP REACH #867
 ..THUMB-TIP REACH, MAXIMUM #869
 ..VERTICAL REACH #911
 ..VERTICAL GRIP REACH, SITTING #912
 ..VERTICAL REACH #913
 ..VERTICAL REACH, SITTING #914

 SAGITTAL ARC #702

 SAGITTAL ARC-INION
 -SEE SAGITTAL ARC #702

 SCAPULA
 ..SUBSCAPULAR SKINFOLD #833
 ..SUBSCAPULAR SKINFOLD, II #834

 SCROTALE-ANTERIOR MIDSHOULDER #706

 SCROTALE-ANTERIOR MIDSHOULDER, SIT #707

 SCROTALE-ANTERIOR SCYE-LEVEL LGTH #709

 SCROTALE-ANTERIOR SCYE-LEVEL, SIT #710

 SCROTALE-ANTERIOR WAIST LENGTH #711

 SCROTALE-ANTERIOR WAIST LGTH, SIT #712

 SCROTALE TO CERVICALE LENGTH #714

 SCROTALE TO CERVICALE LENGTH, SIT #715

 SCROTALE-MIDSHOULDER OVER BUTTOCK #717

 SCROTALE-MIDSHOULDER/BUTTOCK, SIT #718

 SCROTALE-MIDSHOULDER/POSTERIOR #719

 SCROTALE-MIDSHOULDER/POST'R, SIT #720

 SCROTALE-POSTERIOR SCYE LEVEL #722

 SCROTALE-POSTERIOR SCYE LVL, SIT #723

 SCROTALE-POSTERIOR WAIST LEVEL #724

 SCROTALE-POSTERIOR WAIST LVL, SIT #725

 SCROTALE TO SUPRASTERNALE LENGTH #727

 SCROTALE-SUPRASTERNALE, SITTING #728

 SCROTALE-WAIST OVER BUTTOCK #730

 SCROTALE-WAIST OVER BUTTOCK, SIT #731

 SCYE
 ..AXILLA HEIGHT #90
 ..AXILLARY ARM CIRCUMFERENCE #89
 ..AXILLA TO WAIST LENGTH #91
 ..CHEST CIRCUMFERENCE AT SCYE #231
 ..CHEST DEPTH AT SCYE
 ..INTERSCYE #506
 ..INTERSCYE, MAXIMUM #507
 ..INTERSCYE, II #508
 ..INTERSCYE, MAXIMUM, II #509
 ..SCROTALE-ANTERIOR SCYE-LEVEL LGTH #709
 ..SCROTALE-ANTERIOR SCYE-LEVEL, SIT #710
 ..SCROTALE-POSTERIOR SCYE LEVEL #722
 ..SCROTALE-POSTERIOR SCYE LVL, SIT #723
 ..SCYE CIRCUMFERENCE #735
 ..SLEEVE INSEAM #764
 ..SLEEVE LENGTH SEGMENT/SPINE-SCYE #770

 SCYE CIRCUMFERENCE #735

 SEAT BREADTH
 -SEE HIP BREADTH, SITTING #459

 SEATED MEASUREMENTS
 ..ABDOMINAL DEPTH, SITTING # 6
 ..ACROMIAL HEIGHT, SITTING #25
 ..BUTTOCK CIRCUMFER, SITTING #179
 ..BUTTOCK CIRC SIT, OFG #180
 ..BUTTOCK-HEEL LENGTH #191
 ..BUTTOCK-POPLITEAL LENGTH #200
 ..BUTTOCK-KNEE LENGTH #194
 ..CERVICALE HEIGHT, SITTING #220
 ..ELBOW REST HEIGHT #312
 ..EYE HEIGHT, SITTING #330
 ..KNEE CIRCUMFERENCE, SITTING #517
 ..MIDSHOULDER HEIGHT, SITTING #612
 ..POPLITEAL HEIGHT #678
 ..SCROTALE-ANTERIOR MIDSHOULDER, SIT #707
 ..SCROTALE-ANTERIOR SCYE-LEVEL, SIT #710
 ..SCROTALE-ANTERIOR WAIST LGTH, SIT #712
 ..SCROTALE TO CERVICALE LENGTH, SIT #715
 ..SCROTALE-MIDSHOULDER/BUTTOCK, SIT #718
 ..SCROTALE-MIDSHOULDER/POST'R, SIT #720
 ..SCROTALE-POSTERIOR SCYE LVL, SIT #723
 ..SCROTALE-POSTERIOR WAIST LVL, SIT #725
 ..SITTING HEIGHT #758
 ..SITTING HEIGHT, RELAXED #760
 ..THIGH CLEARANCE #856
 ..THIGH CIRCUMFERENCE, SITTING #853
 ..THIGHT-THIGH BREADTH, SITTING #859
 ..TRUNK HEIGHT #898

INDEX BY NAME, ANATOMICAL REGION, AND ANTHROPOMETRIC TECHNIQUE

SEATED MEASUREMENTS CONTINUED

..VERTICAL GRIP REACH, SITTING #912
 ..VERTICAL REACH, SITTING #914
 ..VERTICAL TRUNK CIRC, SITTING #917
 ..WAIST CIRCUMFERENCE, SITTING #933
 ..WAIST DEPTH, SITTING #941
 ..WAIST HEIGHT, SITTING #951
 ..WAIST HEIGHT, SITTING, OFG #953

SELLION TO TOP OF HEAD #739

SELLION TO WALL #741

SELLION--SEE NASAL ROOT

SHOULDER

..ACROMIAL HEIGHT #23
 ..ACROMIAL HEIGHT, SITTING #25
 ..ACROMION TO BICEPS CIRCUMF.-LEVEL #30
 ..ACROMION TO DACTYLION LENGTH #32
 ..ACROMION-RADIAL LENGTH #39
 ..BIACROMIAL BREADTH #103
 ..BIDELTOID BREADTH #122
 ..DELTOID ARC #269
 ..MIDSHOULDER HEIGHT, SITTING #612
 ..NECK-BUSTPOINT LENGTH #636
 ..SCROTALE-ANTERIOR MIDSHOULDER #706
 ..SCROTALE-ANTERIOR MIDSHOULDER, SIT #707
 ..SCROTALE-MIDSHOULDER OVER BUTTOCK #717
 ..SCROTALE-MIDSHOULDER/BUTTOCK, SIT #718
 ..SCROTALE-MIDSHOULDER/POSTERIOR #719
 ..SCROTALE-MIDSHOULDER/POST'R, SIT #720
 ..SCYE CIRCUMFERENCE #735
 ..SHOULDER CIRCUMFERENCE #747
 ..SHOULDER-ELBOW LENGTH #751
 ..SHOULDER-GRIP LENGTH #752
 ..SHOULDER LENGTH #754

SHOULDER BREADTH
 -SEE BIDELTOID BREADTH #122

SHOULDER CIRCUMFERENCE #747

SHOULDER-ELBOW LENGTH #751

SHOULDER-GRIP LENGTH #752

SHOULDER HEIGHT
 -SEE ACROMIAL HEIGHT # 23

SHOULDER HEIGHT, SITTING
 -SEE ACROMIAL HEIGHT, SITTING # 25

SHOULDER LENGTH #754

SITTING HEIGHT #758
 -ALSO SEE SITTING HEIGHT, RELAXED #760

SITTING HEIGHT, ERECT
 -SEE SITTING HEIGHT #758

SITTING HEIGHT, RELAXED #760

SKINFOLDS

..DORSAL HAND SKINFOLD #273
 ..JUXTANIPPLE SKINFOLD #511
 ..MEDIAL CALF SKINFOLD #576
 ..MIDAXILLARY-UMBILICUS LVL SKFD #605
 ..MIDAXILLARY-XIPHOID SKINFOLD #606
 ..SUBSCAPULAR SKINFOLD #833
 ..SUBSCAPULAR SKINFOLD, II #834
 ..SUM OF SKINFOLDS #840
 ..SUPRAILIAC SKINFOLD #844
 ..SUPRAILIAC SKINFOLD, II #845
 ..SUPRAPATELLA SKINFOLD #848
 ..TRICEPS SKINFOLD, II #890

SKINFOLD JUXTANIPPLE
 -SEE JUXTANIPPLE SKINFOLD #511

SKINFOLD MIDAXILLARY LINE-XIPHOID LEVEL
 -SEE MIDAXILLARY-XIPHOID SKINFOLD #606

SKINFOLD SUBSCAPULAR
 -SEE SUBSCAPULAR SKINFOLD #833 & #834

SKINFOLD SUPRAILIAC
 -SEE SUPRAILIAC SKINFOLD #844 & #845

SKINFOLD SUPRAPATELLA
 -SEE SUPRAPATELLA SKINFOLD #848

SKINFOLD TRICEPS
 -SEE TRICEPS SKINFOLD #888 & #890

SLEEVE

..SLEEVE INSEAM #764
 ..SLEEVE LENGTH SEGMENT/SPINE-ELBOW #768
 ..SLEEVE LENGTH SEGMENT/SPINE-SCYE #770
 ..SLEEVE LENGTH (SPINE-WRIST) #772
 ..SLEEVE LENGTH-POSTERIOR #773

SLEEVE INSEAM #764

SLEEVE LENGTH SEGMENT/SPINE-ELBOW #768

SLEEVE LENGTH SEGMENT/SPINE-SCYE #770

SLEEVE LENGTH (SPINE-WRIST) #772

INDEX BY NAME, ANATOMICAL REGION, AND ANTHROPOMETRIC TECHNIQUE

SLEEVE LENGTH-POSTERIOR #773
 SPAN
 ..SPAN #797
 ..SPAN AKIMBO #798
 SPAN #797
 SPAN AKIMBO #798
 SPHYRION
 ..SPHYRION HEIGHT #801
 SPHYRION HEIGHT #801
 SPINE
 ..CERVICALE HEIGHT #219
 ..CERVICALE HEIGHT, SITTING #220
 ..SCROTALE TO CERVICALE LENGTH #714
 ..SCROTALE TO CERVICALE LENGTH, SIT #715
 ..SLEEVE LENGTH SEGMENT/SPINE-ELBOW #768
 ..SLEEVE LENGTH SEGMENT/SPINE-SCYE #770
 ..SLEEVE LENGTH (SPINE-WRIST) #772
 ..TRUNK HEIGHT #898
 ..WAIST BACK #921
 STATURE #805
 STATURE AS REPORTED BY SUBJECT #808
 STATURE, MAXIMUM #811
 STERNUM
 ..SUBSTERNALE HEIGHT #837
 ..SUPRASTERNALE HEIGHT #841
 ..WAIST FRONT #946
 STOMION-SEE MOUTH
 STOMION TO TOP OF HEAD #815
 STRAP LENGTH #821
 STRENGTH
 ..GRIP STRENGTH
 STYLION
 ..HAND LENGTH #420
 ..RADIALE-STYLION LENGTH #698
 ..WRIST BREADTH #964
 ..WRIST CIRCUMFERENCE #967
 ..WRIST HEIGHT #973
 STYLION HEIGHT
 -SEE WRIST HEIGHT #973
 SUBNASALE
 ..BITRAGION-SUBNASALE ARC #158
 ..MENTON-SUBNASALE LENGTH #592
 ..PHILTRUM LENGTH #674
 ..SUBNASALE-SELLION LENGTH #825
 ..SUBNASALE TO TOP OF HEAD #827
 ..SUBNASALE TO WALL #829
 SUBNASALE-NASAL ROOT DEPRESSION LENGTH
 -SEE SUBNASALE-SELLION LENGTH #825
 SUBNASALE-SELLION LENGTH #825
 SUBNASALE TO TOP OF HEAD #827
 SUBNASALE TO WALL #829
 SUBSCAPULAR SKINFOLD #833
 SUBSCAPULAR SKINFOLD, II #834
 SUBSTERNALE HEIGHT #837
 SUM OF SKINFOLDS #840
 SUPRASTERNALE
 ..ANTERIOR NECK LENGTH #72
 ..SCROTALE TO SUPRASTERNALE LENGTH #727
 ..SCROTALE-SUPRASTERNALE, SITTING #728
 ..SUPRASTERNALE HEIGHT #841
 SUPRASTERNALE HEIGHT #841
 SUPRAILIAC SKINFOLD #844
 SUPRAILIAC SKINFOLD, II #845
 SUPRAPATELLA SKINFOLD #848
 THICKNESS AT METACARPLE III
 -SEE HAND THICKNESS #423
 THIGH
 ..GLUTEAL FURROW HEIGHT #398
 ..LOWER THIGH CIRCUMFERENCE #561
 ..MIDTHIGH CIRCUMFERENCE #615
 ..THIGH CIRCUMFERENCE #852
 ..THIGH CIRCUMFERENCE, SITTING #853
 ..THIGH CLEARANCE #856
 ..THIGH-THIGH BREADTH, SITTING #859
 ..THIGH-THIGH BREADTH, SITTING, OFG #860
 THIGH CIRCUMFERENCE #852
 THIGH CIRCUMFERENCE, SITTING #853

INDEX BY NAME, ANATOMICAL REGION, AND ANTHROPOMETRIC TECHNIQUE

THIGH CLEARANCE #856
 THIGH-THIGH BREADTH, SITTING #859
 THIGH-THIGH BREADTH, SITTING, OFG #860
 THUMB
 ..GRIP DIAMETER, INSIDE #402
 ..HAND BREADTH ACROSS THUMB #413
 ..HAND CIRCUMFERENCE INCLONG THUMB #417
 ..THUMB CROTCH LENGTH #864
 ..THUMB-TIP REACH #867
 ..THUMB-TIP REACH, EXTENDED #869
 THUMB CROTCH LENGTH #864
 THUMB-TIP REACH #867
 THUMB-TIP REACH, EXTENDED #869
 TIBIALE HEIGHT #873
 TOP OF HEAD
 ..BITRAGION-CORONAL ARC #144
 ..ECTOCANTHUS TO TOP OF HEAD #289
 ..GLABELLA TO TOP OF HEAD #389
 ..MENTON TO TOP OF HEAD #595
 ..SITTING HEIGHT #758
 ..SITTING HEIGHT, RELAXED #760
 ..STATURE #805
 ..STATURE AS REPORTED BY SUBJECT #808
 ..STATURE, MAXIMUM #811
 ..STOMION TO TOP OF HEAD #815
 ..SUBNASALE TO TOP OF HEAD #827
 ..TRAGION TO TOP OF HEAD #882
 TRAGION HEIGHT #877
 TRAGION TO TOP OF HEAD #882
 TRAGION TO WALL #884
 TRICEPS
 ..TRICEPS SKINFOLD #888
 ..TRICEPS SKINFOLD, II #890
 TRICEPS SKINFOLD #888
 TRICEPS SKINFOLD, II #890
 TROCHANTER
 ..BITROCHANTERIC BREADTH #161
 ..TROCHANTERION HEIGHT #894
 TROCHANTERION HEIGHT #894
 TRUNK
 ..TRUNK DEPTH #896
 ..TRUNK HEIGHT #898
 ..VERTICAL TRUNK CIRCUMFERENCE #916
 ..VERTICAL TRUNK CIRCUMFER, SITTING #917
 TRUNK DEPTH #896
 TRUNK HEIGHT #898
 TRUNK HEIGHT, SITTING
 -SEE TRUNK HEIGHT #898
 UPPER ARM
 ..ACROMION TO BICEPS CIRCUMF.-LEVEL #30
 ..ACROMION-RADIALE LENGTH #39
 ..AXILLARY ARM CIRCUMFERENCE #89
 ..BICEPS CIRCUMFERENCE, FLEXED #111
 ..BICEPS CIRCUMFERENCE, FLEXED, II #112
 ..BICEPS CIRCUMFERENCE, RELAXED #113
 ..BICEPS CIRCUMFERENCE, RELAXED, II #114
 ..DELTOID ARC #269
 ..TRICEPS SKINFOLD #888
 ..TRICEPS SKINFOLD, II #890
 UPPER LEG
 ..BUTTOCK-KNEE LENGTH #194
 ..BUTTOCK-POPLITEAL LENGTH #200
 ..THIGH CIRCUMFERENCE #852
 ..THIGH CIRCUMFERENCE, SITTING #853
 ..THIGH CLEARANCE #856
 ..THIGH-THIGH BREADTH, SITTING #859
 ..THIGH-THIGH BREADTH, SITTING, OFG #860
 UPPER THIGH CIRCUMFERENCE
 -SEE THIGH CIRCUMFERENCE #852
 VERTEX--SEE TOP OF HEAD
 VERTEX TO GLABELLA
 -SEE GLABELLA TO TOP OF HEAD #389
 VERTEX TO NASAL ROOT DEPRESSION
 -SEE SELLION TO TOP OF HEAD #739
 VERTEX TO EXTERNAL CANTHUS
 -SEE ECTOCANTHUS TO TOP OF HEAD #289
 VERTEX TO MENTON
 -SEE MENTON TO TOP OF HEAD #595
 VERTEX TO PRONASALE
 -SEE PRONASALE TO TOP OF HEAD #692

INDEX BY NAME, ANATOMICAL REGION, AND ANTHROPOMETRIC TECHNIQUE

VERTEX TO STOMION
 -SEE STOMION TO TOP OF HEAD #815

 VERTEX TO TRAGION
 -SEE TRAGION TO TOP OF HEAD #882

 VERTICAL GRIP REACH #911

 VERTICAL GRIP REACH, SITTING #912

 VERTICAL REACH #913

 VERTICAL REACH, SITTING #914

 VERTICAL TRUNK CIRCUMFERENCES
 ..VERTICAL TRUNK CIRCUMFERENCE #916
 ..VERTICAL TRUNK CIRCUMFER, SITTING #917

 VERTICAL TRUNK CIRCUMFERENCE #916

 VERTICAL TRUNK CIRCUMFER, SITTING #917

 WAIST
 ..ANTERIOR WAIST LENGTH #74
 ..AXILLA TO WAIST LENGTH #091
 ..CROTCH LENGTH #252
 ..GLUTEAL ARC #395
 ..ILIOSPINALE HT #490
 ..MIDAXILLARY-UMBILICUS LVL SKFD #605
 ..SCROTAL-ANTERIOR WAIST LENGTH #711
 ..SCROTAL-ANTERIOR WAIST LGTH, SIT #712
 ..SCROTAL-POSTERIOR WAIST LEVEL #724
 ..SCROTAL-POSTERIOR WAIST LVL, SIT #725
 ..SCROTAL-WAIST OVER BUTTOCK #730
 ..SCROTAL-WAIST OVER BUTTOCK, SIT #731
 ..SUPRAILIAC SKINFOLD #844
 ..SUPRAILIAC SKINFOLD, II #845
 ..WAIST BACK #921
 ..WAIST BREADTH #924
 ..WAIST BREADTH OFG #928
 ..WAIST CIRCUMFERENCE #931
 ..WAIST CIRCUMFERENCE, OFG #932
 ..WAIST CIRCUMFERENCE, SITTING #933
 ..WAIST DEPTH #939
 ..WAIST DEPTH, SITTING #941
 ..WAIST DEPTH, OFG #943
 ..WAIST FRONT FROM CERVICALE #947
 ..WAIST HEIGHT #949
 ..WAIST HEIGHT, OFG #953
 ..WAIST HEIGHT, SITTING #951

 WAIST BACK #921

 WAIST BREADTH #924

 WAIST BREADTH, OFG #928

 WAIST CIRCUMFERENCE #931

 WAIST CIRCUMFERENCE, OFG #932

 WAIST CIRCUMFERENCE, SITTING #933

 WAIST DEPTH #939

 WAIST DEPTH, OFG #943

 WAIST DEPTH, SITTING #941

 WAIST FRONT FROM CERVICALE #947

 WAIST HEIGHT #949
 -ALSO SEE ILIOSPINALE HT #490

 WAIST HEIGHT, OFG #953

 WAIST HEIGHT, SITTING #951

 WALL
 ..ARM REACH FROM WALL #80
 ..CHIN PROMINENCE TO WALL #245
 ..ECTOCANTHUS TO WALL #291
 ..GLABELLA TO WALL #391
 ..LIP PROTRUSION TO WALL #552
 ..MAXIMUM REACH FROM WALL #572
 ..MENTON TO WALL #597
 ..PRONASALE TO WALL #694
 ..SELLION TO WALL #741
 ..SUBNASALE TO WALL #829
 ..THUMB-TIP REACH #867
 ..THUMB-TIP REACH, EXTENDED #869
 ..TRAGION TO WALL #884

 WEIGHT
 ..WEIGHT #957
 ..WEIGHT AS REPORTED BY SUBJECT #960

 WEIGHT #957

 WEIGHT AS REPORTED BY SUBJECT #960

 WRIST
 ..ELBOW-WRIST LENGTH #324
 ..RADIALE-STYLION LENGTH #698
 ..SLEEVE LENGTH (SPINE-WRIST) #772
 ..SLEEVE LENGTH-POSTERIOR #773
 ..WRIST BREADTH #964

INDEX BY NAME, ANATOMICAL REGION, AND ANTHROPOMETRIC TECHNIQUE

WRIST CONTINUED

..WRIST CIRCUMFERENCE #967
..WRIST HEIGHT #973

WRIST BREADTH #964

WRIST CIRCUMFERENCE #967

WRIST HEIGHT #973

ZYGOMATIC

..BIZYGOMATIC BREADTH #165

THE DATA: METRIC AND ENGLISH UNITS

METRIC VALUES	MEAN	STD DEV	COEF OF V	-N-	1ST	5TH	10TH	25TH	50TH	75TH	90TH	95TH	99TH
6. ABDOMINAL DEPTH, SITTING.....													
19. USAF SURVEY 1965	23.01	2.61	11.34%	3869	18.7	19.8	20.3	21.1	22.4	24.3	26.5	28.1	31.2
20. OFFICERS---1965	24.69	2.56	10.37%	549	20.2	21.1	21.7	22.8	24.4	26.2	28.1	29.4	32.0
21. ENLISTED MEN '65	23.99	3.03	12.63%	792	18.9	20.1	20.7	21.8	23.4	25.6	28.1	29.7	33.1
23. BASIC-TRAINEE'S	22.34	2.18	9.76%	2527	18.7	19.6	20.1	20.9	21.9	23.3	25.1	26.5	30.0
45. AUSTRALIAN PILOTE	21.28	2.12	9.96%	35	17.8	17.8	18.6	19.8	21.3	22.7	24.0	24.8	
66. ROYAL AIR FORCE	24.19	2.26	9.34%	588	19.5	20.7	21.4	22.5	24.1	25.6	27.1	28.2	30.6
76. AUSTRALIAN PILOT/M	24.90	3.60	14.46%	75	19.0	20.3	22.4	24.9	27.3	29.5	30.8		
8. ABDOMINAL EXTENSION CIRCUMFERENCE.....													
2. US WOMEN-D/A 1940	91.95	11.96	13.01%	****	(72.3)	(74.8)	(76.9)	(83.9)	(85.0)	(89.8)	(94.9)	(98.6)	(107.4)
7. AIR FORCE WMN '68	85.64	7.28	8.50%	1905	71.6	74.8	76.9	80.6	85.0	89.8	94.9	98.6	107.4
8. WAF-NURSE OFCRS	87.95	8.07	9.18%	548	73.2	76.2	78.1	82.0	87.0	92.9	99.0	102.9	110.8
9. ENLISTED WAFS/M	85.16	6.57	7.71%	1216	72.0	75.0	77.1	80.7	84.9	89.0	93.2	96.2	103.7
10. ENLISTED WAFS/B	80.90	6.87	8.49%	131	70.9	72.7	75.1	80.2	84.5	89.4	93.2		
43. ENGLISH CIV WOMEN	88.43	8.82	9.97%	4935	76.8	78.7	82.3	87.0	93.1	100.4	105.1		
46. JAPANESE CIV. WMN	84.40	6.50	7.70%	1622	(73.7)	(76.8)	(78.7)	(80.0)	(82.3)	(88.8)	(95.1)		
9. ABDOMINAL EXTENSION CIRCUMFERENCE, OVER FOUNDATION GARMENT.....													
2. US WOMEN-D/A 1940	91.80	11.79	12.84%	****	(72.4)	(76.9)	(78.9)	(82.5)	(86.8)	(91.6)	(96.8)	(100.5)	(109.3)
7. AIR FORCE WMN '68	87.48	7.26	8.30%	1513	73.6	76.9	78.9	82.5	86.8	91.6	96.8	100.5	109.3
8. WAF-NURSE OFCRS	90.57	8.32	9.19%	390	75.9	78.6	80.6	84.5	89.7	95.6	101.7	105.7	114.5
9. ENLISTED WAFS/M	86.72	6.45	7.44%	1018	73.7	76.9	78.9	82.3	86.3	90.6	94.9	97.8	104.1
10. ENLISTED WAFS/B	83.45	6.43	7.71%	98	73.9	75.8	79.1	82.8	87.0	91.8	95.4		
10. ABDOMINAL EXTENSION DEPTH.....													
7. AIR FORCE WMN '68	20.89	2.12	10.15%	1905	16.9	17.9	18.5	19.5	20.6	22.0	23.6	24.8	27.9
8. WAF-NURSE OFCRS	21.53	2.48	11.52%	548	16.9	18.2	18.7	19.7	21.1	23.0	25.0	26.3	28.8
9. ENLISTED WAFS/M	20.64	1.89	9.16%	1216	16.8	17.9	18.4	19.4	20.5	21.7	22.9	23.9	26.2
10. ENLISTED WAFS/B	20.62	1.93	9.36%	131	17.7	17.7	18.3	19.3	20.5	21.6	22.9	23.9	
15. A.A.F. CADETS '42	21.00	1.60	7.62%	2953	18.3	18.9	19.7	20.8	21.9	23.0	23.7		
16. A.A.F. GUNNERS '42	21.00	1.60	7.62%	583	18.3	18.8	19.7	20.7	21.8	22.9	23.6		
89. SWEDISH AVIATORS	22.33	1.82	8.15%	240	(19.3)	(19.3)	(21.1)	(21.1)	(23.6)	(25.3)			
14. ABDOMINAL EXTENSION DEPTH, OVER FOUNDATION GARMENT.....													
7. AIR FORCE WMN '68	19.80	2.46	12.42%	1513	15.4	16.4	17.0	18.1	19.5	21.1	23.0	24.4	27.9
8. WAF-NURSE OFCRS	20.95	2.91	13.89%	390	15.9	16.9	17.5	18.8	20.6	22.8	25.0	25.4	28.8
9. ENLISTED WAFS/M	19.40	2.13	10.98%	1018	15.4	16.3	16.9	18.0	19.2	20.6	22.0	23.1	26.1
10. ENLISTED WAFS/B	19.36	2.20	11.36%	98	16.2	16.8	17.8	19.2	20.7	22.3	23.5		
18. ABDOMINAL EXTENSION HEIGHT.....													
2. US WOMEN-D/A 1940	92.13	4.93	5.35%	****	(84.0)	(86.1)	(87.5)	(88.8)	(93.0)	(96.1)	(99.0)	(100.2)	
7. AIR FORCE WMN '68	93.15	4.42	4.75%	1905	83.4	86.1	87.5	90.1	93.0	96.1	99.0	100.7	104.0
8. WAF-NURSE OFCRS	93.15	4.57	4.91%	548	83.1	85.5	87.1	90.0	93.2	96.2	99.0	100.7	104.7
9. ENLISTED WAFS/M	93.02	4.30	4.62%	1216	83.7	86.2	87.6	90.0	92.8	95.9	98.7	100.4	103.5

ENGLISH VALUES	MEAN	STD DEV	COEF OF V	-N-	1ST	5TH	10TH	25TH	50TH	75TH	90TH	95TH	99TH
6. ABDOMINAL DEPTH, SITTING.....													
19. USAF SURVEY 1965	9.06	1.03	11.37%	3859	7.4	7.8	8.0	8.3	8.8	9.6	10.5	11.1	12.3
20. OFFICERS---1965	9.72	1.01	10.39%	549	7.9	8.3	8.5	9.0	9.6	10.3	11.1	11.6	12.6
21. ENLISTED MEN*65	9.44	1.19	12.61%	792	7.4	7.9	8.1	8.6	9.2	10.1	11.1	11.7	13.0
22. BASIC TRAINEES	8.80	.86	9.77%	2527	7.4	7.7	7.9	8.2	8.6	9.2	9.9	10.4	11.8
42. AUSTRALIAN PILOT/1E	8.38	.83	9.90%	35		7.0	7.3	7.8	8.4	8.9	9.4	9.8	
66. ROYAL AIR FORCE	9.52	.89	9.35%	588	7.7	8.2	8.4	8.9	9.5	10.1	10.7	11.1	12.0
76. AUSTRALIAN PILOT/M	9.80	1.42	14.49%	75		7.5	8.0	8.8	9.8	10.7	11.6	12.1	
8. ABDOMINAL EXTENSION CIRCUMFERENCE.....													
2. US WOMEN-D/A 1940	36.20	4.71	13.01%	****	(28.5)	(33.0)	(39.4)	(43.9)					
7. AIR FORCE WMN *68	33.72	2.87	8.51%	1905	28.2	29.5	30.3	31.7	33.5	35.4	37.4	38.8	42.3
8. WAF-NURSE OFCRS	34.63	3.18	9.18%	548	28.8	30.0	30.8	32.3	34.3	36.6	39.0	40.5	43.6
9. ENLISTED WAFS/W	33.53	2.59	7.72%	1216	28.4	29.5	30.3	31.8	33.4	35.0	36.7	37.9	40.8
10. ENLISTED WAFS/B	31.85	2.70	8.48%	131	27.9	28.6	30.0	31.6	33.3	35.2	36.7		
43. ENGLISH CIV WOMEN	34.81	3.47	9.97%	4995	30.2	31.0	32.4	34.3	36.7	39.5	41.4		
46. JAPANESE CIV. WMN	33.20	2.60	7.83%	1622	(28.9)	(31.4)	(35.0)	(37.5)					
9. ABDOMINAL EXTENSION CIRCUMFERENCE, OVER FOUNDATION GARMENT.....													
2. US WOMEN-D/A 1940	36.14	4.64	12.84%	****	(28.5)	(33.0)	(39.3)	(43.8)					
7. AIR FORCE WMN *68	34.44	2.86	8.30%	1513	29.0	30.3	31.1	32.5	34.2	36.1	38.1	39.6	43.0
8. WAF-NURSE OFCRS	35.66	3.28	9.20%	390	29.9	31.0	31.7	33.3	35.3	37.6	40.0	41.6	45.1
9. ENLISTED WAFS/W	34.14	2.54	7.44%	1018	29.0	30.3	31.1	32.4	34.0	35.7	37.4	38.5	41.0
10. ENLISTED WAFS/B	32.85	2.53	7.70%	98	29.1	29.9	31.1	32.6	34.3	36.1	37.6		
10. ABDOMINAL EXTENSION DEPTH.....													
7. AIR FORCE WMN *68	8.22	.83	10.10%	1905	6.7	7.1	7.3	7.7	8.1	8.7	9.3	9.8	11.0
8. WAF-NURSE OFCRS	8.48	.98	11.56%	548	6.7	7.2	7.4	7.8	8.3	9.0	9.8	10.4	11.4
9. ENLISTED WAFS/W	8.13	.74	9.10%	1216	6.6	7.0	7.3	7.6	8.1	8.5	9.0	9.4	10.3
10. ENLISTED WAFS/B	8.12	.76	9.36%	131		7.0	7.2	7.6	8.1	8.5	9.0	9.4	
15. A.A.F. CADETS *42	8.30	.60	7.23%	2959		7.2	7.5	7.8	8.2	8.6	9.1	9.3	
16. A.A.F. GUNNERS *42	8.30	.60	7.23%	583		7.2	7.4	7.8	8.2	8.6	9.0	9.3	
89. SWEDISH AVIATORS	8.79	.72	8.19%	240	(7.6)	(8.3)	(9.3)	(10.0)					
14. ABDOMINAL EXTENSION DEPTH, OVER FOUNDATION GARMENT.....													
7. AIR FORCE WMN *68	7.79	.97	12.45%	1513	6.1	6.5	6.7	7.1	7.7	8.3	9.1	9.6	11.0
8. WAF-NURSE OFCRS	8.25	1.15	13.94%	390	6.3	6.6	6.9	7.4	8.1	9.0	9.9	10.4	11.3
9. ENLISTED WAFS/W	7.64	.84	10.99%	1018	6.1	6.4	6.7	7.1	7.6	8.1	8.7	9.1	10.3
10. ENLISTED WAFS/B	7.62	.86	11.29%	98		6.4	6.6	7.0	7.5	8.1	8.8	9.3	
18. ABDOMINAL EXTENSION HEIGHT.....													
2. US WOMEN-D/A 1940	36.27	1.94	5.35%	****	(33.1)	(35.0)	(37.6)	(39.5)					
7. AIR FORCE WMN *68	36.67	1.74	4.75%	1905	32.9	33.9	34.5	35.5	36.6	37.8	39.0	39.7	41.0
8. WAF-NURSE OFCRS	36.67	1.80	4.91%	548	32.7	33.7	34.3	35.4	36.7	37.9	39.0	39.7	41.2
9. ENLISTED WAFS/W	36.62	1.69	4.61%	1216	32.9	34.0	34.5	35.4	36.5	37.7	38.9	39.5	40.8

METRIC VALUES	MEAN	STD DEV	COEF OF V	-N-	1ST	5TH	10TH	25TH	50TH	75TH	90TH	95TH	99TH
16. ABDOMINAL EXTENSION HEIGHT-CONTINUED													
10. ENLISTED WAFS/B	94.67	4.53	4.79%	131	87.3	88.6	91.3	94.6	98.0	100.7	102.2		
19. ABDOMINAL EXTENSION HEIGHT, OVER FOUNDATION GARMENT.....													
7. AIR FORCE W/M	98	92.84	4.31	4.64%	1513	83.2	85.8	87.3	89.9	92.8	95.8	98.4	100.1
8. WAF-NURSE OFCRS	92.72	4.46	4.81%	390	82.3	85.3	86.9	89.7	92.7	95.7	98.4	100.1	103.4
9. ENLISTED WAFS/W	92.75	4.21	4.54%	1018	83.4	86.0	87.4	89.9	92.7	95.6	98.2	99.8	102.6
10. ENLISTED WAFS/B	94.37	4.42	4.68%	98	87.3	88.7	91.1	94.2	97.5	100.5	102.3		
20. ABDOMINAL EXTENSION TO WALL													
43. ENGLISH CIV WOMEN	25.20	3.45	13.69%	4995	20.7	21.4	22.8	24.6	27.0	30.0	31.9		
23. ACROMIAL HEIGHT.....													
1. STEWARDSES	1971	135.18	4.65	3.44%	422	127.6	129.1	131.8	135.2	138.5	141.4	143.1	
5. MAC SEPARATEE	1946	133.63	5.51	4.12%	8118	121.3	124.7	126.6	129.8	133.5	137.3	140.8	147.0
6. WAF BASIC TR	1952	131.48	5.53	4.21%	849	122.4	124.4	127.8	131.7	135.3	138.3	140.8	
7. AIR FORCE W/M	98	131.86	5.48	4.16%	1905	120.1	123.0	124.8	128.0	131.7	135.6	139.1	141.1
8. WAF-NURSE OFCRS	132.36	5.62	4.25%	548	120.1	122.9	124.8	128.4	132.5	136.3	139.5	141.4	144.7
9. ENLISTED WAFS/W	131.69	5.39	4.09%	1216	120.1	123.2	124.9	127.9	131.4	135.2	138.8	140.9	144.6
10. ENLISTED WAFS/B	131.71	5.36	4.07%	131	123.1	124.8	127.7	131.4	135.4	139.0	141.1		
13. AIR TRAFFIC CNTRL	146.84	6.57	4.47%	678	137.4	139.8	142.5	146.8	150.7	154.3	156.7		
17. USAF BASIC TR	52	142.04	6.13	4.32%	3326	132.0	133.4	138.0	142.0	146.0	149.8	152.2	
18. USAF FLY PRSNL	50	143.55	5.73	3.99%	4000	130.3	134.1	136.2	139.7	143.6	147.4	150.9	157.3
19. USAF SURVEY	1965	143.30	6.14	4.28%	3869	129.4	133.4	135.5	139.1	143.2	147.4	151.3	158.1
20. OFFICERS---	1965	145.46	5.87	4.04%	549	132.3	135.7	137.8	141.3	145.4	149.6	153.2	155.3
21. ENLISTED MEN	65	143.29	6.25	4.36%	792	129.1	133.1	135.4	139.1	143.2	147.3	151.2	153.8
23. BASIC TRAINEES	142.85	6.06	4.24%	2527	129.0	133.0	135.2	138.7	142.8	146.9	150.7	153.0	157.3
25. USAF FLY PRSNL	67	145.21	5.75	3.96%	2420	131.9	135.7	137.8	141.3	145.2	149.1	152.7	154.8
26. STUDENT PLT	67	144.96	5.45	3.76%	505	132.8	136.0	137.9	141.1	144.8	148.7	152.1	157.8
27. RATED PILOTS	67	145.40	5.71	3.93%	1187	131.3	135.9	138.1	141.6	145.4	149.3	152.7	154.8
28. SDT NAVIGAT	67	145.92	5.86	4.02%	188	136.4	138.4	141.8	145.8	149.9	153.6	155.6	
29. RTO NAVIGAT	67	144.94	6.04	4.17%	505	131.5	135.2	137.2	140.7	144.7	149.0	152.9	159.2
30. ARMY SOLDIERS	66	143.72	6.22	4.33%	6682	129.3	133.6	135.8	139.5	143.6	147.8	151.8	154.1
31. NAVY ENLISTED	66	143.95	6.18	4.29%	4095	129.7	134.2	136.3	139.8	143.7	148.0	152.1	154.6
33. MARINE ENLIST	66	143.98	5.96	4.14%	2008	131.2	134.4	136.4	139.8	143.8	148.0	151.8	154.2
36. ARMY-AVIATORS	70	143.06	5.91	4.13%	1493	129.9	133.3	135.4	139.0	143.1	147.1	150.7	152.8
42. GERMAN OFFC WOMEN	132.10	5.00	3.79%	1156	(123.9)	(128.7)	(135.5)	(140.3)					
44. SWEDISH CIV WOMEN	133.76	4.45	3.33%	215	(126.4)	(130.8)	(136.8)	(141.1)					
47. SWEDISH-IND-NGR	135.70	5.00	4.42%	77	(125.8)	(131.7)	(139.7)	(145.6)					
48. NATO SURVEY-60/61	138.47	5.52	3.99%	3325	126.4	129.5	131.4	134.6	138.4	142.2	145.6	147.7	151.6
49. TURKISH MIL.	60	137.68	5.29	3.84%	912	127.1	129.4	131.0	133.8	137.5	141.3	144.8	145.8
50. GREEK MILIT	61	138.60	5.40	3.90%	1071	126.2	129.8	131.7	134.9	138.5	142.2	145.6	147.7
51. ITALIAN MIL.	51	138.91	5.72	4.12%	1342	126.2	129.4	131.4	135.0	138.9	142.8	146.1	148.2

ENGLISH VALUES	MEAN	STD DEV	COEF OF V	-N-	1ST	5TH	10TH	25TH	50TH	75TH	90TH	95TH	99TH
PERCENTILES													
18. ABDOMINAL EXTENSION HEIGHT-CONTINUED													
10. ENLISTED WAFS/B	37.27	1.78	4.78%	131		34.4	34.9	36.0	37.3	38.6	39.7	40.2	
19. ABDOMINAL EXTENSION HEIGHT, OVER FOUNDATION GARMENT.....													
7. AIR FORCE WMN '68	36.55	1.70	4.65%	1513	32.7	33.8	34.4	35.4	36.5	37.7	38.8	39.4	40.6
8. WAF-NURSE OFCRS	36.51	1.76	4.82%	390	32.4	33.6	34.2	35.3	36.5	37.7	38.8	39.4	40.7
9. ENLISTED WAFS/M	36.52	1.66	4.55%	1018	32.8	33.8	34.4	35.4	36.5	37.6	38.7	39.3	40.4
10. ENLISTED WAFS/B	37.15	1.74	4.68%	98	34.4	34.9	34.9	35.9	37.1	38.4	39.6	40.3	
20. ABDOMINAL EXTENSION TO WALL.....													
43. ENGLISH CIV WOMEN	9.92	1.36	13.71%	4995		8.2	8.4	9.0	9.7	10.6	11.8	12.6	
23. ACROMIAL HEIGHT.....													
1. STEWARDSES 1971	53.22	1.83	3.44%	422		50.2	50.8	51.9	53.2	54.5	55.7	56.3	
5. WAC SEPARATEE 1946	52.61	2.17	4.12%	8118	47.8	49.1	49.9	51.1	52.6	54.1	55.4	56.3	57.9
6. WAF BASIC TR 1952	51.76	2.18	4.21%	849	46.9	48.2	49.0	50.3	51.9	53.3	54.5	55.4	57.3
7. AIR FORCE WMN '68	51.91	2.16	4.16%	1905	47.3	48.4	49.1	50.4	51.9	53.4	54.8	55.6	57.0
8. WAF-NURSE OFCRS	52.11	2.21	4.24%	548	47.3	48.4	49.1	50.6	52.2	53.7	54.9	55.7	57.1
9. ENLISTED WAFS/M	51.84	2.12	4.09%	1216	47.3	48.5	49.2	50.3	51.7	53.3	54.7	55.5	57.0
10. ENLISTED WAFS/B	51.85	2.11	4.07%	131	48.5	49.1	49.1	50.3	51.7	53.3	54.7	55.5	
13. AIR TRAFFIC CNTRL	57.81	2.59	4.48%	678		54.1	55.0	56.1	57.8	59.3	60.7	61.7	
17. USAF BASIC TR '52	55.90	2.41	4.31%	3326	50.3	52.0	52.5	54.3	55.9	57.5	59.0	59.9	61.8
18. USAF FLY PRSNL '50	56.52	2.26	4.00%	4000	51.3	52.8	53.6	55.0	56.5	58.0	59.4	60.2	61.9
19. USAF SURVEY 1965	56.42	2.42	4.29%	3869	50.9	52.5	53.4	54.8	56.4	58.0	59.6	60.5	62.3
20. OFFICERS---1965	57.27	2.31	4.03%	549	52.1	53.4	54.2	55.6	57.3	58.9	60.3	61.1	62.6
21. ENLISTED MEN '65	56.41	2.46	4.36%	792	50.8	52.4	53.3	54.8	56.4	58.0	59.5	60.5	62.8
23. BASIC TRAINEE '65	56.24	2.39	4.25%	2527	50.8	52.4	53.2	54.6	56.2	57.8	59.3	60.2	61.9
25. USAF FLY PRSNL '67	57.17	2.27	3.97%	2420	51.9	53.4	54.3	55.6	57.2	58.7	60.1	60.9	62.4
26. STUDENT PLT '67	57.07	2.15	3.77%	505	52.3	53.6	54.3	55.5	57.0	58.5	59.9	60.7	62.1
27. RATED PILOTS '67	57.24	2.25	3.93%	1187	51.7	53.5	54.4	55.8	57.3	58.8	60.1	60.9	62.3
28. SDT NAVIGAT '67	57.45	2.31	4.02%	188		53.7	54.5	55.8	57.4	59.0	60.5	61.3	
29. RTO NAVIGAT '67	57.06	2.38	4.17%	505	51.8	53.3	54.0	55.4	57.0	58.7	60.2	61.1	62.7
30. ARMY SOLDIERS '66	56.58	2.45	4.33%	6682	50.9	52.6	53.5	54.9	56.6	58.2	59.8	60.7	62.4
31. NAVY ENLISTED '66	56.67	2.43	4.29%	4095	51.1	52.8	53.7	55.0	56.6	58.3	59.9	60.9	62.6
33. MARINE ENLIST '66	56.69	2.35	4.15%	2008	51.6	52.9	53.7	55.0	56.6	58.3	59.8	60.7	62.5
36. ARMY AVIATORS '70	56.32	2.33	4.14%	1482		52.5	53.3	54.7	56.3	57.9	59.3	60.2	
42. GERMAN OFFC WKR/F	52.01	1.97	3.79%	1160	(48.8)	(49.8)	(50.7)	(51.5)	(53.3)	(55.3)	(57.3)	(59.3)	
44. SWEDISH CIV WOMEN	52.66	1.75	3.32%	215	(49.8)	(49.8)	(51.5)	(53.8)	(55.5)	(57.3)	(59.3)	(61.3)	
47. SWEDISH-INV W88ZE	53.42	2.36	4.42%	77	(49.5)	(49.5)	(51.8)	(53.8)	(55.8)	(57.8)	(59.8)	(61.8)	
48. NATO SURVEY-60/61	54.52	2.17	3.98%	3325	49.8	51.0	51.7	53.0	54.5	56.0	57.3	58.2	59.7
49. TURKISH MIL '60	54.20	2.08	3.84%	912	50.0	51.0	51.6	52.7	54.1	55.6	57.0	57.8	59.1
50. GREEK MILIT '61	54.57	2.12	3.86%	1071	49.7	51.1	51.9	53.1	54.5	56.0	57.3	58.1	59.6
51. ITALIAN MIL '61	54.69	2.25	4.11%	1342	49.7	50.9	51.7	53.1	54.7	56.2	57.5	58.4	60.1

METRIC VALUES	MEAN	STD DEV	COEF OF V	-N-	1ST	5TH	10TH	25TH	50TH	75TH	90TH	95TH	99TH
23. ACROMIAL HEIGHT-CONTINUED													
52.BANTU MINERS	139.15	5.77	4.15%	485	130.5	137.6	134.5	137.6	138.8	145.7	149.5	149.2	
53.FRENCH ARMY	141.79	6.14	4.33%	734	132.5	137.8	137.8	141.6	141.6	147.9	151.5	152.9	
54.FRENCH PILOTS	144.65	5.03	3.48%	65	136.3	137.4	137.4	140.0	144.5	147.3	149.4	151.7	
55.FRENCH STUD PILOT	143.40	4.91	3.42%	101	135.9	137.4	137.4	140.0	143.5	147.3	149.4	151.7	
56.FRENCH NAVY -I	141.14	5.78	4.10%	212	131.7	134.0	137.0	140.7	145.2	148.6	151.2		
57.FRENCH NAVY -II	143.07	5.36	3.75%	100	134.7	136.1	138.9	142.7	146.8	150.9	151.9		
59.GERMAN AVIATORS	147.16	5.79	3.93%	1006	133.6	137.6	139.7	143.2	147.1	151.1	154.7	156.9	160.8
60.GERMAN 20 YR OLOS	143.90	5.50	3.82%	7144	135.0	136.9	140.1	143.9	147.6	151.2	153.2		
61.GERMANS/25-40 YRS	146.40	5.80	3.96%	2643	137.4	138.8	142.3	146.3	150.3	153.3	156.7		
67.RAF AIRCREW	149.86	5.79	3.86%	200	139.5	141.5	145.8	149.9	153.2	157.0	159.0		
73.CZECH LUMBERMEN	137.70	5.70	4.14%	1110	(128.3)	(133.9)	(141.5)						
75.LATIN AMERICANS	137.60	5.50	4.06%	1985	128.6	130.4	133.2	136.8	140.5	144.1	146.8		
78.SOUTH AFRICANS	144.22	5.85	4.06%	1438	134.9			143.9					
80.JAPANESE AIRFORCE	134.57	4.81	3.57%	1176	127.1	128.6	131.3	134.4	137.7	140.8	142.7		
81.JAPAN AF PILOTS	135.84	4.66	3.43%	210	128.9	130.2	132.6	135.5	138.7	141.9	143.9		
82.JAPAN AF NAVIG	134.45	4.77	3.55%	538	127.4	128.7	131.2	134.2	137.5	140.7	142.7		
83.JAPANESE PILOTS	136.32	4.68	3.43%	210	128.5	131.0	133.1	136.4	138.7	142.3	144.4		
84.THAI MILITARY	134.30	4.80	3.57%	2950	126.5	128.5	131.5	134.5	138.0	141.5	142.5		
85.VIETNAM MILITARY	131.31	5.00	3.81%	2127	120.7	123.6	125.3	128.2	131.6	135.0	138.2	140.1	143.7
86.R.O.K.A.F. PILOTS	138.73	4.37	3.15%	254	131.1	131.6	135.9	138.8	142.0	144.5	146.1		
87.KOREAN FORCES -65	134.10	4.70	3.56%	3747	126.3	128.3	131.2	134.3	137.3	140.0	141.5		
88.SWEDISH IND WKR/M	144.30	6.20	4.30%	87	(134.1)	(140.1)	(148.5)						
90.IRANIAN MILITARY	136.72	5.40	3.95%	9414	128.1	130.0	133.0	136.6	140.3	143.8	145.9		
25. ACROMIAL HEIGHT, SITTING.....													
-1.SIEWARDESSES-1921	57.14	2.56	4.48%	423	52.7	53.7	55.4	57.3	59.0	60.4	61.2		
18.USAF FLY PRSNL'50	59.09	2.85	4.82%	4000	54.3	55.4	57.2	59.1	61.0	62.7	63.7		
24.NAVY FLYERS '64	60.44	2.70	4.47%	1529	54.6	56.0	56.9	58.6	60.5	62.3	63.9	64.9	65.6
25.USAF FLY PRSNL'67	61.05	2.85	4.67%	2420	54.4	56.5	57.5	59.1	61.0	63.0	64.8	65.9	67.1
26.STUDENT PLT '67	60.81	2.84	4.67%	505	54.8	56.5	57.3	58.9	60.7	62.7	64.6	65.7	67.7
27.RATED PILOTS'67	61.09	2.79	4.57%	1187	54.4	56.5	57.6	59.2	61.1	63.0	64.7	65.7	67.3
28.SOT NAVIGAT '67	61.32	3.07	5.01%	188	56.3	57.6	59.5	61.3	63.0	65.0	66.5		
29.RTD NAVIGAT '67	61.19	2.92	4.77%	505	56.5	57.5	59.2	61.1	63.1	65.1	66.2	68.2	
39.ALAN-ENEORCE-QUEER	61.52	2.93	4.76%	2988	54.6	56.5	57.5	59.2	61.1	63.1	65.1	66.2	68.2
42.GERMAN OFFC WKR/F	52.70	2.70	5.12%	1166	54.7	56.8	57.9	59.5	61.4	63.5	65.4	66.5	68.4
44.SWEDISH CIV WOMEN	56.19	2.76	4.91%	213	(48.3)	(50.9)	(54.5)						
45.AUSTRAL'N PILOT/F	59.64	2.46	4.12%	35	(51.6)	(54.3)	(58.1)						
44.SWEDISH CIV WOMEN	56.19	2.70	5.12%	1166	(48.3)	(50.9)	(54.5)						
45.AUSTRAL'N PILOT/F	59.64	2.46	4.12%	35	(51.6)	(54.3)	(58.1)						
44.SWEDISH CIV WOMEN	56.19	2.70	5.12%	1166	(48.3)	(50.9)	(54.5)						
45.AUSTRAL'N PILOT/F	59.64	2.46	4.12%	35	(51.6)	(54.3)	(58.1)						
52.BANTU MINERS	56.65	2.56	4.52%	485	(52.5)	(55.4)	(59.4)						
53.FRENCH ARMY	60.01	2.92	4.87%	794	55.5	56.2	58.0	60.0	61.9	63.9	64.9		
54.FRENCH PILOTS	61.74	2.70	4.37%	65	56.9	57.9	59.4	62.1	63.7	65.3	65.5		
55.FRENCH STUD PILOT	61.32	2.79	4.55%	101	56.9	57.9	59.4	61.3	62.9	64.6	65.6		

ENGLISH VALUES			1ST	5TH	10TH	25TH	50TH	75TH	90TH	95TH	99TH
PERCENTILES											
STO	COEF	MEAN									
DEV	OF V										
23. ACROMIAL HEIGHT-CONTINUED											
52.BANTU MINERS	4.14%	54.78	51.4	53.0	54.2	54.6	57.4	58.9	58.7	60.2	
53.FRENCH ARMY	4.34%	55.82	52.2	54.3	55.7	55.7	58.2	59.6	60.0	60.0	
54.FRENCH PILOTS	3.48%	56.95	53.5	54.1	55.1	56.5	58.0	58.8	59.7	59.7	
55.FRENCH STUD PILOT	3.42%	56.46	51.9	52.8	53.9	55.4	57.2	58.5	59.5	59.5	
56.FRENCH NAVY -I	4.10%	55.57	53.0	53.6	54.7	56.2	57.8	59.4	59.8	59.8	63.3
57.FRENCH NAVY -II	3.75%	56.33	54.2	55.0	56.4	57.9	59.5	60.9	61.8	61.8	
59.GERMAN AVIATORS	3.94%	57.94	53.1	53.9	55.2	56.7	58.1	59.5	60.3	60.3	
60.GERMAN 20 YR OLDS	3.83%	56.65	54.1	54.6	56.0	57.6	59.2	60.4	61.7	61.7	
61.GERMANS/25-40 YRS	3.96%	57.64	54.9	55.7	57.4	59.0	60.3	61.8	62.6	62.6	
67.RAF AIRCREW	3.86%	59.00	(50.5)	(52.7)	(52.7)	(53.9)	(55.7)	(57.9)	(57.9)	(57.9)	
73.CZECH LUMBERMEN	4.13%	54.21	50.6	51.3	52.4	53.9	55.3	56.7	57.8	57.8	
75.LATIN AMERICANS	4.06%	54.20	53.1	50.6	51.7	52.9	54.2	55.4	56.2	56.2	
78.SOUTH AFRICANS	4.05%	56.78	50.0	50.6	51.7	52.9	54.2	55.4	56.2	56.2	
80.JAPANESE AIRFORCE	3.57%	52.98	50.7	51.3	52.2	53.3	54.6	55.9	56.7	56.7	
81. JAPAN AF PILOTS	3.42%	53.48	50.2	50.7	51.7	52.8	54.1	55.4	56.2	56.2	
82. JAPAN AF NAVIG	3.55%	52.94	50.6	51.6	52.4	53.7	54.6	56.0	56.9	56.9	
83.JAPANESE PILOTS	3.43%	53.67	49.8	50.6	51.8	53.0	54.3	55.7	55.1	55.1	56.6
84.THAI MILITARY	3.56%	52.67	47.5	48.7	49.3	50.5	51.8	53.2	54.4	55.2	
85.VIETNAM MILITARY	3.81%	51.70	51.6	51.8	53.5	54.6	55.9	56.9	57.5	57.5	
86.R.O.K.A.F. PILOTS	3.15%	54.62	49.7	50.5	51.7	52.9	54.1	55.1	55.7	55.7	
87.KOREAN FORCES -65	3.50%	52.80	(52.8)	(55.2)	(55.2)	(58.5)	(60.8)	(60.8)	(60.8)	(60.8)	
88.SWEDISH IND WKR/M	4.30%	56.81	50.4	51.2	52.4	53.8	55.2	56.6	57.4	57.4	
90.IRANIAN MILITARY	3.96%	53.83	20.7	21.1	21.8	22.6	23.2	23.8	24.1	24.1	
25. ACROMIAL HEIGHT, SITTING.....											
-1.SIEMARDESSES-1921	4.49%	22.50	20.6	21.4	21.8	22.5	23.3	24.0	24.7	25.1	25.8
18.USAF FLY PRSNL/50	4.82%	23.26	21.5	22.0	22.4	23.1	23.8	24.5	25.1	25.5	26.4
24.NAVY FLYERS '64	4.45%	23.80	21.4	22.2	22.6	23.3	24.0	24.8	25.5	25.9	26.7
25.USAF FLY PRSNL/67	4.66%	24.04	21.6	22.2	22.6	23.2	23.9	24.7	25.4	25.9	26.6
26. STUDENT PLT '67	4.68%	23.94	21.6	22.2	22.6	23.2	23.9	24.7	25.4	25.9	26.5
27. RATED PILOTS/67	4.57%	24.05	21.4	22.3	22.7	23.3	24.0	24.8	25.5	25.9	26.5
28. SOT NAVIGAT '67	5.01%	24.14	22.2	22.7	23.3	24.0	24.8	25.5	26.1	26.9	
29. RTO NAVIGAT '67	4.77%	24.09	21.5	22.2	22.6	23.3	24.1	24.9	25.6	26.1	26.9
39.LAW-ENFORCE-OEECR	4.75%	24.22	21.5	22.4	22.8	23.4	24.2	25.0	25.7	26.2	26.9
42.GERMAN OFFC WKR/F	5.11%	22.75	(19.0)	(20.0)	(20.0)	(21.5)	(22.9)	(23.9)	(23.9)	(23.9)	
44.GERMAN CIV WOMEN	4.93%	22.12	(20.3)	(21.4)	(21.4)	(23.5)	(24.1)	(24.7)	(24.7)	(24.7)	
45.SWEDISH PILOT/F	4.13%	23.48	21.9	22.2	22.8	23.5	24.1	24.7	25.1	25.1	
47.AUSTRALIAN PILOT/F	5.22%	22.59	(20.6)	(21.8)	(21.8)	(23.3)	(23.4)	(23.4)	(23.4)	(23.4)	
47.SWEDISH-IND.WKR/E	4.53%	22.59	20.6	21.9	22.1	22.8	23.6	24.4	25.2	25.6	
52.BANTU MINERS	4.87%	23.30	21.9	22.4	22.8	23.4	24.4	25.1	25.7	25.8	
53.FRENCH ARMY	4.36%	23.63	22.4	22.8	23.4	24.1	24.8	25.4	25.4	25.4	
54.FRENCH PILOTS	4.56%	24.31	22.4	22.8	23.4	24.1	24.8	25.4	25.4	25.4	
55.FRENCH STUD PILOT		24.14	22.4	22.8	23.4	24.1	24.8	25.4	25.4	25.4	

METRIC VALUES	MEAN	STD DEV	COEF OF V	-N-	1ST	5TH	10TH	25TH	50TH	75TH	90TH	95TH	99TH
25. ACROMIAL HEIGHT, SITTING-CONTINUED													
56.FRENCH NAVY -I	60.15	2.66	4.42%	212	56.1	56.8	58.1	60.1	62.1	63.6	64.6		
57.FRENCH NAVY -II	61.60	2.81	4.56%	100	57.1	57.7	59.8	61.5	63.5	65.1	66.7		
58.GERMAN TANKERS	61.52	2.92	4.75%	297	56.6	57.6	59.7	61.5	63.8	65.0	66.0		
65.ROYAL ARMOR CORP	58.76	3.08	5.24%	500	53.8	54.8	56.6	58.5	60.9	62.7	63.8		
66.ROYAL AIR FORCE	61.24	2.83	4.62%	2000	56.4	57.5	59.3	61.2	63.1	64.8	65.8		
68.RCAF PILOTS	61.26	3.04	4.96%	314	56.1	57.1	59.1	61.2	63.2	65.2	66.2		
69.RCAF NAVIGATORS	60.90	3.04	4.99%	290	55.6	56.8	58.6	60.7	62.9	65.0	66.0		
70.NEW ZEALAND AIRF.	61.41	2.97	4.84%	238	(56.5)	(59.4)	(63.4)	(66.3)	(69.3)	(72.3)	(75.3)		
71.AUSTRALIAN CADETS	60.00	3.40	5.67%	97	52.1	58.8	59.1	60.1	62.1	63.9	64.9		
72.AUSTRALIAN RATED	60.60	4.30	7.10%	384	52.0	56.3	58.0	60.1	62.1	63.9	64.9		
76.AUSTRALIAN PILOT/M	60.19	2.94	4.89%	75	55.3	56.3	58.0	60.1	62.1	63.9	64.9		
78.SOUTH AFRICANS	60.58	2.69	4.44%	1314	55.9	56.1	57.6	59.3	60.9	62.5	63.4		
80.JAPANESE AIRFORCE	59.28	2.53	4.27%	1176	55.2	56.6	58.1	59.8	61.4	62.9	63.8		
81. JAPAN AF PILOTS	59.75	2.55	4.27%	210	55.7	56.6	58.1	59.8	61.4	62.9	63.8		
82. JAPAN AF NAVIG	59.22	2.47	4.17%	538	55.3	56.1	57.5	59.2	60.9	62.4	63.4		
84.THAI MILITARY	57.20	2.70	4.72%	2950	53.0	54.0	55.5	57.0	59.0	61.0	62.0		
85.VIETNAM MILITARY	56.18	2.85	5.07%	2126	49.7	51.5	52.5	54.2	56.2	58.1	59.9	60.9	62.9
86.R.O.K.A.F. PILOTS	60.17	2.54	4.22%	254	55.4	56.4	58.1	60.1	62.0	63.3	64.5		
88.SWEDISH IND WKR/M	59.80	3.40	5.69%	87	(54.2)	(57.5)	(62.1)	(65.4)	(68.7)	(72.0)	(75.3)		
30. ACROMION TO BICEPS CIRCUMFERENCE-LEVEL LENGTH.....													
25.USAF FLY PRSNL *67	19.01	1.50	7.89%	2420	15.6	16.5	17.1	18.0	19.0	20.0	20.9	21.5	22.6
26. STUDENT PLT *67	18.82	1.53	8.13%	505	15.3	16.3	16.8	17.8	18.8	19.9	20.8	21.3	22.3
27. RATED PILOTS *67	19.06	1.47	7.71%	1187	15.7	16.6	17.2	18.1	19.1	20.0	20.9	21.5	22.7
28. SDT NAVIGAT *67	19.32	1.57	8.13%	188	16.9	17.3	18.2	19.3	20.4	21.4	22.0		
29. RTD NAVIGAT *67	18.98	1.51	7.96%	505	15.4	16.5	17.0	17.9	19.0	20.0	21.0	21.5	22.3
32. ACROMION TO DACTYLION LENGTH.....													
3.WAS PILOTS 1942	72.70	2.90	3.99%	+45	68.1	69.1	70.4	72.6	74.6	76.5	77.5		
4.AAE-NURSES ---1942	71.90	3.10	4.31%	156	67.1	68.1	69.8	71.8	73.5	76.3	78.0		
32.NAVY-DIVERS-72--	75.28	3.44	4.57%	100	69.6	70.9	73.0	75.3	77.6	79.7	80.9		
44.SWEDISH CIV-WOMEN	70.75	2.79	3.94%	159	(60.2)	(68.9)	(72.6)	(75.3)	(78.0)	(80.7)	(83.4)		
53.FRENCH ARMY	77.55	3.84	4.95%	791	71.5	72.8	75.3	77.5	80.0	82.5	84.0		
54.FRENCH PILOTS	77.38	3.53	4.56%	55	72.6	74.2	75.7	77.5	79.8	81.3	82.7		
55.FRENCH STUD PILOT	78.41	3.23	4.12%	101	73.2	74.5	76.5	78.2	80.4	82.7	84.0		
56.FRENCH NAVY -I	77.33	3.56	4.60%	212	71.8	72.9	74.7	77.3	80.0	82.3	83.6		
57.FRENCH NAVY -II	77.64	3.15	4.06%	100	72.2	73.1	75.6	78.1	80.0	81.3	82.5		
73.CZECH LUMBERMEN	75.50	3.90	5.17%	1110	(69.1)	(72.9)	(78.1)	(81.9)	(85.7)	(89.5)	(93.3)		
39. ACROMION-RADIALE LENGTH.....													
7.AIR FORCE WMN *58	31.01	1.63	5.26%	1905	27.4	28.3	28.9	29.9	31.0	32.1	33.1	33.6	34.7
8. WAF-NURSE OFCRS	31.14	1.65	5.30%	548	27.5	28.3	28.9	30.0	31.3	32.3	33.2	33.7	34.7

ENGLISH VALUES	MEAN	STD DEV	COEF OF V	N-	1ST	5TH	10TH	25TH	50TH	75TH	90TH	95TH	99TH
25. ACROMIAL HEIGHT, SITTING-CONTINUED													
56. FRENCH NAVY - I	23.68	1.05	4.43%	212		22.1	22.4	22.9	23.7	24.4	25.0	25.4	
57. FRENCH NAVY - II	24.25	1.11	4.58%	100		22.5	22.7	23.5	24.2	25.0	25.6	26.3	
58. GERMAN TANKERS	24.22	1.15	4.75%	297		22.3	22.7	23.5	24.2	25.1	25.6	26.0	
65. ROYAL ARMOR CORP	23.13	1.21	5.23%	500		21.2	21.6	22.3	23.0	24.0	24.7	25.1	
66. ROYAL AIR FORCE	24.11	1.11	4.60%	2000	21.6	22.3	22.7	23.4	24.1	24.9	25.5	25.9	26.8
68. RCAF PILOTS	24.12	1.20	4.98%	314		22.1	22.5	23.3	24.1	24.9	25.7	26.1	
69. RCAF NAVIGATORS	23.98	1.20	5.00%	290		21.9	22.4	23.1	23.9	24.8	25.6	26.0	
70. NEW ZEALAND AIRF.	24.18	1.17	4.84%	238	(22.3)			(23.4)	(25.0)			(26.1)	
71. AUSTRALIAN CADETS	23.62	1.34	5.67%	97		20.5			23.1			25.8	
72. AUSTRALIAN RATED	23.86	1.69	7.06%	384		20.5			23.2			25.0	
76. AUSTRALIAN PILOT/M	23.66	1.16	4.90%	75		21.8	22.2	22.8	23.7	24.4	25.2	25.6	
78. SOUTH AFRICANS	23.85	1.06	4.44%	1314		22.0			23.8			25.6	
80. JAPANESE AIRFORCE	23.34	1.00	4.28%	1176		21.7	22.1	22.7	23.3	24.0	24.6	25.0	
81. JAPAN AF PILOTS	23.52	1.00	4.25%	210		21.9	22.3	22.9	23.5	24.2	24.8	25.1	
82. JAPAN AF NAVIG	23.31	.97	4.16%	538		21.8	22.1	22.6	23.3	24.0	24.6	25.0	
84. THAI MILITARY	22.51	1.06	4.71%	2950		20.9	21.3	21.9	22.4	23.2	24.0	24.4	
85. VIETNAM MILITARY	22.12	1.12	5.06%	2126	19.6	20.3	20.7	21.4	22.1	22.9	23.6	24.0	24.8
86. R.O.K.A.F. PILOTS	23.69	1.00	4.22%	264		21.8	22.2	22.9	23.7	24.4	24.9	25.4	
88. SWEDISH IND WKR/M	23.54	1.33	5.65%	87	(21.4)			(22.6)	(24.4)			(25.7)	
30. ACROMION TO BICEPS CIRCUMFERENCE-LEVEL LENGTH.....													
25. USAF FLY PRSNL '67	7.48	.59	7.89%	2420	6.1	6.5	6.7	7.1	7.5	7.9	8.3	8.5	8.9
26. STUDENT PLT '67	7.41	.60	8.10%	505	6.0	6.4	6.6	7.0	7.4	7.8	8.2	8.4	8.8
27. RATED PILOTS '67	7.50	.58	7.73%	1187	6.2	6.5	6.8	7.1	7.5	7.9	8.2	8.5	9.0
28. SOT NAVIGAT '67	7.61	.62	8.15%	188		6.6	6.8	7.2	7.6	8.0	8.4	8.7	8.8
29. RID NAVIGAT '67	7.47	.59	7.90%	505	6.1	6.5	6.7	7.1	7.5	7.9	8.3	8.5	8.8
32. ACROMION TO DACTYLION LENGTH.....													
3. WAS PILOTS 1942	28.60	1.10	3.85%	445		26.8	27.2	27.7	28.6	29.4	30.1	30.5	
4. AAE-NURSES 1942	28.30	1.20	4.24%	156	26.4	26.8		27.5	28.3	28.9	30.0	30.7	
32. NAVY-DIVERS-72--	29.64	1.35	4.55%	100	27.4	27.9	28.7	29.6	30.6	31.4	31.9		
44. SWEQISH-CIV-WOMEN	27.86	1.10	3.95%	169	(26.1)			(27.1)	(28.6)			(29.7)	
53. FRENCH ARMY	30.53	1.51	4.95%	791	28.1	28.7	29.6	30.5	31.5	32.5	33.1	33.6	
54. FRENCH PILOTS	30.46	1.39	4.56%	65	28.6	29.2	29.8	30.5	31.4	32.0	32.6		
55. FRENCH STUD PILOT	30.87	1.27	4.11%	101	28.8	29.3	30.1	30.8	31.7	32.6	33.1		
56. FRENCH NAVY - I	30.44	1.40	4.60%	212	28.3	28.7	29.4	30.4	31.5	32.4	32.9		
57. FRENCH NAVY - II	30.57	1.24	4.06%	100	28.4	28.8	29.8	30.7	31.5	32.0	32.5		
73. CZECH LUMBERMEN	29.72	1.54	5.18%	2400	(27.2)			(28.7)	(30.8)			(32.3)	
39. ACROMION-RADIALE LENGTH.....													
7. AIR FORCE WMN '68	12.21	.64	5.24%	1905	10.8	11.2	11.4	11.8	12.2	12.7	13.0	13.3	13.7
8. WAF-NURSE OFCRS	12.26	.65	5.30%	548	10.8	11.1	11.4	11.8	12.3	12.7	13.1	13.3	13.7

METRIC VALUES	MEAN	STD DEV	COEF OF V	-N-	1ST	5TH	10TH	25TH	50TH	75TH	90TH	95TH	99TH
39. ACROMION-RADIALE LENGTH-CONTINUED													
9. ENLISTED WAFS/W	30.91	1.59	5.14%	1216	27.3	28.3	28.9	29.8	30.9	32.0	33.0	33.6	34.7
10. ENLISTED WAFS/B	31.45	1.68	5.34%	131	28.7	29.3	29.3	30.3	31.4	32.5	33.6	34.3	
25. USAF FLY PRSNL '67	32.95	1.70	5.16%	2420	29.1	30.2	30.8	31.8	32.9	34.1	35.1	35.8	37.0
26. STUDENT PLT '67	33.00	1.63	4.94%	505	29.3	30.3	30.8	31.9	33.0	34.1	35.1	35.6	36.6
27. RATED PILOTS '67	33.00	1.71	5.18%	1187	28.9	30.2	30.8	31.9	33.0	34.1	35.2	35.8	37.2
28. SOT NAVIGAT '67	33.01	1.66	5.03%	188	30.3	30.3	30.9	31.9	33.0	34.1	35.2	35.9	
29. RTO NAVIGAT '67	32.78	1.73	5.26%	505	29.0	30.0	30.6	31.6	32.7	33.9	35.1	35.7	36.9
32. NAVY DIVERS '72--	31.87	1.73	5.42%	100	(28.3)	(28.3)	(30.6)	(31.6)	(31.9)	(32.5)	(34.3)	(35.0)	
44. SWEDISH CIV WOMEN	31.32	1.81	5.78%	170	(28.9)	(28.9)	(31.2)	(32.5)	(34.4)	(36.7)	(38.0)	(39.3)	
73. CZECH LUMBERMEN	32.80	2.40	7.32%	1110	29.5	30.0	30.0	31.0	32.0	33.0	34.0	34.5	
91. AUSTRALIAN ARMY69	32.00	1.52	4.75%	3695									
40. AGE													
1. STEWARDESSES 1971	22.06	1.60	7.25%	395	20.1	20.3	20.3	20.8	21.8	22.9	24.2	25.4	
2. US WOMEN-O/A 1940	36.33	12.90	35.51%	***	19.3	20.6	20.6	25.2	34.7	45.5	55.0	59.9	
5. MAC SEPARATEE 1946	27.30	5.55	20.33%	7533	21.1	22.0	22.4	23.5	25.3	29.4	35.3	39.3	46.4
6. WAF BASIC TR 1952	19.79	2.71	13.69%	852	18.1	18.2	18.2	18.6	19.3	20.7	22.9	25.0	
7. AIR FORCE W/M '68	23.43	6.45	27.53%	1905	18.1	18.3	18.6	19.4	21.0	24.5	33.0	38.9	46.5
8. WAF-NURSE OFCRS	29.72	7.38	24.83%	548	21.1	21.9	22.2	23.6	27.6	33.8	40.7	44.7	50.3
9. ENLISTED WAFS/W	20.81	3.60	17.30%	1216	18.0	18.2	18.4	19.0	19.9	21.3	23.3	25.6	38.9
10. ENLISTED WAFS/B	20.85	3.93	18.85%	131	18.4	18.6	19.7	20.5	21.4	24.3	26.7		
11. HEALTH EXAM/F '62	42.61	15.43	36.21%	3581	18.5	20.9	23.3	30.3	41.7	54.1	65.8	71.1	77.9
12. ALI-EXC-25-40	32.65	4.45	13.63%	1165	25.6	26.2	26.9	29.3	33.3	37.0	39.3	40.3	41.3
13. AIR TRAFFIC CNTRL	27.90	6.18	22.15%	678	21.2	21.8	22.6	25.3	25.3	30.4	38.2	39.9	
14. ARMY SEPARATEE '46	24.38	4.90	20.10%	***	19.2	19.6	20.4	22.5	22.5	28.5	31.1	33.1	
17. USAF BASIC TR '52	18.94	1.86	9.82%	3299	(15.9)	(15.9)	(17.7)	(20.2)	(20.2)	(20.2)	(22.0)	(22.0)	
18. USAF FLY PRSNL '50	27.89	4.22	15.13%	4000	20.3	21.3	22.1	24.8	27.8	30.8	33.5	34.7	37.7
19. USAF SURVEY 1965	22.68	6.47	28.53%	3859	17.1	17.6	18.1	18.6	20.2	23.2	33.3	35.8	45.1
20. OFFICERS---1965	32.59	6.15	18.87%	549	22.3	23.4	24.5	28.2	32.4	36.0	41.0	44.0	48.3
21. ENLISTED MEN '65	26.51	7.37	27.80%	792	17.5	18.4	19.0	20.3	23.8	31.4	36.7	40.7	50.2
23. BASIC TRAINEE '65	19.32	1.31	6.78%	2527	17.1	17.4	17.8	18.3	19.0	20.4	21.0	21.6	22.9
24. NAVY FLYERS '64	27.83	5.29	19.01%	1529	22.1	23.3	23.8	25.5	28.4	32.8	37.6	40.7	
25. USAF FLY PRSNL '67	30.03	6.31	21.01%	2420	22.1	22.6	23.3	24.6	28.3	34.5	39.0	42.8	45.7
26. STUDENT PLT '67	24.03	1.55	6.45%	505	21.7	22.1	22.3	22.9	23.7	24.8	26.4	27.5	28.7
27. RATED PILOTS '67	33.10	5.99	18.10%	1187	23.3	24.4	25.2	28.0	33.1	36.7	42.2	43.8	47.0
28. SOT NAVIGAT '67	23.91	1.33	5.56%	188	22.1	22.4	22.4	23.0	23.7	24.6	25.9	26.8	
29. RTO NAVIGAT '67	31.03	5.24	16.89%	505	23.8	24.7	25.4	26.9	29.8	34.0	38.2	43.1	45.0
30. ARMY SOLDIERS '66	22.17	4.61	20.79%	6682	17.4	18.6	19.1	19.6	20.6	23.0	27.4	31.5	43.0
31. NAVY ENLISTED '66	19.92	1.39	6.98%	4095	17.2	17.9	18.2	19.1	19.6	20.4	21.8	22.9	24.8
33. MARINE ENLIST '66	20.68	2.87	13.75%	2008	17.8	18.2	18.5	19.2	20.2	21.6	23.6	25.8	33.3
34. ARMY AVIATORS '59	30.25	4.58	15.14%	500	24.3	25.0	25.0	26.9	29.3	32.7	37.2	39.7	
35. ARMY HELIO STONTS	22.00	2.90	13.18%	1640	19.0	19.0	19.0	20.0	21.0	23.0	26.0	29.0	

ENGLISH VALUES	MEAN	STD DEV	COEF OF V	-N-	1ST	5TH	10TH	25TH	50TH	75TH	90TH	95TH	99TH
39. ACROMION-RADIALE LENGTH-CONTINUED													
9. ENLISTED WAFS/W	12.17	.63	5.18%	1216	10.8	11.2	11.4	11.7	12.2	12.6	13.0	13.2	13.7
10. ENLISTED WAFS/B	12.38	.66	5.33%	131	11.5	11.3	11.5	11.9	12.4	12.8	13.2	13.5	
25. USAF FLY PRSNL '67	12.97	.67	5.17%	2420	11.5	11.9	12.1	12.5	13.0	13.4	13.8	14.1	14.6
26. STUDENT PLT '67	12.99	.64	4.93%	505	11.5	11.9	12.1	12.6	13.0	13.4	13.8	14.0	14.4
27. RATED PILOTS '67	12.99	.67	5.16%	1187	11.4	11.9	12.1	12.6	13.0	13.4	13.9	14.1	14.6
28. SOT NAVIGAT '67	13.00	.65	5.00%	188	11.9	11.9	12.0	12.5	13.0	13.4	13.9	14.1	
29. RTO NAVIGAT '67	12.90	.68	5.27%	505	11.4	11.8	12.0	12.4	12.9	13.4	13.8	14.1	14.5
32. NAVY-DIVERS '72--	12.55	.75	5.98%	100		11.3	11.6	12.0	12.6	13.1	13.5	13.8	
44. SHEDISH CIV-WOMEN	12.33	.71	5.76%	170	(11.2)	(11.2)	(11.9)	(12.3)	(12.8)	(13.5)	(14.5)	(15.5)	
73. CZECH LUMBERMEN	12.91	.94	7.28%	2400	(11.4)	(11.4)	(12.3)	(12.3)	(13.5)	(14.5)	(15.5)	(16.5)	
91. AUSTRALIAN ARMY69	12.60	.60	4.76%	3695	11.6	11.6	11.8	12.2	12.6	13.0	13.4	13.6	
48. AGE													
1. STEWARDESSES 1971	22.06	1.60	7.25%	395	20.1	20.1	20.3	20.8	21.8	22.9	24.2	25.4	
2. US WOMEN-O/A 1940	36.33	12.90	35.51%	***	19.3	19.3	20.6	25.2	34.7	45.5	55.0	59.9	
5. WAC SEPARATEE 1946	27.30	5.55	20.33%	7563	21.1	22.0	22.4	23.5	25.3	29.4	35.3	39.3	46.4
6. WAF BASIC TR 1952	19.79	2.71	13.69%	852	18.1	18.1	18.2	18.6	19.3	20.7	22.9	25.0	
7. AIR FORCE W/M '68	23.43	6.45	27.53%	1905	18.1	18.3	18.6	19.4	21.0	24.5	33.0	38.9	46.5
8. WAF-NURSE OFCRS	29.72	7.38	24.83%	548	21.1	21.9	22.2	23.7	27.6	33.8	40.7	44.7	50.3
9. ENLISTED WAFS/W	20.81	3.60	17.30%	1216	18.0	18.2	18.4	19.0	19.9	21.3	23.3	25.6	38.9
10. ENLISTED WAFS/B	20.85	3.93	18.85%	131	18.4	18.4	18.6	19.7	20.5	21.4	24.3	25.7	
11. HEALTH EXAM/F '62	42.61	15.43	36.21%	3581	18.5	20.9	23.3	30.3	41.7	54.1	65.8	71.1	77.9
12. AIR TRAFFIC CNTRL	32.65	4.45	13.63%	1165	25.6	26.2	26.9	29.3	33.3	37.0	39.3	40.3	41.3
13. ARMY SEPARATEE '46	24.38	4.90	20.10%	***	19.2	19.2	19.6	20.4	22.5	28.5	31.1	33.1	
14. USAF BASIC TR '52	18.94	1.86	9.82%	3299	(15.9)	(15.9)	(17.7)	(17.7)	(20.2)	(22.0)	(22.0)	(22.0)	
17. USAF FLY PRSNL '50	27.89	4.22	15.13%	4000	20.3	21.3	22.1	24.8	27.8	30.8	33.5	34.7	37.7
19. USAF SURVEY 1965	22.68	6.47	28.53%	3659	17.1	17.6	18.1	18.6	20.2	23.2	33.3	36.8	45.1
20. OFFICERS---1965	32.59	6.15	18.87%	549	22.3	23.4	24.5	28.2	32.4	36.0	41.0	44.0	48.3
21. ENLISTED MEN '65	26.51	7.37	27.80%	792	17.5	18.4	19.0	20.3	23.8	31.4	36.7	40.7	50.2
23. BASIC TRAINEE '65	19.32	1.31	6.78%	2527	17.1	17.4	17.8	18.3	19.0	20.4	21.0	21.6	22.9
24. NAVY FLYERS '64	27.83	5.29	19.01%	1529	22.1	22.6	23.3	24.6	28.4	32.8	37.6	40.7	
25. USAF FLY PRSNL '67	30.03	6.31	21.01%	2420	22.1	22.6	23.3	24.6	28.3	34.5	39.0	42.8	45.7
26. STUDENT PLT '67	24.03	1.55	6.45%	505	21.7	22.1	22.3	22.9	23.7	24.8	26.4	27.5	28.7
27. RATED PILOTS '67	33.10	5.99	18.10%	1187	23.3	24.4	25.2	28.0	33.1	36.7	42.2	43.8	47.0
28. SOT NAVIGAT '67	23.91	1.33	5.56%	188	22.1	22.1	22.4	23.0	23.7	24.6	25.9	26.8	
29. RTO NAVIGAT '67	31.03	5.24	16.89%	505	23.8	24.7	25.4	26.9	29.8	34.0	38.2	43.1	45.0
30. ARMY SOLDIERS '66	22.17	4.61	20.79%	6682	17.4	18.6	19.1	19.6	20.6	23.0	27.4	31.5	43.0
31. NAVY ENLISTED '66	19.92	1.39	6.98%	4095	17.2	17.9	18.2	19.1	19.6	20.4	21.8	22.9	24.8
33. MARINE ENLIST '66	20.88	2.87	13.75%	2008	17.8	18.2	18.5	19.2	20.2	21.6	23.6	25.8	33.3
34. ARMY AVIATORS '59	30.25	4.58	15.14%	500	24.3	24.3	25.0	26.9	29.3	32.7	37.2	39.7	
35. ARMY HELIO STONTS	22.00	2.90	13.18%	1640	19.0	19.0	19.0	20.0	21.0	23.0	26.0	29.0	

METRIC VALUES	MEAN	STD DEV	COEF OF V	-N-	1ST	5TH	10TH	25TH	50TH	75TH	90TH	95TH	99TH
48. AGE -CONTINUED													
36. ARMY AVIATORS '70	26.21	5.50	20.98%	1482	19.6	20.7	21.1	22.2	24.5	28.7	33.9	37.5	44.3
37. HEALTH EXAM/M '62	43.24	15.51	35.87%	3091	18.5	21.1	23.8	31.3	42.2	55.1	66.3	71.9	78.0
38. HLTH EX/M 25-40	32.67	4.24	12.98%	1012	25.7	26.2	27.0	29.7	33.3	36.7	38.9	39.9	41.2
39. LAW-ENFORCE-DEECR	30.71	8.67	28.23%	2959	20.5	21.8	22.7	25.2	28.5	34.8	44.5	49.5	59.7
41. DUTCH CIVIL WOMEN	41.10	14.05	34.18%	5001		20.0	22.0	28.7	41.2	51.7	60.2	64.7	
43. ENGLISH CIV WOMEN	23.93	4.57	19.10%	2977		18.6	19.2	20.5	22.1	27.0	31.4	33.5	
44. SWEDISH CIV WOMEN	29.81	8.81	29.55%	216		20.7	21.2	22.2	25.7	37.0	44.1	46.3	
45. AUSTRAL'N PILOT/F	32.20	7.60	23.60%	35	(19.7)		(27.1)		(37.3)		(44.7)		
46. JAPANESE CIV. -HMN	34.80	3.83	11.01%	1622	26.8			21.4	22.8	25.8	30.8	39.4	45.6
48. NATO SURVEY-60/61	24.67	5.59	22.66%	3325	18.6	20.0	20.4	21.4	22.8	25.8	30.8	39.0	45.6
49. TURKISH MIL. '60	24.05	4.64	19.29%	912	19.3	20.1	20.3	20.8	22.3	25.7	30.6	34.9	39.7
50. GREEK MILIT '61	22.95	2.81	12.24%	1071	18.2	19.1	19.8	21.2	22.5	24.0	26.9	28.8	31.4
51. ITALIAN MIL. '61	26.46	7.12	26.91%	1342	19.4	20.4	21.0	22.1	23.5	27.8	40.1	43.4	48.9
53. FRENCH ARMY	22.35	4.25	19.02%	794		18.3	19.0	20.1	21.3	23.3	26.2	30.6	
54. FRENCH PILOTS	29.96	1.11	3.70%	55		28.1	28.5	29.2	30.0	30.7	31.4	32.2	
55. FRENCH STUD PILOT	19.25	1.24	6.44%	101		17.2	17.5	18.3	19.2	20.2	21.0	21.5	
56. FRENCH NAVY -I	23.76	5.35	22.52%	312		18.9	19.3	20.3	21.5	25.4	32.6	35.9	
57. FRENCH NAVY -II	23.76	5.35	22.52%	312		18.9	19.3	20.3	21.5	25.4	32.6	35.9	
58. GERMAN TANKERS	22.77	1.97	8.65%	310		20.4	20.8	21.3	22.0	24.2	25.6	25.9	
62. CANADIAN MILIT '64	33.60	8.30	24.71%	565		19.3			32.4			46.5	
65. ROYAL ARMOR CORP	24.40	4.40	18.03%	500		18.2	19.2	21.2	23.6	26.8	30.8	33.4	
66. ROYAL AIR FORCE	30.27	6.50	21.47%	1903	19.5	21.1	22.6	25.5	29.9	36.3	39.9	41.7	44.7
67. RAF AIRCREW	28.73	5.96	20.74%	200		21.0	22.2	24.1	27.5	32.2	36.7	41.8	
70. NEW ZEALAND AIRF.	27.84	7.23	25.97%	238	(15.9)		(23.0)		(32.7)		(39.7)		
75. LATIN AMERICANS	22.90	5.70	24.89%	1950	(13.5)		(19.1)		(26.7)		(32.3)		
76. AUSTRAL'N PILOT/M	34.60	11.20	32.37%	75	(16.2)		(27.0)		(42.2)		(53.0)		
77. FRENCH YOUNG MEN	18.58	2.10	11.30%	1999		18.1			18.5			24.8	
78. SOUTH AFRICANS	28.24	10.60	37.54%	1449		17.4			23.8			52.4	
79. JAPANESE CIV. MEN	34.10	3.86	11.32%	1880		26.7			34.1			39.4	
83. JAPANESE PILOTS	25.12	3.77	15.01%	239		21.0	21.4	22.6	24.3	26.2	30.0	34.7	
84. THAI MILITARY	24.03	4.03	16.77%	2950		20.9	21.2	21.7	22.5	24.6	30.6	32.3	
85. VIETNAM MILITARY	27.23	5.70	20.93%	2127		20.7	21.3	22.5	25.9	31.1	35.7	38.2	
87. KOREAN FORCES -65	23.34	2.33	9.98%	3706		20.7	21.2	22.0	23.0	24.0	25.8	27.6	
90. IRANIAN MILITARY	23.72	5.71	24.07%	9404		19.6	19.7	20.1	21.2	24.9	31.8	37.0	
91. AUSTRALIAN ARMY69	26.40	6.50	24.62%	3635		17.0	18.0	19.0	21.0	24.0	36.0	42.0	
58. ANKLE CIRCUMFERENCE.....													
1. STEWARDESSES 1971	20.14	1.03	5.11%	422		18.5	18.8	19.4	20.1	20.9	21.6	21.9	
2. US WOMEN-O/A 1940	21.08	1.75	8.30%	***	(18.2)		(19.9)		(22.3)		(24.0)		
6. WAF BASIC TR 1952	21.51	1.23	5.72%	848		19.7	20.1	20.7	21.4	22.2	23.0	23.5	
7. AIR FORCE WMN '68	21.09	1.29	6.12%	1905	18.3	19.0	19.5	20.2	21.0	22.0	22.8	23.3	24.4
8. WAF-NURSE OFCRS	21.02	1.31	6.23%	548	18.3	19.0	19.4	20.1	20.9	21.9	22.8	23.4	24.4

ENGLISH VALUES		MEAN	STD DEV	COEF OF V	-N-	1ST	5TH	10TH	25TH	50TH	75TH	90TH	95TH	99TH
48. AGE -CONTINUED														
36. ARMY AVIATORS '70		26.21	5.50	20.98%	1482	19.6	20.7	21.1	22.2	24.5	28.7	33.9	37.5	44.3
37. HEALTH EXAM/M '62		43.24	15.51	35.87%	3091	18.5	21.1	23.8	31.3	42.2	55.1	66.3	71.9	78.0
38. HLTH EX/M 25-40		32.67	4.24	12.98%	1012	25.7	26.2	27.0	29.7	33.3	36.7	38.9	39.9	41.2
39. LAB_ENFORC-QEGB		30.71	8.67	28.23%	2959	20.5	21.8	22.7	25.2	28.5	34.8	44.5	49.5	59.7
41. DUTCH CIVIL WOMEN		41.10	14.05	34.18%	5001	20.0	20.0	22.0	28.7	41.2	51.7	60.2	64.7	
43. ENGLISH CIV WOMEN		23.93	4.57	19.10%	2977	18.6	19.2	19.2	20.5	22.1	27.0	31.4	33.5	
44. SWEDISH CIV WOMEN		29.81	8.81	29.55%	216	(19.7)	20.7	21.2	22.2	25.7	37.0	44.1	46.3	
45. AUSTRAL'N PILOT/F		32.29	7.60	23.60%	35		20.7		(27.1)	(37.3)			(44.7)	
46. JAPANESE CIV-MN		34.80	3.83	11.01%	1622	26.8	26.8	20.4	21.4	34.8	25.8	30.8	39.0	45.6
48. NATO SURVEY-6r/61		24.67	5.59	22.66%	3325	18.6	20.0	20.3	20.8	22.8	25.7	30.6	34.9	39.7
49. TURKISH MIL. '60		24.05	4.64	19.29%	912	19.3	20.1	19.8	21.2	22.5	24.0	26.9	28.8	31.4
50. GREEK MILIT '61		22.95	2.81	12.24%	1071	18.2	19.1	19.3	21.0	23.5	27.8	40.1	43.4	48.9
51. ITALIAN MIL. '61		26.45	7.12	26.91%	1342	19.4	20.4	19.0	20.1	21.3	23.3	26.2	30.6	
53. FRENCH ARMY		22.35	4.25	19.02%	734		18.3	19.0	20.1	21.3	23.3	26.2	30.6	
54. FRENCH PILOTS		29.96	1.11	3.70%	65		28.1	28.5	29.2	30.0	30.7	31.4	32.2	
55. FRENCH STUD PILOT		19.25	1.24	6.44%	101		17.2	17.5	18.3	19.2	20.2	21.0	21.5	
56. FRENCH NAVY -I		23.76	5.35	22.52%	312		18.9	19.3	20.3	21.5	25.4	32.6	35.9	
57. FRENCH NAVY -II		23.76	5.35	22.52%	312		18.9	19.3	20.3	21.5	25.4	32.6	35.9	
58. GERMAN TANKERS		22.77	1.97	8.65%	310		20.4	20.8	21.3	22.0	24.2	25.6	25.9	
62. CANADIAN MILIT '64		33.60	8.30	24.70%	565		19.3			32.4			46.5	
65. ROYAL ARMOR CORP		24.40	4.40	18.03%	500		18.2	19.2	21.2	23.6	26.8	30.8	33.4	
66. ROYAL AIR FORCE		30.27	6.50	21.47%	1903	19.5	21.1	22.6	25.5	29.9	36.3	39.9	41.7	44.7
67. RAF AIRCREW		28.73	5.96	20.74%	200		21.0	22.2	24.1	27.5	32.2	36.7	41.8	
70. NEW ZEALAND AIRF.		27.84	7.23	25.97%	238	(15.9)	(15.9)	(23.0)	(23.0)	(32.7)	(32.7)	(39.7)	(39.7)	
75. LATIN AMERICANS		22.90	5.70	24.89%	1950	(13.5)	(13.5)	(19.1)	(19.1)	(26.7)	(26.7)	(32.3)	(32.3)	
76. AUSTRAL'N PILOT/M		34.60	11.20	32.37%	75	(16.2)	(16.2)	(27.0)	(27.0)	(42.2)	(42.2)	(53.0)	(53.0)	
77. FRENCH YOUNG MEN		18.58	2.10	11.30%	1999		18.1			18.5			24.8	
78. SOUTH AFRICANS		28.24	10.60	37.54%	1449		17.4			23.8			52.4	
79. JAPANESE CIV. MEN		34.10	3.86	11.32%	1880		26.7			34.1			39.4	
83. JAPANESE PILOTS		25.12	3.77	15.01%	239		21.0	21.4	22.6	24.3	26.2	30.0	34.7	
84. THAI MILITARY		24.03	4.03	16.77%	2950		20.9	21.2	21.7	22.5	24.6	30.6	32.3	
85. VIETNAM MILITARY		27.23	5.70	20.93%	2127		20.7	21.3	22.5	25.9	31.1	35.7	38.2	
87. KOREAN FORCES -65		23.34	2.33	9.98%	3706		20.7	21.2	22.0	23.0	24.0	25.8	27.6	
90. IRANIAN MILITARY		23.72	5.71	24.07%	9404		19.6	19.7	20.1	21.2	24.9	31.8	37.0	
91. AUSTRALIAN ARMY69		26.40	6.50	24.62%	3695		17.0	18.0	19.0	21.0	24.0	36.0	42.0	
58. ANKLE CIRCUMFERENCE.....														
1. STEWARDESSES 1971		7.93	.41	5.17%	422		7.3	7.4	7.6	7.9	8.2	8.5	8.6	
2. US WOMEN-O/A 1940		8.30	.69	8.31%	***	(7.2)	(7.2)	(7.8)	(7.8)	(8.8)	(8.8)	(9.4)	(9.4)	
6. WAF BASIC TR 1952		8.47	.48	5.67%	848	7.5	7.8	7.9	8.1	8.4	8.7	9.1	9.3	9.7
7. AIR FORCE WMN '68		8.30	.51	6.14%	1905	7.2	7.5	7.7	7.9	8.3	8.6	9.0	9.2	9.6
8. WAF-NURSE OFCS		8.28	.52	6.28%	548	7.2	7.5	7.6	7.9	8.2	8.6	9.0	9.2	9.6

METRIC VALUES	MEAN	STD DEV	COEF OF V	-V-	1ST	5TH	10TH	25TH	50TH	75TH	90TH	95TH	99TH
58. ANKLE CIRCUMFERENCE-CONTINUED													
9. ENLISTED WAFS/M	21.16	1.26	5.95%	1216	18.4	19.1	19.5	20.3	21.1	22.0	22.8	23.3	24.4
10. ENLISTED WAFS/B	20.76	1.35	6.50%	131		18.8	19.2	19.8	20.6	21.6	22.7	23.3	
13. AIR TRAFFIC CNTRL	23.20	1.40	6.03%	681		20.6	21.1	21.9	22.8	23.8	24.7	25.3	
17. USAF BASIC TR '52	22.39	1.49	6.65%	3326		20.2	20.6	21.4	22.3	23.3	24.2	24.9	
18. USAF FLY PRSNL '50	22.56	1.31	5.81%	4000	19.6	20.5	20.9	21.7	22.5	23.4	24.3	24.8	25.8
19. USAF SURVEY 1965	22.62	1.40	6.19%	3859	19.6	20.4	20.9	21.7	22.6	23.5	24.4	25.1	26.3
20. OFFICERS---1965	22.58	1.24	5.49%	549	19.8	20.6	21.0	21.7	22.5	23.4	24.2	24.8	25.8
21. ENLISTED MEN '65	22.34	1.36	6.09%	792	19.4	20.2	20.7	21.4	22.3	23.2	24.1	24.7	25.9
23. BASIC TRAINEE '65	22.71	1.43	6.30%	2527	19.7	20.5	20.9	21.7	22.6	23.6	24.6	25.2	26.5
24. NAVY FLYERS '64	22.59	1.25	5.53%	1529	19.8	20.6	21.0	21.7	22.5	23.4	24.2	24.8	25.8
25. USAF FLY PRSNL '67	22.41	1.26	5.62%	2420	19.7	20.4	20.8	21.6	22.4	23.2	24.1	24.6	25.6
26. STUDENT PLT '67	22.37	1.31	5.86%	505	19.3	20.3	20.8	21.5	22.3	23.2	24.1	24.6	25.6
27. RATED PILOTS '67	22.42	1.24	5.53%	1187	19.9	20.5	20.9	21.6	22.4	23.2	24.0	24.6	25.7
28. SOT NAVIGAT '67	22.48	1.26	5.60%	188		20.4	20.9	21.7	22.5	23.3	24.1	24.5	
29. RTD NAVIGAT '67	22.43	1.29	5.75%	505	19.8	20.4	20.8	21.5	22.4	23.3	24.1	24.6	25.6
30. ARMY SOLDIERS '66	22.69	1.44	6.35%	6682	19.7	20.5	20.9	21.7	22.6	23.6	24.6	25.2	26.4
31. NAVY ENLISTED '66	23.24	1.58	6.80%	4095	19.9	20.8	21.3	22.2	23.2	24.2	25.3	26.0	27.4
32. NAVY DIVERS '72	23.27	1.57	6.75%	100		20.7	21.3	22.2	23.3	24.3	25.3	25.9	
33. MARINE ENLIST '66	22.66	1.34	5.91%	2008	19.7	20.6	21.0	21.7	22.6	23.5	24.4	25.0	26.3
36. ARMY AVIATORS '70	22.07	1.25	5.66%	1482	19.2	20.0	20.4	21.2	22.1	22.9	23.7	24.2	25.0
44. SWEDISH CIV WOMEN	22.35	1.46	6.53%	212	(19.9)	(19.9)	(19.9)	(21.4)	(22.1)	(23.3)	(24.2)	(24.8)	
46. JAPANESE CIV-MEN	20.50	1.20	5.85%	1622	(18.5)	(18.5)	(18.5)	(19.7)	(21.3)	(23.3)	(24.2)	(24.7)	25.6
48. NATO SURVEY-60/61	22.54	1.24	5.50%	3325	19.9	20.6	21.0	21.7	22.5	23.4	24.2	24.7	25.6
49. TURKISH MIL. '60	22.45	1.31	5.84%	912	19.5	20.4	20.8	21.6	22.4	23.3	24.2	24.7	25.7
50. GREEK MILIT '61	22.55	1.15	5.10%	1071	20.1	20.7	21.1	21.8	22.6	23.3	24.0	24.4	25.5
51. ITALIAN MIL. '61	22.59	1.26	5.58%	1342	19.9	20.6	21.0	21.8	22.6	23.4	24.1	24.7	26.0
52. BANTU MINERS	21.42	1.28	5.98%	485		19.3							
53. FRENCH ARMY	22.19	1.20	5.41%	794		20.2	20.6	21.5	22.2	23.0	23.7	24.2	
54. FRENCH PILOTS	22.56	1.07	4.74%	65		21.1	21.3	21.7	22.5	23.2	24.0	24.4	
55. FRENCH STUD PILOT	22.53	1.19	5.28%	101		20.6	21.0	21.7	22.5	23.3	24.1	24.5	
56. FRENCH NAVY -I	22.15	1.19	5.37%	212		20.4	20.8	21.4	22.1	22.9	23.8	24.3	
57. FRENCH NAVY -II	22.61	1.28	5.66%	100		20.6	21.0	21.6	22.7	23.5	24.2	24.8	
59. GERMAN AVIATORS	22.67	1.24	5.47%	1006	19.8	20.6	21.1	21.8	22.7	23.5	24.3	24.7	25.7
65. ROYAL ARMOR CORP	22.02	1.28	5.81%	500		20.0	20.4	21.1	21.9	22.8	23.6	24.3	
66. ROYAL AIR FORCE	22.51	1.22	5.42%	1999	19.8	20.6	21.0	21.7	22.5	23.3	24.1	24.6	25.5
67. RAF AIRCREW	22.56	1.26	5.59%	200		20.4	20.7	21.5	22.4	23.4	24.0	24.3	
68. RCAF PILOTS	22.45	1.39	6.19%	314		20.3	20.8	21.5	22.3	23.3	24.3	24.8	
69. RCAF NAVIGATORS	22.68	1.37	6.04%	290		20.5	21.0	21.8	22.6	23.6	24.6	25.1	
70. NEW ZEALAND AIRF.	22.83	1.21	5.30%	238	(20.8)	(20.8)	(20.8)	(22.0)	(23.6)	(25.1)	(26.6)	(28.1)	
75. LATIN AMERICANS	22.20	1.40	6.31%	1985	(19.2)	(19.2)	(19.2)	(20.4)	(22.0)	(23.6)	(25.2)	(26.8)	
79. JAPANESE CIV. MEN	21.20	1.20	5.66%	1870	(19.2)	(19.2)	(19.2)	(20.4)	(22.0)	(23.6)	(25.2)	(26.8)	
80. JAPANESE AIRFORCE	21.40	1.07	5.00%	1176	19.8	20.1	20.6	21.3	22.1	22.8	23.5	24.2	

ENGLISH VALUES	MEAN	STD DEV	COEF OF V	-N-	1ST	5TH	10TH	25TH	50TH	75TH	90TH	95TH	99TH
58. ANKLE CIRCUMFERENCE-CONTINUED													
9. ENLISTED WAFS/M	8.33	.50	6.00%	1216	7.3	7.5	7.7	8.0	8.3	8.7	9.0	9.2	9.6
10. ENLISTED WAFS/B	8.17	.53	6.49%	131		7.4	7.5	7.8	8.1	8.5	8.9	9.2	
13. AIR TRAFFIC CNTRL	9.13	.55	6.02%	681		8.1	8.3	8.6	9.0	9.4	9.7	9.9	
17. USAF BASIC TR #52	8.81	.59	6.70%	3326	7.6	8.0	8.1	8.4	8.8	9.2	9.5	9.8	10.5
18. USAF FLY PRSNL #50	8.88	.52	5.86%	4000	7.7	8.1	8.2	8.5	8.9	9.2	9.6	9.8	10.2
19. USAF SURVEY 1965	8.91	.55	6.17%	3869	7.7	8.0	8.2	8.5	8.9	9.3	9.6	9.9	10.4
20. OFFICERS---1965	8.89	.49	5.51%	549	7.8	8.1	8.3	8.6	8.9	9.2	9.5	9.8	10.2
21. ENLISTED MEN #65	8.80	.53	6.02%	792	7.6	8.0	8.1	8.4	8.8	9.1	9.5	9.7	10.2
23. BASIC TRAINEES	8.94	.56	6.26%	2527	7.8	8.1	8.2	8.6	8.9	9.3	9.7	9.9	10.4
24. NAVY FLYERS #64	8.89	.49	5.51%	1529	7.8	8.1	8.3	8.6	8.9	9.2	9.5	9.8	10.1
25. USAF FLY PRSNL #67	8.82	.50	5.67%	2420	7.7	8.0	8.2	8.5	8.8	9.1	9.5	9.7	10.1
26. STUDENT PLT #67	8.81	.51	5.79%	505	7.6	8.0	8.2	8.5	8.8	9.1	9.5	9.7	10.1
27. RATED PILOTS #67	8.83	.49	5.55%	1187	7.8	8.1	8.2	8.5	8.8	9.1	9.5	9.7	10.1
28. SDT NAVIGAT #67	8.85	.50	5.65%	188		8.0	8.2	8.5	8.9	9.2	9.5	9.7	10.1
29. RTO NAVIGAT #67	8.83	.51	5.78%	505	7.8	8.1	8.2	8.5	8.8	9.2	9.5	9.7	10.1
30. ARMY SOLDIERS #66	8.93	.57	6.38%	6682	7.8	8.1	8.2	8.5	8.9	9.3	9.7	9.9	10.4
31. NAVY ENLISTED #66	9.15	.62	6.78%	4095	7.8	8.2	8.4	8.7	9.1	9.5	10.0	10.2	10.8
32. NAVY DIVERS #72	9.16	.62	6.77%	100		8.1	8.4	8.8	9.2	9.6	10.0	10.2	
33. MARINE ENLIST #66	8.92	.53	5.94%	2008	7.8	8.1	8.3	8.6	8.9	9.3	9.6	9.9	10.4
36. SWEDISH CIV WOMEN	8.69	.49	5.64%	1482		7.9	8.1	8.4	8.7	9.0	9.3	9.5	
44. JAPANESE CIV WOMEN	8.80	.58	6.59%	212	(7.8)	(8.4)	(9.2)	(9.8)	
45. JAPANESE CIV WOMEN	8.10	.50	6.17%	1622	(7.3)	(7.8)	(8.4)	(8.9)	
48. NATO SURVEY-60/61	8.87	.49	5.52%	3325	7.8	8.1	8.3	8.5	8.9	9.2	9.5	9.7	10.1
49. TURKISH MIL #60	8.84	.51	5.77%	912	7.7	8.0	8.2	8.5	8.8	9.2	9.5	9.7	10.1
50. GREEK MILIT #61	8.88	.45	5.07%	1071	7.9	8.1	8.3	8.6	8.9	9.2	9.4	9.6	10.0
51. ITALIAN MIL #61	8.89	.50	5.62%	1342	7.8	8.1	8.3	8.6	8.9	9.2	9.5	9.7	10.2
52. BANTU MINERS	8.43	.50	5.93%	485		7.6			8.4		9.3		
53. FRENCH ARMY	8.74	.47	5.38%	794		8.0	8.1	8.5	8.7	9.1	9.3	9.5	
54. FRENCH PILOTS	8.88	.42	4.73%	65		8.3	8.4	8.5	8.9	9.1	9.4	9.6	
55. FRENCH STUD PILOT	8.67	.47	5.30%	101		8.1	8.3	8.5	8.9	9.2	9.5	9.6	
56. FRENCH NAVY - I	8.72	.47	5.39%	212		8.0	8.2	8.4	8.7	9.0	9.4	9.6	
57. FRENCH NAVY - II	8.90	.50	5.62%	100		8.1	8.3	8.5	8.9	9.3	9.5	9.8	
59. GERMAN AVIATORS	8.93	.49	5.49%	1006		8.1	8.3	8.6	8.9	9.3	9.6	9.7	10.1
65. ROYAL ARMOR CORP	8.67	.50	5.77%	500	7.8	8.1	8.3	8.6	8.9	9.3	9.6	9.7	10.1
66. ROYAL AIR FORCE	8.86	.48	5.42%	1999		8.1	8.3	8.5	8.8	9.2	9.5	9.7	10.1
67. RAF AIRCREW	8.88	.50	5.63%	200		8.0	8.2	8.5	8.8	9.2	9.5	9.6	
68. RCAF PILOTS	8.84	.55	6.22%	314		8.0	8.2	8.4	8.8	9.2	9.6	9.8	
69. RCAF NAVIGATORS	8.93	.54	6.05%	290		8.1	8.3	8.6	8.9	9.3	9.7	9.9	
70. NEW ZEALAND AIRF.	8.99	.48	5.34%	238	(8.2)	(8.7)	(9.3)	(9.8)	
75. LATIN AMERICANS	8.60	.50	5.68%	1985	(7.9	8.0	8.3	8.6	8.9	9.3	9.6	
79. JAPANESE CIV. MEN	8.30	.50	6.02%	1870	(7.5)	(8.0)	(8.6)	(9.1)	
80. JAPANESE AIRFORCE	8.43	.42	4.98%	1176		7.8	7.9	8.1	8.4	8.7	9.0	9.2	

METRIC VALUES	MEAN	STD DEV	COEF OF V	-N-	1ST	5TH	10TH	25TH	50TH	75TH	90TH	95TH	99TH
56. ANKLE CIRCUMFERENCE-CONTINUED													
81. JAPAN AF PILOTS	21.61	.99	4.58%	210		20.2	20.4	20.9	21.5	22.2	22.9	23.3	
82. JAPAN AF NAVIG	21.38	1.09	5.10%	538		19.7	20.0	20.6	21.3	22.1	22.8	23.3	
83. JAPANESE PILOTS	21.68	1.23	5.67%	239		20.0	20.5	20.9	21.5	22.3	23.2	24.1	
84. THAI MILITARY	21.00	1.20	5.71%	2950		19.1	19.5	20.2	20.9	21.6	22.4	22.8	
85. VIETNAM MILITARY	20.11	1.06	5.27%	2121	17.6	18.4	18.8	19.4	20.1	20.8	21.5	21.9	22.7
86. R.O.K.A.F. PILOTS	21.83	1.52	6.96%	264		19.8	20.2	20.9	21.7	22.4	23.3	24.3	
87. KOREAN FORCES -65	21.60	1.21	5.60%	3747		19.8	20.0	20.5	21.2	22.0	22.9	23.9	
90. IRANIAN MILITARY	21.41	1.19	5.56%	9414		19.6	19.9	20.6	21.4	22.2	23.0	23.5	
64. ANKLE HEIGHT.....													
7. AIR FORCE WMN '68	11.19	1.35	12.06%	1905	8.7	9.2	9.5	10.2	11.1	12.1	13.0	13.6	14.7
8. WAF-NURSE OFCRS	11.18	1.37	12.25%	548	8.4	9.1	9.5	10.2	11.1	12.2	13.1	13.6	14.4
9. ENLISTED WAFS/W	11.19	1.32	11.80%	1216	8.8	9.2	9.5	10.2	11.1	12.1	13.0	13.5	14.7
10. ENLISTED WAESZB	11.22	1.59	14.17%	131		9.1	9.4	10.0	10.9	12.2	13.5	14.3	
19. USAF SURVEY 1965	12.23	1.51	12.35%	3869	9.8	10.2	10.5	11.1	12.0	13.1	14.3	15.1	16.4
20. OFFICERS---1965	13.51	1.59	11.77%	549	10.6	11.1	11.5	12.3	13.4	14.6	15.7	16.3	17.2
21. ENLISTED MEN '65	12.45	1.36	10.92%	792	10.1	10.5	10.8	11.4	12.3	13.3	14.3	15.0	16.4
23. BASIC TRAINEE65	11.88	1.36	11.45%	2527	9.6	10.1	10.4	10.9	11.6	12.7	13.8	14.5	15.5
25. USAF FLY PRSNL '67	13.72	1.15	8.38%	2420	11.4	12.0	12.3	12.9	13.6	14.5	15.3	15.8	16.6
26. STUDENT PLT '67	13.64	1.14	8.36%	505	11.3	12.0	12.3	12.8	13.5	14.4	15.2	15.7	16.5
27. RATED PILOTS '67	13.83	1.14	8.24%	1187	11.5	12.1	12.4	13.0	13.7	14.6	15.4	15.9	16.7
28. SOT NAVIGAT '67	13.30	1.04	7.82%	188		11.7	12.0	12.5	13.2	14.0	14.7	15.1	
29. BIQ-NAVIGAT '62	13.68	1.16	8.48%	505	11.4	12.0	12.3	12.8	13.6	14.4	15.3	15.8	16.7
48. NATO SURVEY-60/61	12.49	.80	6.41%	3325	10.5	11.1	11.5	12.0	12.6	13.1	13.5	13.8	14.1
49. TURKISH MIL '60	11.99	.85	7.09%	912	10.1	10.6	10.9	11.4	12.0	12.5	13.1	13.5	14.2
50. GREEK MILIT '61	12.39	.67	5.41%	1071	11.1	11.3	11.5	12.0	12.5	12.9	13.2	13.5	14.2
51. ITALIAN MIL '61	12.90	.64	4.96%	1342	11.1	11.9	12.2	12.5	12.9	13.3	13.7	13.9	14.1
67. RAF AIRCREW	12.68	.86	6.78%	200		11.2	11.5	12.0	12.6	13.1	13.6	13.9	
72. ANTERIOR NECK LENGTH.....													
18. USAF FLY PRSNL '50	8.66	1.61	18.59%	4000	4.8	5.9	6.5	7.6	8.7	9.8	10.7	11.3	12.5
19. USAF SURVEY 1965	9.44	1.46	15.47%	3859	6.1	7.1	7.6	8.5	9.4	10.4	11.3	11.9	12.9
20. OFFICERS---1965	9.38	1.39	14.82%	549	6.3	7.1	7.6	8.4	9.4	10.3	11.2	11.7	12.9
21. ENLISTED MEN '65	9.25	1.47	15.87%	792	5.8	6.7	7.3	8.3	9.3	10.3	11.1	11.6	12.7
23. BASIC TRAINEE65	9.51	1.46	15.35%	2527	6.3	7.1	7.7	8.5	9.5	10.5	11.4	11.9	13.0
25. USAF FLY PRSNL '67	8.43	1.68	19.93%	2420	4.0	5.5	6.2	7.4	8.5	9.6	10.5	11.1	12.1
26. STUDENT PLT '67	8.85	1.54	17.40%	505	4.8	6.2	6.9	7.9	8.9	9.9	10.7	11.2	12.3
27. RATED PILOTS '67	8.24	1.68	20.39%	1187	3.8	5.3	6.1	7.2	8.3	9.4	10.3	10.9	11.9
28. SOT NAVIGAT '67	8.87	1.60	18.04%	188		6.3	6.9	7.9	8.9	10.0	11.0	11.6	
29. BIQ-NAVIGAT '62	8.31	1.75	21.06%	505	3.9	5.3	6.0	7.2	8.4	9.5	10.5	11.0	12.1
48. NATO SURVEY-60/61	9.15	1.33	14.54%	3325	5.9	7.0	7.5	8.3	9.2	10.0	10.8	11.4	12.5
49. TURKISH MIL '60	9.04	1.37	15.15%	912	6.0	6.9	7.4	8.1	9.0	9.9	10.8	11.4	12.5

ENGLISH VALUES	MEAN	STD DEV	COEF OF V	-V-	1ST	5TH	10TH	25TH	50TH	75TH	90TH	95TH	99TH
50. ANKLE CIRCUMFERENCE-CONTINUED													
81. JAPAN AF PILOTS	8.51	.39	4.58%	210		8.0	8.0	8.2	8.5	8.7	9.0	9.2	
82. JAPAN AF NAVIG	8.42	.43	5.11%	538		7.9	7.9	8.1	8.4	8.7	9.0	9.2	
83. JAPANESE PILOTS	8.54	.48	5.62%	239		7.9	8.1	8.2	8.5	8.8	9.1	9.5	
84. THAI MILITARY	8.26	.47	5.69%	2950		7.5	7.7	8.0	8.2	8.5	8.8	9.0	
85. VIETNAM MILITARY	7.92	.42	5.30%	2121	6.9	7.2	7.4	7.6	7.9	8.2	8.5	8.6	8.9
86. R.O.K.A.F. PILOTS	8.59	.60	6.98%	264		7.8	8.0	8.2	8.6	8.8	9.2	9.6	
87. KOREAN FORCES -65	8.50	.83	9.76%	3747		7.8	7.9	8.1	8.3	8.7	9.0	9.4	
90. IRANIAN MILITARY	8.43	.47	5.58%	9414		7.7	7.9	8.1	8.4	8.7	9.1	9.3	
64. ANKLE HEIGHT.....													
7. AIR FORCE WMN '68	4.40	.53	12.05%	1905	3.4	3.6	3.7	4.0	4.4	4.8	5.1	5.4	5.8
8. WAF-NURSE OFCRS	4.40	.54	12.27%	548	3.3	3.6	3.7	4.0	4.4	4.8	5.2	5.4	5.7
9. ENLISTED WAFS/W	4.40	.52	11.82%	1216	3.5	3.6	3.8	4.0	4.4	4.7	5.1	5.3	5.8
10. ENLISTED WAFS/W	4.42	.62	14.03%	131		3.6	3.7	3.9	4.3	4.8	5.3	5.7	6.4
19. USAF SURVEY 1965	4.81	.59	12.27%	3869	3.8	4.0	4.1	4.4	4.7	5.2	5.7	5.9	6.4
20. OFFICERS---1965	5.32	.63	11.84%	549	4.2	4.4	4.5	4.9	5.3	5.8	6.2	5.4	6.8
21. ENLISTED MEN'65	4.90	.54	11.02%	792	4.0	4.1	4.3	4.5	4.8	5.2	5.6	5.9	6.4
23. BASIC TRAINEE'65	4.68	.54	11.54%	2527	3.8	4.0	4.1	4.3	4.6	5.0	5.4	5.7	6.1
25. USAF FLY PRSNL'67	5.40	.45	8.33%	2420	4.5	4.7	4.9	5.1	5.4	5.7	6.0	6.2	6.5
26. STUDENT PLT '67	5.37	.45	8.38%	505	4.5	4.7	4.8	5.0	5.3	5.7	6.0	6.2	6.5
27. RATED PILOTS'67	5.45	.45	8.26%	1187	4.5	4.8	4.9	5.1	5.4	5.7	6.1	6.3	6.6
28. SOT NAVIGAT '67	5.24	.41	7.82%	188		4.6	4.7	4.9	5.2	5.5	5.8	6.0	6.6
29. BID-NAVIGAT '67	5.39	.46	8.53%	505	4.5	4.7	4.8	5.1	5.3	5.7	6.0	6.2	6.6
48. NATO SURVEY-60/61	4.92	.32	6.50%	3325	4.1	4.4	4.5	4.7	4.9	5.2	5.3	5.4	5.6
49. TURKISH MIL. '60	4.72	.34	7.20%	912	4.0	4.2	4.3	4.5	4.7	4.9	5.2	5.3	5.6
50. GREEK MILIT '61	4.88	.26	5.33%	1071	4.4	4.5	4.5	4.7	4.9	5.1	5.2	5.3	5.6
51. ITALIAN MIL. '61	5.08	.25	4.92%	1342	4.4	4.7	4.8	4.9	5.1	5.3	5.4	5.5	5.5
67. RAF AIROCREW	4.99	.34	6.81%	240		4.4	4.5	4.7	5.0	5.2	5.4	5.5	
72. ANTERIOR NECK LENGTH.....													
18. USAF FLY PRSNL'50	3.41	.64	18.77%	4000	1.9	2.3	2.6	3.0	3.4	3.8	4.2	4.4	4.9
19. USAF SURVEY 1965	3.72	.57	15.32%	3859	2.4	2.8	3.0	3.3	3.7	4.1	4.5	4.7	5.1
20. OFFICERS---1965	3.69	.55	14.91%	549	2.5	2.8	3.0	3.3	3.7	4.1	4.4	4.6	5.0
21. ENLISTED MEN'65	3.65	.58	15.89%	732	2.3	2.7	2.9	3.3	3.7	4.0	4.4	4.6	5.1
23. BASIC TRAINEE'65	3.74	.58	15.51%	2527	2.5	2.8	3.0	3.4	3.7	4.1	4.5	4.7	5.1
25. USAF FLY PRSNL'67	3.32	.66	19.88%	2420	1.6	2.2	2.5	2.9	3.4	3.8	4.1	4.4	4.8
26. STUDENT PLT '67	3.48	.61	17.53%	505	1.9	2.5	2.7	3.1	3.5	3.9	4.2	4.4	4.9
27. RATED PILOTS'67	3.25	.66	20.31%	1187	1.5	2.1	2.4	2.8	3.3	3.7	4.1	4.3	4.7
28. SOT NAVIGAT '67	3.49	.63	18.05%	188		2.5	2.7	3.1	3.5	3.9	4.3	4.6	4.8
29. BID-NAVIGAT '67	3.27	.69	21.10%	505	1.5	2.1	2.4	2.8	3.3	3.8	4.1	4.4	4.9
48. NATO SURVEY-60/61	3.60	.52	14.44%	3325	2.3	2.8	3.0	3.3	3.6	3.9	4.3	4.5	4.9
49. TURKISH MIL. '60	3.56	.54	15.17%	912	2.4	2.7	2.9	3.2	3.5	3.9	4.3	4.5	4.9

METRIC VALUES	MEAN	STD DEV	COEF OF V	-N-	1ST	5TH	10TH	25TH	50TH	75TH	90TH	95TH	99TH
72. ANTERIOR NECK LENGTH-CONTINUED													
50. GREEK MILIT *61	9.33	1.21	12.97%	1071	6.6	7.4	7.8	8.5	9.3	10.1	10.9	11.4	12.5
51. ITALIAN MIL *61	9.09	1.37	15.07%	1342	5.8	6.8	7.3	8.2	9.2	10.0	10.8	11.2	12.1
59. GERMAN AVIATORS	9.70	1.62	16.70%	1016	5.6	6.9	7.6	8.7	9.7	10.8	11.7	12.3	13.4
83. JAPANESE PILOTS	9.46	1.40	14.80%	178		7.1	7.6	8.4	9.5	10.4	10.3	11.8	
86. R.O.K.A.F. PILOTS	9.65	1.13	11.71%	264		8.0	8.2	9.0	9.6	10.4	11.2	11.5	
74. ANTERIOR WAIST LENGTH.....													
2. US WOMEN-O/A 1940	32.74	2.26	6.90%	****	(29.0)		(31.2)		(34.3)		(36.5)		
7. AIR FORCE WMN *68	33.58	1.96	5.84%	1905	29.4	30.5	31.1	32.2	33.5	34.8	36.1	36.9	38.6
8. WAF-NURSE OFCS	33.65	2.03	6.03%	548	29.4	30.4	31.1	32.2	33.6	34.9	36.2	37.1	39.0
9. ENLISTED WAFS/W	33.62	1.92	5.71%	1216	29.4	30.6	31.2	32.3	33.5	34.9	36.1	36.9	38.4
10. ENLISTED WAFS/B	32.88	1.72	5.23%	131		30.3	30.7	31.6	32.7	34.0	35.2	35.9	
43. ENGLISH CIV WOMEN	34.12	2.41	7.06%	4935		30.2	31.1	32.5	34.1	35.7	37.2	38.1	
80. ARM REACH FROM WALL.....													
1. STEWARDESSES 1971	78.81	3.26	4.14%	422	73.8	74.8	76.5	78.7	81.0	83.3	84.6		
3. WAS PILOTS 1942	80.70	3.30	4.09%	447	75.5	76.4	78.3	80.7	82.9	85.3	86.6		
4. AAE-NURSES-----1942	79.10	3.50	4.42%	132	73.4	74.8	76.7	78.8	81.5	83.7	85.0		
13. AIR TRAFFIC CNTRL	87.26	4.56	5.23%	681	79.8	81.5	83.6	87.0	90.1	91.6	94.6		
15. A.A.F. CADETS *42	89.70	4.00	4.46%	2959	83.0	84.2	86.5	89.3	92.1	94.5	95.9		
16. A.A.F. GUNNERS *42	88.40	4.30	4.86%	583	81.0	82.3	85.6	88.4	91.1	93.5	94.9		
18. USAE-ELY-PBSNL-50	87.86	4.15	4.72%	4000	78.6	81.1	82.5	85.0	87.8	90.6	93.2	94.8	97.9
43. AUSTRALIAN PILOTIZE	79.20	3.61	4.56%	35	73.3	74.6	76.7	79.2	81.6	83.8	85.1		
60. GERMAN 20 YR OLDS	84.90	3.80	4.48%	7144	78.7	80.1	82.3	84.9	87.4	89.8	91.3		
61. GERMANS/25-40 YRS	86.30	4.10	4.75%	2643	79.8	81.1	83.5	86.3	88.4	91.4	93.3		
63. CANADIAN STU PLT	84.58	3.55	4.20%	580	78.7	79.7	82.0	84.5	87.1	89.1	90.6		
64. CANADIAN STU OBS	84.83	3.80	4.48%	998	78.9	80.2	82.5	84.8	87.3	89.4	90.6		
67. RAF AIRCREW	84.89	4.10	4.83%	200	77.9	79.7	82.0	84.9	87.3	89.9	90.9		
68. RCAF PILOTS	84.91	4.06	4.78%	314	78.7	80.2	82.0	84.5	87.3	90.1	91.9		
69. RCAF NAVIGATORS	84.25	3.65	4.33%	290	77.9	79.2	81.5	84.3	86.8	88.8	90.1		
76. AUSTRALIAN PILOT/M	87.23	3.65	4.18%	75	81.2	82.5	84.7	87.2	89.6	91.9	93.2		
80. JAPANESE AIRFORCE	80.08	3.30	4.12%	1176	74.9	76.0	77.8	80.0	82.2	84.4	85.7		
81. JAPAN AF PILOTS	80.17	3.07	3.83%	210	75.6	76.4	78.0	80.0	82.1	84.1	85.4		
82. JAPAN AF NAVIG	79.97	3.18	3.98%	538	74.9	76.0	77.8	79.9	82.1	84.1	85.3		
84. THAI MILITARY	81.70	4.30	5.26%	2950	75.0	76.5	79.0	82.0	84.5	87.0	88.5		
85. VIETNAM MILITARY	81.14	3.45	4.25%	2125	73.5	75.6	76.7	78.8	81.1	83.5	85.6	87.0	89.5
86. R.O.K.A.F. PILOTS	77.36	3.85	4.98%	254		70.8	72.2	74.6	77.3	80.2	82.3	83.4	
87. KOREAN FORCES -65	80.60	4.20	5.21%	3747		73.3	75.2	78.1	80.7	83.4	85.5	87.0	
90. IRANIAN MILITARY	84.78	3.60	4.25%	9414		78.9	80.2	82.4	84.7	87.2	89.5	90.9	

ENGLISH VALUES	MEAN	STD DEV	COEF OF V	-N-	1ST	5TH	10TH	25TH	50TH	75TH	90TH	95TH	99TH
-- -- -- -- -- PERCENTILES -- -- -- -- --													
72. ANTERIOR NECK LENGTH-CONTINUED													
50. GREEK MILIT *61	3.67	.48	13.08%	1071	2.6	2.9	3.1	3.4	3.7	4.0	4.3	4.5	4.9
51. ITALIAN MIL *61	3.58	.54	15.08%	1342	2.3	2.7	2.9	3.2	3.6	3.9	4.2	4.4	4.8
59. GERMAN AVIATORS	3.82	.64	16.75%	1006	2.2	2.7	3.0	3.4	3.8	4.3	4.6	4.8	5.3
83. JAPANESE PILOTS	3.72	.55	14.78%	178		2.8	3.0	3.3	3.7	4.1	4.1	4.6	
86. R.O.K.A.F. PILOTS	3.80	.45	11.84%	264		3.2	3.2	3.5	3.8	4.1	4.4	4.5	
74. ANTERIOR WAIST LENGTH.....													
2. US WOMEN-D/A 1940	12.89	.89	6.90%	****	(11.4)	(11.4)	(12.3)	(12.3)	(13.5)	(13.5)	(14.4)	(14.4)	
7. AIR FORCE WMN *68	13.22	.77	5.82%	1905	11.6	12.0	12.3	12.7	13.2	13.7	14.2	14.5	15.2
8. WAF-NURSE OFCS	13.25	.80	6.04%	548	11.6	12.0	12.2	12.7	13.2	13.8	14.3	14.6	15.3
9. ENLISTED WAFS/W	13.24	.76	5.74%	1216	11.6	12.1	12.3	12.7	13.2	13.7	14.2	14.5	15.1
10. ENLISTED-WAES/B	12.94	.68	5.26%	131		11.9	12.1	12.5	12.9	13.4	13.9	14.1	
43. ENGLISH CIV WOMEN	13.43	.95	7.07%	4995		11.9	12.2	12.8	13.4	14.0	14.6	15.0	
80. ARM REACH FROM WALL.....													
1. STEWARDESSES 1971	31.03	1.28	4.13%	422	29.1	29.4	29.4	30.1	31.0	31.9	32.8	33.3	
3. WAS PILOTS 1942	31.80	1.30	4.09%	447	29.7	30.1	30.8	31.8	32.7	33.6	34.1	34.5	
4. AAE-NURSES---1942	31.10	1.40	4.50%	152	28.9	29.4	30.2	31.0	32.1	32.9	33.5	34.1	
13. AIR TRAFFIC CNTRL	34.36	1.80	5.24%	681	31.4	32.1	32.9	34.2	35.4	36.5	37.2	37.8	
15. A.A.F. CADETS *42	35.30	1.60	4.53%	2959	32.7	33.1	34.1	35.2	36.3	37.2	37.8	38.5	
16. A.A.F. GUNNERS *42	34.80	1.70	4.89%	583	31.9	32.4	33.7	34.8	35.9	36.8	37.4	38.5	
18. USAE-ELY-PBSNL-50	34.59	1.63	4.71%	4000	30.9	31.9	32.5	33.5	34.6	35.7	36.7	37.3	
45. AUSIRAL-N-PILOTE	31.18	1.42	4.55%	35	28.9	29.4	30.2	31.2	32.1	33.0	33.5	34.1	
60. GERMAN 20 YR OLDS	33.43	1.50	4.49%	7144	31.0	31.5	32.4	33.4	34.4	35.4	35.9	36.5	
61. GERMANS/25-40 YRS	33.98	1.61	4.74%	2643	31.4	31.9	32.9	34.0	34.8	36.0	36.7	37.3	
63. CANADIAN STU PLT	33.30	1.40	4.20%	580	31.0	31.4	32.3	33.3	34.3	35.1	35.7	36.7	
64. CANADIAN STU OBS	33.40	1.50	4.49%	998	31.1	31.6	32.5	33.4	34.4	35.2	35.7	36.7	
67. RAF AIRCREW	33.42	1.61	4.82%	200	30.7	31.4	32.3	33.4	34.4	35.4	35.8	36.8	
68. RCAF PILOTS	33.43	1.60	4.79%	314	31.0	31.6	32.3	33.3	34.4	35.5	35.9	36.9	
69. RCAF NAVIGATORS	33.17	1.44	4.34%	290	30.7	31.2	32.1	33.2	34.2	35.0	35.5	36.5	
76. AUSTRAL-N PILOT/M	34.34	1.44	4.19%	75	32.0	32.5	33.3	34.3	35.3	36.2	36.7	37.7	
80. JAPANESE AIRFORCE	31.53	1.30	4.12%	1176	29.5	29.9	30.8	31.5	32.4	33.2	33.7	34.7	
81. JAPAN AF PILOTS	31.56	1.21	3.83%	210	29.8	30.1	30.7	31.5	32.3	33.1	33.6	34.6	
82. JAPAN AF NAVIG	31.48	1.25	3.97%	538	29.5	29.9	30.6	31.5	32.3	33.1	33.6	34.6	
84. THAI MILITARY	32.16	1.69	5.25%	2950	29.5	30.1	31.1	32.3	33.3	34.3	34.8	35.8	
85. VIETNAM MILITARY	31.95	1.36	4.26%	2125	29.8	30.2	31.0	31.9	32.9	33.7	34.2	35.2	
86. R.O.K.A.F. PILOTS	30.45	1.52	4.99%	254	27.9	28.4	29.4	30.4	31.6	32.4	32.8	33.8	
87. KOREAN FORCES -65	31.73	1.65	5.20%	3747	28.9	29.6	30.7	31.8	32.8	33.7	34.3	35.3	
90. IRANIAN MILITARY	33.38	1.42	4.25%	9414	31.1	31.6	32.4	33.4	34.3	35.2	35.8	36.8	

METRIC VALUES	MEAN	STD DEV	COEF OF V	-V-	1ST	5TH	10TH	25TH	50TH	75TH	90TH	95TH	99TH
89. AXILLARY ARM CIRCUMFERENCE.....													
6.WAF BASIC TR 1952	27.90	2.40	8.60%	850	22.8	24.2	24.9	26.2	27.7	29.4	31.0	32.1	
7.AIR FORCE WHN '68	27.44	2.34	8.53%	1905	23.4	23.9	24.6	25.8	27.3	28.9	30.5	31.5	33.6
8. WAF-NURSE OFCRS	28.11	2.53	9.00%	548	22.6	24.3	25.0	26.3	27.9	29.6	31.3	32.5	35.1
9. ENLISTED WAFS/W	27.25	2.16	7.93%	1216		23.8	24.5	25.8	27.2	28.7	30.1	31.0	32.8
10.---ENLISTED-WAFS/B	26.42	2.42	9.16%	131		23.0	23.6	24.8	26.2	27.6	29.2	30.5	
17.USAF BASIC TR '52	31.59	3.24	10.26%	3329		27.2	28.0	29.5	31.3	33.3	35.4	36.9	
18.USAF FLY PRSNL '50	31.74	2.62	8.25%	4000	26.3	27.6	28.4	29.9	31.6	33.5	35.2	36.3	38.1
24.NAVY-ELYSERS '64--	33.00	2.48	7.52%	1529	27.2	28.9	29.8	31.3	33.0	34.7	36.2	37.1	38.8
52.BANTU MINERS	26.89	1.93	7.18%	485		24.0			26.9			30.0	
80.JAPANESE AIRFORCE	28.75	2.01	6.99%	1170		25.7	26.3	27.4	28.6	30.0	31.4	32.2	
81. JAPAN AF PILOTS	29.07	2.08	7.16%	210		25.9	26.5	27.7	29.0	30.4	31.7	32.6	
82. JAPAN AF NAVIG	28.80	1.92	6.67%	538		25.9	26.5	27.5	28.7	30.1	31.4	32.2	
83.JAPANESE PILOTS	29.57	2.20	7.44%	234		26.1	26.9	28.1	29.5	31.1	32.4	32.9	
86.R.O.K.A.F. PILOTS	29.69	2.48	8.35%	264		25.6	26.7	28.2	29.5	31.1	32.9	34.1	
90. AXILLA HEIGHT.....													
6.WAF-BASIC-TR-1952	123.81	5.65	4.56%	851		114.7	116.4	120.0	123.9	128.1	131.6	133.6	
17.USAF-BASIC-TR-1952	133.58	5.69	4.26%	2017		124.4	126.5	129.8	133.5	137.3	140.0	143.5	
61.GERMANS/25-40 YRS	132.30	5.40	4.08%	2643		123.9	125.4	128.4	132.3	135.9	139.1	141.4	
65.ROYAL ARMOR CORP	131.94	5.24	3.97%	500		123.3	125.4	128.5	132.0	135.6	138.2	140.1	
67.RAF AIRCREW	132.99	5.40	4.06%	200		122.9	125.8	129.4	133.1	136.1	139.2	141.5	
70.NEW ZEALAND AIRF.	134.66	5.70	4.23%	238		(125.3)	(130.8)		(138.5)		(144.0)		
91. AXILLA TO WAIST LENGTH.....													
5.WAF SEPARATEE1946	23.13	2.65	11.46%	7553	17.4	19.1	20.0	21.4	23.0	24.7	26.4	27.6	30.1
93. BACK CURVATURE.....													
7.AIR FORCE WHN '68	42.15	3.05	7.24%	1905	35.8	37.6	38.5	40.0	41.9	44.0	46.2	47.6	50.3
8. WAF-NURSE OFCRS	42.68	3.37	7.90%	548	35.6	37.5	38.5	40.3	42.4	44.9	47.2	48.6	51.3
9. ENLISTED WAFS/W	42.10	2.88	6.84%	1216	36.2	37.8	38.7	40.1	41.9	43.8	45.9	47.2	49.9
10.---ENLISTED-WAFS/B	40.48	2.56	6.32%	131		36.3	37.1	38.6	40.4	42.1	43.8	44.8	
36.ARMY AVIATORS '70	51.13	3.40	6.65%	1482		45.8	46.9	48.8	51.0	53.3	55.5	57.0	
97. BALL-OF-FOOT CIRCUMFERENCE.....													
5.WAF SEPARATEE1946	21.89	1.15	5.25%	8108	19.4	20.0	20.4	21.1	21.9	22.8	23.5	24.0	25.1
6.WAF-BASIC-TR-1952	23.30	1.23	5.28%	848		21.3	21.7	22.4	23.3	24.2	25.0	25.5	
17.USAF BASIC TR '52	25.04	1.36	5.43%	3322		22.9	23.4	24.1	25.0	25.9	26.7	27.3	
18.USAF FLY PRSNL '50	24.45	1.20	4.91%	4000		22.5	23.0	23.6	24.4	25.2	26.0	26.5	27.4
19.USAF SURVEY 1965	25.29	1.26	4.98%	3859		23.3	23.7	24.4	25.2	26.1	26.9	27.4	28.4
20. OFFICERS---1965	25.16	1.17	4.65%	549		22.6	23.3	24.3	25.1	26.0	26.7	27.1	27.9
21. ENLISTED MEN'65	25.22	1.28	5.08%	792		22.5	23.2	24.3	25.2	26.1	26.9	27.4	28.4
23. BASIC TRAINEE65	25.34	1.27	5.01%	2527		22.5	23.3	24.5	25.3	26.2	27.0	27.5	28.4

ENGLISH VALUES		STD DEV	MEAN	COEF OF V	-N-	1ST	5TH	10TH	25TH	50TH	75TH	90TH	95TH	99TH
PERCENTILES - - - - -														
89. AXILLARY ARM CIRCUMFERENCE.....														
6. WAF BASIC TR 1952	10.99	.95	8.04%	850		9.0	9.5	9.8	10.3	10.9	11.6	12.2	12.7	13.5
7. AIR FORCE WMN '68	10.80	.92	8.52%	1905		9.0	9.4	9.7	10.2	10.7	11.4	12.0	12.4	13.2
8. WAF-NURSE OFCRS	11.07	1.00	9.03%	548		9.2	9.6	9.8	10.4	11.0	11.7	12.3	12.8	13.8
9. ENLISTED WAFS/W	10.73	.85	7.92%	1216		8.9	9.4	9.7	10.1	10.7	11.3	11.8	12.2	12.9
10. ENLISTED WAFS/B	10.40	.95	9.13%	131			9.1	9.3	9.8	10.3	10.9	11.5	12.0	
17. USAF BASIC TR '52	12.44	1.28	10.29%	3329			10.7	11.0	11.6	12.3	13.1	13.9	14.5	
18. USAF FLY PRSNL '50	12.49	1.03	8.25%	4000		10.4	10.9	11.2	11.8	12.4	13.2	13.9	14.3	15.0
24. NAVY FLYERS '64--	12.99	.97	7.47%	1529		10.7	11.4	11.7	12.3	13.0	13.7	14.2	14.6	15.3
52. BANTU MINERS	10.59	.76	7.18%	485			9.4		10.6			11.8	12.7	
80. JAPANESE AIRFORCE	11.32	.79	6.98%	1176			10.1	10.4	10.8	11.3	11.8	12.4	12.7	
81. JAPAN AF PILOTS	11.44	.82	7.17%	210			10.2	10.4	10.9	11.4	12.0	12.5	12.8	
82. JAPAN AF NAVIG	11.34	.76	6.70%	538			10.2	10.4	10.8	11.3	11.9	12.4	12.7	
83. JAPANESE PILOTS	11.64	.87	7.47%	234			10.3	10.6	11.1	11.6	12.2	12.8	13.0	
86. R.O.K.A.F. PILOTS	11.69	.98	8.38%	264			10.1	10.5	11.1	11.6	12.2	13.0	13.4	
90. AXILLA HEIGHT.....														
6. WAF BASIC TR 1952	48.74	2.22	4.55%	851		44.1	45.2	45.8	47.2	48.8	50.4	51.8	52.6	54.0
17. USAF BASIC TR '52	52.59	2.24	4.26%	2017		47.2	49.0	49.8	51.1	52.6	54.1	55.1	56.5	57.8
61. GERMANS/25-40 YRS	52.19	2.13	4.09%	2643			48.8	49.4	50.6	52.1	53.5	54.8	55.7	
65. ROYAL ARMOR CORP	51.94	2.06	3.97%	500			48.5	49.4	50.6	52.0	53.4	54.4	55.2	
67. RAF AIRCREW	52.36	2.13	4.07%	200			48.4	48.5	51.0	52.4	53.6	54.8	55.7	
70. NEW ZEALAND AIRF.	53.62	2.24	4.22%	238			(49.3)	(51.5)	(54.5)					
91. AXILLA TO WAIST LENGTH.....														
5. MAC SEPARATEE 1946	9.11	1.05	11.53%	7563		6.8	7.5	7.9	8.4	9.1	9.7	10.4	10.9	11.9
93. BACK CURVATURE.....														
7. AIR FORCE WMN '68	16.59	1.20	7.23%	1905		14.1	14.8	15.2	15.8	16.5	17.3	18.2	18.7	19.8
8. WAF-NURSE OFCRS	16.80	1.33	7.92%	548		14.0	14.8	15.1	15.9	16.7	17.7	18.6	19.1	20.2
9. ENLISTED WAFS/W	16.57	1.13	6.82%	1216		14.3	14.9	15.2	15.8	16.5	17.3	18.1	18.6	19.7
10. ENLISTED WAFS/B	15.94	1.01	6.34%	131			14.3	14.6	15.2	15.9	16.6	17.2	17.7	
36. ARMY AVIATORS '70	20.13	1.34	6.66%	1482			18.0	18.5	19.2	20.1	21.0	21.8	22.4	
97. BALL-OF-FOOT CIRCUMFERENCE.....														
5. MAC SEPARATEE 1946	8.62	.45	5.22%	8108		7.6	7.9	8.0	8.3	8.6	9.0	9.3	9.5	9.9
6. WAF BASIC TR 1952	9.17	.48	5.23%	848		8.1	8.4	8.6	8.8	9.2	9.5	9.8	10.1	10.5
17. USAF BASIC TR '52	9.86	.53	5.38%	3322		8.7	9.0	9.2	9.5	9.8	10.2	10.5	10.7	11.2
18. USAF FLY PRSNL '50	9.63	.47	4.88%	4000		8.6	8.9	9.0	9.3	9.6	9.9	10.2	10.4	10.8
19. USAF SURVEY 1965	9.96	.50	5.02%	3869		8.9	9.2	9.3	9.6	9.9	10.3	10.6	10.8	11.2
20. OFFICERS---1965	9.90	.46	4.65%	549		8.9	9.2	9.3	9.6	9.9	10.2	10.5	10.7	11.0
21. ENLISTED MEN '65	9.93	.50	5.04%	792		8.9	9.1	9.3	9.6	9.9	10.3	10.6	10.8	11.2
23. BASIC TRAINEE 65	9.98	.50	5.01%	2527		8.8	9.2	9.3	9.6	10.0	10.3	10.6	10.8	11.2

METRIC VALUES	MEAN	STD DEV	COEF OF V	-N-	1ST	5TH	10TH	25TH	50TH	75TH	90TH	95TH	99TH
97. BALL-OF-FOOT CIRCUMFERENCE-CONTINUED													
25. USAF FLY PRSNL *67	24.84	1.23	4.95%	2420	22.1	22.9	23.3	24.0	24.8	25.6	26.5	27.0	28.0
26. STUDENT PLT *67	24.91	1.18	4.74%	505	22.3	23.0	23.5	24.1	24.9	25.6	26.4	27.0	28.2
27. RATED PILOTS *67	24.88	1.28	5.14%	1187	22.1	22.9	23.3	24.0	24.8	25.7	26.6	27.1	28.2
28. SDT NAVIGAT *67	24.66	1.21	4.91%	188		22.7	23.1	23.8	24.6	25.5	26.2	26.7	27.9
29. RTO NAVIGAT *67	24.74	1.16	4.69%	505	22.0	22.9	23.3	24.0	24.7	25.5	26.2	26.7	27.9
30. ARMY SOLDIERS *66	25.02	1.48	5.92%	6682	21.3	22.5	23.1	24.1	25.1	26.0	26.9	27.4	28.4
31. NAVY ENLISTED *66	24.64	1.71	6.94%	4035	20.3	21.7	22.4	23.6	24.7	25.8	26.7	27.3	28.4
33. MARINE ENLIST *66	25.12	1.31	5.21%	2008	22.2	23.0	23.4	24.2	25.1	26.0	26.8	27.3	28.3
34. ARMY AVIATORS *59	24.89	1.57	6.31%	500		22.3	22.8	23.8	24.8	25.9	27.1	27.4	
36. ARMY AVIATORS *70	24.50	1.20	4.90%	1482	21.8	22.6	23.0	23.7	24.5	25.3	26.1	26.6	27.4
48. NATO SURVEY-60/61	25.12	1.19	4.74%	3325	22.6	23.3	23.7	24.3	25.1	25.9	26.6	27.1	28.1
49. TURKISH MIL *60	25.28	1.27	5.02%	912	22.6	23.3	23.7	24.4	25.2	26.1	27.0	27.5	28.5
50. GREEK MILIT *61	24.96	1.10	4.41%	1071	22.5	23.3	23.7	24.2	24.9	25.7	26.5	26.9	27.5
51. ITALIAN MIL *61	25.15	1.18	4.69%	1342	22.6	23.2	23.6	24.4	25.2	25.9	26.6	27.1	28.1
52. BANTU MINERS	25.04	1.37	5.47%	485		22.9			25.0			27.2	
53. FRENCH ARMY	25.04	1.26	5.03%	793		23.0	23.6	24.2	25.0	25.8	26.8	27.3	
54. FRENCH PILOTS	25.16	1.15	4.57%	65		23.0	24.0	24.3	25.2	25.8	26.5	27.0	
55. FRENCH STUD PILOT	24.75	1.12	4.53%	101		22.8	23.4	24.0	25.0	25.5	26.2	26.7	
56. FRENCH NAVY -I	24.73	1.11	4.49%	212		22.8	23.4	24.0	24.7	25.5	26.2	26.5	
57. FRENCH NAVY -II	25.27	1.23	4.87%	100		23.4	23.7	24.5	25.3	26.0	27.0	27.4	28.2
59. GERMAN AVIATORS	24.96	1.30	5.21%	1006	22.1	22.9	23.3	24.1	24.9	25.8	26.7	27.2	
60. GERMAN 20 YR OLDS	24.60	1.30	5.28%	7144		22.5	23.0	23.7	24.6	25.4	26.3	26.8	
61. GERMANS/25-40 YRS	23.90	1.10	4.60%	2643		22.1	22.5	23.1	23.8	24.5	25.4	25.8	
65. ROYAL ARMOR CORP	24.53	1.13	4.61%	500		22.7	23.0	23.8	24.5	25.2	25.9	26.5	
66. ROYAL AIR FORCE	25.01	1.16	4.64%	2000	22.4	23.1	23.5	24.2	25.0	25.8	26.5	27.0	27.9
68. RCAF PILOTS	23.21	1.21	5.21%	314		21.0	21.5	22.3	23.1	23.8	24.8	25.3	
69. RCAF NAVIGATORS	23.26	1.24	5.33%	290		21.0	21.5	22.3	23.1	24.1	25.1	25.3	
70. NEW ZEALAND AIRF.	24.44	1.06	4.34%	238	(22.7)	(22.7)	(23.7)	(23.7)	(25.2)	(25.2)	(26.2)	(26.2)	
75. LATIN AMERICANS	24.60	1.30	5.42%	1985		22.0	22.4	23.1	23.9	24.7	25.6	25.1	
78. SOUTH AFRICANS	25.21	1.39	5.51%	1441		22.9			25.1			27.3	
80. JAPANESE AIRFORCE	25.39	1.07	4.21%	1176		23.7	24.1	24.7	25.4	26.1	26.7	27.1	
81. JAPAN AF PILOTS	25.48	.99	3.89%	210		23.9	24.3	24.9	25.5	26.1	26.7	27.0	
82. JAPAN AF NAVIG	25.43	1.06	4.17%	538		23.7	24.1	24.7	25.4	26.1	26.8	27.2	
84. THAI MILITARY	24.80	1.40	5.65%	2950		22.6	23.0	23.8	24.7	25.6	26.5	27.1	
85. VIETNAM MILITARY	24.15	1.61	6.67%	2113	20.9	21.8	22.2	23.0	24.0	25.1	26.3	27.1	28.8
86. R.O.K.A.F. PILOTS	25.25	1.25	4.95%	254		22.7	23.3	24.2	24.7	25.4	26.4	27.1	
87. KOREAN FORCES -65	24.60	1.10	4.47%	3747		22.7	23.2	23.9	24.6	25.4	26.0	26.5	
90. IRANIAN MILITARY	25.77	1.29	5.01%	9414		23.6	24.1	24.9	25.8	26.6	27.3	27.8	
103. BIACROMIAL BREADTH.....													
1. STEWARDSES 1971	35.03	1.48	4.22%	422	32.7	33.2	33.2	34.1	35.0	36.0	37.0	37.6	
3. WAS PILOTS 1942	35.00	1.70	4.86%	446	32.2	32.8	33.8	33.8	35.0	36.3	37.2	37.9	

ENGLISH VALUES	MEAN	STD DEV	COEF OF V	-N-	1ST	5TH	10TH	25TH	50TH	75TH	90TH	95TH	99TH
97. BALL-OF-FOOT CIRCUMFERENCE-CONTINUED													
25.USAF FLY PRSNL '67	9.78	.48	4.91%	2420	8.7	9.0	9.2	9.5	9.8	10.1	10.4	10.6	11.0
26. STUDENT PLT '67	9.81	.47	4.79%	505	8.8	9.1	9.2	9.5	9.8	10.1	10.4	10.6	11.1
27. RATED PILOTS '67	9.80	.50	5.10%	1187	8.7	9.0	9.2	9.5	9.8	10.1	10.5	10.7	11.1
28. SOT NAVIGAT '67	9.71	.47	4.84%	188		8.9	9.1	9.4	9.7	10.0	10.3	10.5	
29. RTD NAVIGAT '67	9.74	.46	4.72%	505	8.7	9.0	9.2	9.4	9.7	10.0	10.3	10.5	11.0
30.ARMV SOLDIERS '66	9.85	.58	5.89%	6682	8.4	8.9	9.1	9.5	9.9	10.2	10.6	10.8	11.2
31.NAVY ENLISTED '66	9.70	.67	6.91%	4095	8.0	8.5	8.8	9.3	9.7	10.2	10.5	10.7	11.2
33.MARINE ENLIST '66	9.89	.51	5.16%	2008	8.7	9.0	9.2	9.6	9.9	10.2	10.5	10.7	11.2
34.ARMV AVIATORS '59	9.80	.62	6.33%	500		8.8	9.0	9.4	9.8	10.2	10.7	10.8	
36.ARMV AVIATORS '70	9.65	.47	4.87%	1482		8.9	9.1	9.3	9.6	10.0	10.3	10.5	
48.NATO SURVEY-60/61	9.89	.47	4.75%	3325	8.9	9.2	9.3	9.6	9.9	10.2	10.5	10.7	11.1
49. TURKISH MIL '60	9.95	.50	5.03%	912	8.9	9.2	9.3	9.6	9.9	10.3	10.6	10.8	11.2
50. GREEK MILIT '61	9.83	.43	4.37%	1071	8.9	9.2	9.3	9.5	9.8	10.1	10.4	10.6	10.8
51. ITALIAN MIL '61	9.90	.47	4.75%	1342	8.9	9.1	9.3	9.6	9.9	10.2	10.5	10.7	11.0
52.BANTU MINERS	9.86	.54	5.48%	485		9.0			9.8			10.7	
53.FRENCH ARMY	9.86	.50	5.07%	793		9.1	9.3	9.5	9.8	10.2	10.6	10.7	
54.FRENCH PILOTS	9.91	.45	4.54%	55		9.1	9.4	9.6	9.9	10.2	10.4	10.6	
55.FRENCH STUD PILOT	9.74	.44	4.52%	101		9.0	9.2	9.4	9.8	10.0	10.3	10.5	
56.FRENCH NAVY -I	9.74	.44	4.52%	212		9.0	9.2	9.4	9.7	10.0	10.3	10.4	
57.FRENCH NAVY -II	9.95	.48	4.82%	100		9.2	9.3	9.6	10.0	10.2	10.6	10.8	
59.GERMAN AVIATORS	9.83	.51	5.19%	1006	8.7	9.0	9.2	9.5	9.8	10.2	10.5	10.7	11.1
60.GERMAN 20 YR OLDS	9.69	.51	5.26%	7144		8.9	9.1	9.3	9.7	10.0	10.4	10.6	
61.GERMANS/25-40 YRS	9.41	.43	4.57%	2643		8.7	8.9	9.1	9.4	9.6	10.0	10.2	
65.ROYAL ARMOR CORP	9.66	.44	4.55%	500		8.9	9.1	9.4	9.6	9.9	10.2	10.4	
66.ROYAL AIR FORCE	9.85	.46	4.67%	2000	8.8	9.1	9.3	9.5	9.8	10.2	10.4	10.6	11.0
68.RCAF PILOTS	9.14	.48	5.25%	314		8.3	8.5	8.8	9.1	9.4	9.8	10.0	
69.RCAF NAVIGATORS	9.16	.49	5.35%	290		8.3	8.5	8.8	9.1	9.5	9.9	10.0	
70.NEW ZEALAND AIRF.	9.62	.42	4.37%	238	(8.9)	(9.3)	(9.9)	(10.3)	
75.LATIN AMERICANS	9.50	.50	5.26%	1985		8.7	8.8	9.1	9.4	9.7	10.1	10.3	
78.SOUTH AFRICANS	9.93	.55	5.54%	1441		9.0			9.9			10.7	
80.JAPANESE AIRFORCE	10.00	.42	4.20%	1176		9.3	9.5	9.7	10.0	10.3	10.5	10.7	
81. JAPAN AF PILOTS	10.03	.39	3.89%	210		9.4	9.6	9.8	10.0	10.3	10.5	10.6	
82. JAPAN AF NAVIG	10.01	.42	4.20%	538		9.3	9.5	9.7	10.0	10.3	10.6	10.7	
84.THAI MILITARY	9.76	.55	5.64%	2950		8.9	9.1	9.4	9.7	10.1	10.4	10.7	
85.VIETNAM MILITARY	9.51	.63	6.62%	2113	8.2	8.6	8.8	9.1	9.5	9.9	10.3	10.7	11.3
86.R.O.K.A.F. PILOTS	9.94	.49	4.93%	264		8.9	9.2	9.5	9.7	10.0	10.4	10.7	
87.KOREAN FORCES -65	9.69	.43	4.44%	3747		8.9	9.1	9.4	9.7	10.0	10.2	10.4	
90.IRANIAN MILITARY	10.15	.51	5.02%	9414		9.3	9.5	9.8	10.2	10.5	10.8	10.9	
103. BIACROMIAL BREADTH.....													
1.STEWARDSES 1971	13.79	.58	4.21%	422	12.9	13.1	13.4	13.8	14.2	14.6	14.8		
3.WAS PILOTS 1942	13.80	.70	5.07%	446	12.7	12.9	13.3	13.8	14.3	14.7	14.9		

METRIC VALUES	MEAN	STD DEV	COEF OF V	N-	1ST	5TH	10TH	25TH	50TH	75TH	90TH	95TH	99TH
103. BIACROMIAL BREADTH-CONTINUED													
4.AAF NURSES 1942	34.00	1.70	5.00%	152	31.9	31.0	31.9	32.9	34.1	35.0	36.1	36.9	
7.AIR FORCE MMN #68	35.84	1.64	4.58%	1905	32.1	33.2	33.8	34.8	35.8	36.9	37.9	38.6	39.8
8. WAF-NURSE OFCRS	36.10	1.63	4.52%	548	31.8	33.4	34.0	35.0	36.1	37.2	38.2	38.8	40.0
9. ENLISTED WAFS/W	35.73	1.62	4.53%	1216	31.8	33.1	33.7	34.7	35.7	36.8	37.8	38.4	39.6
10. ENLISTED WAFS/B	35.85	1.73	4.83%	131	33.4	33.4	33.9	34.7	35.7	36.9	38.2	39.1	
11.HEALTH EXAM/F #62	35.43	1.93	5.45%	3581	30.7	32.1	32.9	34.2	35.6	37.0	38.3	39.0	40.5
12.---BLTH-EXZE-25-40	35.66	1.94	5.44%	1165	31.0	32.3	33.1	34.4	35.8	37.2	38.4	39.1	40.5
15.A.A.F. CADETS #42	39.90	1.90	4.76%	2959	36.6	37.3	37.3	38.5	39.8	41.1	42.2	42.9	
16.A.A.F. GUNNERS #42	38.90	2.00	5.14%	583	35.4	36.1	36.1	37.5	38.9	40.2	41.2	42.0	
18.USAF FLY PRSNL #50	40.01	1.83	4.57%	4000	35.6	37.0	37.7	38.8	40.0	41.2	42.4	43.0	44.2
19.USAF SURVEY 1965	39.81	1.91	4.80%	3869	34.9	36.6	37.4	38.6	39.8	41.1	42.2	42.9	44.0
20. OFFICERS---1965	40.39	1.82	4.51%	549	36.3	37.3	38.0	39.2	40.5	41.7	42.7	43.3	44.6
21. ENLISTED MEN #65	39.80	1.89	4.75%	792	35.1	36.7	37.5	38.6	39.8	41.1	42.2	42.9	44.1
23. BASIC TRAINEE65	39.68	1.91	4.81%	2526	34.7	36.4	37.2	38.5	39.5	41.0	42.1	42.8	43.9
25.USAF FLY PRSNL #67	40.73	1.94	4.76%	2420	36.0	37.5	38.2	39.5	40.8	42.0	43.1	43.8	45.3
26. STUDENT PLY #67	40.74	1.97	4.84%	505	36.1	37.5	38.3	39.5	40.8	42.1	43.2	43.9	45.1
27. RATED PILOTS #67	40.80	1.96	4.80%	1187	36.0	37.5	38.3	39.5	40.8	42.1	43.3	44.0	45.3
28. SOT NAVIGAT #67	40.43	1.87	4.63%	188	37.0	37.0	37.9	39.3	40.6	41.7	42.6	43.2	
29. RTD NAVIGAT #67	40.65	1.88	4.62%	505	36.2	37.5	38.2	39.4	40.7	41.9	42.9	43.6	45.2
32.NAVY DIVERS #72	42.05	1.93	4.59%	100	38.9	38.9	39.6	40.8	42.1	43.4	44.5	45.2	
37.HEALTH EXAM/M #62	39.64	2.12	5.35%	3091	34.1	35.8	36.7	38.2	39.8	41.4	42.7	43.5	45.0
38.---BLTH-EXZE-25-40	40.05	2.07	5.17%	1012	34.6	36.4	37.3	38.7	40.3	41.7	43.0	43.9	45.5
43.ENGLISH CIV WOMEN	35.05	1.88	5.36%	4995	32.0	32.0	32.6	33.8	35.1	36.3	37.4	38.1	
44.SWEDISH CIV WOMEN	35.35	1.50	4.24%	215	(32.9)	(32.9)	(34.3)	(34.3)	(36.4)	(36.4)	(37.8)	(37.8)	
45.AUSTRIAN-PILOIZE	33.45	2.35	7.03%	35	29.6	30.4	30.4	31.8	33.5	35.0	36.5	37.3	
48.NATO SURVEY-60/61	39.45	1.88	4.76%	3325	35.0	36.3	37.0	38.2	39.5	40.8	41.9	42.5	43.9
49. TURKISH MIL #60	39.61	1.68	4.24%	912	36.0	36.9	37.5	38.5	39.6	40.8	41.8	42.5	43.8
50. GREEK MILIT #61	38.86	1.96	5.04%	1071	34.3	35.6	36.3	37.6	38.9	40.2	41.4	42.1	43.6
51. ITALIAN MIL #61	39.84	1.82	4.57%	1342	35.3	36.8	37.6	38.7	39.9	41.1	42.2	42.8	44.0
52.BANTU MINERS	37.71	1.69	4.48%	485	34.6	34.6	37.6	38.7	39.9	41.1	42.2	42.8	
53.FRENCH ARMY	38.99	1.99	5.10%	794	35.5	36.5	36.5	37.8	39.1	40.3	41.4	42.1	
54.FRENCH PILOTS	39.88	1.77	4.44%	65	37.0	38.0	38.0	38.8	40.0	40.9	42.1	42.6	
55.FRENCH STUO PILOT	39.15	1.85	4.73%	101	35.6	36.7	37.0	38.0	39.6	40.6	41.3	42.0	
56.FRENCH NAVY -I	38.83	1.93	4.97%	212	35.8	36.7	37.0	38.0	39.6	40.6	41.3	42.0	
57.FRENCH NAVY -II	39.95	1.92	4.81%	100	36.9	37.6	37.6	38.7	39.9	41.0	42.2	43.1	
59.GERMAN AVIATORS	38.50	2.43	6.31%	1006	32.3	34.3	35.4	37.0	38.6	40.1	41.5	42.3	44.1
60.GERMAN 20 YR OLDS	39.40	2.00	5.08%	7144	36.0	36.9	36.9	38.0	39.4	40.6	41.8	42.6	
61.GERMANS/25-40 YRS	40.00	1.70	4.25%	2643	37.0	37.7	37.7	38.6	40.0	41.1	42.2	42.9	
62.CANADIAN MILIT #64	36.92	2.26	6.12%	565	33.1	34.2	34.2	35.4	36.9	38.4	39.8	40.8	
65.ROYAL ARMOR CORP	41.48	2.06	4.97%	500	38.1	38.8	38.8	40.1	41.5	42.8	44.1	44.8	
66.ROYAL AIR FORCE	40.73	1.91	4.69%	2000	36.1	37.5	38.3	39.5	40.8	42.0	43.1	43.8	45.1
68.RCAF PILOTS	35.12	1.98	5.64%	314	32.0	32.0	32.7	33.7	35.0	36.5	37.5	38.6	

ENGLISH VALUES	MEAN	STD DEV	COEF OF V	-N-	1ST	5TH	10TH	25TH	50TH	75TH	90TH	95TH	99TH
103. BIACROMIAL BREADTH-CONTINUED													
4.AAF NURSES 1942	13.40	.70	5.22%	152	12.6	12.2	12.5	13.0	13.4	13.8	14.2	14.5	15.7
7.AIR FORCE WMN '68	14.11	.65	4.61%	1905	12.6	13.1	13.3	13.7	14.1	14.5	14.9	15.2	15.8
8. WAF-NURSE OFCRS	14.21	.64	4.50%	548	12.5	13.0	13.3	13.6	14.1	14.5	14.9	15.1	15.6
9. ENLISTED WAFS/W	14.07	.64	4.55%	1216	12.5	13.1	13.3	13.7	14.0	14.5	15.0	15.4	15.9
10. ENLISTED WAFS/B	14.12	.68	4.82%	131	12.1	12.7	13.0	13.5	14.0	14.6	15.1	15.4	16.0
11.HEALTH EXAM/F '62	13.95	.76	5.41%	3581	12.2	14.4	14.7	15.2	15.7	16.2	16.6	16.9	17.4
12.---HLTH-EXAM-25-40	14.04	.76	5.41%	1165	12.2	13.9	14.2	14.8	15.3	15.8	16.2	16.5	17.0
15.A.A.F. CADETS '42	15.70	.70	4.46%	2959	14.0	14.6	14.8	15.3	15.8	16.2	16.7	16.9	17.3
16.A.A.F.GUNNERS '42	15.30	.80	5.23%	583	13.8	14.4	14.7	15.2	15.7	16.2	16.6	16.9	17.3
18.USAF FLY PRSNL '50	15.75	.72	4.57%	4000	14.3	14.7	15.0	15.4	15.9	16.4	16.8	17.0	17.6
19.USAF SURVEY 1965	15.67	.75	4.79%	3869	14.3	14.5	14.8	15.2	15.6	16.1	16.5	16.9	17.4
20. OFFICERS---1965	15.90	.72	4.53%	549	13.8	14.5	14.8	15.2	15.7	16.2	16.6	16.9	17.3
21. ENLISTED MEN '65	15.67	.74	4.72%	792	13.7	14.3	14.7	15.1	15.6	16.1	16.6	16.8	17.3
23. BASIC TRAINEE '65	15.62	.75	4.80%	2527	14.2	14.8	15.1	15.5	16.0	16.5	17.0	17.3	17.8
25.USAF FLY PRSNL '67	16.04	.76	4.74%	2420	14.2	14.8	15.1	15.5	16.0	16.5	17.0	17.3	17.8
26. STUDENT PLT '67	16.04	.78	4.86%	505	14.2	14.8	15.1	15.5	16.0	16.5	17.0	17.3	17.8
27. RATED PILOTS '67	16.06	.77	4.79%	1187	14.2	14.8	15.1	15.5	16.0	16.5	17.0	17.3	17.9
28. SOT NAVIGAT '67	15.92	.74	4.65%	188	14.3	14.6	14.9	15.3	15.7	16.2	16.6	16.9	17.4
29. RTO NAVIGAT '67	16.00	.74	4.63%	505	14.3	14.8	15.0	15.5	16.0	16.5	16.9	17.2	17.8
32.NAVY DIVERS '72	16.55	.76	4.59%	100	13.4	15.3	15.6	16.0	16.6	17.1	17.5	17.8	18.4
37.HEALTH EXAM/M '62	15.61	.83	5.32%	3091	13.6	14.3	14.7	15.3	15.9	16.4	16.9	17.3	17.9
38.---HLTH-EXAM-25-40	15.77	.81	5.14%	1012	13.6	14.3	14.7	15.3	15.9	16.4	16.9	17.3	17.9
43. ENGLISH CIV WOMEN	13.80	.74	5.36%	4935	(12.9)	12.6	12.9	13.3	13.8	14.3	14.7	15.0	(14.9)
44.SWEDISH CIV WOMEN	13.92	.59	4.24%	215	(12.9)	11.7	12.0	12.5	13.2	13.8	14.4	14.7	(14.9)
45.AUSALN PILOIZE	13.17	.93	7.06%	35	13.8	14.3	14.6	15.1	15.6	16.1	16.5	16.8	17.3
48.NATO SURVEY-60/61	15.54	.74	4.76%	3325	14.2	14.5	14.7	15.1	15.6	16.1	16.5	16.8	17.2
49. TURKISH MIL '60	15.59	.66	4.23%	912	13.5	14.0	14.3	14.8	15.3	15.8	16.3	16.6	17.2
50. GREEK MILIT '61	15.30	.77	5.03%	1371	13.9	14.5	14.8	15.2	15.7	16.2	16.6	16.9	17.3
51. ITALIAN MIL '61	15.68	.72	4.59%	1342	13.6	14.0	14.4	14.9	15.4	15.9	16.3	16.6	17.0
52.BANTU MINERS	14.85	.67	4.51%	485	13.6	14.0	14.4	14.9	15.4	15.9	16.3	16.6	17.0
53.FRENCH ARMY	15.35	.78	5.08%	794	14.6	14.6	15.0	15.3	15.7	16.1	16.5	16.8	17.2
54.FRENCH PILOTS	15.70	.70	4.46%	65	14.6	14.6	15.0	15.3	15.7	16.1	16.5	16.8	17.2
55.FRENCH STUD PILOT	15.41	.73	4.74%	101	14.1	14.1	14.4	14.8	15.3	15.7	16.2	16.6	17.0
56.FRENCH NAVY -I	15.29	.76	4.97%	212	14.5	14.5	14.8	15.2	15.7	16.1	16.6	17.0	17.4
57.FRENCH NAVY -II	15.73	.76	4.83%	100	13.5	13.5	13.9	14.6	15.2	15.8	16.3	16.7	17.1
59.GERMAN AVIATORS	15.16	.96	6.33%	1006	14.2	14.2	14.5	15.0	15.5	16.0	16.5	16.8	17.2
60.GERMAN 20 YR OLDS	15.51	.79	5.09%	7144	13.0	13.0	13.5	13.9	14.5	15.1	15.7	16.1	16.5
61.GERMANS/25-40 YRS	15.75	.67	4.25%	2643	15.0	15.0	15.3	15.8	16.3	16.8	17.3	17.8	18.3
62.CANADIAN MILIT '64	14.53	.89	6.13%	565	15.0	15.0	15.3	15.8	16.3	16.8	17.3	17.8	18.3
65.ROYAL ARMOR CORP	16.33	.81	4.96%	500	14.2	14.8	15.1	15.5	16.1	16.5	17.0	17.4	17.8
66.ROYAL AIR FORCE	16.04	.75	4.68%	2000	12.6	12.6	12.9	13.3	13.8	14.3	14.8	15.2	15.6
68.ROAF PILOTS	13.63	.78	5.64%	314	12.6	12.6	12.9	13.3	13.8	14.3	14.8	15.2	15.6

METRIC VALUES	STD DEV	MEAN	COEF OF V	-V-	1ST	5TH	10TH	25TH	50TH	75TH	90TH	95TH	99TH
103. BIACROMIAL BREADTH-CONTINUED													
69.RCAF NAVIGATORS	2.03	35.22	5.76%	290		32.2	32.7	33.7	35.0	36.5	37.8	39.1	
70.NEW ZEALAND AIRF.	1.92	41.16	4.66%	238	(38.0)		(39.9)		(42.5)		(44.3)		
73.CZECH LUMBERMEN	2.00	39.90	5.01%	1110	(36.6)		(38.6)		(41.2)		(43.2)		
76.AUSTRALIAN PILOT/M	2.28	38.83	5.87%	75	35.1	35.9	37.2	38.8	40.4	41.8	42.6		
80.JAPANESE AIRFORCE	1.64	38.43	4.27%	1176	35.8	36.4	37.3	38.4	39.5	40.5	41.1		
81. JAPAN AF PILOTS	1.59	38.63	4.12%	210	36.1	36.7	37.6	38.6	39.7	40.6	41.1		
82. JAPAN AF NAVIG	1.67	38.37	4.35%	538	35.6	36.2	37.3	38.4	39.5	40.5	41.1		
83.JAPANESE PILOTS	1.91	37.46	5.16%	101	34.3	34.9	36.1	37.6	38.7	40.0	40.8		
86.R.O.K.A.F. PILOTS	2.02	34.63	5.83%	254	31.6	32.1	33.4	34.5	35.9	37.2	38.1		
107. BIAURICULAR BREADTH.....													
7.AIR FORCE WMN '68	.95	15.83	6.00%	1905	13.9	14.2	14.6	15.2	15.8	16.5	17.1	17.4	18.0
8. WAF-NURSE OFRS	.91	16.01	5.68%	548	14.0	14.5	14.8	15.4	16.0	16.6	17.2	17.5	18.0
9. ENLISTED WAFS/M	.96	15.78	6.08%	1216	13.9	14.2	14.5	15.1	15.8	16.5	17.0	17.3	18.0
10A---ENLISTED-WAES/B	.92	15.56	5.91%	131		14.0	14.3	14.9	15.6	16.2	16.8	17.1	
19.USAF SURVEY 1965	.93	18.43	5.05%	3869	16.2	16.9	17.2	17.8	18.4	19.1	19.6	19.9	20.5
20. OFFICERS---1965	.82	18.85	4.35%	549	17.0	17.5	17.8	18.3	18.9	19.4	19.9	20.2	20.7
21. ENLISTED MEN'65	.87	18.58	4.68%	792	16.4	17.1	17.5	18.0	18.6	19.2	19.7	20.0	20.6
23. BASIC TRAINEES	.93	18.29	5.08%	2527	16.1	16.8	17.1	17.7	18.3	18.9	19.5	19.8	20.4
25.USAF FLY PRSNL '67	.81	18.83	4.30%	2420	17.0	17.5	17.8	18.3	18.8	19.4	19.9	20.2	20.8
26. STUDENT PLT '67	.76	18.76	4.05%	505	17.1	17.5	17.8	18.2	18.7	19.3	19.8	20.1	20.7
27. RATED PILOTS'67	.81	18.92	4.28%	1187	17.2	17.6	17.9	18.4	18.9	19.5	20.0	20.3	21.0
28. SOT NAVIGAT '67	.87	18.57	4.68%	188		17.2	17.5	18.0	18.5	19.2	19.8	20.1	
29A---BIO-NAVIGAT--67	.78	18.77	4.16%	505	17.1	17.5	17.8	18.2	18.8	19.3	19.8	20.1	20.7
48.NATO SURVEY-60/61	.77	18.74	4.11%	3007	17.0	17.5	17.8	18.2	18.7	19.3	19.7	20.0	20.6
49. TURKISH MIL. '60	.77	18.70	4.12%	594	17.0	17.4	17.7	18.2	18.7	19.2	19.7	20.0	20.6
50. GREEK MILIT '61	.78	18.74	4.16%	1071	17.0	17.5	17.8	18.2	18.7	19.3	19.8	20.1	20.6
51. ITALIAN MIL. '61	.76	18.77	4.05%	1342	17.0	17.5	17.8	18.3	18.8	19.3	19.7	20.1	20.7
59.GERMAN AVIATORS	.91	18.69	4.87%	1006	16.5	17.1	17.5	18.1	18.7	19.3	19.8	20.1	20.8
77.FRENCH YOUNG MEN	.78	18.39	4.24%	2000	(17.1)		(17.9)		(18.9)		(19.7)		
111. BICEPS CIRCUMFERENCE, FLEXED.....													
1.STEWARDESSES 1971	1.35	24.57	5.49%	422	22.3	22.8	23.6	24.6	25.5	26.3	26.7		
6.WAF BASIC TR 1952	2.67	26.67	8.40%	846	23.4	24.1	25.2	26.6	28.0	29.4	30.4		
7.AIR FORCE WMN '68	2.32	26.79	8.66%	1905	22.2	23.3	24.0	25.2	26.6	28.1	29.7	30.8	33.2
8. WAF-NURSE OFRS	2.50	27.51	9.09%	548	22.9	23.9	24.5	25.7	27.2	29.0	30.8	32.0	34.4
9. ENLISTED WAFS/M	2.16	26.52	8.14%	1216	22.1	23.2	23.8	25.0	26.4	27.9	29.3	30.2	32.0
10A---ENLISTED-WAES/B	2.30	26.43	8.70%	131		23.1	23.8	24.8	26.2	27.7	29.3	30.3	
17.USAF BASIC TR '52	30.88	27.9	9.03%	3326	26.7	27.6	29.1	30.7	32.5	34.3	35.7		
18.USAF FLY PRSNL '50	32.41	25.6	7.90%	4000	27.1	28.4	29.2	30.6	32.3	34.1	35.8	35.9	38.9
19.USAF SURVEY 1965	31.05	25.1	9.11%	3869	25.1	26.6	27.5	29.0	30.9	33.0	34.8	35.9	37.9
20. OFFICERS---1965	32.75	27.2	6.99%	549	27.2	29.0	29.8	31.2	32.7	34.3	35.7	36.6	38.4

ENGLISH VALUES	MEAN	STO DEV	COEF OF V	-N-	1ST	5TH	10TH	25TH	50TH	75TH	90TH	95TH	99TH
PERCENTILES													
103. BIACROMIAL BREADTH-CONTINUED													
59.RCAF NAVIGATORS	13.87	.80	5.77%	290	12.7	12.9	13.3	13.8	14.4	14.9	15.4		
70.NEW ZEALAND AIRF.	16.20	.76	4.69%	238	(14.9)	(15.7)	(16.7)	(17.5)					
73.CZECH LUMBERMEN	15.71	.79	5.03%	2400	(14.4)	(15.2)	(16.2)	(17.0)					
76.AUSTRAL'N PILOT/M	15.29	.90	5.89%	75	13.8	14.1	14.6	15.3	15.9	16.5	16.8		
80.JAPANESE AIRFORCE	15.13	.65	4.30%	1176	14.1	14.3	14.7	15.1	15.6	15.9	15.2		
81. JAPAN AF PILOTS	15.21	.63	4.14%	210	14.2	14.4	14.8	15.2	15.6	16.0	16.2		
82. JAPAN AF NAVIG	15.11	.66	4.37%	538	14.0	14.3	14.7	15.1	15.6	15.9	15.2		
83.JAPANESE PILOTS	14.75	.75	5.08%	101	13.5	13.7	14.2	14.8	15.2	15.7	16.1		
86.R.O.K.A.F. PILOTS	13.64	.80	5.87%	264	12.4	12.6	13.1	13.6	14.1	14.6	15.0		
107. BIAURICULAR BREADTH.....													
7.AIR FORCE WMN '68	6.23	.37	5.94%	1905	5.5	5.6	5.7	6.0	6.2	6.5	6.7	6.8	7.1
8. WAF-NURSE OFCRS	6.30	.36	5.71%	548	5.5	5.7	5.8	6.1	6.3	6.6	6.8	6.9	7.1
9. ENLISTED WAFS/M	6.21	.38	6.12%	1216	5.5	5.6	5.7	5.9	6.2	6.5	6.7	5.8	7.1
10A---ENLISTED-WAESZB	6.13	.36	5.87%	131	5.5	5.5	5.6	5.9	6.1	6.4	6.6	6.7	
19.USAF SURVEY 1965	7.26	.36	4.96%	3869	6.4	6.7	6.8	7.0	7.3	7.5	7.7	7.9	8.1
20. OFFICERS---1965	7.42	.32	4.31%	549	6.7	6.9	7.0	7.2	7.4	7.7	7.9	8.0	8.2
21. ENLISTED MEN'65	7.32	.34	4.64%	792	6.5	6.8	6.9	7.1	7.3	7.6	7.8	7.9	8.1
23. BASIC TRAINEE'65	7.20	.36	5.00%	2527	6.3	6.6	6.7	7.0	7.2	7.5	7.7	7.8	8.0
25.USAF FLY PRSNL'67	7.41	.32	4.32%	2420	6.7	6.9	7.0	7.2	7.4	7.6	7.8	8.0	8.2
26. STUDENT PLT '67	7.39	.30	4.06%	505	6.7	6.9	7.0	7.2	7.4	7.6	7.8	7.9	8.2
27. RATED PILOTS'67	7.45	.32	4.30%	1187	6.8	6.9	7.0	7.2	7.5	7.7	7.9	8.0	8.3
28. SOT NAVIGAT '67	7.31	.34	4.65%	188	6.7	6.9	7.0	7.2	7.4	7.6	7.8	7.9	8.2
29A---BID-NAVIGAT--57	7.39	.31	4.19%	505	6.7	6.9	7.0	7.2	7.4	7.6	7.8	7.9	8.1
48.NATO SURVEY-60/61	7.38	.30	4.07%	3007	6.7	6.9	7.0	7.2	7.4	7.6	7.8	7.9	8.1
49. TURKISH MIL.'60	7.36	.30	4.08%	594	6.7	6.9	7.0	7.2	7.4	7.6	7.8	7.9	8.1
50. GREEK MILIT '61	7.38	.31	4.20%	1071	6.7	6.9	7.0	7.2	7.4	7.6	7.8	7.9	8.1
51. ITALIAN MIL.'61	7.39	.30	4.06%	1342	6.7	6.9	7.0	7.2	7.4	7.6	7.8	7.9	8.1
59.GERMAN AVIATORS	7.36	.36	4.89%	1006	6.5	6.7	6.9	7.1	7.4	7.6	7.8	7.9	8.2
77.FRENCH YOUNG MEN	7.24	.31	4.28%	2000	(6.7)	(7.0)	(7.4)						
111. BICEPS CIRCUMFERENCE, FLEXED.....													
1.STEWARDESSES 1971	9.67	.53	5.48%	422	8.8	9.0	9.3	9.7	10.0	10.4	10.5		
6.WAF BASIC TR 1952	10.50	.88	8.38%	846	8.8	9.2	9.5	9.9	10.5	11.0	11.6	12.0	12.9
7.AIR FORCE WMN '68	10.55	.91	8.63%	1905	8.8	9.2	9.4	9.9	10.5	11.1	11.7	12.1	13.1
8. WAF-NURSE OFCRS	10.83	.98	9.05%	548	9.0	9.4	9.7	10.1	10.7	11.4	12.1	12.6	13.6
9. ENLISTED WAFS/M	10.44	.85	8.14%	1216	8.7	9.1	9.4	9.9	10.4	11.0	11.5	11.9	12.6
10A---ENLISTED-WAESZB	10.40	.91	8.75%	131		9.1	9.4	9.8	10.3	10.9	11.5	11.9	
17.USAF BASIC TR '52	12.16	1.10	9.05%	3326		10.5	10.9	11.4	12.1	12.8	13.5	14.0	
18.USAF FLY PRSNL'50	12.76	1.01	7.92%	4000	10.7	11.2	11.5	12.0	12.7	13.4	14.1	14.5	15.3
19.USAF SURVEY 1965	12.23	1.11	9.08%	3859	9.9	10.5	10.8	11.4	12.2	13.0	13.7	14.1	14.9
20. OFFICERS---1965	12.89	.90	6.98%	549	10.7	11.4	11.7	12.3	12.9	13.5	14.1	14.4	15.1

METRIC VALUES	MEAN	STD DEV	COEF OF V	-N-	1ST	5TH	10TH	25TH	50TH	75TH	90TH	95TH	99TH
111. BICEPS CIRCUMFERENCE, FLEXED-CONTINUED													
21. ENLISTED MEN '65	31.99	2.75	8.60%	792	25.7	27.7	28.6	30.1	31.9	33.8	35.7	36.7	38.5
23. BASIC TRAINEE '65	30.39	2.72	8.95%	2526	24.8	26.3	27.1	28.4	30.2	32.1	34.1	35.3	37.4
24. NAVY FLYERS '64	32.92	2.42	7.35%	1529	27.6	28.9	29.8	31.3	32.9	34.5	36.0	37.0	39.0
25. USAF FLY PRSNL '67	32.74	2.26	6.90%	2420	27.6	29.1	29.9	31.2	32.7	34.2	35.7	36.6	38.3
26. STUDENT PLT '67	32.52	2.33	7.16%	505	27.3	28.8	29.6	30.9	32.4	34.2	35.7	36.5	37.8
27. RATED PILOTS '67	32.87	2.17	6.60%	1187	27.7	29.3	30.1	31.4	32.8	34.3	35.7	36.6	38.1
28. SDT NAVIGAT '67	32.73	2.39	7.30%	188	27.7	28.8	29.8	31.3	32.7	34.3	35.8	36.7	38.1
29. RTO NAVIGAT '67	32.69	2.31	7.07%	505	27.6	29.2	29.9	31.1	32.5	34.1	35.7	36.9	39.4
30. ARMY SOLDIERS '66	32.27	2.75	8.52%	6682	26.5	28.0	28.9	30.4	32.1	34.0	35.9	37.1	39.4
31. NAVY ENLISTED '66	31.79	2.72	8.56%	4095	26.0	27.6	28.4	29.9	31.6	33.6	35.5	36.6	38.5
32. NAVY DIVERS '72	33.80	2.67	7.90%	100	29.4	29.4	30.4	32.0	33.8	35.6	37.2	38.2	38.7
33. MARINE ENLIST '66	32.42	2.42	7.46%	2008	27.3	28.7	29.4	30.8	32.3	34.0	35.6	36.6	38.7
36. ARMY AVIATORS '70	32.09	2.53	7.88%	1482	26.1	27.8	28.8	30.4	32.1	33.8	35.3	36.2	38.2
48. NATO SURVEY-60/61	30.53	2.22	7.27%	3325	25.6	27.1	27.9	29.2	30.7	32.2	33.6	34.4	35.9
49. TURKISH MIL '60	29.77	2.34	7.86%	912	24.4	26.1	26.9	28.3	29.9	31.5	32.9	33.8	35.5
50. GREEK MILIT '61	30.64	2.08	6.79%	1071	26.2	27.5	28.2	29.4	30.8	32.3	33.6	34.4	35.7
51. ITALIAN MIL '61	30.95	2.12	6.85%	1342	26.6	27.8	28.5	29.7	31.1	32.6	33.9	34.8	36.4
53. FRENCH ARMY	29.97	2.16	7.21%	794	26.8	27.4	28.6	30.0	31.3	32.6	33.9	34.8	36.4
54. FRENCH PILOTS	31.87	2.01	6.31%	65	28.3	29.5	30.7	32.0	33.2	34.7	35.1	35.9	37.2
55. FRENCH STUD PILOT	29.20	2.26	7.74%	131	25.4	26.5	27.5	29.2	30.7	32.2	33.7	35.1	36.6
56. FRENCH NAVY -I	29.96	2.53	8.44%	212	26.3	26.9	28.3	29.5	31.5	33.4	35.3	36.6	38.1
57. FRENCH NAVY -II	31.90	2.56	8.03%	100	27.8	28.5	30.1	31.9	33.4	35.3	36.6	38.1	39.4
59. GERMAN AVIATORS	32.22	2.19	6.80%	1006	27.5	28.6	29.3	30.7	32.2	33.8	35.1	35.9	37.2
67. RAF AIRCREW	32.23	2.55	7.91%	200	28.6	29.0	30.3	32.0	33.5	35.1	36.1	36.6	38.1
75. LATIN AMERICANS	30.20	2.40	7.95%	1985	26.3	26.7	27.3	28.4	29.7	31.0	32.4	33.2	34.0
80. JAPANESE AIRFORCE	29.76	2.00	6.72%	1176	26.3	27.0	28.0	29.8	31.2	32.9	34.0	35.0	36.0
81. JAPAN AF PILOTS	30.15	1.84	6.10%	210	27.4	27.9	28.9	30.1	31.3	32.5	33.3	33.3	34.0
82. JAPAN AF NAVIG	29.77	1.93	6.48%	538	26.9	27.4	28.4	29.7	31.0	32.3	33.1	33.1	34.0
83. JAPANESE PILOTS	30.27	1.72	5.68%	236	27.4	28.1	29.1	30.2	31.4	32.6	33.3	33.3	34.0
86. R.O.K.A.F. PILOTS	30.30	1.63	5.38%	254	26.5	27.3	28.6	30.1	31.7	33.4	35.0	35.0	36.0
90. IRANIAN MILITARY	28.64	2.51	8.76%	9414	25.0	25.7	26.9	28.4	30.1	31.9	33.2	33.2	34.0
112. BICEPS CIRCUMFERENCE, FLEXED, II.....													
7. AIR FORCE WMN '68	26.54	2.38	8.97%	1905	21.8	23.0	23.7	24.9	26.3	27.9	29.6	30.7	33.3
8. WAF-NURSE OFCRS	27.33	2.61	9.55%	548	22.4	23.6	24.2	25.4	27.0	28.9	30.9	32.1	34.6
9. ENLISTED WAFS/W	26.26	2.19	8.34%	1216	21.8	22.8	23.5	24.7	26.1	27.6	29.0	29.9	32.1
10. ENLISTED WAFS/B	25.98	2.26	8.70%	131	22.5	23.2	24.5	25.8	27.2	28.6	29.7	29.7	30.9
25. USAF FLY PRSNL '67	32.12	2.25	7.00%	2420	27.1	28.5	29.3	30.6	32.1	33.6	35.0	35.9	37.9
26. STUDENT PLT '67	31.88	2.28	7.15%	505	26.8	28.2	28.9	30.3	31.8	33.4	34.9	35.8	37.5
27. RATED PILOTS '67	32.24	2.20	6.82%	1187	27.3	28.7	29.4	30.7	32.2	33.7	35.1	36.0	37.9
28. SDT NAVIGAT '67	31.99	2.29	7.16%	188	27.0	28.1	28.9	30.4	32.0	33.5	34.9	35.7	37.5
29. RTO NAVIGAT '67	32.15	2.25	7.00%	505	27.0	28.6	29.4	30.7	32.0	33.5	35.1	35.1	36.5

ENGLISH VALUES		STD DEV	COEF OF V	-V-	1ST	5TH	10TH	25TH	50TH	75TH	90TH	95TH	99TH
111. BICEPS CIRCUMFERENCE, FLEXED-CONTINUED													
21. ENLISTED MEN '65	12.60	1.08	8.57%	792	10.1	10.9	11.3	11.9	12.6	13.3	14.0	14.5	15.2
23. BASIC TRAINEES '65	11.96	1.07	8.95%	2527	9.8	10.3	10.7	11.2	11.9	12.7	13.4	13.9	14.7
24. NAVY FLYERS '64	12.96	.95	7.33%	1529	10.9	11.4	11.7	12.3	13.0	13.6	14.2	14.6	15.4
25. USAF FLY PRSNL '67	12.89	.89	6.90%	2420	10.9	11.5	11.8	12.3	12.9	13.5	14.1	14.4	15.1
26. STUDENT PLT '67	12.80	.92	7.19%	505	10.7	11.3	11.6	12.2	12.8	13.4	14.1	14.4	14.9
27. RATED PILOTS '67	12.94	.86	6.65%	1187	10.9	11.5	11.8	12.4	12.9	13.5	14.1	14.4	15.0
28. SDT NAVIGAT '67	12.88	.94	7.30%	188	11.4	11.4	11.7	12.3	12.9	13.5	14.1	14.4	15.0
29. RTD NAVIGAT '67	12.67	.91	7.07%	505	10.9	11.5	11.8	12.3	12.8	13.4	14.1	14.5	15.5
30. ARMY SOLDIERS '66	12.70	1.08	8.50%	6682	10.4	11.0	11.4	12.0	12.6	13.2	13.8	14.6	15.5
31. NAVY ENLISTED '66	12.52	1.07	8.55%	4035	10.2	10.9	11.2	11.8	12.5	13.2	14.0	14.4	15.2
32. NAVY DIVERS '72	13.31	1.05	7.89%	100	11.6	12.0	12.6	13.3	14.0	14.7	15.0	15.0	15.2
33. MARINE ENLIST '66	12.77	.95	7.44%	2008	10.7	11.3	11.6	12.1	12.7	13.3	13.9	14.3	14.2
36. ARMY AVIATORS '70	12.63	1.00	7.92%	1482	10.1	10.7	11.0	11.5	12.1	12.7	13.2	13.6	14.0
48. NATO SURVEY-60/61	12.02	.88	7.32%	3325	9.6	10.3	10.6	11.1	11.8	12.4	13.0	13.3	14.0
49. TURKISH MIL. '60	11.72	.92	7.85%	912	10.3	10.8	11.1	11.6	12.1	12.7	13.2	13.5	14.1
50. GREEK MILIT '61	12.06	.82	6.80%	1071	10.3	10.8	11.1	11.6	12.1	12.7	13.2	13.5	14.1
51. ITALIAN MIL. '61	12.18	.84	6.90%	1342	10.5	10.9	11.2	11.7	12.2	12.8	13.4	13.7	14.3
53. FRENCH ARMY	11.80	.85	7.20%	794	10.6	10.9	11.2	11.7	12.2	12.8	13.4	13.7	14.3
54. FRENCH PILOTS	12.55	.79	6.29%	65	11.1	11.6	12.1	12.6	13.1	13.7	14.2	14.4	14.7
55. FRENCH STUD PILOT	11.50	.89	7.74%	101	10.0	10.4	10.8	11.5	12.1	12.5	13.1	13.8	14.7
56. FRENCH NAVY -I	11.80	1.00	8.47%	212	10.4	10.6	11.1	11.6	12.1	12.6	13.1	13.8	14.7
57. FRENCH NAVY -II	12.56	1.01	8.04%	100	10.9	11.2	11.9	12.6	13.1	13.9	14.4	14.4	14.7
59. GERMAN AVIATORS	12.69	.86	6.78%	1006	10.8	11.3	11.6	12.1	12.7	13.3	13.8	14.1	14.7
67. RAF AIRCREW	12.69	1.00	7.88%	200	11.3	11.3	11.4	11.9	12.6	13.2	14.2	14.4	14.7
75. LATIN AMERICANS	11.90	1.00	8.40%	1985	10.4	10.6	11.1	11.7	12.2	12.8	13.4	13.4	14.7
80. JAPANESE AIRFORCE	11.72	.79	6.74%	1176	10.5	10.7	11.2	11.7	12.2	12.8	13.4	13.4	14.7
81. JAPAN AF PILOTS	11.87	.72	6.07%	210	10.8	11.0	11.4	11.9	12.4	12.8	13.1	13.1	14.7
82. JAPAN AF NAVIG	11.72	.76	6.48%	538	10.6	10.8	11.2	11.7	12.2	12.7	13.0	13.0	14.7
83. JAPANESE PILOTS	11.92	.68	5.70%	236	10.8	11.1	11.5	11.9	12.4	12.8	13.1	13.1	14.7
86. R.O.K.A.F. PILOTS	11.92	.64	5.37%	264	10.4	10.8	11.3	11.9	12.5	13.1	13.8	13.8	14.7
90. IRANIAN MILITARY	11.28	.99	8.76%	9414	9.9	10.1	10.6	11.2	11.8	12.6	13.1	13.1	14.7
112. BICEPS CIRCUMFERENCE, FLEXED, II.....													
7. AIR FORCE WMN '68	10.45	.94	9.00%	1905	8.6	9.1	9.3	9.8	10.4	11.0	11.6	12.1	13.1
8. WAF-NURSE OFCRS	10.76	1.03	9.57%	548	8.8	9.3	9.5	10.0	10.6	11.4	12.2	12.7	13.6
9. ENLISTED WAFS/W	10.34	.86	8.32%	1216	8.6	9.0	9.3	9.7	10.3	10.9	11.4	11.8	12.6
10. ENLISTED WAFS/W	10.23	.89	8.70%	131	8.9	9.1	9.6	10.2	10.7	11.3	11.7	11.7	12.6
25. USAF FLY PRSNL '67	12.65	.88	6.96%	2420	10.7	11.2	11.5	12.0	12.6	13.2	13.8	14.2	14.9
26. STUDENT PLT '67	12.55	.90	7.17%	505	10.5	11.1	11.4	11.9	12.5	13.2	13.7	14.1	14.8
27. RATED PILOTS '67	12.69	.87	6.86%	1187	10.8	11.3	11.6	12.1	12.7	13.3	13.8	14.2	14.9
28. SDT NAVIGAT '67	12.59	.90	7.15%	188	11.1	11.4	11.7	12.0	12.6	13.2	13.7	14.1	14.9
29. RTD NAVIGAT '67	12.66	.89	7.03%	505	10.6	11.3	11.6	12.1	12.6	13.2	13.8	14.2	15.2

METRIC VALUES	MEAN	STD DEV	COEF OF V	-V-	1ST	5TH	10TH	25TH	50TH	PERCENTILES	75TH	90TH	95TH	99TH
113. BICEPS CIRCUMFERENCE, RELAXED.....														
1. STEWARDSES 1971	23.32	1.35	5.79%	422		21.1	21.6	22.4	23.3	24.2	25.1	25.5		
2. US WOMEN-D/A 1940	28.88	3.84	13.30%	***	(22.6)	22.2	22.6	23.5	24.9	26.3	27.8	28.6	(35.2)	
3. WAS PILOTS 1942	25.00	2.00	8.00%	444		22.1	22.5	23.3	24.3	25.5	26.9	27.8		
4. AAF NURSES 1942	24.50	1.70	6.94%	149		22.1	22.5	23.3	24.3	25.5	26.9	27.8		
5. MAC SEPARATEE 1946	25.66	2.72	10.60%	7553	20.4	21.8	22.4	23.7	25.3	27.3	29.4	30.7	33.2	
7. AIR FORCE WMN '68	25.61	2.29	8.94%	1905	21.1	22.2	22.9	24.0	25.4	27.0	28.6	29.7	31.8	
8. WAF-NURSE OFCRS	26.34	2.48	9.42%	549	21.6	22.8	23.4	24.5	26.0	27.8	29.7	30.9	33.2	
9. ENLISTED WAFS/H	25.36	2.14	8.44%	1216	21.0	22.1	22.7	23.9	25.2	26.7	28.1	29.0	30.9	
10. ENLISTED WAFS/B	24.97	2.16	8.65%	131		21.9	22.5	23.5	24.7	26.2	27.7	28.7		
11. HEALTH EXAM/F '62	28.63	4.23	14.77%	3581	20.6	22.6	23.7	25.6	28.2	31.3	34.6	35.7	40.8	
12. AIR TRAFFIC CNTRL	28.08	4.19	14.92%	1165	20.7	22.6	23.5	25.1	27.4	30.6	34.1	35.4	40.6	
13. USAF SURVEY 1965	29.91	2.74	9.16%	681		25.5	26.2	27.7	29.4	31.4	33.1	34.3		
19. OFFICERS---1965	27.90	2.68	9.61%	3659		23.8	24.5	25.9	27.7	29.7	31.5	32.6	34.5	
20. ENLISTED MEN '65	29.53	2.22	7.52%	549	24.5	25.9	26.7	28.0	29.5	31.0	32.4	33.2	35.1	
21. BASIC TRAINEE65	28.80	2.61	9.06%	792	23.2	24.6	25.5	26.9	28.7	30.6	32.3	33.3	35.1	
23. USAF FLY PRSNL '67	30.79	2.34	7.60%	2420	22.3	23.6	24.2	25.4	27.0	28.9	30.8	31.9	34.0	
25. STUDENT PLT '67	30.40	2.34	7.70%	505	25.5	27.0	27.8	29.2	30.8	32.3	33.8	34.7	36.7	
26. RATED PILOTS '67	31.03	2.25	7.25%	1187	25.3	26.8	27.5	28.8	30.3	32.0	33.6	34.5	35.8	
27. SDT NAVIGAT '67	30.52	2.51	8.22%	188	25.8	27.2	28.1	29.5	31.1	32.5	33.8	34.7	36.8	
28. RTO NAVIGAT '67	30.70	2.37	7.72%	505		26.2	27.2	28.9	30.6	32.2	33.6	34.5		
29. ARMY SOLDIERS '66	29.44	2.74	9.31%	6682	25.6	27.1	27.8	29.1	30.6	32.2	33.8	34.9	37.2	
30. NAVY ENLISTED '66	28.93	2.88	9.96%	4095	23.9	25.3	26.1	27.5	29.2	31.2	33.1	34.3	36.6	
32. NAVY DIVERS '72	30.37	2.49	8.20%	100	23.1	24.6	25.4	26.9	28.7	30.8	32.8	34.1	36.4	
33. MARINE ENLIST '66	29.69	2.37	7.98%	2008		26.3	27.2	28.7	30.4	32.1	33.6	34.5		
36. ARMY AVIATORS '70	30.52	2.71	8.88%	1482	24.7	26.0	26.7	28.0	29.6	31.2	32.8	33.8	36.0	
37. HEALTH EXAM/H '62	30.66	3.24	10.57%	3091	24.3	26.0	27.0	28.7	30.6	32.3	33.9	34.9	37.1	
38. ENLISTED CIV WOMEN	28.63	3.22	11.25%	4995	22.9	25.3	26.5	28.5	30.7	33.0	35.1	36.5	39.1	
43. SWEDISH CIV WOMEN	27.69	2.95	10.65%	214	24.3	26.1	27.1	29.1	31.2	33.5	35.7	37.1	40.1	
44. JAPANESE CIV WOMEN	26.70	2.50	9.36%	1622	(22.8)	24.1	24.8	26.3	28.2	30.6	32.9	34.5		
46. NATO SURVEY-60/61	28.41	2.33	8.20%	3325	(22.6)	22.6	23.5	25.0	26.9	28.4	30.1	31.5	32.4	
49. GREEK MILIT '60	27.19	2.33	8.57%	912	23.1	24.7	25.5	26.9	28.5	30.1	31.5	32.4	34.1	
50. ITALIAN MIL '61	28.37	2.06	7.26%	1071	22.4	23.5	24.3	25.6	27.2	28.8	30.2	31.2	33.2	
51. BANTU MINERS	29.27	2.15	7.35%	1342	24.6	25.2	25.9	27.0	28.4	29.9	31.3	32.1	33.3	
52. FRENCH ARMY	28.14	2.05	7.29%	485	24.7	26.0	26.7	27.9	29.3	30.8	32.2	33.0	34.8	
53. FRENCH PILOTS	27.41	2.04	7.44%	794		24.6	25.0	26.2	27.9	29.6	31.3	31.3		
54. FRENCH STUD PILOT	29.47	2.00	6.79%	65		24.4	25.0	26.2	27.4	28.6	30.0	31.0		
55. FRENCH NAVY -I	26.53	2.06	7.76%	101	26.0	26.7	27.4	28.4	29.4	30.9	32.0	33.1		
56. FRENCH NAVY -II	27.49	2.24	8.15%	212	23.3	23.8	25.2	26.6	28.0	29.1	29.9			
57. GERMAN AVIATORS	29.14	2.39	8.20%	100	24.3	25.0	26.0	27.2	28.9	30.5	31.8			
	29.33	2.04	6.96%	1006	25.2	25.8	27.4	29.1	30.5	32.0	33.2	34.2		

ENGLISH VALUES	MEAN	STD DEV	COEF OF V	-N-	1ST	5TH	10TH	25TH	50TH	75TH	90TH	95TH	99TH
113. BICEPS CIRCUMFERENCE, RELAXED.....													
1. STEWARDESSES 1971	9.18	.53	5.77%	422	(8.3	8.5	8.8	9.2	9.5	9.9	10.0	(13.9)	
2. US WOMEN-O/A 1940	11.37	1.51	13.28%	***	(8.9)	8.9	9.3	9.8	10.3	11.0	11.2	(13.9)	
3. WAS PILOTS 1942	9.90	.80	8.08%	444	8.7	8.9	9.2	9.6	10.1	10.6	10.9		
4. AAF NURSES 1942	9.70	.70	7.22%	149	8.6	8.8	9.3	10.0	10.8	11.3	12.1		13.1
5. WAC SEPARATEE 1946	10.10	1.07	10.59%	7563	8.3	8.8	9.0	9.5	10.0	10.6	11.3	11.7	12.5
7. AIR FORCE WMN '68	10.08	.90	8.93%	1905	8.3	8.8	9.2	9.7	10.3	11.0	11.7	12.2	13.1
8. WAF-NURSE OFCRS	10.37	.98	9.45%	548	8.5	9.0	9.2	9.7	10.3	11.0	11.7	12.2	13.1
9. ENLISTED WAFS/W	9.98	.84	8.42%	1216	8.3	8.7	8.9	9.4	9.9	10.5	11.1	11.4	12.2
10. ENLISTED WAFS/B	9.83	.85	8.65%	131	8.6	8.9	9.3	9.7	10.3	10.9	11.3		
11. HEALTH EXAM/F '62	11.27	1.60	14.73%	3581	8.1	8.9	9.3	10.1	11.1	12.3	13.6	14.5	16.1
12. HEALTH EXAM/F '62	11.05	1.65	14.93%	1165	8.1	8.9	9.2	9.9	10.8	12.0	13.4	14.3	16.0
13. AIR TRAFFIC CNTRL	11.77	1.08	9.18%	681	10.0	10.3	10.9	11.6	12.3	13.0	13.5		
19. USAF SURVEY 1965	10.98	1.06	9.65%	3869	8.9	9.4	9.7	10.2	10.9	11.7	12.4	12.8	13.6
20. OFFICERS---1965	11.63	.88	7.57%	549	9.6	10.2	10.5	11.0	11.6	12.2	12.7	13.1	13.8
21. ENLISTED MEN '65	11.34	1.03	9.08%	792	9.1	9.7	10.0	10.6	11.3	12.0	12.7	13.1	13.8
23. BASIC TRAINEES	10.73	1.01	9.41%	2527	8.8	9.3	9.5	10.0	10.6	11.4	12.1	12.6	13.4
25. USAF FLY PRSNL '67	12.12	.92	7.59%	2420	10.1	10.6	10.9	11.5	12.1	12.7	13.3	13.7	14.5
26. STUDENT PLT '67	11.97	.92	7.69%	505	10.0	10.5	10.8	11.3	11.9	12.6	13.2	13.6	14.1
27. RATED PILOTS '67	12.22	.89	7.28%	1187	10.2	10.7	11.1	11.6	12.2	12.8	13.3	13.7	14.5
28. SOT NAVIGAT '67	12.02	.99	8.24%	188	10.3	10.7	11.4	12.1	12.7	13.2	13.6		
29. RTD NAVIGAT '67	12.09	.93	7.69%	505	10.1	10.7	11.0	11.5	12.0	12.7	13.3	13.7	14.6
30. ARMY SOLDIERS '66	11.59	1.08	9.32%	682	9.4	10.0	10.3	10.8	11.5	12.3	13.0	13.5	14.4
31. NAVY ENLISTED '66	11.39	1.13	9.92%	4035	9.1	9.7	10.0	10.6	11.3	12.1	12.9	13.4	14.3
32. NAVY DIVERS '72	11.96	.98	8.19%	100	10.4	10.7	11.3	12.0	12.6	13.2	13.6		
33. MARINE ENLIST '66	11.69	.93	7.96%	2008	9.7	10.2	10.5	11.0	11.6	12.3	12.9	13.3	14.2
36. ARMY AVIATORS '70	12.02	1.07	8.90%	1482	10.2	10.6	11.3	12.0	12.7	13.4	13.8		
37. HEALTH EXAM/M '62	12.07	1.27	10.52%	3091	9.0	10.0	10.5	11.2	12.1	13.0	13.8	14.4	15.4
38. HEALTH EXAM-F '62	12.31	1.24	10.07%	1012	9.6	10.3	10.7	11.4	12.3	13.2	14.0	14.6	15.8
43. ENGLISH CIV WOMEN	11.27	1.27	11.27%	4995	9.5	9.8	10.4	11.1	12.1	13.0	13.6		
44. SWEDISH CIV WOMEN	10.90	1.16	10.64%	214	(9.0)	(9.0)	(10.1)	(11.7)	(12.8)	(13.9)	(15.0)		
46. JAPANESE CIV WOMEN	10.50	1.00	9.52%	1622	(8.9)	(8.9)	(9.8)	(11.2)	(12.3)	(13.4)	(14.5)		
48. NATO SURVEY-60/61	11.18	.92	8.23%	3325	9.1	9.7	10.1	10.6	11.2	11.8	12.4	12.8	13.4
49. TURKISH MIL '60	10.70	.92	8.60%	912	8.8	9.3	9.6	10.1	10.7	11.3	11.9	12.3	13.1
50. GREEK MILIT '61	11.17	.81	7.25%	1071	9.5	9.9	10.2	10.6	11.2	11.8	12.3	12.6	13.1
51. ITALIAN MIL '61	11.52	.85	7.38%	1342	9.7	10.2	10.5	11.0	11.5	12.1	12.7	13.0	13.7
52. BANTU MINERS	11.08	.81	7.31%	485	9.7	9.7	9.8	10.3	11.0	11.3	11.8	12.3	
53. FRENCH ARMY	10.79	.80	7.41%	794	9.6	9.6	9.8	10.3	10.8	11.3	11.8	12.2	
54. FRENCH PILOTS	11.60	.79	6.81%	65	10.2	10.5	11.2	11.6	12.2	12.6	13.0		
55. FRENCH STUD PILOT	10.44	.81	7.76%	101	9.2	9.4	9.9	10.5	11.0	11.5	11.8		
56. FRENCH NAVY -I	10.62	.88	8.13%	212	9.6	9.8	10.2	10.7	11.4	12.0	12.5		
57. FRENCH NAVY -II	11.47	.94	8.20%	100	9.9	10.2	10.8	11.5	12.0	12.6	13.1		
59. GERMAN AVIATORS	11.55	.80	6.93%	1006	9.8	10.2	10.5	11.0	11.6	12.1	12.6	12.9	13.5

METRIC VALUES	MEAN	STD DEV	COEF OF V	-N-	1ST	5TH	10TH	25TH	50TH	75TH	90TH	95TH	99TH
113. BICEPS CIRCUMFERENCE, RELAXED--CONTINUED													
67.RAF AIRCREW	29.13	2.34	8.03%	200	25.5	26.1	27.3	28.8	30.5	32.1	33.3		
68.RCAF PILOTS	33.01	2.53	7.66%	314	28.9	29.7	31.2	33.0	34.7	36.3	37.0		
69.RCAF NAVIGATORS	32.61	2.43	7.45%	290	28.4	29.4	30.7	32.7	34.2	35.5	36.3		
73.CZECH LUMBERMEN	28.20	2.10	7.45%	1110	(24.7)	(25.8)	(26.8)	(28.0)	(29.6)	(31.7)			
75.LATIN AMERICANS	26.90	2.29	8.51%	1985	23.3	24.0	25.1	26.5	28.0	29.6	30.6		
79.JAPANESE CIV. MEN	27.50	2.40	8.73%	1870	(23.6)	(25.9)	(29.1)	(31.4)					
84.THAI MILITARY	26.00	2.10	8.08%	2950	23.0	23.5	24.5	26.0	27.5	28.5	29.5		
85.VIETNAM MILITARY	23.87	1.75	7.33%	2128	20.1	21.2	21.8	22.7	23.8	24.9	26.1	27.0	28.7
87.KOREAN FORCES -65	25.50	1.80	7.06%	3747	22.9	23.5	24.4	25.4	26.5	27.7	28.4		
90.IRANIAN MILITARY	26.07	2.30	8.82%	9414	22.7	23.4	24.5	25.8	27.4	29.0	30.2		
114. BICEPS CIRCUMFERENCE, RELAXED, II.....													
7.AIR FORCE WMN '68	25.66	2.41	9.39%	1905	20.8	22.1	22.8	24.0	25.4	27.0	28.7	29.9	32.5
8. WAF-NURSE OFCRS	26.44	2.69	10.17%	548	21.6	22.6	23.2	24.4	26.1	28.1	30.1	31.4	33.6
9. ENLISTED WAFS/W	25.41	2.20	8.66%	1216	20.7	22.0	22.7	23.9	25.3	26.8	28.2	29.1	30.9
10A--ENLISTED-WAESZB	24.90	2.26	9.08%	131	21.4	22.1	23.4	24.7	26.2	27.7	28.7		
25.USAF FLY PRSNL '67	30.39	2.34	7.70%	2420	25.2	26.6	27.4	28.8	30.4	32.0	33.4	34.3	36.3
26. STUDENT PLT '67	30.06	2.41	8.02%	505	25.2	26.3	27.0	28.3	30.0	31.7	33.3	34.2	35.8
27. RATED PILOTS '67	30.58	2.26	7.39%	1187	25.4	26.8	27.7	29.1	30.6	32.1	33.5	34.4	36.3
28. SOT NAVIGAT '67	30.11	2.47	8.20%	188	25.9	26.9	28.5	30.2	31.8	33.2	34.1		
29. RTO NAVIGAT '67	30.39	2.31	7.60%	505	25.2	26.6	27.4	28.8	30.4	31.9	33.3	34.3	36.4
122. BIDEPTOID BREADTH.....													
1.STEWARDESSES 1971	40.56	1.57	3.87%	421	37.9	38.6	39.6	40.7	41.7	42.6	43.1		
3.WAS PILOTS 1942	40.90	2.10	5.13%	447	37.7	38.3	39.4	40.8	42.3	43.7	44.6		
4.AAF NURSES 1942	39.80	1.70	4.27%	152	36.8	37.8	38.7	39.7	40.9	41.9	42.6		
5.WAC SEPARATEE 1945	39.63	2.58	6.51%	7553	34.2	35.8	36.6	37.9	39.4	41.2	43.0	44.3	46.8
7.AIR FORCE WMN '68	41.87	2.31	5.52%	1905	36.7	38.2	39.0	40.3	41.8	43.3	44.9	45.9	48.0
8. WAF-NURSE OFCRS	42.42	2.47	5.82%	548	37.2	38.6	39.3	40.7	42.3	44.1	45.8	46.8	48.6
9. ENLISTED WAFS/W	41.70	2.21	5.30%	1216	36.5	38.1	38.9	40.2	41.7	43.1	44.5	45.4	47.3
10A--ENLISTED-WAESZB	41.33	2.20	5.32%	131	38.1	38.9	40.0	41.1	42.3	43.9	45.2		
13.AIR TRAFFIC CNTRL	46.83	2.91	6.21%	681	42.7	43.4	44.6	46.4	48.3	50.2	51.5		
14.ARMY SEPARATEE '46	47.87	2.48	5.18%	***	(43.8)	(46.2)	(49.5)	(51.9)					
15.A.A.F. GADETS '42	45.90	2.00	4.36%	2959	42.5	43.2	44.4	45.7	47.1	48.3	49.0		
16.A.A.F.GUNNERS '42	45.10	1.90	4.21%	583	41.9	42.5	43.6	44.9	46.3	47.5	48.2		
18.USAF FLY PRSNL '50	45.41	2.27	5.00%	4000	40.4	41.8	42.6	43.8	45.3	46.9	48.4	49.3	50.9
19.USAF SURVEY 1965	46.31	2.60	5.61%	3869	40.8	42.3	43.1	44.5	46.2	48.0	49.7	50.8	52.9
20. OFFICERS---1965	47.85	2.23	4.66%	549	42.8	44.3	45.0	46.3	47.8	49.4	50.8	51.7	53.2
21. ENLISTED MEN '65	46.95	2.65	5.64%	792	41.5	42.9	43.7	45.1	46.8	48.6	50.4	51.6	54.2
23. BASIC TRAINEES	45.78	2.48	5.42%	2527	40.6	41.9	42.7	44.1	45.6	47.3	49.0	50.1	52.4
24.NAVY FLYERS '64	47.70	2.31	4.84%	1529	42.2	43.9	44.8	46.2	47.7	49.2	50.6	51.5	53.1
25.USAF FLY PRSNL '67	48.24	2.56	5.31%	2420	42.4	44.1	45.0	46.5	48.2	50.0	51.6	52.6	54.4

ENGLISH VALUES		STD DEV	COEF OF V	-V-	1ST	5TH	10TH	25TH	50TH	75TH	90TH	95TH	99TH
PERCENTILES													
113. BICEPS CIRCUMFERENCE, RELAXED-CONTINUED													
67. RAF AIRCREW	11.47	.92	8.02%	200		10.1	10.3	10.8	11.4	12.0	12.7	13.1	
68. RCAF PILOTS	13.00	1.00	7.69%	314		11.4	11.7	12.3	13.0	13.7	14.3	14.6	
69. RCAF NAVIGATORS	12.84	.96	7.48%	290		11.2	11.6	12.1	12.9	13.5	14.0	14.3	
73. CZECH LUMBERMEN	11.10	.83	7.48%	2400		(9.7)		(10.5)		(11.7)		(12.5)	
75. LATIN AMERICANS	10.60	.90	8.49%	1985		9.2	9.4	9.9	10.4	11.0	11.7	12.0	
79. JAPANESE CIV. MEN	10.80	.90	8.33%	1870		(9.3)		(10.2)		(11.4)		(12.3)	
84. THAI MILITARY	10.23	.82	8.02%	2950		9.1	9.3	9.6	10.2	10.8	11.2	11.6	
85. VIETNAM MILITARY	9.40	.69	7.34%	2128		7.9	8.4	8.6	8.9	9.4	10.3	10.6	11.3
87. KOREAN FORCES '65	10.04	.71	7.07%	3747		9.0	9.3	9.6	10.0	10.4	10.9	11.2	
90. IRANIAN MILITARY	10.26	.91	8.87%	9414		9.0	9.2	9.6	10.2	10.8	11.4	11.9	
114. BICEPS CIRCUMFERENCE, RELAXED, II.....													
7. AIR FORCE WMN '68	10.10	.95	9.41%	1905		8.2	8.7	9.0	9.5	10.0	10.7	11.3	11.8
8. WAF-NURSE OFCRS	10.41	1.06	10.18%	548		8.5	8.9	9.2	9.6	10.3	11.1	11.9	12.3
9. ENLISTED WAFS/W	10.00	.87	8.70%	1216		8.2	8.7	8.9	9.4	10.0	10.5	11.1	11.5
10. ENLISTED WAFS/W	9.80	.89	9.08%	131			8.4	8.7	9.2	9.7	10.3	10.9	11.3
25. USAF FLY PRSNL '67	11.97	.92	7.69%	2420		9.9	10.5	10.8	11.3	12.0	12.6	13.2	13.5
26. STUDENT PLT '67	11.84	.95	8.02%	505		9.9	10.3	10.6	11.1	11.8	12.5	13.1	13.5
27. RATED PILOTS '67	12.04	.89	7.39%	1187		10.0	10.6	10.9	11.4	12.0	12.6	13.2	13.5
28. SOT NAVIGAT '67	11.86	.97	8.18%	188			10.2	10.6	11.2	11.9	12.5	13.1	13.4
29. RTO NAVIGAT '67	11.97	.91	7.60%	505		9.9	10.5	10.8	11.4	12.0	12.6	13.1	13.5
122. BIDEPTOID BREADTH.....													
1. STEWARDSES 1971	15.97	.62	3.88%	421		14.9	15.2	15.6	16.0	16.4	16.8	17.0	
3. WAS PILOTS 1942	16.10	.80	4.97%	447		14.9	15.1	15.5	16.1	16.6	17.2	17.6	
4. AAF NURSES 1942	15.70	.70	4.46%	152		14.5	14.9	15.2	15.6	16.1	16.5	16.8	
5. WAC SEPARATEE 1946	15.60	1.01	6.47%	7553	13.5	14.1	14.4	14.9	15.5	16.2	16.9	17.4	18.4
7. AIR FORCE WMN '68	16.49	.91	5.52%	1905	14.4	15.1	15.4	15.9	16.4	17.1	17.7	18.1	18.9
8. WAF-NURSE OFCRS	16.70	.97	5.81%	548	14.6	15.2	15.5	16.0	16.6	17.4	18.0	18.4	19.1
9. ENLISTED WAFS/W	16.42	.87	5.30%	1216	14.4	15.0	15.3	15.8	16.4	17.0	17.5	17.9	18.6
10. ENLISTED WAFS/W	16.27	.87	5.35%	131		15.0	15.3	15.8	16.2	16.7	17.3	17.8	
13. AIR TRAFFIC CNTRL	18.44	1.15	6.24%	681		16.8	17.1	17.5	18.3	19.0	19.8	20.3	
14. ARMY SEPARATEE '46	18.85	.98	5.20%	***		(17.2)		(18.2)		(19.5)		(20.5)	
15. A.A.F. CADETS '42	18.10	.80	4.42%	2959		16.7	17.0	17.5	18.0	18.5	19.0	19.3	
16. A.A.F. GUNNERS '42	17.80	.80	4.49%	583		16.5	16.7	17.2	17.7	18.2	18.7	19.0	
18. USAF FLY PRSNL '50	17.68	.90	5.03%	4000	15.9	16.5	16.8	17.3	17.8	18.5	19.1	19.4	20.0
19. USAF SURVEY 1965	18.23	1.33	5.65%	3869	16.1	16.6	17.0	17.5	18.2	18.9	19.6	20.0	20.8
20. OFFICERS---1965	18.84	.88	4.67%	549	16.8	17.4	17.7	18.2	18.8	19.4	20.0	20.3	20.9
21. ENLISTED MEN '65	18.48	1.04	5.63%	792	16.3	16.9	17.2	17.8	18.4	19.1	19.8	20.3	21.4
23. BASIC TRAINEE '65	18.02	.98	5.44%	2527	16.0	16.5	16.8	17.3	18.0	18.6	19.3	19.7	20.7
24. NAVY FLYERS '64	18.78	.91	4.85%	1529	16.6	17.3	17.6	18.2	18.8	19.4	19.9	20.3	20.9
25. USAF FLY PRSNL '67	18.99	1.01	5.32%	2420	16.7	17.4	17.7	18.3	19.0	19.7	20.3	20.7	21.4

METRIC VALUES	MEAN	STD DEV	COEF OF V	-N-	1ST	5TH	10TH	25TH	PERCENTILES -	50TH	75TH	90TH	95TH	99TH
122. BIDELOID BREADTH-CONTINUED														
26. STUDENT PLT '67	48.00	2.64	5.50%	505	41.8	43.9	44.8	46.2	47.8	49.7	51.6	52.7	54.3	
27. RATED PILOTS'67	48.48	2.53	5.22%	1187	42.8	44.4	45.2	46.7	48.4	50.2	51.8	52.8	54.6	
28. SDI NAVIGAT '67	47.77	2.64	5.53%	188		43.1	44.2	46.1	48.0	49.6	51.0	51.7		
29. RTD NAVIGAT '67	48.14	2.48	5.15%	505	42.5	44.2	45.1	46.5	48.0	49.7	51.4	52.5	54.6	
30. ARMY SOLDIERS '66	45.37	2.54	5.60%	6682	40.0	41.5	42.3	43.6	45.2	47.0	48.7	49.8	52.1	
31. NAVY ENLISTED '66	44.93	2.57	5.72%	4095	39.2	40.9	41.8	43.2	44.8	46.6	48.3	49.4	51.4	
33. MARINE ENLIST '66	45.48	2.32	5.10%	2008	40.5	41.8	42.6	43.9	45.4	46.9	48.4	49.5	52.0	
34. ARMY AVIATORS '59	46.40	2.23	4.81%	500		42.6	43.6	44.7	46.2	47.7	49.5	50.7		
35. ARMY HELIO STDNTS	47.00	2.30	4.89%	1640		43.2	44.0	45.4	47.0	48.6	50.2	51.0		
36. ARMY AVIATORS '70	47.40	2.56	5.40%	1482	41.8	43.2	44.1	45.6	47.4	49.1	50.7	51.6	53.5	
39. LAW-ENGINEER-DEGR	49.46	2.90	5.86%	2985	42.9	44.9	45.9	47.6	49.4	51.2	53.1	54.3	57.2	
48. NATO SURVEY-60/61	45.41	2.33	5.13%	3325	40.3	41.7	42.5	43.8	45.4	47.0	48.4	49.4	51.1	
49. TURKISH MIL '60	45.11	2.28	5.05%	912	40.2	41.5	42.3	43.5	45.0	46.6	48.1	49.1	51.1	
50. GREEK MILIT '61	44.68	2.24	5.01%	1071	39.8	41.1	41.9	43.1	44.6	46.2	47.7	48.5	50.2	
51. ITALIAN MIL '61	46.20	2.18	4.72%	1342	41.4	42.8	43.5	44.7	46.1	47.6	49.0	49.9	51.7	
52. BANTU MINERS	42.65	1.86	4.36%	485		39.4			42.5			45.8		
53. FRENCH ARMY	45.14	2.22	4.92%	734		41.6	42.4	43.9	45.2	46.6	47.9	48.6		
54. FRENCH PILOTS	47.57	2.07	4.35%	65		43.4	44.7	46.5	47.7	48.6	50.0	50.6		
55. FRENCH STUD PILOT	45.48	2.28	5.01%	101		41.7	43.0	44.0	45.4	46.7	48.8	49.5		
56. FRENCH NAVY -I	45.16	2.40	5.31%	212		41.1	42.6	43.6	45.0	46.6	48.2	49.6		
57. FRENCH NAVY -II	47.23	2.35	4.98%	100		43.4	44.0	45.8	47.1	48.6	50.5	51.2		
58. GERMAN TANKERS	44.53	2.28	5.12%	300		41.1	41.9	43.0	44.4	46.0	47.3	48.3		
59. GERMAN AVIATORS	46.19	2.36	5.11%	1006	40.6	42.4	43.2	44.6	46.1	47.8	49.3	50.2	51.8	
62. CANADIAN MILIT '64	47.77	2.75	5.76%	565		43.5	44.3	45.8	47.5	49.7	51.4	52.5		
65. ROYAL ARMOR CORP	45.91	2.43	5.29%	500		42.0	42.9	44.1	45.9	47.5	49.0	49.7		
66. ROYAL AIR FORCE	46.58	2.08	4.47%	1993	41.9	43.2	43.9	45.2	46.5	48.0	49.3	50.1	51.6	
67. RAF AIRCREW	45.08	2.12	4.70%	200		41.4	42.3	43.5	44.8	46.4	47.7	48.4		
68. ROCAF PILOTS	45.84	2.38	5.19%	314		41.9	42.6	44.1	45.9	47.2	48.7	50.2		
69. ROCAF NAVIGATORS	45.54	2.10	4.61%	230		42.1	42.9	43.9	45.4	46.9	48.5	49.5		
70. NEW ZEALAND AIRF.	46.82	2.20	4.70%	238		42.2		(45.3)	(48.3)			(50.4)		
71. AUSTRALIAN CADETS	46.40	2.10	4.53%	97		42.2			46.0			49.8		
72. AUSTRALIAN RATED	47.40	2.30	4.85%	384		43.1			47.2			51.2		
75. LATIN AMERICANS	43.50	2.40	5.52%	1985		39.7	40.4	41.5	43.2	44.8	46.4	47.4		
78. SOUTH AFRICANS	46.46	2.53	5.45%	1333		42.1			46.2			50.3		
80. JAPANESE AIRFORCE	44.11	1.95	4.42%	1176		41.1	41.7	42.8	44.0	45.4	46.7	47.5		
81. JAPAN AF PILOTS	44.69	1.87	4.18%	210		41.8	42.4	43.4	44.6	45.9	47.1	47.8		
82. JAPAN AF NAVIG	44.60	1.93	4.39%	538		41.1	41.7	42.7	43.9	45.2	46.4	47.2		
84. THAI MILITARY	41.60	2.00	4.81%	2950		38.5	39.0	40.0	41.5	43.0	44.0	45.0		
85. VIETNAM MILITARY	40.74	2.00	4.91%	2122	36.6	37.5	38.2	39.4	40.7	42.0	43.2	44.0	46.4	
86. R.O.K.A.F. PILOTS	44.77	1.84	4.11%	264		41.9	42.6	43.5	44.6	45.9	47.3	48.4		
87. KOREAN FORCES -65	42.50	1.90	4.47%	3747		39.3	40.1	41.2	42.4	43.8	44.9	45.6		
90. IRANIAN MILITARY	42.43	2.35	5.54%	9414		38.9	39.6	40.9	42.3	43.8	45.4	46.6		

ENGLISH VALUES	MEAN	STD DEV	COEF OF V	-V-	1ST	5TH	10TH	25TH	50TH	75TH	90TH	95TH	99TH
122. BIDELTOLD BREADTH-CONTINUED													
26. STUDENT PLT '67	18.90	1.04	5.50%	505	16.4	17.3	17.6	18.2	18.8	19.6	20.3	20.8	21.4
27. RATED PILOTS '67	19.09	1.00	5.24%	1187	16.8	17.5	17.8	18.4	19.1	19.8	20.4	20.8	21.5
28. SDT NAVIGAT '67	18.81	1.04	5.53%	188		17.0	17.4	18.2	18.9	19.5	20.1	20.4	
29. RTO NAVIGAT '67	18.95	.98	5.17%	505	16.7	17.4	17.8	18.3	18.9	19.6	20.2	20.7	21.5
30. ARMY SOLDIERS '66	17.86	1.00	5.60%	6682	15.7	16.3	16.6	17.2	17.8	18.5	19.2	19.6	20.5
31. NAVY ENLISTED '66	17.69	1.01	5.71%	4095	15.5	16.1	16.4	17.0	17.6	18.3	19.0	19.4	20.2
33. MARINE ENLIST '66	17.91	.91	5.08%	2008	16.0	16.5	16.8	17.3	17.9	18.5	19.1	19.5	20.5
34. ARMY AVIATORS '59	18.27	.88	4.82%	500		16.8	17.2	17.6	18.2	18.8	19.5	20.0	
35. ARMY HELIO STUNTS	18.50	.90	4.86%	1640		17.0	17.3	17.9	18.5	19.1	19.8	20.1	
36. ARMY AVIATORS '70	18.66	1.01	5.41%	1482		17.0	17.4	18.0	18.7	19.3	20.0	20.3	
39. LAB_ENEORGE_QEECB	19.47	1.14	5.86%	2985		17.7	18.1	18.7	19.4	20.2	20.9	21.4	
48. NATO SURVEY-60/61	17.88	.92	5.15%	3325	15.9	16.4	16.7	17.3	17.9	18.5	19.1	19.4	20.1
49. TURKISH MIL '60	17.76	.90	5.07%	912	15.8	16.4	16.6	17.1	17.7	18.3	18.9	19.3	20.1
50. GREEK MILIT '61	17.59	.88	5.00%	1071	15.7	16.2	16.5	17.0	17.6	18.2	18.8	19.1	19.7
51. ITALIAN MIL '61	18.19	.86	4.73%	1342	16.3	16.8	17.1	17.6	18.2	18.8	19.3	19.7	20.3
52. BANTU MINERS	16.79	.73	4.35%	485		15.5			16.7		18.0		
53. FRENCH ARMY	17.77	.87	4.90%	794		16.4	16.7	17.3	17.8	18.3	18.9	19.1	
54. FRENCH PILOTS	18.73	.81	4.32%	65		17.1	17.6	18.3	18.8	19.1	19.7	19.9	
55. FRENCH STUD PILOT	17.91	.90	5.03%	101		16.4	16.9	17.3	17.9	18.4	19.2	19.5	
56. FRENCH NAVY -I	17.78	.94	5.29%	212		16.2	16.8	17.2	17.7	18.3	19.0	19.5	
57. FRENCH NAVY -II	18.59	.93	5.00%	100		17.1	17.3	18.0	18.5	19.1	19.9	20.2	
58. GERMAN TANKERS	17.53	.90	5.13%	300		16.2	16.5	16.9	17.5	18.1	18.6	19.0	
59. GERMAN AVIATORS	18.19	.93	5.11%	1006	16.0	16.7	17.0	17.6	18.2	18.8	19.4	19.8	20.4
62. CANADIAN MILIT '64	18.61	1.08	5.74%	565		17.1	17.4	18.3	18.7	19.6	20.2	20.7	
65. ROYAL ARMOR CORP	18.67	.96	5.31%	500		16.5	16.9	17.4	18.1	18.7	19.3	19.6	
66. ROYAL AIR FORCE	18.50	.84	4.54%	1995	16.6	17.1	17.4	17.9	18.5	19.1	19.6	19.9	20.5
67. RAF AIRCREW	17.75	.83	4.68%	200		16.3	16.6	17.1	17.6	18.3	18.8	19.1	
68. RCAF PILOTS	18.05	.94	5.21%	314		16.5	16.8	17.4	18.1	18.6	19.2	19.8	
69. RCAF NAVIGATORS	17.93	.83	4.63%	236		16.6	16.9	17.3	17.9	18.5	19.1	19.5	
70. NEW ZEALAND AIRF.	18.43	.97	4.72%	238		(17.0)	(17.8)	(19.0)	(19.9)				
71. AUSTRALIAN CADETS	18.27	.83	4.54%	97		16.6			18.1		19.6		
72. AUSTRALIAN RATED	18.66	.91	4.88%	384		17.0			18.6		20.2		
75. LATIN AMERICANS	17.10	1.00	5.85%	1985		15.6	15.9	16.4	17.0	17.6	18.3	18.7	
78. SOUTH AFRICANS	18.29	1.00	5.47%	1333		16.6			18.2		19.8		
80. JAPANESE AIRFORCE	17.37	.77	4.43%	1176		16.2	16.4	16.9	17.3	17.9	18.4	18.7	
81. JAPAN AF PILOTS	17.59	.74	4.21%	210		16.5	16.7	17.1	17.6	18.1	18.5	18.8	
82. JAPAN AF NAVIG	17.32	.76	4.39%	538		16.2	16.4	16.8	17.3	17.8	18.3	18.6	
84. THAI MILITARY	16.37	.78	4.76%	2950		15.2	15.4	15.7	16.3	16.9	17.3	17.7	
85. VIETNAM MILITARY	16.64	.79	4.93%	2122		14.8	15.0	15.5	16.0	16.5	17.0	17.3	18.3
86. R.O.K.A.F. PILOTS	17.51	.72	4.11%	264	14.4	16.5	16.8	17.1	17.6	18.1	18.6	19.1	
87. KOREAN FORCES '65	16.73	.75	4.48%	3747		15.5	15.8	16.2	16.7	17.2	17.7	18.0	
90. IRANIAN MILITARY	16.71	.92	5.51%	9414		15.3	15.6	16.1	16.7	17.3	17.9	18.3	

METRIC VALUES	MEAN	STD DEV	COEF OF V	1ST	5TH	10TH	25TH	50TH	75TH	90TH	95TH	99TH
126. BIGONIAL BREADTH.....												
7. AIR FORCE W/M '68	10.19	.56	5.50% 1905	8.9	9.3	9.5	9.8	10.2	10.6	10.9	11.1	11.6
8. WAF-NURSE OFCS	10.29	.59	5.73% 548	8.9	9.3	9.6	9.9	10.3	10.7	11.1	11.3	11.6
9. ENLISTED WAFS/W	10.13	.53	5.23% 1216	8.9	9.3	9.4	9.8	10.1	10.5	10.8	11.0	11.4
10. ENLISTED WAFS/B	10.22	.64	6.26% 131	9.1	9.4	9.4	9.8	10.2	10.6	11.0	11.3	
18. USAF FLY PRSNL '50	10.86	.55	5.06% 4000	9.6	10.0	10.2	10.5	10.9	11.2	11.6	11.8	12.2
19. USAF SURVEY 1965	10.72	.54	5.04% 3859	9.5	9.9	10.0	10.4	10.7	11.1	11.4	11.7	12.1
20. OFFICERS--1965	10.96	.52	4.74% 549	9.5	10.1	10.3	10.6	11.0	11.3	11.6	11.8	12.2
21. ENLISTED MEN '65	10.81	.57	5.27% 732	9.5	9.9	10.1	10.4	10.8	11.2	11.6	11.8	12.2
23. BASIC TRAINEE '65	10.64	.52	4.89% 2527	9.5	9.8	10.0	10.3	10.6	11.0	11.3	11.5	12.0
24. NAVY FLYERS '64	11.90	.85	7.14% 1529	10.2	10.6	10.8	11.3	11.9	12.5	13.1	13.4	13.7
25. USAF FLY PRSNL '67	11.73	.69	5.88% 2420	10.2	10.6	10.9	11.3	11.7	12.2	12.7	12.9	13.4
26. STUDENT PLT '67	11.50	.69	6.00% 505	10.0	10.4	10.7	11.0	11.5	11.9	12.4	12.7	13.3
27. RATED PILOTS '67	11.81	.66	5.59% 1187	10.3	10.8	11.0	11.4	11.8	12.3	12.7	12.9	13.3
28. SOT NAVIGAT '67	11.55	.67	5.80% 188	10.5	10.7	10.9	11.1	11.5	12.0	12.4	12.7	
29. RTO NAVIGAT '67	11.83	.70	5.92% 505	10.3	10.7	10.9	11.3	11.8	12.3	12.8	13.0	13.6
32. NAVY-DIVERS--72--	10.76	.55	5.11% 100	(9.3)	9.9	10.1	10.4	10.8	11.1	11.5	11.7	
40. SLOVAK CIVIL WOMEN	10.39	.69	6.64% 1151	(9.3)	(9.9)	(10.9)	(11.5)	(11.9)	(12.5)	(13.1)	(13.7)	
48. NATO SURVEY-60/61	11.25	.60	5.33% 3325	10.0	10.3	10.5	10.9	11.3	11.6	12.0	12.2	12.8
49. TURKISH MIL. '60	11.36	.65	5.72% 912	10.0	10.3	10.5	10.9	11.4	11.8	12.2	12.5	13.1
50. GREEK MILIT '61	11.24	.57	5.07% 1471	9.9	10.3	10.5	10.9	11.2	11.6	12.0	12.2	12.6
51. ITALIAN MIL. '61	11.19	.57	5.09% 1342	10.0	10.3	10.5	10.8	11.2	11.6	11.9	12.1	12.6
53. FRENCH ARMY	10.25	.56	5.46% 794	9.4	9.4	9.6	9.9	10.3	10.6	11.0	11.3	
54. FRENCH PILOTS	10.50	.51	4.86% 65	9.5	9.5	9.8	10.2	10.5	10.7	11.2	11.3	
55. FRENCH STUD PILOT	10.37	.63	6.08% 101	9.4	9.4	9.5	10.0	10.4	10.7	11.2	11.5	
56. FRENCH NAVY -I	10.21	.54	5.29% 212	9.4	9.4	9.5	9.8	10.3	10.5	10.8	11.0	
57. FRENCH NAVY -II	10.37	.56	5.40% 100	9.3	9.3	9.4	10.0	10.5	10.7	11.0	11.2	
59. GERMAN AVIATORS	11.67	.79	6.77% 1006	9.8	10.4	10.7	11.1	11.6	12.2	12.7	13.1	13.7
60. GERMAN 20 YR OLDS	10.30	.60	5.83% 7144	9.4	9.4	9.6	10.0	10.3	10.6	11.1	11.2	
61. GERMANS/25-40 YRS	10.90	.60	5.50% 2643	9.9	10.1	10.1	10.5	10.9	11.2	11.6	11.8	
74. SLOVAK CIVILIANS	11.17	.60	5.37% 390	(10.2)	(10.2)	(10.8)	(11.6)	(12.2)	(12.8)	(13.4)	(14.0)	
77. FRENCH YOUNG MEN	11.14	.66	5.92% 2000	(10.1)	(10.1)	(10.7)	(11.6)	(12.2)	(12.8)	(13.4)	(14.0)	
80. JAPANESE AIRFORCE	11.41	.85	7.45% 1176	10.1	10.1	10.4	10.8	11.4	11.9	12.5	12.8	
81. JAPAN AF PILOTS	11.56	.82	7.09% 210	10.3	10.3	10.6	11.0	11.6	12.1	12.6	12.9	
82. JAPAN AF NAVIG	11.41	.83	7.27% 538	10.1	10.1	10.4	10.9	11.4	11.9	12.4	12.8	
83. JAPANESE PILOTS	11.80	.76	6.44% 238	10.5	10.5	10.8	11.2	11.8	12.3	12.8	13.1	
130. BILIOCRISTALE BREADTH.....												
1. STEWARDSES 1971	27.27	1.41	5.17% 406	25.0	25.0	25.4	26.3	27.2	28.2	29.1	29.7	
3. WAS PILOTS 1942	28.00	1.60	5.71% 447	25.2	25.2	25.8	26.8	28.0	29.0	30.0	30.8	
4. AAE-NURSES---1942	28.40	1.50	5.28% 152	25.9	25.9	26.3	27.3	28.5	29.4	30.3	30.8	
15. A.A.F. CADETS '42	29.00	1.50	5.17% 2959	26.4	26.4	27.1	27.9	28.9	29.9	30.8	31.4	
16. A.A.F. GUNNERS '42	28.70	1.60	5.57% 583	26.1	26.1	26.6	27.5	28.6	29.7	30.6	31.2	

ENGLISH VALUES		MEAN	STD DEV	COEF OF V	-N-	1ST	5TH	10TH	25TH	50TH	75TH	90TH	95TH	99TH
126. BIGONIAL BREADTH.....														
7. AIR FORCE WMN '68	.22	4.01		5.49%	1905	3.5	3.7	3.7	3.9	4.0	4.2	4.3	4.4	4.6
8. WAF-NURSE OFCS	.23	4.05		5.68%	548	3.5	3.7	3.8	3.9	4.0	4.2	4.4	4.4	4.6
9. ENLISTED WAFS/M	.21	3.99		5.26%	1216	3.5	3.6	3.7	3.8	4.0	4.1	4.3	4.3	4.5
10. ENLISTED WAFS/B	.25	4.02		6.22%	131		3.6	3.7	3.9	4.0	4.2	4.3	4.4	
18. USAF FLY PRSNL '50	.22	4.27		5.15%	4000	3.8	3.9	4.0	4.1	4.3	4.4	4.6	4.6	4.8
19. USAF SURVEY 1965	.21	4.22		4.98%	3859	3.7	3.9	4.0	4.1	4.2	4.4	4.5	4.6	4.8
20. OFFICERS---1965	.21	4.31		4.87%	549	3.8	4.0	4.1	4.2	4.3	4.5	4.6	4.7	4.8
21. ENLISTED MEN '65	.22	4.26		5.16%	792	3.7	3.9	4.0	4.1	4.3	4.4	4.6	4.6	4.8
23. BASIC TRAINEE '65	.20	4.19		4.77%	2527	3.7	3.9	3.9	4.1	4.2	4.3	4.5	4.5	4.7
24. NAVY FLYERS '64	.33	4.69		7.04%	1529	4.0	4.2	4.3	4.4	4.7	4.9	5.2	5.3	5.4
25. USAF FLY PRSNL '67	.27	4.62		5.84%	2420	4.0	4.2	4.3	4.4	4.6	4.8	5.0	5.1	5.2
26. STUDENT PLT '67	.27	4.53		5.96%	505	3.9	4.1	4.2	4.3	4.5	4.7	4.9	5.0	5.3
27. RATED PILOTS '67	.26	4.65		5.59%	1187	4.0	4.2	4.3	4.5	4.6	4.8	5.0	5.1	5.3
28. SOT NAVIGAT '67	.26	4.55		5.71%	188	4.1	4.1	4.2	4.4	4.5	4.7	4.9	5.0	5.3
29. RTO NAVIGAT '67	.27	4.66		5.75%	505	4.1	4.2	4.3	4.5	4.6	4.8	5.0	5.1	5.3
32. NAVY-DIVERS-122--	.22	4.24		5.19%	100	3.9	3.9	4.0	4.1	4.2	4.4	4.5	4.6	
40. SLOVAK CIVIL WOMEN	.27	4.09		6.60%	1151	(3.6)	(3.9)	(4.3)	(4.5)	
48. NATO SURVEY-60/61	.24	4.43		5.42%	3325	3.9	4.1	4.1	4.3	4.4	4.6	4.7	4.8	5.0
49. TURKISH MIL '60	.26	4.47		5.82%	912	3.9	4.0	4.1	4.3	4.5	4.6	4.8	4.9	5.2
50. GREEK MILIT '61	.23	4.42		5.20%	1071	3.9	4.1	4.1	4.3	4.4	4.6	4.7	4.8	5.0
51. ITALIAN MIL '61	.22	4.41		4.99%	1342	3.9	4.1	4.1	4.3	4.4	4.6	4.7	4.8	5.0
53. FRENCH ARMY	.22	4.04		5.45%	794		3.7	3.8	3.9	4.1	4.2	4.3	4.4	
54. FRENCH PILOTS	.20	4.13		4.84%	65		3.7	3.9	4.0	4.1	4.2	4.4	4.4	
55. FRENCH STUD PILOT	.25	4.08		6.13%	101		3.7	3.7	3.9	4.1	4.2	4.4	4.5	
56. FRENCH NAVY -I	.21	4.02		5.22%	212		3.7	3.7	3.9	4.1	4.1	4.3	4.3	
57. FRENCH NAVY -II	.22	4.08		5.39%	100		3.7	3.7	3.9	4.1	4.2	4.3	4.4	
59. GERMAN AVIATORS	.31	4.59		6.75%	1006	3.9	4.1	4.2	4.4	4.6	4.8	5.0	5.1	5.4
60. GERMAN 20 YR OLDS	.24	4.06		5.91%	7144		3.7	3.8	3.9	4.1	4.2	4.4	4.4	
61. GERMANS/25-40 YRS	.24	4.29		5.59%	2643		3.9	4.0	4.1	4.3	4.4	4.6	4.6	
74. SLOVAK CIVILIANS	.24	4.40		5.45%	390	(4.0)	(4.2)	(4.6)	(4.8)	
77. FRENCH YOUNG MEN	.26	4.39		5.92%	2000	(4.0)	(4.2)	(4.6)	(4.8)	
80. JAPANESE AIRFORCE	.33	4.49		7.35%	1176		4.0	4.1	4.3	4.5	4.7	4.9	5.0	
81. JAPAN AF PILOTS	.32	4.55		7.03%	210		4.1	4.2	4.3	4.6	4.8	5.0	5.1	
82. JAPAN AF NAVIG	.33	4.49		7.35%	538		4.0	4.1	4.3	4.5	4.7	4.9	5.0	
83. JAPANESE PILOTS	.30	4.65		6.45%	238		4.1	4.3	4.4	4.6	4.8	5.0	5.2	
130. BILLIOCRISTALE BREADTH.....														
1. STEWARDESSES 1971	.56	10.74		5.21%	406		9.8	10.0	10.4	10.7	11.1	11.5	11.7	
3. WAS PILOTS 1942	.60	11.00		5.45%	447		9.9	10.2	10.5	11.0	11.4	11.8	12.1	
4. AAE-NURSES---1942	.60	11.20		5.36%	152		10.2	10.4	10.7	11.2	11.6	11.9	12.1	
15. A.A.F. CADETS '42	.60	11.50		5.22%	2959		10.4	10.7	11.0	11.4	11.8	12.2	12.4	
16. A.A.F. GUNNERS '42	.60	11.30		5.31%	583		10.3	10.5	10.8	11.3	11.7	12.0	12.2	

METRIC VALUES	MEAN	STD DEV	COEF OF V	-N-	1ST	5TH	10TH	25TH	50TH	75TH	90TH	95TH	99TH
130. BILIOCRISTALE BREADTH-CONTINUED													
19.USAF SURVEY 1965	29.34	2.79	9.51%	3869	24.3	25.5	26.1	27.3	28.9	31.0	33.2	34.6	37.0
20. OFFICERS---1965	31.45	2.26	7.18%	549	26.5	27.9	28.6	29.9	31.4	32.9	34.4	35.4	37.3
21. ENLISTED MEN*65	30.21	2.79	9.24%	792	25.2	26.2	26.8	28.2	29.9	31.9	34.0	35.3	38.2
23. BASIC TRAINEE65	28.61	2.58	9.02%	2527	24.0	25.3	25.8	26.8	28.1	30.0	32.1	33.6	36.7
25.USAF FLY PRSNL*67	27.92	2.04	7.31%	2420	22.6	24.4	25.3	26.6	28.0	29.2	30.5	31.2	32.9
26. STUDENT PLT *67	27.47	1.79	6.52%	505	23.0	24.4	25.2	26.3	27.5	28.6	29.7	30.4	31.7
27. RATED PILOTS*67	28.09	2.14	7.62%	1187	22.3	24.3	25.3	26.8	28.2	29.5	30.7	31.5	33.0
28. SOT NAVIGAT *67	27.65	1.96	7.09%	188	22.9	24.4	25.2	26.5	27.7	28.9	30.2	31.0	33.2
29. RTO NAVIGAT *67	28.09	2.00	7.12%	505	22.9	24.8	25.6	26.9	28.1	29.3	30.5	31.4	33.4
32.NAVY-DIVERS--72--	28.81	1.57	5.45%	100	26.2	26.2	26.8	27.8	28.8	29.9	30.8	31.4	33.4
44.SWEDISH-CIV-ROSEN	27.57	3.22	11.68%	214	(22.3)	(22.3)	(25.4)	(25.4)	(29.7)	(29.7)	(32.9)	(32.9)	(32.9)
59.GERMAN AVIATORS	31.96	1.93	6.04%	1006	27.2	28.8	29.5	30.7	32.0	33.3	34.5	35.2	36.4
73.CZECH LUMBERMEN	27.20	1.70	6.25%	1110	(24.4)	(24.4)	(26.1)	(26.1)	(28.3)	(28.3)	(30.0)	(30.0)	(30.0)
134. BIMALLEOLAR BREADTH.....													
-1.SIEWARDESSES-1921	6.28	.29	4.62%	406		5.9	6.0	6.1	6.3	6.5	6.7	6.7	8.4
18.USAF FLY PRSNL*50	7.49	.38	5.07%	4000	6.6	6.9	7.0	7.2	7.5	7.7	8.0	8.1	8.4
19.USAF SURVEY 1965	7.45	.40	5.37%	3859	6.5	6.8	7.0	7.2	7.4	7.7	8.0	8.1	8.4
20. OFFICERS---1965	7.46	.40	5.36%	549	6.5	6.8	7.0	7.2	7.5	7.7	8.0	8.1	8.4
21. ENLISTED MEN*65	7.45	.41	5.50%	792	6.5	6.8	6.9	7.2	7.5	7.7	8.0	8.1	8.4
23. BASIC TRAINEE65	7.44	.39	5.24%	2527	6.6	6.8	7.0	7.2	7.4	7.7	8.0	8.1	8.4
25.USAF FLY PRSNL*67	7.33	.38	5.18%	2420	6.5	6.7	6.9	7.1	7.3	7.6	7.8	8.0	8.3
26. STUDENT PLT *67	7.33	.36	4.91%	505	6.6	6.8	6.9	7.1	7.3	7.6	7.8	8.0	8.3
27. RATED PILOTS*67	7.36	.39	5.30%	1187	6.6	6.8	6.9	7.1	7.3	7.6	7.8	8.0	8.3
28. SOT NAVIGAT *67	7.24	.38	5.25%	188	6.6	6.8	6.9	7.1	7.3	7.6	7.8	8.0	8.3
29. RTO NAVIGAT *67	7.29	.38	5.21%	505	6.4	6.6	6.8	7.0	7.2	7.5	7.7	7.9	8.3
32.NAVY-DIVERS--72--	7.38	.39	5.28%	100	6.7	6.9	7.0	7.2	7.4	7.6	7.9	8.0	8.4
48.NATO SURVEY-60/61	7.49	.36	4.81%	3325	6.7	6.9	7.0	7.2	7.5	7.7	8.0	8.1	8.4
49. TURKISH MIL.*60	7.55	.39	5.17%	912	6.7	6.9	7.1	7.3	7.5	7.8	8.0	8.2	8.5
50. GREEK MILIT *61	7.45	.33	4.43%	1071	6.7	6.9	7.0	7.2	7.4	7.7	7.9	8.0	8.3
51. ITALIAN MIL.*61	7.48	.36	4.81%	1342	5.6	6.9	7.0	7.2	7.5	7.7	8.0	8.1	8.3
53.FRENCH ARMY	7.30	.37	5.07%	794		6.7	6.8	7.1	7.3	7.5	7.8	7.9	
54.FRENCH PILOTS	7.43	.41	5.52%	55		6.8	6.9	7.2	7.4	7.7	7.8	8.2	
55.FRENCH STUD PILOT	7.27	.31	4.26%	101		6.8	6.8	7.0	7.3	7.5	7.7	7.7	
56.FRENCH NAVY -I	7.28	.33	4.53%	212		6.7	6.8	7.1	7.3	7.5	7.7	7.8	
57.FRENCH NAVY -II	7.44	.38	5.11%	100		6.7	7.0	7.2	7.4	7.7	7.8	8.0	
59.GERMAN AVIATORS	7.74	.44	5.68%	1006	6.8	7.0	7.2	7.4	7.7	8.0	8.3	8.5	8.9
86.R.O.K.A.F. PILOTS	7.47	.41	5.49%	264		6.8	7.0	7.2	7.5	7.7	8.0	8.0	
138. BIOCLULAR BREADTH.....													
5.WAC SEPARATEE1946	9.04	.46	5.09%	7563	8.0	8.3	8.5	8.7	9.0	9.3	9.6	9.8	10.1
7.AIR FORCE WMN *68	9.67	.49	5.07%	1905	8.5	8.9	9.1	9.3	9.7	10.0	10.3	10.5	10.8

ENGLISH VALUES		MEAN	STD DEV	COEF OF V	-V-	1ST	5TH	10TH	25TH	50TH	75TH	90TH	95TH	99TH
130. BILIOCRISTALE BREADTH-CONTINUED														
19.USAF SURVEY 1965	11.55	1.10	9.52%	3869		9.6	10.0	10.3	10.7	11.4	12.2	13.1	13.6	14.6
20. OFFICERS---1965	12.38	.89	7.19%	549		10.5	11.0	11.3	11.8	12.3	13.0	13.6	13.9	14.7
21. ENLISTED MEN'65	11.69	1.10	9.25%	792		9.9	10.3	10.6	11.1	11.8	12.6	13.4	13.9	15.0
23. BASIC TRAINEE'65	11.26	1.02	9.06%	2527		9.4	10.0	10.2	10.6	11.1	11.8	12.7	13.2	14.5
25.USAF FLY PRSNL'67	10.99	.81	7.37%	2420		8.9	9.6	10.0	10.5	11.0	11.5	12.0	12.3	13.0
26. STUDENT PLT '67	10.81	.71	6.57%	505		9.0	9.6	9.9	10.4	10.8	11.3	11.7	12.0	12.5
27. RATED PILOTS'67	11.06	.84	7.59%	1187		8.8	9.6	10.0	10.5	11.1	11.6	12.1	12.4	13.0
28. SOT NAVIGAT '67	10.88	.77	7.08%	188		9.0	9.6	9.9	10.4	10.9	11.4	11.9	12.2	
29. RTO NAVIGAT '67	11.06	.79	7.14%	505		9.0	9.8	10.1	10.6	11.1	11.5	12.0	12.4	13.1
32.NAVY-DIVERS-'72--	11.34	.62	5.47%	100			10.3	10.6	10.9	11.3	11.8	12.1	12.4	
44.SWEDISH CIV WOMEN	10.85	1.27	11.71%	214		(8.8)			(10.0)	(11.7)	(12.9)			
59.GERMAN AVIATORS	12.58	.76	6.04%	1006		10.7	11.3	11.6	12.1	12.6	13.1	13.6	13.8	14.4
73.CZECH LUMBERMEN	10.71	.67	6.26%	2400		(9.6)			(10.3)	(11.2)			(11.8)	
134. BIMALLEOLAR BREADTH.....														
1.SIEMENS-1921	2.47	.11	4.45%	406		2.3	2.7	2.4	2.4	2.5	2.6	2.6	2.7	3.3
18.USAF FLY PRSNL'50	2.95	.15	5.08%	4000		2.6	2.7	2.8	2.9	3.0	3.1	3.1	3.2	3.3
19.USAF SURVEY 1965	2.93	.16	5.46%	3869		2.6	2.7	2.7	2.8	2.9	3.0	3.1	3.2	3.3
20. OFFICERS---1965	2.94	.16	5.44%	549		2.6	2.7	2.7	2.8	2.9	3.0	3.2	3.2	3.3
21. ENLISTED MEN'65	2.94	.16	5.44%	792		2.6	2.7	2.7	2.8	2.9	3.0	3.1	3.2	3.3
23. BASIC TRAINEE'65	2.93	.15	5.12%	2527		2.6	2.7	2.7	2.8	2.9	3.0	3.1	3.2	3.3
25.USAF FLY PRSNL'67	2.88	.15	5.21%	2420		2.6	2.7	2.7	2.8	2.9	3.0	3.1	3.1	3.3
26. STUDENT PLT '67	2.89	.14	4.84%	505		2.6	2.7	2.7	2.8	2.9	3.0	3.1	3.1	3.3
27. RATED PILOTS'67	2.90	.15	5.17%	1187		2.6	2.7	2.7	2.8	2.9	3.0	3.1	3.2	3.3
28. SOT NAVIGAT '67	2.85	.15	5.26%	188		2.6	2.7	2.7	2.7	2.8	3.0	3.0	3.1	3.3
29. RTO NAVIGAT '67	2.87	.15	5.23%	505		2.5	2.6	2.7	2.8	2.9	3.0	3.1	3.1	3.3
32.NAVY-DIVERS-'72--	2.91	.15	5.15%	100		2.6	2.7	2.7	2.8	2.9	3.0	3.1	3.1	3.3
48.NATO SURVEY-60/61	2.95	.14	4.75%	3325		2.6	2.7	2.8	2.9	2.9	3.0	3.1	3.2	3.3
49. TURKISH MIL.'60	2.97	.15	5.05%	912		2.7	2.7	2.8	2.9	3.0	3.1	3.2	3.2	3.4
50. GREEK MILIT '61	2.93	.13	4.44%	1071		2.7	2.7	2.8	2.8	2.9	3.0	3.1	3.2	3.3
51. ITALIAN MIL.'61	2.95	.14	4.75%	1342		2.6	2.7	2.8	2.9	2.9	3.0	3.1	3.2	3.3
53.FRENCH ARMY	2.87	.15	5.23%	794		2.6	2.7	2.7	2.8	2.9	3.0	3.1	3.1	
54.FRENCH PILOTS	2.93	.16	5.46%	65		2.7	2.7	2.7	2.8	2.9	3.0	3.1	3.2	
55.FRENCH STUD PILOT	2.86	.12	4.26%	101		2.7	2.7	2.7	2.8	2.9	3.0	3.0	3.0	
56.FRENCH NAVY -I	2.87	.13	4.53%	212		2.6	2.7	2.7	2.8	2.9	3.0	3.0	3.1	
57.FRENCH NAVY -II	2.93	.15	5.12%	100		2.6	2.6	2.8	2.8	2.9	3.0	3.1	3.1	
59.GERMAN AVIATORS	3.05	.17	5.57%	1006		2.7	2.8	2.8	2.9	3.1	3.2	3.3	3.3	3.5
86.R.O.K.A.F. PILOTS	2.94	.16	5.44%	264		2.7	2.7	2.7	2.8	2.9	3.0	3.1	3.2	
138. BIOOCULAR BREADTH.....														
5.WAC SEPARATEE'1946	3.56	.18	5.06%	7553		3.2	3.3	3.3	3.4	3.6	3.7	3.8	3.9	4.0
7.AIR FORCE WMN '66	3.81	.19	4.99%	1905		3.3	3.5	3.6	3.7	3.8	3.9	4.1	4.1	4.3

METRIC VALUES	MEAN	STD DEV	COEF OF V	1ST	5TH	10TH	25TH	50TH	75TH	90TH	95TH	99TH
138. 810CULAR BREADTH-CONTINUED												
8. WAF-NURSE OFCRS	9.73	.49	5.04%	8.6	8.9	9.1	9.4	9.7	10.1	10.4	10.5	10.9
9. ENLISTED WAFS/W	9.60	.48	5.00% 1216	8.4	8.8	9.0	9.3	9.6	9.9	10.2	10.4	10.8
10. ENLISTED-WAESZB	10.05	.44	4.38% 131		9.3	9.4	9.8	10.1	10.4	10.6	10.7	
18. USAF FLY PRSNL '50	9.59	.44	4.59% 4000	8.6	8.9	9.0	9.3	9.6	9.9	10.2	10.3	10.6
19. USAF SURVEY 1965	9.42	.53	5.63% 3869	8.2	8.6	8.8	9.1	9.4	9.8	10.1	10.3	10.7
20. OFFICERS---1965	9.78	.48	4.91% 549	8.8	9.0	9.2	9.4	9.8	10.1	10.4	10.6	10.9
21. ENLISTED MEN '65	9.58	.51	5.32% 792	8.3	8.7	8.9	9.3	9.6	9.9	10.2	10.4	10.8
23. BASIC TRAINEE '65	9.29	.49	5.27% 2525	8.2	8.5	8.7	9.0	9.3	9.6	9.9	10.1	10.5
24. NAVY FLYERS '64	9.43	.40	4.24% 1529	8.5	8.8	8.9	9.2	9.4	9.7	10.0	10.1	10.5
25. USAF FLY PRSNL '67	9.17	.49	5.34% 2420	8.1	8.4	8.6	8.8	9.2	9.5	9.8	10.0	10.4
26. STUDENT PLT '67	9.22	.52	5.64% 505	8.1	8.4	8.6	8.9	9.2	9.6	9.9	10.1	10.5
27. RATED PILOTS '67	9.17	.47	5.13% 1187	8.1	8.4	8.6	8.8	9.2	9.5	9.8	10.0	10.4
28. SDT NAVIGAT '67	9.11	.45	4.94% 188		8.4	8.5	8.8	9.1	9.4	9.7	9.9	
29. SLOVAK-CIV--HOBEN	9.15	.49	5.36% 505	8.1	8.4	8.5	8.8	9.1	9.5	9.8	10.0	10.4
40. NATO SURVEY-60/61	9.02	.44	4.88% 350		(8.3)	(8.7)	(8.7)	(9.3)	(9.3)	(9.7)	(9.7)	
49. TURKISH MIL. '60	9.10	.39	4.29% 3325	8.2	8.5	8.6	8.8	9.1	9.4	9.6	9.8	10.0
50. GREEK MILIT '61	9.05	.40	4.42% 1071	8.1	8.4	8.5	8.8	9.1	9.3	9.5	9.7	10.0
51. ITALIAN MIL. '61	9.10	.39	4.29% 1342	8.2	8.5	8.6	8.8	9.1	9.4	9.6	9.7	10.0
59. GERMAN AVIATORS	9.34	.53	5.67% 1006	8.1	8.5	8.7	9.0	9.3	9.7	10.0	10.2	10.6
74. SLOVAK CIVILIANS	9.27	.45	4.85% 93	(8.5)	(8.5)	(8.7)	(9.0)	(9.3)	(9.6)	(10.0)	(10.0)	
77. FRENCH YOUNG MEN	9.42	.47	4.99% 2600	(8.6)	(8.6)	(8.7)	(9.1)	(9.4)	(9.7)	(10.2)	(10.2)	
86. R.O.K.A.F. PILOTS	9.68	.47	4.86% 264		8.9	9.1	9.4	9.7	10.0	10.3	10.5	
140. 81SPINOUS BREADTH.....												
1. SIEMARDESSES-1971	22.11	1.59	7.19% 406		19.5	20.2	21.1	22.1	23.1	24.1	24.8	
44. SWEDEISH CIV WOMEN	24.18	2.74	11.33% 205	(19.7)	(22.3)	(26.0)	(28.7)					
142. 81TRAGION BREADTH.....												
7. AIR FORCE WMN '68	12.89	.50	3.88% 1905	11.8	12.1	12.3	12.6	12.9	13.2	13.5	13.7	14.2
8. WAF-NURSE OFCRS	13.06	.51	3.91% 548	11.9	12.2	12.4	12.7	13.0	13.4	13.7	13.9	14.3
9. ENLISTED WAFS/W	12.82	.48	3.74% 1216	11.7	12.0	12.2	12.5	12.8	13.1	13.4	13.6	14.0
10. ENLISTED-WAESZB	12.84	.45	3.50% 131		12.2	12.3	12.6	12.9	13.2	13.4	13.6	
18. USAF FLY PRSNL '50	14.22	.53	3.73% 4000	12.9	13.4	13.6	13.9	14.2	14.6	14.9	15.1	15.5
19. USAF SURVEY 1965	13.85	.65	4.69% 3859	12.4	12.8	13.0	13.4	13.8	14.3	14.7	14.9	15.4
20. OFFICERS---1965	14.45	.57	3.94% 549	13.2	13.5	13.7	14.1	14.5	14.8	15.2	15.4	15.8
21. ENLISTED MEN '65	14.00	.62	4.43% 792	12.5	13.0	13.2	13.6	14.0	14.4	14.8	15.0	15.5
23. BASIC TRAINEE '65	13.67	.58	4.24% 2527	12.3	12.7	12.9	13.3	13.7	14.1	14.4	14.6	15.0
24. NAVY FLYERS '64	13.99	.52	3.72% 1529	12.8	13.1	13.3	13.6	14.0	14.3	14.7	14.9	15.2
25. USAF FLY PRSNL '67	14.25	.56	3.93% 2420	13.0	13.4	13.5	13.9	14.3	14.6	15.0	15.2	15.6
26. STUDENT PLT '67	14.14	.54	3.82% 505	12.8	13.3	13.5	13.8	14.1	14.5	14.9	15.1	15.4
27. RATED PILOTS '67	14.34	.55	3.84% 1187	13.1	13.4	13.6	14.0	14.3	14.7	15.0	15.3	15.7

ENGLISH VALUES	MEAN	STD DEV	COEF OF V	-V-	1ST	5TH	10TH	25TH	50TH	PERCENTILES	75TH	90TH	95TH	99TH
138. BIOCLAR BREADTH-CONTINUED														
8. WAF-NURSE OFCRS	3.83	.19	4.96%	548	3.4	3.5	3.6	3.7	3.8	4.0	4.1	4.2	4.3	4.3
9. ENLISTED WAFS/W	3.78	.19	5.63%	1216	3.3	3.5	3.6	3.7	3.8	3.9	4.0	4.1	4.2	4.2
10. ENLISTED WAFS/W	3.96	.17	4.29%	131		3.6	3.7	3.8	4.0	4.1	4.2	4.3	4.4	4.4
11. ENLISTED WAFS/W	3.77	.17	4.51%	400	3.4	3.5	3.6	3.7	3.8	3.9	4.0	4.1	4.2	4.2
12. USAF FLY PRSNL '50	3.71	.21	5.66%	3869	3.2	3.4	3.5	3.6	3.7	3.9	4.0	4.1	4.2	4.3
13. USAF FLY PRSNL '50	3.85	.19	4.94%	549	3.5	3.5	3.6	3.7	3.8	3.9	4.0	4.1	4.2	4.3
14. OFFICERS---1965	3.77	.20	5.31%	792	3.3	3.4	3.5	3.6	3.7	3.8	3.9	4.0	4.1	4.3
15. ENLISTED MEN '65	3.66	.19	5.19%	2527	3.2	3.3	3.4	3.5	3.6	3.7	3.8	3.9	4.0	4.1
16. BASIC TRAINEES	3.71	.16	4.31%	1529	3.4	3.5	3.5	3.6	3.7	3.8	3.9	4.0	4.1	4.1
17. NAVY FLYERS '64	3.61	.19	5.26%	2420	3.2	3.3	3.4	3.5	3.6	3.7	3.9	3.9	4.0	4.1
18. USAF FLY PRSNL '67	3.63	.21	5.79%	505	3.2	3.3	3.4	3.5	3.6	3.8	3.9	4.0	4.1	4.2
19. STUDENT PLT '67	3.61	.18	4.99%	1187	3.2	3.3	3.4	3.5	3.6	3.7	3.9	3.9	4.0	4.1
20. RATED PILOTS '67	3.59	.18	5.01%	188		3.3	3.4	3.5	3.6	3.7	3.8	3.9	4.0	4.1
21. SOY NAVIGAT '67	3.60	.19	5.28%	505	3.2	3.3	3.4	3.5	3.6	3.7	3.9	3.9	4.0	4.1
22. BIO-NAVIGAT '67	3.55	.17	4.79%	360		3.3	3.4	3.5	3.6	3.7	3.9	3.9	4.0	4.1
23. SLOVAK CIV-WOMEN	3.58	.16	4.47%	3325	3.2	3.3	3.4	3.5	3.6	3.7	3.8	3.8	3.9	4.0
24. NATO SURVEY-60/61	3.60	.16	4.44%	912	3.2	3.4	3.4	3.5	3.6	3.7	3.8	3.9	4.0	4.0
25. TURKISH MIL '60	3.56	.16	4.49%	1071	3.2	3.3	3.4	3.5	3.6	3.7	3.8	3.8	3.9	4.0
26. GREEK MILIT '61	3.58	.15	4.19%	1342	3.2	3.3	3.4	3.5	3.6	3.7	3.8	3.8	3.9	4.0
27. ITALIAN MIL '61	3.68	.21	5.71%	1006	3.2	3.3	3.4	3.5	3.7	3.8	3.9	4.0	4.1	4.2
28. GERMAN AVIATORS	3.69	.18	4.93%	93		3.4	3.4	3.5	3.7	3.8	3.9	4.0	4.1	4.2
29. SLOVAK CIVILIANS	3.71	.18	4.85%	2000		3.4	3.4	3.6	3.8	3.9	4.1	4.1	4.2	4.3
30. FRENCH YOUNG MEN	3.81	.18	4.72%	264		3.5	3.6							
31. R.O.K.A.F. PILOTS														
140. BISPINOUS BREATH.....														
1. SIEMENSHESSES-1921	8.70	.63	7.24%	406		7.7	8.0	8.3	8.7	9.1	9.5	9.8		
2. SWEDISH CIV WOMEN	9.52	1.08	11.34%	205		7.7	8.0	8.3	8.7	9.1	9.5	9.8		
142. BITRAGION BREADTH.....														
7. AIR FORCE HMN '68	5.07	.20	3.94%	1905	4.6	4.8	4.8	4.9	5.1	5.2	5.3	5.4	5.6	5.6
8. WAF-NURSE OFCRS	5.14	.20	3.89%	548	4.7	4.8	4.9	5.0	5.1	5.2	5.3	5.4	5.5	5.5
9. ENLISTED WAFS/W	5.05	.19	3.76%	1216	4.6	4.7	4.8	4.9	5.0	5.2	5.3	5.4	5.5	5.5
10. ENLISTED WAFS/W	5.05	.18	3.56%	131		4.8	4.9	4.9	5.0	5.2	5.3	5.4	5.5	5.5
11. USAF FLY PRSNL '50	5.60	.21	3.75%	4000	5.1	5.3	5.3	5.5	5.6	5.7	5.9	5.9	6.1	6.1
12. USAF FLY PRSNL '50	5.45	.26	4.77%	3869	4.9	5.0	5.1	5.3	5.5	5.6	5.8	5.9	6.1	6.1
13. OFFICERS---1965	5.69	.23	4.04%	549	5.2	5.3	5.4	5.5	5.7	5.8	5.9	6.1	6.1	6.1
14. ENLISTED MEN '65	5.51	.24	4.36%	792	4.9	5.1	5.2	5.4	5.5	5.7	5.8	5.9	6.1	6.1
15. BASIC TRAINEES	5.38	.23	4.28%	2527	4.8	5.0	5.1	5.2	5.4	5.5	5.7	5.8	5.9	6.0
16. NAVY FLYERS '64	5.51	.21	3.81%	1529	5.0	5.2	5.3	5.4	5.5	5.6	5.8	5.9	6.1	6.1
17. USAF FLY PRSNL '67	5.61	.22	3.92%	2420	5.1	5.3	5.3	5.5	5.6	5.7	5.9	5.9	6.1	6.1
18. STUDENT PLT '67	5.57	.21	3.77%	505	5.0	5.2	5.3	5.4	5.5	5.6	5.7	5.9	5.9	6.1
19. RATED PILOTS '67	5.65	.21	3.72%	1187	5.1	5.3	5.4	5.5	5.6	5.8	5.9	6.0	6.2	6.2

METRIC VALUES	MEAN	STD DEV	COEF OF V	-N-	1ST	5TH	10TH	25TH	50TH	75TH	90TH	95TH	99TH
142. BITRAGION BREADTH-CONTINUED													
28. SDT NAVIGAT '67	14.00	.54	3.86%	198	13.1	13.1	13.3	13.6	14.0	14.4	14.7	14.9	
29. RTO NAVIGAT '67	14.25	.55	3.86%	535	13.4	13.4	13.6	13.9	14.2	14.6	15.0	15.2	15.6
30. ARMY SOLDIERS '66	13.50	.56	4.15%	6682	12.2	12.6	12.8	13.1	13.5	13.9	14.2	14.4	14.9
31. NAVY ENLISTED '66	13.38	.53	3.96%	4095	12.2	12.5	12.7	13.0	13.4	13.7	14.1	14.3	14.7
33. MARINE ENLIST '66	13.45	.55	4.09%	2008	12.2	12.6	12.8	13.1	13.5	13.8	14.2	14.4	14.8
36. ARMY AVIATORS '70	14.17	.57	4.02%	1482	12.9	13.2	13.4	13.8	14.2	14.6	14.9	15.1	15.5
48. NATO SURVEY-60/61	14.49	.53	3.66%	3325	13.2	13.6	13.8	14.1	14.5	14.9	15.2	15.4	15.7
49. TURKISH MIL '60	14.50	.56	3.86%	912	13.1	13.6	13.8	14.1	14.5	14.9	15.2	15.4	15.8
50. GREEK MILIT '61	14.47	.53	3.66%	1071	13.3	13.6	13.8	14.1	14.5	14.8	15.2	15.4	15.8
51. ITALIAN MIL '61	14.51	.51	3.51%	1342	13.3	13.7	13.9	14.2	14.5	14.9	15.2	15.4	15.7
53. FRENCH ARMY	13.65	.54	3.96%	794	12.8	13.0	13.3	13.4	13.6	14.0	14.3	14.6	
54. FRENCH PILOTS	13.84	.52	3.76%	65	12.7	12.7	12.8	13.2	13.5	13.8	14.2	14.5	14.6
55. FRENCH STUD PILOT	13.52	.53	3.92%	101	12.6	12.6	12.9	13.2	13.5	13.8	14.2	14.4	
56. FRENCH NAVY -I	13.52	.54	3.99%	212	12.8	12.8	13.0	13.3	13.6	14.0	14.5	14.5	15.6
57. FRENCH NAVY -II	13.66	.53	3.88%	100	12.8	13.0	13.3	13.6	14.0	14.5	14.5	14.5	
59. GERMAN AVIATORS	14.11	.56	3.97%	1006	13.2	13.4	13.7	14.1	14.5	14.8	15.0	15.0	
60. GERMAN 20 YR OLOS	13.90	.50	3.60%	7144	13.1	13.2	13.4	13.5	13.9	14.2	14.5	14.7	
61. GERMANS/25-40 YRS	14.30	.50	3.50%	2643	13.5	13.6	13.9	14.2	14.6	15.0	15.1	15.1	
65. ROYAL ARMOR CORP	13.34	.54	4.05%	500	12.4	12.6	12.9	13.3	13.7	13.9	14.1	14.1	
66. ROYAL AIR FORCE	13.91	.50	3.59%	2000	12.8	13.1	13.3	13.6	13.9	14.2	14.6	14.8	15.2
70. NEW ZEALAND AIRF.	13.68	.62	4.53%	238	(12.7)	(12.7)	(13.3)	(13.3)	(14.1)	(14.1)	(14.7)	(14.7)	
75. LATIN AMERICANS	13.50	.60	4.44%	1985	12.5	12.8	13.1	13.4	13.8	14.2	14.4	14.4	
77. FRENCH YOUNG MEN	14.07	.53	3.77%	2000	(13.2)	(13.2)	(13.7)	(13.7)	(14.4)	(14.4)	(14.9)	(14.9)	
80. JAPANESE AIRFORCE	14.28	.54	3.78%	1176	13.4	13.6	13.8	13.9	14.3	14.6	15.0	15.2	
81. JAPAN AF PILOTS	14.40	.51	3.54%	210	13.6	13.8	14.1	14.4	14.7	15.0	15.2	15.2	
82. JAPAN AF NAVIG	14.26	.54	3.79%	538	13.4	13.6	13.9	14.3	14.6	14.9	15.1	15.1	
83. JAPANESE PILOTS	14.21	.65	4.57%	221	13.2	13.4	13.7	14.2	14.6	15.1	15.3	15.3	
90. IRANIAN MILITARY	13.27	.54	4.07%	9414	12.4	12.6	12.9	13.3	13.6	14.0	14.2	14.2	
144. BITRAGION-CORONAL ARC.....													
6. MAF BASIC TR 1952	35.95	1.57	4.37%	845	33.3	33.3	33.9	34.8	35.9	36.9	38.0	38.6	
7. AIR FORCE WMN '68	33.92	1.40	4.13%	1905	30.8	31.7	32.1	33.0	33.9	34.8	35.7	36.3	37.5
8. MAF-NURSE OFCRS	34.14	1.44	4.22%	548	30.9	31.9	32.3	33.2	34.1	35.1	36.1	36.6	37.2
9. ENLISTED WAFS/W	33.74	1.36	4.03%	1216	30.7	31.5	32.0	32.8	33.7	34.6	35.5	35.0	37.2
10. ENLISTED MAES/8	34.67	1.32	3.81%	131	32.4	32.9	33.8	34.7	35.6	36.4	36.8	36.8	
17. USAF BASIC TR '52	35.23	1.47	4.17%	3322	33.1	33.5	34.2	35.1	36.1	37.0	37.5	37.5	
18. USAF FLY PRSNTL '50	35.05	1.24	3.54%	4000	32.3	33.1	33.5	34.2	35.0	35.9	36.7	37.1	38.0
19. USAF SURVEY 1965	35.08	1.39	3.96%	3869	31.9	32.9	33.3	34.1	35.0	36.0	36.9	37.5	38.5
20. OFFICERS---1965	35.74	1.34	3.75%	549	32.8	33.7	34.1	34.8	35.7	36.6	37.6	38.1	38.9
21. ENLISTED MEN '65	35.33	1.42	4.02%	792	32.2	33.1	33.6	34.4	35.3	36.2	37.1	37.7	38.9
23. BASIC TRAINEES	34.86	1.34	3.84%	2527	31.9	32.7	33.1	34.0	34.9	35.8	36.6	37.1	38.1
24. NAVY FLYERS '64	35.51	1.32	3.72%	1529	32.4	33.4	33.9	34.6	35.5	36.4	37.2	37.7	38.5

ENGLISH VALUES	MEAN	STD DEV	COEF OF V	1ST	5TH	10TH	25TH	50TH	75TH	90TH	95TH	99TH
142. BITRAGION BREADTH-CONTINUED												
28. SOT NAVIGAT '67	5.51	.21	3.81% 188	5.2	5.2	5.2	5.4	5.5	5.7	5.8	5.9	
29. RTO NAVIGAT '67	5.61	.22	3.92% 535	5.2	5.3	5.3	5.5	5.6	5.8	5.9	5.9	6.1
30. ARMY SOLDIERS '66	5.31	.22	4.14% 6682	4.8	5.0	5.0	5.2	5.3	5.5	5.6	5.7	5.9
31. NAVY ENLISTED '66	5.27	.21	3.98% 4035	4.8	4.9	5.0	5.1	5.3	5.4	5.5	5.6	5.8
33. MARINE ENLIST '66	5.30	.22	4.15% 2038	4.8	5.0	5.0	5.2	5.3	5.4	5.5	5.7	5.8
36. ARMY AVIATORS '70	5.58	.22	3.94% 1482		5.2	5.3	5.4	5.6	5.7	5.9	5.9	
48. NATO SURVEY-60/61	5.71	.21	3.68% 3325	5.2	5.4	5.4	5.6	5.7	5.9	6.0	6.1	6.2
49. TURKISH MIL '60	5.71	.22	3.85% 912	5.2	5.3	5.4	5.6	5.7	5.9	6.0	6.1	6.2
50. GREEK MILIT '61	5.70	.21	3.68% 1071	5.2	5.4	5.4	5.6	5.7	5.8	6.0	6.1	6.2
51. ITALIAN MIL '61	5.71	.20	3.50% 1342	5.2	5.4	5.5	5.6	5.7	5.9	6.0	6.1	6.2
53. FRENCH ARMY	5.37	.21	3.91% 734		5.0	5.1	5.3	5.4	5.5	5.6	5.7	
54. FRENCH PILOTS	5.45	.20	3.67% 65		5.1	5.2	5.3	5.4	5.6	5.7	5.7	
55. FRENCH STUD PILOT	5.32	.21	3.95% 101		5.0	5.0	5.2	5.3	5.4	5.6	5.7	
56. FRENCH NAVY -I	5.32	.21	3.95% 212		5.0	5.0	5.2	5.3	5.4	5.6	5.7	
57. FRENCH NAVY -II	5.38	.21	3.90% 100		5.0	5.1	5.2	5.4	5.5	5.7	5.7	
59. GERMAN AVIATORS	5.56	.22	3.96% 1006	5.1	5.2	5.3	5.4	5.6	5.7	5.8	5.9	6.1
60. GERMAN 20 YR OLDS	5.47	.20	3.66% 7144		5.2	5.2	5.3	5.5	5.6	5.7	5.8	
61. GERMAN 25-40 YRS	5.63	.21	3.55% 2643		5.3	5.4	5.5	5.6	5.7	5.9	5.9	
65. ROYAL ARMOR CORP	5.25	.20	4.00% 500		4.9	5.0	5.1	5.2	5.4	5.5	5.6	
66. ROYAL AIR FORCE	5.48	.20	3.55% 2000	5.0	5.2	5.2	5.4	5.5	5.6	5.7	5.8	6.0
70. NEW ZEALAND AIRF.	5.39	.24	4.45% 238	(5.0	(5.2	(5.6	(5.8	
75. LATIN AMERICANS	5.30	.20	3.77% 1985	(4.9	5.0	5.2	5.3	5.4	5.6	5.7	
77. FRENCH YOUNG MEN	5.54	.21	3.79% 2000	(5.2	(5.4	(5.7	(5.9	
80. JAPANESE AIRFORCE	5.62	.21	3.74% 1176		5.3	5.4	5.5	5.6	5.7	5.9	6.0	
81. JAPAN AF PILOTS	5.67	.20	3.53% 210		5.4	5.4	5.6	5.7	5.8	5.9	6.0	
82. JAPAN AF NAVIG	5.61	.21	3.74% 538		5.3	5.4	5.5	5.6	5.7	5.9	6.0	
83. JAPANESE PILOTS	5.59	.26	4.65% 221		5.2	5.3	5.4	5.6	5.7	5.9	6.0	
90. IRANIAN MILITARY	5.22	.21	4.02% 9414	4.9	4.9	5.0	5.1	5.2	5.4	5.5	5.6	
144. BITRAGION-CORONAL ARC.....												
6. WAF BASIC TR 1952	14.15	.62	4.38% 845	12.7	13.0	13.3	13.7	14.1	14.5	15.0	15.2	15.7
7. AIR FORCE WMN '58	13.36	.55	4.12% 1905	12.1	12.5	12.7	13.0	13.3	13.7	14.1	14.3	14.8
8. WAF-NURSE OFCRS	13.44	.57	4.24% 548	12.2	12.5	12.7	13.1	13.4	13.8	14.2	14.4	14.8
9. ENLISTED WAFS/W	13.28	.53	3.99% 1216	12.1	12.4	12.6	12.9	13.3	13.6	14.0	14.2	14.7
10. ENLISTED-WAFS/W	13.65	.52	3.81% 131		12.8	13.0	13.3	13.7	14.0	14.3	14.5	
17. USAF BASIC TR '52	13.87	.58	4.18% 3322	12.6	13.0	13.2	13.5	13.8	14.2	14.6	14.8	15.2
18. USAF FLY PRSNL '50	13.80	.49	3.55% 4000	12.7	13.0	13.2	13.5	13.8	14.1	14.4	14.6	15.0
19. USAF SURVEY 1965	13.81	.55	3.98% 3859	12.6	12.9	13.1	13.4	13.8	14.2	14.5	14.8	15.2
20. OFFICERS---1965	14.67	.53	3.77% 549	12.9	13.3	13.4	13.7	14.0	14.4	14.8	15.0	15.3
21. ENLISTED MEN '55	13.91	.56	4.03% 792	12.7	13.0	13.2	13.5	13.9	14.3	14.6	14.8	15.3
23. BASIC TRAINEES	13.72	.53	3.86% 2527	12.5	12.9	13.1	13.4	13.7	14.1	14.4	14.6	15.0
24. NAVY FLYERS '64	13.98	.52	3.72% 1529	12.8	13.1	13.3	13.6	14.0	14.3	14.6	14.8	15.1

METRIC VALUES	MEAN	STD DEV	COEF OF V	-N-	1ST	5TH	10TH	25TH	50TH	75TH	90TH	95TH	99TH
144. BITRAGION-CORONAL ARC-CONTINUED													
25. USAF FLY PRSNL*67	35.76	1.26	3.52%	2420	32.8	33.7	34.1	34.9	35.8	36.6	37.4	37.9	38.8
26. STUDENT PLY *67	35.69	1.21	3.39%	505	33.0	33.8	34.2	34.8	35.6	36.5	37.3	37.8	38.6
27. RATED PILOTS*67	35.78	1.25	3.49%	1187	32.8	33.7	34.2	35.0	35.8	36.6	37.3	37.8	38.7
28. SDT NAVIGAT *67	35.84	1.34	3.74%	188		33.5	34.0	34.9	35.9	36.8	37.5	38.0	
29. RTD NAVIGAT *67	35.75	1.30	3.64%	505	32.7	33.6	34.1	34.9	35.7	36.6	37.4	38.0	39.0
34. ARMY AVIATORS *59	35.33	1.14	3.23%	505		33.2	33.7	34.5	35.3	36.0	36.8	37.3	
36. ARMY AVIATORS *74	35.50	1.22	3.44%	1482	32.8	33.5	34.0	34.7	35.5	36.3	37.0	37.5	38.6
48. NATO SURVEY-60/61	35.67	1.28	3.59%	3325	32.8	33.6	34.0	34.8	35.7	36.5	37.3	37.8	38.6
49. TURKISH MIL *60	35.64	1.31	3.68%	912	32.8	33.5	34.0	34.7	35.6	36.5	37.3	37.8	38.7
50. GREEK MILIT *61	35.83	1.28	3.57%	1071	32.9	33.7	34.2	35.0	35.9	36.7	37.5	37.9	38.8
51. ITALIAN MIL *61	35.56	1.24	3.49%	1342	32.8	33.6	34.0	34.7	35.5	36.4	37.2	37.6	38.5
53. FRENCH ARMY	34.95	1.29	3.69%	794		32.9	33.4	34.2	35.0	35.8	36.6	37.1	
54. FRENCH PILOTS	35.32	1.04	2.94%	55		34.0	34.0	34.5	35.4	36.0	36.5	35.8	
55. FRENCH STUD PILOT	35.22	1.22	3.46%	101		33.2	34.0	34.4	35.0	36.0	36.8	37.0	
56. FRENCH NAVY -I	35.43	1.28	3.65%	212		32.9	33.5	34.2	35.0	35.9	36.6	37.0	
57. FRENCH NAVY -II	35.12	1.24	3.53%	100		33.0	33.5	34.4	35.0	36.0	36.7	37.5	
59. GERMAN AVIATORS	35.33	1.42	4.02%	1006	31.7	33.1	33.6	34.4	35.3	36.3	37.3	37.8	38.4
60. GERMAN 20 YR OLDS	36.00	1.30	3.61%	7144		34.0	34.3	35.0	36.0	36.7	37.5	38.1	
61. GERMANS/25-40 YRS	35.00	1.30	3.71%	2643		32.6	33.3	34.2	35.0	35.8	36.8	37.2	
62. CANADIAN MILIT*64	35.41	1.36	3.84%	565		33.0	33.6	34.5	35.5	36.2	37.0	37.5	
65. ROYAL ARMOR CORP	35.13	1.35	3.84%	500		33.2	33.4	34.2	35.1	35.9	36.7	37.3	
66. ROYAL AIR FORCE	35.33	1.24	3.51%	2000	32.5	33.3	33.8	34.5	35.3	36.1	36.9	37.4	38.5
70. NEW ZEALAND AIRF.	36.68	1.28	3.49%	238	(34.6)	(34.6)	(35.8)	(35.8)	(37.5)	(37.5)	(38.8)	(38.8)	
77. FRENCH YOUNG MEN	35.11	1.32	3.76%	2000	(32.9)	(32.9)	(34.2)	(34.2)	(36.0)	(36.0)	(37.3)	(37.3)	
80. JAPANESE AIRFORCE	37.07	1.64	4.42%	1176		34.2	34.9	36.0	37.2	38.2	39.1	39.6	
81. JAPAN AF PILOTS	37.22	1.77	4.76%	210		34.2	34.9	36.1	37.4	38.5	39.3	39.8	
82. JAPAN AF NAVIG	37.68	1.61	4.34%	538		34.2	34.9	36.0	37.1	38.2	39.1	39.6	
146. BITRAGION-CRINION ARC													
18. USAE-ELY PRSNL*50	33.13	1.29	3.89%	3437	30.2	31.0	31.5	32.2	33.1	34.0	34.8	35.3	36.0
86. R.O.K.A.F. PILOTS	33.94	1.85	5.45%	254		30.7	31.6	32.8	33.9	35.1	36.2	37.0	
148. BITRAGION-INION ARC.....													
18. USAF FLY PRSNL*50	29.37	1.34	4.56%	4000	26.6	27.3	27.7	28.4	29.3	30.3	31.2	31.7	32.7
24. NAVY-ELYERS-64--	31.44	2.10	6.68%	1529	27.6	28.5	28.9	29.8	31.2	32.9	34.4	35.2	36.2
86. R.O.K.A.F. PILOTS	27.59	1.40	5.07%	264		25.6	26.0	26.7	27.6	28.4	29.4	29.8	
150. BITRAGION-MENTION ARC.....													
18. USAF FLY PRSNL*50	32.33	1.23	3.80%	4000	29.5	30.4	30.8	31.5	32.3	33.2	33.9	34.4	35.3
19. USAF SURVEY 1965	31.41	1.44	4.58%	3869	28.1	29.1	29.6	30.4	31.4	32.4	33.3	33.9	34.8
20. OFFICERS---1965	32.36	1.27	3.92%	549	29.5	30.3	30.7	31.5	32.4	33.2	34.0	34.5	35.2
21. ENLISTED MEN*65	31.80	1.37	4.31%	792	28.5	29.6	30.1	30.9	31.8	32.7	33.6	34.1	35.0

ENGLISH VALUES		STD DEV	COEF OF V	-N-	1ST	5TH	10TH	25TH	50TH	75TH	90TH	95TH	99TH
144. BITRAGION-CORONAL ARC-CONTINUED													
25. USAF FLY PRSNL '67	14.08	.50	3.55%	2420	12.9	13.3	13.4	13.7	14.1	14.4	14.7	14.9	15.3
26. STUDENT PLT '67	14.05	.48	3.42%	505	13.0	13.3	13.5	13.7	14.0	14.4	14.7	14.9	15.2
27. RATED PILOTS '67	14.09	.49	3.48%	1187	12.9	13.3	13.5	13.8	14.1	14.4	14.7	14.9	15.3
28. SOT NAVIGAT '67	14.11	.53	3.76%	188	13.2	13.4	13.4	13.8	14.1	14.5	14.8	15.0	15.4
29. RTO NAVIGAT '67	14.07	.51	3.62%	505	12.9	13.2	13.4	13.7	14.1	14.4	14.7	15.0	15.4
34. ARMY AVIATORS '59	13.91	.45	3.24%	500	13.1	13.3	13.3	13.6	13.9	14.2	14.5	14.7	15.1
36. ARMY AVIATORS '61	13.98	.48	3.43%	1482	13.2	13.4	13.4	13.7	14.0	14.3	14.6	14.8	15.2
48. NATO SURVEY-60/61	14.04	.50	3.56%	3325	12.9	13.2	13.4	13.7	14.0	14.4	14.7	14.9	15.3
49. TURKISH MIL. '60	14.03	.51	3.64%	912	12.9	13.2	13.4	13.7	14.0	14.4	14.7	14.9	15.3
50. GREEK MILIT '61	14.11	.50	3.54%	1471	13.0	13.3	13.4	13.8	14.1	14.5	14.8	14.9	15.3
51. ITALIAN MIL. '61	14.00	.49	3.50%	1342	12.9	13.2	13.4	13.7	14.0	14.3	14.6	14.8	15.1
53. FRENCH ARMY	13.76	.51	3.71%	794	13.0	13.1	13.1	13.5	13.8	14.1	14.4	14.6	15.0
54. FRENCH PILOTS	13.91	.41	2.95%	65	13.4	13.4	13.4	13.6	13.9	14.2	14.4	14.5	14.9
55. FRENCH STUD PILOT	13.87	.48	3.46%	141	13.1	13.4	13.4	13.5	13.8	14.2	14.5	14.6	15.0
56. FRENCH NAVY -I	13.79	.50	3.63%	212	13.0	13.2	13.2	13.5	13.8	14.1	14.4	14.6	15.0
57. FRENCH NAVY -II	13.83	.49	3.54%	100	13.0	13.2	13.2	13.5	13.8	14.2	14.4	14.6	15.0
59. GERMAN AVIATORS	13.91	.56	4.03%	1046	12.5	13.0	13.2	13.5	13.9	14.3	14.7	14.9	15.3
60. GERMAN 20 YR OLDS	14.17	.51	3.60%	7144	13.4	13.4	13.5	13.8	14.2	14.4	14.8	15.0	15.4
61. GERMANS/25-40 YRS	13.78	.51	3.70%	2643	12.8	13.1	13.1	13.5	13.8	14.1	14.5	14.6	15.0
62. CANADIAN MILIT '64	13.94	.54	3.87%	565	13.0	13.2	13.2	13.6	14.0	14.3	14.6	14.8	15.2
65. ROYAL ARMOR CORP	13.83	.53	3.83%	503	13.1	13.1	13.1	13.5	13.8	14.1	14.4	14.7	15.1
66. ROYAL AIR FORCE	13.91	.49	3.52%	2000	12.8	13.1	13.3	13.6	13.9	14.2	14.5	14.7	15.1
70. NEW ZEALAND AIRF.	14.44	.50	3.46%	238	(13.6)	(13.6)	(14.1)	(14.1)	(14.2)	(14.8)	(15.3)	(15.7)	(16.2)
77. FRENCH YOUNG MEN	13.82	.52	3.76%	2000	(13.0)	(13.0)	(13.5)	(13.5)	(14.0)	(14.5)	(15.0)	(15.5)	(16.0)
80. JAPANESE AIRFORCE	14.59	.65	4.46%	1176	13.5	13.7	13.7	14.2	14.6	15.0	15.4	15.6	16.0
81. JAPAN AF PILOTS	14.65	.70	4.78%	210	13.5	13.7	13.7	14.2	14.6	15.0	15.4	15.6	16.0
82. JAPAN AF NAVIG	14.60	.63	4.32%	538	13.5	13.7	13.7	14.2	14.6	15.0	15.4	15.6	16.0
146. BITRAGION-CRINION ARC.....													
18. USAE-ELY-PRSNL '50	13.04	.51	3.91%	4000	11.9	12.2	12.4	12.7	13.0	13.4	13.7	13.9	14.2
86. R.O.K.A.F. PILOTS	13.36	.73	5.46%	254	12.1	12.4	12.4	12.9	13.4	13.8	14.3	14.6	15.0
148. BITRAGION-INION ARC.....													
18. USAF FLY PRSNL '50	11.56	.53	4.58%	4000	10.5	10.8	10.9	11.2	11.5	11.9	12.3	12.5	12.9
24. NAVY-ELYERS '64-	12.38	.83	6.70%	1529	10.9	11.2	11.4	11.8	12.3	12.9	13.6	13.9	14.3
86. R.O.K.A.F. PILOTS	10.66	.55	5.06%	254	10.1	10.1	10.2	10.5	10.9	11.2	11.6	11.7	12.1
150. BITRAGION-MENTON ARC.....													
18. USAF FLY PRSNL '50	12.73	.49	3.85%	4000	11.6	12.0	12.1	12.4	12.7	13.1	13.4	13.6	13.9
19. USAF SURVEY 1965	12.36	.57	4.61%	3859	11.1	11.5	11.7	12.0	12.4	12.8	13.1	13.3	13.7
20. OFFICERS---1965	12.74	.50	3.92%	549	11.6	11.9	12.1	12.4	12.7	13.1	13.4	13.6	13.9
21. ENLISTED MEN '65	12.52	.54	4.31%	792	11.2	11.7	11.9	12.2	12.5	12.9	13.2	13.4	13.8

METRIC VALUES	MEAN	STD DEV	COEF OF V	-V-	1ST	5TH	10TH	25TH	50TH	PERCENTILES	75TH	90TH	95TH	99TH
150. BITRAGION-MENTION ARC-CONTINUED														
23. BASIC TRAINEE65	31.08	1.37	4.41%	2527	28.0	28.9	29.4	30.1	31.0	32.0	32.0	32.9	33.4	34.5
24. NAVY FLYERS '64	32.21	1.27	3.94%	1529	29.0	30.1	30.6	31.4	32.2	33.0	33.0	33.8	34.3	35.2
25. USAF FLY PRSNL '67	32.65	1.24	3.80%	2420	29.9	30.6	31.0	31.8	32.6	33.5	33.5	34.3	34.7	35.4
26. STUDENT PLT '67	32.32	1.25	3.87%	505	29.5	30.3	30.7	31.4	32.3	33.2	33.2	34.0	34.4	35.1
27. RATED PILOTS '67	32.78	1.20	3.66%	1187	30.0	30.8	31.2	32.0	32.8	33.6	33.6	34.4	34.8	35.5
28. SDF NAVIGAT '67	32.52	1.27	3.91%	188	30.5	30.5	30.9	31.6	32.5	33.4	33.4	34.2	34.7	35.6
29. RTO NAVIGAT '67	32.71	1.24	3.79%	505	30.2	30.8	31.1	31.8	32.7	33.5	33.5	34.4	34.8	35.8
34. ARMY AVIATORS '59	32.20	1.16	3.60%	500	30.2	30.2	30.7	31.4	32.2	33.0	33.0	33.7	34.0	35.2
48. NATO SURVEY-60/61	32.12	1.25	3.85%	3325	29.2	30.1	30.5	31.3	32.2	33.0	33.0	33.8	34.2	35.2
49. TURKISH MIL. '60	31.71	1.21	3.82%	912	28.7	29.6	30.1	30.9	31.8	32.6	32.6	33.3	33.8	34.6
50. GREEK MILIT '61	32.01	1.23	3.84%	1071	29.3	30.1	30.5	31.2	32.0	32.9	32.9	33.7	34.1	34.9
51. ITALIAN MIL. '61	32.49	1.19	3.66%	1342	29.9	30.5	31.0	31.7	32.5	33.3	33.3	34.0	34.5	35.6
53. FRENCH ARMY	31.82	1.27	3.99%	794	29.7	30.7	30.3	31.1	31.9	32.6	32.6	33.4	33.9	
54. FRENCH PILOTS	32.58	1.09	3.35%	65	31.0	31.0	31.5	31.7	32.8	33.2	33.2	34.0	34.5	
55. FRENCH STUD PILOT	31.52	1.24	3.93%	101	29.8	29.8	30.2	30.7	31.4	32.4	32.4	33.1	33.8	
56. FRENCH NAVY -I	31.86	1.23	3.86%	212	29.8	30.6	30.5	31.0	31.8	32.6	32.6	33.5	34.1	
57. FRENCH NAVY -II	32.68	1.37	4.19%	100	30.6	30.6	30.9	31.8	32.6	33.6	33.6	34.5	35.0	
59. GERMAN AVIATORS	32.16	1.52	4.73%	1006	28.1	29.5	30.2	31.2	32.2	33.2	33.2	34.0	34.6	35.7
77. FRENCH YOUNG MEN	31.46	1.21	3.85%	2000	(29.5)	(29.5)	(30.6)	(30.6)	(32.0)	(32.3)	(32.3)	(33.5)	(33.5)	
83. JAPANESE PILOTS	31.96	1.21	3.79%	236	30.0	30.0	30.3	31.1	32.0	32.8	32.8	33.5	33.8	
86. R.O.K.A.F. PILOTS	31.73	1.51	4.76%	264	29.4	29.4	29.2	30.7	31.7	32.8	32.8	33.5	34.3	
152. BITRAGION-MINIMUM FRONTAL ARC.....														
18. USAF FLY PRSNL '50	30.48	1.05	3.44%	4000	28.1	28.8	29.1	29.8	30.5	31.2	31.2	31.8	32.2	33.0
19. USAF SURVEY 1965	30.48	1.11	3.64%	3859	28.0	28.7	29.1	29.7	30.5	31.2	31.2	31.9	32.3	33.2
20. OFFICERS---1965	30.95	1.08	3.49%	549	28.8	29.3	29.6	30.2	30.9	31.7	31.7	32.4	32.9	33.6
21. ENLISTED MEN '65	30.51	1.10	3.61%	732	28.0	28.7	29.1	29.8	30.5	31.3	31.3	31.9	32.3	33.0
23. BASIC TRAINEE65	30.36	1.09	3.59%	2527	27.9	28.6	29.0	29.6	30.4	31.1	31.1	31.8	32.2	33.1
24. NAVY FLYERS '64	30.21	1.09	3.61%	1529	27.7	28.5	28.8	29.5	30.2	30.9	30.9	31.6	32.0	33.0
25. USAF FLY PRSNL '67	30.81	1.00	3.25%	2420	28.5	29.2	29.5	30.1	30.8	31.5	31.5	32.1	32.5	33.2
26. STUDENT PLT '67	30.63	.95	3.10%	505	28.6	29.1	29.4	30.0	30.6	31.3	31.3	31.9	32.2	32.9
27. RATED PILOTS '67	30.91	.99	3.20%	1187	28.7	29.4	29.7	30.2	30.9	31.5	31.5	32.2	32.6	33.3
28. SDF NAVIGAT '67	30.69	1.05	3.42%	188	28.7	28.8	29.3	30.0	30.8	31.5	31.5	32.0	32.2	33.2
29. RTO NAVIGAT '67	30.79	.99	3.22%	505	28.4	29.1	29.5	30.1	30.8	31.5	31.5	32.0	32.4	33.2
34. ARMY AVIATORS '59	30.55	1.01	3.31%	500	28.9	28.9	29.2	29.7	30.4	31.2	31.2	31.7	32.2	32.8
48. NATO SURVEY-60/61	30.24	1.07	3.54%	3007	27.7	28.5	28.9	29.5	30.2	31.0	31.0	31.6	32.0	32.5
49. TURKISH MIL. '60	29.93	1.06	3.54%	594	27.5	28.2	28.5	29.2	29.9	30.6	30.6	31.3	31.7	32.5
50. GREEK MILIT '61	30.20	1.07	3.54%	1071	27.8	28.4	28.8	29.5	30.2	30.9	30.9	31.6	32.0	32.8
51. ITALIAN MIL. '61	30.48	1.02	3.35%	1342	27.9	28.8	29.2	29.8	30.5	31.1	31.1	31.8	32.2	32.9
53. FRENCH ARMY	29.45	1.09	3.70%	794	27.8	28.8	29.2	29.8	30.5	31.2	31.2	31.8	32.2	32.9
54. FRENCH PILOTS	30.19	.97	3.21%	65	28.7	28.7	29.0	29.5	30.2	30.8	30.8	31.5	32.0	32.5
55. FRENCH STUD PILOT	29.75	.96	3.23%	101	28.5	28.5	28.5	29.0	29.7	30.3	30.3	31.0	31.5	

ENGLISH VALUES	MEAN	STD DEV	COEF OF V	-N-	1ST	5TH	10TH	25TH	50TH	75TH	90TH	95TH	99TH
150. BITRAGON-MENTON ARC-CONTINUED													
23. BASIC TRAINEE65	12.23	.54	4.42%	2527	11.0	11.4	11.6	11.9	12.2	12.6	12.9	13.2	13.6
24. NAVY FLYERS '64	12.68	.50	3.94%	1529	11.4	11.9	12.1	12.4	12.7	13.0	13.3	13.5	13.8
25. USAF FLY PRSNL '67	12.85	.49	3.81%	2420	11.8	12.1	12.2	12.5	12.9	13.2	13.5	13.7	14.0
26. STUDENT PLT '67	12.72	.49	3.85%	505	11.6	11.9	12.1	12.4	12.7	13.1	13.4	13.6	13.8
27. RATED PILOTS '67	12.91	.47	3.64%	1187	11.8	12.1	12.3	12.6	12.9	13.2	13.5	13.7	14.0
28. SDT NAVIGAT '67	12.80	.50	3.91%	188	11.9	12.0	12.2	12.5	12.8	13.2	13.5	13.6	14.1
29. RTO NAVIGAT '67	12.88	.49	3.83%	505	11.9	12.1	12.4	12.7	13.0	13.3	13.4	13.5	13.9
34. ARMY AVIATORS '59	12.68	.46	3.63%	500	11.5	11.8	12.0	12.3	12.7	13.0	13.3	13.5	13.8
48. NATO SURVEY-60/61	12.65	.49	3.87%	3325	11.3	11.7	11.9	12.2	12.5	12.8	13.1	13.3	13.6
49. TURKISH MIL. '60	12.48	.48	3.85%	912	11.5	11.8	12.0	12.3	12.6	13.0	13.3	13.4	13.8
50. GREEK MILIT '61	12.60	.48	3.81%	1071	11.8	12.0	12.2	12.5	12.8	13.1	13.4	13.6	14.0
51. ITALIAN MIL. '61	12.79	.47	3.67%	1342	11.8	12.0	12.2	12.5	12.8	13.1	13.4	13.6	14.0
53. FRENCH ARMY	12.53	.50	3.99%	794	11.7	11.9	12.2	12.5	12.8	13.1	13.4	13.6	14.0
54. FRENCH PILOTS	12.83	.43	3.35%	65	12.2	12.4	12.5	12.9	13.1	13.4	13.6	13.8	14.1
55. FRENCH STUD PILOT	12.41	.49	3.95%	101	11.7	11.9	12.1	12.4	12.7	13.0	13.3	13.5	13.8
56. FRENCH NAVY - I	12.54	.48	3.83%	212	11.7	12.0	12.2	12.5	12.8	13.1	13.4	13.6	14.0
57. FRENCH NAVY - II	12.87	.54	4.20%	100	12.0	12.2	12.5	12.8	13.1	13.4	13.6	13.8	14.1
59. GERMAN AVIATORS	12.66	.60	4.74%	1006	11.1	11.6	11.9	12.3	12.7	13.1	13.4	13.6	14.0
77. FRENCH YOUNG MEN	12.39	.48	3.87%	2000	(11.6)	(11.6)	(12.1)	(12.1)	(12.6)	(12.9)	(13.2)	(13.5)	(13.8)
83. JAPANESE PILOTS	12.58	.48	3.82%	236	11.8	12.0	12.2	12.5	12.8	13.1	13.4	13.6	14.0
86. R.O.K.A.F. PILOTS	12.49	.59	4.72%	254	11.6	11.7	12.1	12.5	12.9	13.2	13.5	13.8	14.1
152. BITRAGON-MINIMUM FRONTAL ARC.....													
18. USAF FLY PRSNL '50	12.00	.41	3.42%	4000	11.1	11.3	11.5	11.7	12.0	12.3	12.5	12.7	13.0
19. USAF SURVEY 1965	12.00	.44	3.67%	3859	11.0	11.3	11.5	11.7	12.0	12.3	12.5	12.7	13.0
20. OFFICERS---1965	12.19	.43	3.53%	549	11.3	11.5	11.7	11.9	12.2	12.5	12.8	12.9	13.2
21. ENLISTED MEN '65	12.01	.43	3.58%	792	11.0	11.3	11.5	11.7	12.0	12.3	12.5	12.7	13.0
23. BASIC TRAINEE65	11.95	.43	3.64%	2527	11.0	11.3	11.4	11.7	12.0	12.2	12.5	12.7	13.0
24. NAVY FLYERS '64	11.89	.43	3.62%	1529	10.9	11.2	11.4	11.6	11.9	12.2	12.4	12.6	13.0
25. USAF FLY PRSNL '67	12.13	.39	3.22%	2420	11.2	11.5	11.6	11.9	12.1	12.3	12.6	12.8	13.1
26. STUDENT PLT '67	12.06	.37	3.07%	505	11.3	11.5	11.6	11.9	12.2	12.4	12.7	12.8	13.1
27. RATED PILOTS '67	12.17	.39	3.20%	1187	11.3	11.6	11.7	11.9	12.2	12.4	12.6	12.7	13.1
28. SDT NAVIGAT '67	12.08	.41	3.39%	188	11.4	11.5	11.5	11.8	12.1	12.4	12.6	12.7	13.1
29. RTO NAVIGAT '67	12.12	.39	3.22%	505	11.2	11.5	11.6	11.9	12.1	12.4	12.6	12.7	13.1
34. ARMY AVIATORS '59	12.03	.40	3.33%	500	11.4	11.5	11.5	11.7	12.0	12.3	12.5	12.7	13.0
48. NATO SURVEY-60/61	11.91	.42	3.53%	3007	10.9	11.2	11.4	11.6	11.9	12.2	12.4	12.6	12.9
49. TURKISH MIL. '60	11.79	.42	3.56%	594	10.8	11.1	11.2	11.5	11.8	12.1	12.3	12.5	12.8
50. GREEK MILIT '61	11.89	.42	3.53%	1071	11.0	11.2	11.3	11.6	11.9	12.2	12.4	12.6	12.9
51. ITALIAN MIL. '61	12.00	.40	3.33%	1342	11.0	11.4	11.5	11.7	12.0	12.3	12.5	12.7	13.0
53. FRENCH ARMY	11.59	.43	3.71%	794	10.9	11.0	11.3	11.6	11.9	12.1	12.3	12.5	12.8
54. FRENCH PILOTS	11.89	.38	3.20%	65	11.3	11.4	11.4	11.6	11.9	12.1	12.4	12.6	12.9
55. FRENCH STUD PILOT	11.71	.38	3.25%	101	11.2	11.2	11.4	11.7	12.0	12.3	12.5	12.7	13.0

METRIC VALUES	MEAN	STD DEV	COEF OF V	-N-	1ST	5TH	10TH	25TH	50TH	75TH	90TH	95TH	99TH
152. BITRAGION-MINIMUM FRONTAL ARC-CONTINUED													
56.FRENCH NAVY -I	29.63	1.00	3.37%	212		28.0	28.5	29.0	29.7	30.4	30.9	31.1	
57.FRENCH NAVY -II	30.38	1.07	3.52%	100		28.9	29.1	29.7	30.4	30.9	31.9	32.1	
59.GERMAN AVIATORS	30.45	1.63	5.35%	1006	26.9	27.9	28.4	29.4	30.4	31.5	32.5	33.2	34.7
77.FRENCH YOUNG MEN	29.40	1.07	3.64%	2000	(27.6)			(28.7)	(30.1)			(31.2)	
80.JAPANESE AIRFORCE	31.42	1.20	3.82%	1176		29.6	30.0	30.6	31.4	32.2	33.0	33.5	
81. JAPAN AF PILOTS	31.58	1.19	3.77%	210		29.8	30.2	30.7	31.5	32.3	33.1	33.7	
82. JAPAN AF NAVIG	31.42	1.18	3.76%	538		29.7	30.0	30.6	31.3	32.1	33.0	33.5	
83.JAPANESE PILOTS	31.60	1.10	3.48%	174		29.7	30.2	30.8	31.6	32.4	33.0	33.4	
86.R.O.K.A.F. PILOTS	31.24	1.67	5.35%	264		28.2	29.1	30.3	31.4	32.2	33.1	33.4	
154. BITRAGION-POSTERIOR ARC.....													
18.USAF FLY PRSNL*50	27.09	1.17	4.32%	4000	24.5	25.2	25.6	26.3	27.1	27.8	28.6	29.1	30.0
19.USAF SURVEY 1965	25.49	1.39	5.45%	3869	22.5	23.4	23.8	24.5	25.4	26.4	27.4	27.9	28.9
20. OFFICERS----1965	26.74	1.14	4.26%	549	24.1	24.8	25.3	26.0	26.8	27.5	28.2	28.6	29.4
21. ENLISTED MEN*65	26.11	1.32	5.06%	732	22.9	24.0	24.5	25.3	26.1	27.0	27.8	28.4	29.4
23. BASIC TRAINEE65	25.03	1.21	4.83%	2527	22.3	23.1	23.5	24.2	25.0	25.8	26.6	27.1	28.1
25.USAF FLY PRSNL*67	29.45	1.49	5.06%	2420	26.4	27.2	27.6	28.4	29.3	30.4	31.5	32.1	33.3
26. STUDENT PLT *67	28.88	1.30	4.50%	505	26.1	26.9	27.3	28.0	28.8	29.7	30.6	31.2	32.4
27. RATED PILOTS*67	29.54	1.47	4.98%	1187	26.5	27.3	27.7	28.5	29.4	30.5	31.5	32.1	33.3
28. SDT NAVIGAT *67	29.73	1.60	5.38%	188		27.3	27.8	28.7	29.6	30.7	31.9	32.6	
29.---RIQ NAVIGAT*62	29.63	1.53	5.16%	505	26.6	27.3	27.7	28.5	29.5	30.7	31.7	32.4	33.4
48.NATO SURVEY-60/61	26.23	1.07	4.08%	3325	23.8	24.5	24.9	25.5	26.2	26.9	27.6	28.0	28.8
49. TURKISH MIL.*60	26.03	1.15	4.42%	912	23.5	24.2	24.6	25.2	26.0	26.8	27.5	28.0	28.9
50. GREEK MILIT *61	26.01	1.01	3.88%	1071	23.7	24.4	24.7	25.3	26.0	26.7	27.4	27.7	28.5
51. ITALIAN MIL.*61	26.48	1.03	3.89%	1342	24.2	24.8	25.2	25.8	26.5	27.2	27.8	28.2	28.9
59.GERMAN AVIATORS	27.86	1.52	5.46%	1006	24.2	25.5	26.0	26.8	27.8	28.8	29.9	30.6	31.7
77.FRENCH YOUNG MEN	26.77	1.19	4.45%	2000	(24.8)			(26.0)	(27.6)			(28.7)	
86.R.O.K.A.F. PILOTS	26.65	1.87	7.02%	264	24.5	25.0	25.0	26.0	27.3	28.6	30.0	30.5	
156. BITRAGION-SUBMANDIBULAR ARC.....													
13.AIR TRAFFIC CNTRL	31.76	1.28	4.03%	477		29.4	29.9	30.5	31.4	32.4	33.1	33.6	
18.USAF FLY PRSNL*50	30.62	1.54	5.03%	4000	27.2	28.1	28.7	29.6	30.6	31.6	32.6	33.2	34.4
19.USAF SURVEY 1965	29.29	1.67	5.70%	3869	25.8	26.7	27.2	28.1	29.2	30.4	31.5	32.2	33.4
20. OFFICERS----1965	30.72	1.44	4.69%	549	27.5	28.3	28.8	29.7	30.8	31.7	32.5	33.1	34.1
21. ENLISTED MEN*65	29.97	1.65	5.51%	732	26.5	27.3	27.9	28.9	30.0	31.0	32.0	32.7	34.3
23. BASIC TRAINEE65	28.77	1.45	5.04%	2525	25.6	26.4	26.9	27.8	28.7	29.7	30.6	31.2	32.5
24.NAVY FLYERS *64	31.22	1.41	4.52%	1529	27.9	28.9	29.4	30.3	31.2	32.2	33.1	33.5	34.3
25.USAF FLY PRSNL*67	30.98	1.58	5.10%	2420	27.5	28.4	28.9	29.9	31.0	32.1	33.0	33.6	34.8
26. STUDENT PLT *67	30.37	1.44	4.74%	505	27.2	28.0	28.5	29.4	30.4	31.4	32.2	32.8	33.7
27. RATED PILOTS*67	31.22	1.52	4.87%	1187	28.0	28.7	29.2	30.1	31.2	32.3	33.2	33.7	34.8
28. SDT NAVIGAT *67	31.08	1.65	5.31%	188		28.3	28.9	29.9	31.1	32.2	33.3	33.9	
29. RTO NAVIGAT *67	31.00	1.64	5.29%	505	27.2	28.3	28.9	29.9	31.0	32.0	33.0	33.7	35.3

ENGLISH VALUES	MEAN	STD DEV	COEF OF V	1ST	5TH	10TH	25TH	50TH	75TH	90TH	95TH	99TH
152. BITRAGION-MINIMUM FRONTAL ARC-CONTINUED												
56.FRENCH NAVY -I	11.67	.39	3.34% 212		11.0	11.2	11.4	11.7	12.0	12.2	12.2	
57.FRENCH NAVY -II	11.96	.42	3.51% 100		11.4	11.5	11.7	12.0	12.2	12.6	12.6	
59.GERMAN AVIATORS	11.99	.64	5.34% 1006	10.6	11.0	11.2	11.6	12.0	12.4	12.8	13.1	13.7
77.FRENCH YOUNG MEN	11.57	.42	3.63% 2000	(10.9)	(11.3)	(11.9)	(12.3)	(12.7)	(12.9)	(13.3)	(13.7)	
80.JAPANESE AIRFORCE	12.37	.47	3.80% 1176		11.7	11.8	12.0	12.4	12.7	13.0	13.2	
81. JAPAN AF PILOTS	12.43	.47	3.78% 210		11.7	11.9	12.1	12.4	12.7	13.0	13.3	
82. JAPAN AF NAVIG	12.37	.46	3.72% 538		11.7	11.8	12.0	12.3	12.6	13.0	13.2	
83.JAPANESE PILOTS	12.44	.43	3.46% 174		11.7	11.9	12.1	12.4	12.8	13.0	13.1	
86.R.O.K.A.F. PILOTS	12.29	.60	5.37% 264		11.1	11.4	11.9	12.4	12.7	13.0	13.2	
154. BITRAGION-POSTERIOR ARC.....												
18.USAF FLY PRSNL'50	10.66	.46	4.32% 4000	9.7	9.9	10.1	10.4	10.7	11.0	11.3	11.4	11.8
19.USAF SURVEY 1965	10.04	.55	5.48% 3869	8.9	9.2	9.4	9.7	10.0	10.4	10.8	11.0	11.4
20. OFFICERS---1965	10.53	.45	4.27% 549	9.5	9.8	10.0	10.2	10.5	10.8	11.1	11.3	11.6
21. ENLISTED MEN'65	10.28	.52	5.06% 792	9.0	9.4	9.6	9.9	10.3	10.6	11.0	11.2	11.6
23. BASIC TRAINEES	9.85	.47	4.77% 2527	8.8	9.1	9.3	9.5	9.9	10.2	10.5	10.7	11.1
25.USAF FLY PRSNL'67	11.59	.59	5.09% 2420	10.4	10.7	10.9	11.2	11.6	12.0	12.4	12.6	13.1
26. STUDENT PLT '67	11.37	.51	4.49% 505	10.3	10.6	10.7	11.0	11.3	11.7	12.1	12.3	12.8
27. RATED PILOTS'67	11.63	.58	4.99% 1187	10.4	10.8	10.9	11.2	11.6	12.0	12.4	12.7	13.1
28. SOT NAVIGAT '67	11.70	.63	5.38% 188	10.7	11.1	11.3	11.7	12.1	12.5	12.9	13.1	
29.---BIQ NAVIGAT'62	11.66	.60	5.15% 505	10.5	10.8	10.9	11.2	11.6	12.1	12.5	12.7	13.1
48.NATO SURVEY-60/61	10.33	.42	4.07% 3325	9.4	9.6	9.8	10.0	10.3	10.6	10.9	11.0	11.3
49. TURKISH MIL.'60	10.25	.45	4.39% 912	9.3	9.5	9.7	9.9	10.2	10.5	10.8	11.0	11.4
50. GREEK MILIT '61	10.24	.40	3.91% 1071	9.3	9.6	9.7	10.0	10.2	10.5	10.8	10.9	11.2
51. ITALIAN MIL.'61	10.43	.40	3.84% 1342	9.5	9.8	9.9	10.1	10.4	10.7	11.0	11.1	11.4
59.GERMAN AVIATORS	10.97	.60	5.47% 1006	9.5	10.0	10.3	10.6	10.9	11.4	11.8	12.0	12.5
77.FRENCH YOUNG MEN	10.54	.47	4.46% 2000	(9.8)	(10.2)	(10.6)	(11.0)	(11.4)	(11.8)	(12.2)	(12.6)	
86.R.O.K.A.F. PILOTS	10.49	.74	7.05% 264	9.7	9.8	10.2	10.7	11.3	11.8	12.0	12.0	
156. BITRAGION-SUBMANDIBULAR ARC.....												
13.AIK TRAFFIC CNTRL	12.51	.50	4.00% 477		11.6	11.8	12.0	12.4	12.7	13.1	13.2	
18.USAF FLY PRSNL'50	12.06	.61	5.06% 4000	10.7	11.1	11.3	11.6	12.0	12.5	12.8	13.1	13.6
19.USAF SURVEY 1965	11.53	.66	5.72% 3859	10.1	10.5	10.7	11.1	11.5	12.0	12.4	12.7	13.2
20. OFFICERS---1965	12.10	.57	4.71% 549	10.8	11.1	11.3	11.7	12.1	12.5	12.8	13.0	13.4
21. ENLISTED MEN'65	11.80	.65	5.51% 792	10.5	10.8	11.0	11.4	11.8	12.2	12.6	12.9	13.5
23. BASIC TRAINEES	11.33	.57	5.03% 2527	10.1	10.4	10.6	10.9	11.3	11.7	12.1	12.3	12.8
24.NAVY FLYERS '64	12.29	.56	4.56% 1529	11.0	11.4	11.6	11.9	12.3	12.7	13.0	13.2	13.5
25.USAF FLY PRSNL'67	12.20	.62	5.08% 2420	10.8	11.2	11.4	11.8	12.2	12.6	13.0	13.2	13.7
26. STUDENT PLT '67	11.96	.57	4.77% 505	10.7	11.0	11.2	11.6	12.0	12.3	12.7	12.9	13.3
27. RATED PILOTS'67	12.29	.60	4.88% 1187	11.0	11.3	11.5	11.9	12.3	12.7	13.1	13.3	13.7
28. SOT NAVIGAT '67	12.24	.65	5.31% 188	11.0	11.2	11.4	11.8	12.2	12.6	13.0	13.3	13.9
29. RTO NAVIGAT '67	12.20	.65	5.33% 505	10.7	11.1	11.4	11.8	12.2	12.6	13.0	13.3	13.9

METRIC VALUES	MEAN	STD DEV	COEF OF V	1ST	5TH	10TH	25TH	50TH	75TH	90TH	95TH	99TH
-156. BITRAGON-SUBMANDIBULAR ARC-CONTINUED												
48. NATO SURVEY-60/61	30.37	1.42	4.68%	27.1	28.1	28.6	29.4	30.4	31.3	32.2	32.8	34.0
49. TURKISH MIL.'60	30.00	1.37	4.57%	26.6	27.7	28.3	29.1	30.0	30.9	31.7	32.2	33.3
50. GREEK MILIT.'61	30.12	1.35	4.48%	27.0	28.0	28.5	29.2	30.1	31.0	31.9	32.5	33.5
51. ITALIAN MIL.'61	30.74	1.41	4.59%	27.4	28.5	29.0	29.8	30.7	31.6	32.6	33.2	34.3
53. FRENCH ARMY	29.79	1.35	4.55%		27.6	28.0	28.8	29.8	30.7	31.4	31.9	
54. FRENCH PILOTS	30.62	1.30	4.25%		28.8	29.2	29.7	30.7	31.7	32.3	32.5	
55. FRENCH STUD PILOT	29.23	1.33	4.55%		27.5	27.6	28.3	29.2	30.0	30.8	31.7	
56. FRENCH NAVY -I	29.60	1.28	4.30%		27.9	28.3	28.9	29.7	30.6	31.5	32.1	
57. FRENCH NAVY -II	30.57	1.30	4.25%		28.5	29.0	29.8	30.6	31.5	32.0	32.8	
59. GERMAN AVIATORS	30.62	1.72	5.62%	26.2	27.8	28.5	29.5	30.6	31.8	32.8	33.4	34.5
77. FRENCH YOUNG MEN	29.10	1.30	4.47%	(27.0)		(28.2)		(30.0)		(31.2)		
80. JAPANESE AIRFORCE	30.57	1.70	5.56%		27.7	28.4	29.5	30.6	31.8	32.8	33.3	
81. JAPAN AF PILOTS	31.03	1.44	4.64%		28.6	29.2	30.1	31.1	32.1	32.9	33.3	
82. JAPAN AF NAVIG	30.58	1.79	5.85%		27.7	28.3	29.4	30.6	31.8	32.9	33.5	
86. R.O.K.A.F. PILOTS	29.67	1.67	5.59%		27.2	27.9	28.8	29.8	30.8	31.9	32.5	
158. BITRAGON-SUBNASAL ARC.....												
18. USAF FLY PRSNL '50	28.98	1.07	3.69%	26.6	27.3	27.6	28.3	29.0	29.7	30.4	30.8	31.5
19. USAF SURVEY 1965	28.70	1.17	4.08%	26.1	26.8	27.2	27.9	28.7	29.4	30.2	30.7	31.7
20. OFFICERS---1965	29.24	1.11	3.80%	26.6	27.5	27.9	28.5	29.2	30.0	30.7	31.1	32.0
21. ENLISTED MEN '65	28.85	1.17	4.06%	26.2	27.0	27.4	28.0	28.8	29.6	30.4	30.9	31.7
23. BASIC TRAINEE '65	28.54	1.14	3.99%	26.1	26.7	27.1	27.7	28.5	29.3	30.0	30.5	31.5
24. NAVY FLYERS '64	28.68	1.06	3.70%	26.2	27.0	27.4	28.0	28.6	29.4	30.1	30.5	31.3
25. USAF FLY PRSNL '67	29.31	1.02	3.48%	27.0	27.6	28.0	28.6	29.3	30.0	30.6	31.0	31.7
26. STUDENT PLT '67	29.12	1.04	3.57%	26.7	27.4	27.8	28.4	29.1	29.8	30.4	30.8	31.7
27. RATED PILOTS '67	29.40	1.01	3.44%	27.1	27.7	28.1	28.7	29.4	30.1	30.7	31.1	31.8
28. SOT NAVIGAT '67	29.20	1.04	3.56%		27.5	27.9	28.5	29.2	29.9	30.6	30.9	
29. NATO NAVIGAT '62	29.34	1.01	3.44%	27.0	27.7	28.1	28.7	29.4	30.0	30.7	31.0	31.6
48. NATO SURVEY-60/61	28.74	1.06	3.69%	26.3	27.0	27.4	28.0	28.7	29.5	30.1	30.5	31.2
49. TURKISH MIL.'60	28.42	1.08	3.80%	25.9	26.6	27.0	27.7	28.4	29.1	29.8	30.2	30.9
50. GREEK MILIT.'61	28.64	1.03	3.60%	26.4	27.0	27.3	27.9	28.6	29.3	30.0	30.4	31.1
51. ITALIAN MIL.'61	29.05	1.00	3.44%	26.7	27.4	27.8	28.4	29.0	29.7	30.3	30.7	31.5
53. FRENCH ARMY	28.50	1.05	3.68%		26.8	27.1	27.8	28.6	29.2	29.8	30.3	
54. FRENCH PILOTS	29.14	.96	3.29%		27.5	28.0	28.5	29.1	29.8	30.5	30.8	
55. FRENCH STUD PILOT	28.51	.99	3.47%		27.1	27.3	27.9	28.5	29.1	29.8	30.5	
56. FRENCH NAVY -I	28.57	1.03	3.61%		26.8	27.4	27.8	28.7	29.3	29.9	30.2	
57. FRENCH NAVY -II	29.32	.99	3.38%		27.8	28.1	28.7	29.3	29.9	30.6	31.1	
59. GERMAN AVIATORS	28.75	1.39	4.83%	25.5	26.4	26.9	27.8	28.8	29.7	30.5	31.0	31.9
77. FRENCH YOUNG MEN	28.15	1.07	3.80%	(26.4)		(27.4)		(28.9)		(29.9)		
80. JAPANESE AIRFORCE	29.77	1.19	4.00%		27.9	28.3	29.3	29.7	30.5	31.3	31.7	
81. JAPAN AF PILOTS	30.09	1.17	3.89%		28.3	28.7	29.3	30.1	30.8	31.5	32.0	
82. JAPAN AF NAVIG	29.74	1.25	4.20%		27.8	28.2	28.9	29.7	30.5	31.3	31.8	

ENGLISH VALUES	MEAN	STD DEV	COEF OF V	-N-	1ST	5TH	10TH	25TH	50TH	75TH	90TH	95TH	99TH
-156a---8118AGION-SUBMANDIBULAR ARC-CONTINUED													
48.NATO SURVEY-60/61	11.90	.50	4.68%	3007	10.7	11.1	11.3	11.6	12.0	12.3	12.7	12.9	13.4
49. TURKISH MIL.*60	11.81	.54	4.57%	594	10.5	10.9	11.1	11.5	11.8	12.2	12.5	12.7	13.1
50. GREEK MILIT.*61	11.86	.53	4.47%	1071	10.6	11.0	11.2	11.5	11.9	12.2	12.6	12.8	13.2
51. ITALIAN MIL.*61	12.10	.56	4.63%	1342	10.8	11.2	11.4	11.7	12.1	12.5	12.8	13.1	13.5
53.FRENCH ARMY	11.69	.53	4.53%	794	10.9	10.9	11.0	11.3	11.7	12.0	12.4	12.6	
54.FRENCH PILOTS	12.06	.51	4.23%	65	11.3	11.3	11.5	11.7	12.1	12.5	12.7	12.8	
55.FRENCH STUD PILOT	11.51	.52	4.52%	101	10.8	10.8	10.9	11.1	11.5	11.8	12.1	12.5	
56.FRENCH NAVY -I	11.73	.50	4.26%	212	11.0	11.0	11.1	11.4	11.7	12.0	12.4	12.6	
57.FRENCH NAVY -II	12.04	.51	4.24%	100	11.2	11.2	11.4	11.7	12.0	12.4	12.6	12.9	
59.GERMAN AVIATORS	12.06	.58	5.64%	1606	10.3	10.9	11.2	11.6	12.1	12.5	12.9	13.2	13.6
77.FRENCH YOUNG MEN	11.46	.51	4.45%	2000	(10.6)	(10.6)	(11.1)	(11.1)	(11.8)	(11.8)	(12.3)	(12.3)	
80.JAPANESE AIRFORCE	12.04	.67	5.56%	1176	10.9	10.9	11.2	11.6	12.0	12.5	12.9	13.1	
81. JAPAN AF PILOTS	12.22	.57	4.66%	210	11.3	11.3	11.5	11.9	12.2	12.6	13.0	13.1	
82. JAPAN AF NAVIG	12.04	.70	5.81%	538	10.9	11.1	11.1	11.6	12.0	12.5	13.0	13.2	
86.R.O.K.A.F. PILOTS	11.76	.66	5.61%	264	10.7	11.0	11.0	11.4	11.7	12.1	12.6	12.8	
158. 8118AGION-SUBNASAL ARC.....													
18.USAF FLY PRSNL*50	11.41	.42	3.68%	4000	10.5	10.7	10.9	11.1	11.4	11.7	12.0	12.1	12.4
19.USAF SURVEY 1965	11.30	.46	4.07%	3869	10.3	10.6	10.7	11.0	11.3	11.6	11.9	12.1	12.5
20. OFFICERS---1965	11.51	.44	3.82%	549	10.5	10.8	11.0	11.2	11.5	11.8	12.1	12.2	12.6
21. ENLISTED MEN*65	11.36	.46	4.05%	792	10.3	10.6	10.8	11.0	11.3	11.7	12.0	12.2	12.5
23. BASIC TRAINEES	11.23	.45	4.01%	2527	10.3	10.5	10.7	10.9	11.2	11.5	11.8	12.0	12.4
24.NAVY FLYERS*64	11.29	.42	3.72%	1529	10.3	10.6	10.8	11.0	11.3	11.6	11.8	12.0	12.3
25.USAF FLY PRSNL*67	11.54	.40	3.47%	2420	10.6	10.9	11.0	11.3	11.5	11.8	12.1	12.2	12.5
26. STUDENT PLT*67	11.45	.41	3.58%	505	10.5	10.8	10.9	11.2	11.5	11.7	12.0	12.1	12.5
27. RATED PILOTS*67	11.58	.40	3.45%	1187	10.7	10.9	11.1	11.3	11.6	11.9	12.1	12.2	12.5
28. SGT NAVIGAT*67	11.50	.41	3.57%	188	10.8	10.8	11.0	11.2	11.5	11.8	12.0	12.2	12.4
29a---8118AGION-SUBNASAL ARC.....	11.55	.40	3.46%	505	10.6	10.9	11.0	11.3	11.6	11.8	12.1	12.2	12.4
48.NATO SURVEY-60/61	11.32	.42	3.71%	3325	10.4	10.6	10.8	11.0	11.3	11.6	11.9	12.0	12.3
49. TURKISH MIL.*60	11.19	.42	3.75%	912	10.2	10.5	10.6	10.9	11.2	11.5	11.7	11.9	12.2
50. GREEK MILIT.*61	11.28	.40	3.55%	1671	10.4	10.6	10.8	11.0	11.3	11.6	11.8	12.0	12.2
51. ITALIAN MIL.*61	11.44	.39	3.41%	1342	10.5	10.8	10.9	11.2	11.4	11.7	11.9	12.1	12.4
53.FRENCH ARMY	11.22	.41	3.65%	794	10.6	10.6	10.7	10.9	11.3	11.5	11.7	11.9	
54.FRENCH PILOTS	11.47	.38	3.31%	65	10.8	10.8	11.0	11.2	11.5	11.7	12.0	12.1	
55.FRENCH STUD PILOT	11.22	.39	3.48%	101	10.7	10.7	10.7	11.0	11.2	11.5	11.7	12.0	
56.FRENCH NAVY -I	11.25	.41	3.64%	212	10.6	10.6	10.8	10.9	11.3	11.5	11.8	11.9	
57.FRENCH NAVY -II	11.54	.39	3.38%	100	10.9	10.9	11.1	11.3	11.5	11.8	12.0	12.2	
59.GERMAN AVIATORS	11.32	.55	4.86%	1006	10.0	10.4	10.6	11.0	11.3	11.7	12.0	12.2	12.6
77.FRENCH YOUNG MEN	11.08	.42	3.79%	2000	(10.4)	(10.4)	(10.8)	(10.8)	(11.4)	(11.4)	(11.8)	(11.8)	
80.JAPANESE AIRFORCE	11.72	.47	4.01%	1176	11.0	11.0	11.1	11.4	11.7	12.0	12.3	12.5	
81. JAPAN AF PILOTS	11.85	.46	3.88%	210	11.1	11.1	11.3	11.5	11.9	12.1	12.4	12.6	
82. JAPAN AF NAVIG	11.71	.49	4.18%	538	10.9	11.1	11.1	11.4	11.7	12.0	12.3	12.5	

METRIC VALUES		STD DEV	COEF OF V	1ST	5TH	10TH	25TH	50TH	75TH	90TH	95TH	99TH
158. BITRAGON-SUBNASALE ARC-CONTINUED												
86.R.O.K.A.F. PILOTS	28.92	1.39	4.81%	254	26.0	27.0	28.1	29.0	29.9	30.6	30.9	
161. BITROCHANTRIC BREADTH.....												
1. STEWARDESSES 1971	30.19	1.38	4.57%	406	28.1	28.6	29.4	30.2	31.1	31.9	32.5	
3. WAS PILOTS 1942	38.20	2.60	6.81%	447	34.2	34.9	36.4	38.1	39.7	41.4	42.8	
4. AAE-NURSES 1942	38.40	2.20	5.73%	152	34.1	35.5	37.1	38.2	39.9	41.5	42.1	
15. A.A.F. CADETS '42	36.40	1.90	5.22%	2959	33.2	33.8	34.9	36.0	37.4	38.7	39.4	
16. A.A.F. GUNNERS '42	35.30	1.80	5.10%	583	32.3	32.8	33.8	35.1	36.5	37.7	38.3	
19. USAF SURVEY 1965	32.19	1.88	5.84%	3859	29.3	29.9	30.9	32.1	33.4	34.7	35.4	37.0
20. OFFICERS---1965	33.57	1.60	4.77%	549	29.8	31.0	31.6	32.5	33.6	34.7	35.6	37.3
21. ENLISTED MEN '65	32.66	1.86	5.70%	792	28.5	29.8	30.4	31.4	32.6	33.8	35.0	35.9
23. BASIC-IRAINEEES	31.75	1.75	5.51%	2527	27.9	29.0	29.6	30.6	31.7	32.8	34.0	36.4
43. ENGLISH-CIV-WOMEN	33.71	2.37	7.03%	4995	30.3	31.0	32.1	33.4	35.0	36.9	38.1	
48. NATO SURVEY-60/61	31.66	1.56	4.93%	3325	28.4	29.2	29.7	30.6	31.7	32.8	33.8	34.4
49. TURKISH MIL. '60	31.67	1.56	4.93%	912	28.2	29.3	29.8	30.6	31.6	32.7	33.7	34.4
50. GREEK MILIT '61	31.54	1.54	4.88%	1071	28.4	29.1	29.6	30.5	31.5	32.6	33.6	34.2
51. ITALIAN MIL. '61	31.75	1.57	4.94%	1342	28.5	29.3	29.8	30.8	31.8	32.9	33.8	34.5
53. FRENCH ARMY	32.63	1.66	5.09%	794	30.0	30.6	31.5	32.7	33.6	34.7	35.5	
54. FRENCH PILOTS	34.11	1.48	4.34%	65	32.0	32.2	33.2	33.9	35.2	36.0	36.6	
55. FRENCH STUD PILOT	32.45	1.43	4.41%	101	30.6	30.8	31.3	32.3	33.2	34.5	35.4	
56. FRENCH NAVY -I	32.84	1.56	4.75%	212	30.5	31.1	31.8	32.6	33.8	35.1	35.6	
57. FRENCH NAVY -II	33.57	1.74	5.18%	100	30.8	31.5	32.1	33.4	34.9	36.0	36.5	
59. GERMAN AVIATORS	34.04	1.61	4.73%	1006	30.4	31.4	32.0	32.9	34.0	35.1	36.1	37.9
73. CZECH LUMBERMEN	32.20	1.60	4.97%	1110	(29.6)	(31.1)	(31.1)	(33.3)	(33.3)	(34.8)	(34.8)	
165. BIZYGOMATIC BREADTH (FACE BREADTH).....												
1. STEWARDESSES 1971	12.87	.44	3.42%	423	12.2	12.4	12.6	12.9	13.2	13.5	13.6	
5. WAC SEPARATEE 1946	13.08	.54	4.13%	7553	11.7	12.2	12.7	13.1	13.4	13.7	13.9	14.3
7. AIR FORCE WMN '68	12.90	.58	4.50%	1905	11.4	11.9	12.2	12.5	12.9	13.3	13.6	14.2
8. WAF-NURSE OFCRS	12.97	.59	4.55%	548	11.6	12.0	12.2	12.6	13.0	13.4	13.8	14.3
9. ENLISTED WAFS/W	12.86	.58	4.51%	1216	11.3	11.8	12.1	12.5	12.9	13.3	13.6	14.2
10. ENLISTED WAFS/W	12.96	.48	3.70%	131	12.2	12.4	12.6	12.9	13.3	13.6	13.8	
18. USAF FLY PRSNL '50	14.09	.50	3.55%	4000	13.0	13.3	13.5	13.8	14.1	14.4	14.7	15.3
19. USAF SURVEY 1965	13.99	.56	4.00%	3859	12.8	13.1	13.3	13.6	14.0	14.4	14.7	15.3
20. OFFICERS---1965	14.30	.54	3.78%	549	13.0	13.4	13.6	14.0	14.3	14.7	15.0	15.6
21. ENLISTED MEN '65	14.09	.54	3.83%	792	12.9	13.2	13.4	13.7	14.1	14.5	14.8	15.4
23. BASIC TRAINEES	13.89	.55	3.98%	2527	12.7	13.0	13.2	13.5	13.9	14.3	14.6	15.2
24. NAVY FLYERS '64	13.62	.70	5.14%	1529	11.9	12.4	12.7	13.2	13.7	14.1	14.5	15.1
25. USAF FLY PRSNL '67	14.23	.52	3.65%	2420	13.0	13.4	13.6	13.9	14.2	14.6	14.9	15.5
26. STUDENT PLY '67	14.09	.53	3.76%	505	12.8	13.3	13.5	13.8	14.1	14.4	14.8	15.5
27. RATED PILOTS '67	14.30	.50	3.50%	1187	13.2	13.5	13.7	14.0	14.3	14.6	14.9	15.1
28. SOT NAVIGAT '67	14.06	.52	3.70%	188	13.2	13.3	13.7	14.1	14.4	14.7	14.9	15.5

ENGLISH VALUES				-- -- -- -- -- PERCENTILES -- -- -- -- --									
	MEAN	STD DEV	COEF OF V	-V-	1ST	5TH	10TH	25TH	50TH	75TH	90TH	95TH	99TH
158. BITRAGON-SUBNASALE ARC-CONTINUED													
86.R.O.K.A.F. PILOTS	11.38	.55	4.83%	264		10.3	10.6	11.1	11.4	11.8	12.1	12.2	
161. BITROCHANTERIC BREADTH.....													
1. STEWARDSES 1971	11.89	.54	4.54%	406		11.1	11.3	11.6	11.9	12.2	12.6	12.8	
3. WAS PILOTS 1942	15.00	1.00	6.67%	447		13.5	13.7	14.3	15.0	15.6	16.3	16.9	
4. AAE-NURSES----1942	15.10	.90	5.96%	152		13.4	14.0	14.6	15.0	15.7	16.3	16.6	
15.A.A.F. CADETS '42	14.30	.70	4.90%	2959		13.1	13.3	13.7	14.2	14.7	15.2	15.5	
16.A.A.F. GUNNERS '42	13.90	.70	5.04%	583		12.7	12.9	13.3	13.8	14.4	14.8	15.1	14.6
19. USAF SURVEY 1965	12.67	.74	5.84%	3869	11.1	11.5	11.8	12.2	12.6	13.2	13.6	14.0	14.6
20. OFFICERS----1965	13.22	.63	4.77%	549	11.7	12.2	12.4	12.8	13.2	13.6	14.0	14.3	14.7
21. ENLISTED MEN'65	12.86	.73	5.68%	792	11.2	11.7	12.0	12.4	12.8	13.3	13.8	14.1	15.0
23. BASIC-IBATNEE65	12.50	.69	5.52%	2527	11.0	11.4	11.7	12.0	12.5	12.9	13.4	13.7	14.3
43. ENGLISH-CIV.WOMEN	13.27	.93	7.01%	4995		11.9	12.2	12.7	13.2	13.8	14.5	15.0	
48. NATO SURVEY-60/61	12.46	.61	4.90%	3325	11.2	11.5	11.7	12.1	12.5	12.9	13.3	13.5	14.0
49. TURKISH MIL. '60	12.47	.61	4.89%	912	11.1	11.5	11.7	12.1	12.5	12.9	13.3	13.5	14.0
50. GREEK MILIT '61	12.42	.61	4.91%	1071	11.2	11.5	11.7	12.0	12.4	12.8	13.2	13.5	14.0
51. ITALIAN MIL. '61	12.50	.62	4.96%	1342	11.2	11.5	11.7	12.1	12.5	12.9	13.3	13.6	14.2
53. FRENCH ARMY	12.85	.65	5.06%	794		11.8	12.0	12.4	12.9	13.2	13.7	14.0	
54. FRENCH PILOTS	13.43	.58	4.32%	55		12.6	12.7	13.1	13.3	13.9	14.2	14.4	
55. FRENCH STUD PILOT	12.78	.56	4.38%	101		12.0	12.1	12.3	12.7	13.1	13.6	13.9	
56. FRENCH NAVY -I	12.93	.61	4.72%	212		12.0	12.2	12.5	12.8	13.3	13.8	14.0	
57. FRENCH NAVY -II	13.22	.69	5.22%	100		12.1	12.4	12.6	13.1	13.7	14.2	14.4	14.9
59. GERMAN AVIATORS	13.40	.63	4.70%	1006	12.0	12.4	12.6	13.0	13.4	13.8	14.2	14.5	14.9
73. CZECH LUMBERMEN	12.68	.63	4.97%	2400	(11.6)	(12.3)	(13.1)	(13.7)	(14.2)	(14.5)	(14.9)	(15.7)	
165. BIZYGOMATIC BREADTH (FACE BREADTH).....													
1. STEWARDSES 1971	5.07	.17	3.35%	423		4.8	4.9	5.0	5.1	5.2	5.3	5.4	
5. WAC SEPARATEE1946	5.15	.21	4.08%	7563	4.6	4.8	4.9	5.0	5.2	5.3	5.4	5.5	5.6
7. AIR FORCE WMN '68	5.08	.23	4.53%	1905	4.5	4.7	4.8	4.9	5.1	5.2	5.4	5.4	5.6
8. WAF-NURSE OFCS	5.11	.23	4.50%	548	4.6	4.7	4.8	5.0	5.1	5.3	5.4	5.5	5.6
9. ENLISTED WAFS/W	5.06	.23	4.55%	1216	4.5	4.7	4.8	4.9	5.1	5.2	5.3	5.4	5.6
10. ENLISTED WAFS/B	5.10	.19	3.73%	131		4.8	4.9	5.0	5.1	5.2	5.3	5.4	6.0
18. USAF FLY PRSNL'50	5.55	.20	3.60%	4000	5.1	5.2	5.3	5.4	5.5	5.7	5.8	5.9	6.0
19. USAF SURVEY 1965	5.51	.22	3.99%	3859	5.0	5.2	5.2	5.4	5.5	5.7	5.8	5.9	6.0
20. OFFICERS---1965	5.63	.21	3.73%	549	5.1	5.3	5.4	5.5	5.6	5.8	5.9	6.0	6.1
21. ENLISTED MEN'65	5.55	.21	3.78%	792	5.1	5.2	5.3	5.4	5.5	5.7	5.8	6.0	6.0
23. BASIC TRAINEE65	5.47	.22	4.02%	2527	5.0	5.1	5.2	5.3	5.5	5.6	5.8	6.0	6.0
24. NAVY FLYERS '64	5.35	.28	5.22%	1529	4.7	4.9	5.0	5.2	5.4	5.6	5.7	5.9	6.1
25. USAF FLY PRSNL'67	5.60	.20	3.57%	2420	5.1	5.3	5.3	5.5	5.6	5.7	5.9	6.1	6.1
26. STUDENT PLT '67	5.55	.21	3.78%	505	5.0	5.2	5.3	5.4	5.5	5.7	5.9	6.1	6.1
27. RATED PILOTS'67	5.63	.20	3.55%	1187	5.2	5.3	5.4	5.5	5.6	5.8	5.9	6.0	6.1
28. SOT NAVIGAT '67	5.54	.20	3.61%	188	5.2	5.2	5.3	5.4	5.6	5.7	5.8	5.9	

METRIC VALUES	MEAN	STD DEV	COEF OF V	-N-	1ST	5TH	10TH	25TH	50TH	75TH	90TH	95TH	99TH
165. BIZYGOMATIC BREADTH (FACE BREADTH)-CONTINUED													
29. RTO NAVIGAT '67	14.24	.50	3.51%	505	13.1	13.4	13.6	13.9	14.2	14.6	14.9	15.1	15.5
30. ARMY SOLDIERS '66	13.99	.56	4.00%	682	12.7	13.1	13.3	13.6	14.0	14.4	14.7	14.9	15.4
31. NAVY ENLISTED '66	13.94	.55	3.95%	495	12.7	13.1	13.3	13.6	13.9	14.3	14.6	14.9	15.3
32. NAVY DIVERS '72	13.36	.81	6.06%	100	12.7	12.0	12.3	12.8	13.4	13.9	14.4	14.7	15.3
33. MARINE ENLIST '66	13.97	.54	3.87%	2008	12.7	13.1	13.3	13.6	14.0	14.3	14.7	14.9	15.3
34. ARMY AVIATORS '59	14.14	.50	3.54%	501	13.2	13.2	13.4	13.7	14.2	14.4	14.7	14.9	15.1
36. ARMY AVIATORS '70	13.87	.53	3.82%	1482	12.7	13.0	13.2	13.5	13.9	14.2	14.5	14.7	15.1
39. LAW_ENFORCER-QUECH	14.30	.60	4.20%	2993	12.9	13.3	13.5	13.9	14.3	14.7	15.1	15.3	15.8
40. SLOVAK-CIVIL-WOMEN	13.48	.55	4.08%	1520	(12.6)	(12.6)	(13.1)	(13.1)	(13.9)	(14.3)	(14.7)	(15.1)	(15.8)
48. NATO SURVEY-60/61	14.24	.53	3.72%	3325	13.1	13.4	13.6	13.9	14.2	14.6	14.9	15.1	15.5
49. TURKISH MIL '60	14.22	.54	3.80%	912	12.9	13.3	13.5	13.9	14.2	14.6	14.9	15.1	15.5
50. GREEK MILIT '61	14.18	.53	3.74%	1071	13.0	13.3	13.5	13.8	14.2	14.5	14.9	15.1	15.5
51. ITALIAN MIL '61	14.31	.51	3.56%	1342	13.2	13.5	13.7	14.0	14.3	14.7	15.0	15.2	15.5
53. FRENCH ARMY	13.77	.67	4.87%	794	12.4	12.4	12.9	13.4	13.8	14.2	14.5	14.8	15.1
54. FRENCH PILOTS	14.23	.52	3.65%	65	13.5	13.5	13.7	13.9	14.3	14.6	14.8	14.8	15.1
55. FRENCH STUD PILOT	13.92	.45	3.23%	101	13.2	13.2	13.3	13.6	14.0	14.2	14.5	14.7	15.1
56. FRENCH NAVY -I	13.98	.55	3.93%	212	13.2	13.2	13.3	13.7	14.0	14.3	14.7	14.8	15.1
57. FRENCH NAVY -II	14.21	.55	3.87%	100	13.4	13.5	13.5	13.8	14.2	14.6	14.9	15.2	15.5
59. GERMAN AVIATORS	13.31	.84	6.31%	1006	11.1	11.9	12.2	12.8	13.3	13.9	14.4	14.7	15.1
62. CANADIAN MILIT '64	14.12	.53	3.75%	565	13.3	13.3	13.4	13.7	14.1	14.5	14.8	15.0	15.1
68. RCAF PILOTS	13.48	.86	6.38%	314	11.9	11.9	12.4	12.9	13.4	14.2	14.7	14.9	15.1
69. RCAF NAVIGATORS	13.43	.76	5.66%	290	11.9	11.9	12.4	12.9	13.4	14.2	14.7	14.9	15.1
74. SLOVAK CIVILIANS	14.30	.56	3.92%	390	(13.4)	(13.4)	(13.9)	(13.9)	(14.7)	(15.2)	(15.7)	(16.2)	(16.7)
75. LATIN AMERICANS	12.70	1.10	8.66%	1985	(13.2)	(13.2)	(13.7)	(13.7)	(14.4)	(14.9)	(15.4)	(15.9)	(16.4)
77. FRENCH YOUNG MEN	14.04	.51	3.63%	2000	11.4	11.7	12.2	12.8	13.3	13.9	14.4	14.9	15.4
80. JAPANESE AIRFORCE	12.77	.88	6.89%	1176	11.4	11.7	12.2	12.8	13.3	13.9	14.4	14.9	15.4
81. JAPAN AF PILOTS	12.83	.77	6.00%	210	11.6	11.9	12.3	12.8	13.3	13.9	14.4	14.9	15.4
82. JAPAN AF NAVIG	12.78	.88	6.89%	538	11.4	11.7	12.2	12.8	13.3	13.9	14.4	14.9	15.4
83. JAPANESE PILOTS	14.30	.63	4.41%	176	13.4	13.5	14.0	14.3	14.7	15.1	15.5	15.9	16.3
84. THAI MILITARY	13.10	.70	5.34%	2950	12.0	12.2	12.6	13.1	13.6	14.0	14.4	14.8	15.2
85. VIETNAM MILITARY	12.77	.59	4.62%	2127	11.3	11.8	12.0	12.4	12.8	13.2	13.5	13.8	14.1
86. R.O.K.A.F. PILOTS	13.84	.73	5.27%	264	12.6	12.9	13.3	13.8	14.3	14.8	15.1	15.3	15.8
87. KOREAN FORCES -65	14.30	.60	4.20%	3747	13.0	13.4	13.9	14.4	14.7	15.1	15.3	15.5	15.8
90. IRANIAN MILITARY	12.13	.64	5.28%	9414	11.1	11.3	11.7	12.1	12.6	13.0	13.2	13.4	13.6
169. BUST DEPTH.....													
7. AIR FORCE WMN '68	23.64	1.93	8.16%	1905	19.9	20.9	21.4	22.3	23.4	24.8	26.2	27.2	29.0
8. WAF-NURSE OFCRS	24.23	2.19	9.04%	548	20.1	21.1	21.6	22.7	24.0	25.6	27.2	28.2	30.1
9. ENLISTED WAFS/W	23.45	1.77	7.55%	1216	19.8	20.8	21.3	22.2	23.3	24.5	25.8	26.6	28.2
10. ENLISTED WAFS/B	23.03	1.65	7.16%	131	20.7	21.1	21.9	22.9	23.9	25.1	25.9	26.6	28.2

ENGLISH VALUES	MEAN	STD DEV	COEF OF V	-N-	1ST	5TH	10TH	25TH	50TH	75TH	90TH	95TH	99TH
165. BIZYGOMATIC BREADTH (FACE BREADTH)-CONTINUED													
29. RTD NAVIGAT '67	5.61	.20	3.57%	505	5.1	5.3	5.4	5.5	5.6	5.7	5.9	5.0	6.1
30. ARMY SOLDIERS '66	5.51	.22	3.99%	6682	5.0	5.2	5.2	5.4	5.5	5.7	5.8	5.9	6.1
31. NAVY ENLISTED '66	5.49	.22	4.01%	4095	5.0	5.1	5.2	5.3	5.5	5.6	5.8	5.9	6.0
32. NAVY DIVERS '72	5.26	.32	6.08%	100		4.7	4.9	5.1	5.3	5.5	5.7	5.8	
33. MARINE ENLIST '66	5.50	.21	3.82%	2008	5.0	5.2	5.2	5.4	5.5	5.6	5.8	5.9	6.0
34. ARMY AVIATORS '59	5.57	.20	3.59%	500		5.2	5.3	5.4	5.6	5.7	5.8	5.9	
36. ARMY AVIATORS '70	5.40	.21	3.85%	1482		5.1	5.2	5.3	5.5	5.6	5.7	5.8	
39. ALAB-NEOGEORGE-DEEGR	5.63	.24	4.26%	2933	5.1	5.2	5.3	5.5	5.6	5.8	5.9	6.0	6.2
40. SLOVAK-CIVIL-WOMEN	5.31	.22	4.14%	1520	(4.9)	(5.2)	(5.5)	(5.7)	
48. NATO SURVEY-60/61	5.61	.21	3.74%	3325	5.1	5.3	5.3	5.5	5.6	5.7	5.9	6.0	6.1
49. TURKISH MIL. '60	5.60	.21	3.75%	912	5.1	5.3	5.3	5.5	5.6	5.7	5.9	6.0	6.1
50. GREEK MILIT '61	5.53	.21	3.76%	1071	5.1	5.3	5.4	5.5	5.6	5.8	5.9	6.0	6.1
51. ITALIAN MIL. '61	5.63	.20	3.55%	1342	5.2	5.3	5.4	5.5	5.6	5.7	5.8	5.9	
53. FRENCH ARMY	5.42	.26	4.80%	794		4.9	5.1	5.3	5.4	5.6	5.7	5.8	
54. FRENCH PILOTS	5.60	.20	3.57%	65		5.3	5.4	5.5	5.6	5.7	5.8	5.9	
55. FRENCH STUD PILOT	5.48	.18	3.28%	131		5.2	5.2	5.4	5.5	5.6	5.7	5.8	
56. FRENCH NAVY -I	5.50	.22	4.00%	212		5.2	5.2	5.4	5.5	5.6	5.7	5.8	
57. FRENCH NAVY -II	5.59	.22	3.94%	100		5.3	5.3	5.4	5.6	5.7	5.9	6.0	
59. GERMAN AVIATORS	5.24	.33	6.30%	1006	4.4	4.7	4.8	5.0	5.3	5.5	5.7	5.8	5.9
62. CANADIAN MILIT '64	5.56	.21	3.78%	505		5.2	5.3	5.4	5.6	5.7	5.8	5.9	
68. RCAF PILOTS	5.31	.34	6.40%	314		4.7	4.9	5.1	5.3	5.5	5.7	5.9	
69. RCAF NAVIGATORS	5.29	.30	5.67%	293	(4.7	4.9	5.1	5.3	5.5	5.7	5.9	
74. SLOVAK CIVILIANS	5.63	.22	3.91%	390	(5.3)	(5.5)	(5.8)	(6.0)	
75. LATIN AMERICANS	5.60	.40	8.00%	1985	(4.3	4.4	4.7	4.9	5.3	5.6	5.7	
77. FRENCH YOUNG MEN	5.53	.20	3.62%	2000	(5.2)	(5.4)	(5.7)	(5.9)	
80. JAPANESE AIRFORCE	5.03	.35	6.96%	1176		4.5	4.6	4.8	5.0	5.2	5.5	5.6	
81. JAPAN AF PILOTS	5.05	.30	5.94%	210		4.6	4.7	4.8	5.0	5.2	5.4	5.6	
82. JAPAN AF NAVIG	5.03	.35	6.96%	538		4.5	4.6	4.8	5.0	5.2	5.5	5.6	
83. JAPANESE PILOTS	5.63	.25	4.44%	176		5.2	5.3	5.5	5.6	5.8	5.9	6.0	
84. THAI MILITARY	5.15	.27	5.24%	2950		4.7	4.8	5.0	5.2	5.4	5.5	5.6	
85. VIETNAM MILITARY	5.03	.23	4.57%	2127	4.5	4.7	4.7	4.9	5.0	5.2	5.3	5.4	5.5
86. R.O.K.A.F. PILOTS	5.45	.29	5.32%	254		5.0	5.1	5.3	5.4	5.6	5.8	5.9	
87. KOREAN FORCES -65	5.63	.24	4.26%	3747		5.1	5.3	5.5	5.7	5.8	5.9	6.0	
90. IRANIAN MILITARY	4.78	.25	5.23%	9414		4.4	4.5	4.6	4.8	5.0	5.1	5.2	
169. BUST DEPTH.....													
7. AIR FORCE WMN '68	9.31	.76	8.16%	1905	7.8	8.2	8.4	8.8	9.2	9.8	10.3	10.7	11.4
8. WAF-NURSE OFCRS	9.54	.86	9.01%	548	7.9	8.3	8.5	8.9	9.5	10.1	10.7	11.1	11.9
9. ENLISTED WAFS/W	9.23	.70	7.58%	1216	7.8	8.2	8.4	8.7	9.2	9.7	10.2	10.5	11.1
10. ENLISTED WAFS/B	9.07	.65	7.17%	131		8.2	8.3	8.6	9.0	9.4	9.9	10.2	

METRIC VALUES	MEAN	STD DEV	COEF OF V	-V-	1ST	5TH	10TH	25TH	50TH	75TH	90TH	95TH	99TH
172. BUSTPOINT-BUSTPOINT BREADTH.....													
5. WAF SEPARATEE 1946	19.31	2.15	11.13%	7553	14.6	16.0	16.7	17.9	19.2	20.6	22.0	23.0	25.1
6. WAF BASIC TR 1952	19.37	1.57	8.11%	850	16.9	17.4	18.2	19.2	20.3	21.4	22.1		
7. AIR FORCE WMN '68	18.53	1.55	8.36%	1905	15.0	16.1	16.6	17.5	18.5	19.5	20.5	21.2	22.5
8. WAF-NURSE OFCS	18.79	1.59	8.46%	548	15.7	16.5	16.9	17.6	18.6	19.8	20.9	21.6	22.9
9. ENLISTED WAFS/M	18.44	1.53	8.30%	1216	14.8	15.9	16.5	17.4	18.4	19.4	20.4	21.0	22.3
10. ENLISTED WAFS/B	18.32	1.41	7.74%	131		16.1	16.6	17.3	18.2	19.2	20.2	20.8	
174. BUSTPOINT HEIGHT.....													
2. US WOMEN-O/A 1940	114.43	5.87	5.13%	***	(104.8)	(110.8)	(110.5)	(118.4)	(118.4)	(124.1)			
7. AIR FORCE WMN '68	118.32	5.21	4.40%	1905	106.8	110.0	111.7	114.7	118.1	121.8	125.2	127.3	131.1
8. WAF-NURSE OFCS	118.40	5.28	4.46%	548	106.5	109.6	111.5	114.8	118.4	121.9	125.1	127.1	131.5
9. ENLISTED WAFS/M	118.23	5.15	4.36%	1216	107.0	110.2	111.8	114.6	117.9	121.6	125.1	127.2	131.0
10. ENLISTED WAFS/B	119.04	5.20	4.37%	131	111.1	112.5	115.2	118.7	122.7	126.3	128.1		
176. BUTTOCK CIRCUMFERENCE.....													
1. STEWARDESSES 1971	90.06	3.34	3.71%	422	84.7	85.9	87.8	89.9	92.2	94.4	95.9		
2. US WOMEN-O/A 1940	98.60	8.48	8.60%	***	(84.7)	(89.9)	(92.9)	(104.3)	(104.3)	(112.5)			
3. WAS PILOTS 1942	96.80	5.60	5.79%	447	88.2	89.9	92.9	96.5	100.4	103.9	107.2		
4. AAF NURSES 1942	94.30	3.90	4.14%	152	87.7	89.3	91.8	94.2	96.9	99.5	101.2		
6. WAF-BASIC-IB-1952	99.62	5.66	5.68%	848	91.3	93.1	96.0	99.4	102.9	106.5	109.3		
13. AIR TRAFFIC CNTRL	96.73	6.17	6.38%	681	87.9	89.1	91.9	96.1	100.3	104.1	107.4		
17. USAF BASIC TR '52	92.27	6.13	6.64%	3324	83.9	85.4	88.1	91.4	95.6	100.0	103.4		
18. USAF FLY PRSNL '50	95.95	5.67	5.91%	4000	84.3	87.3	89.0	92.0	95.6	99.7	103.7	105.0	110.2
19. USAF SURVEY 1965	93.53	6.45	6.90%	3869	81.3	84.3	85.9	88.8	92.7	97.5	102.4	105.5	111.0
20. OFFICERS---1965	97.90	5.26	5.37%	549	86.4	89.5	91.3	94.4	97.8	101.3	104.5	106.7	111.3
21. ENLISTED MEN '65	95.27	6.58	6.91%	792	82.5	85.4	87.2	90.5	94.7	99.4	104.1	107.1	113.0
23. BASIC TRAINEES	92.63	6.07	6.60%	2525	80.6	83.9	85.4	87.7	91.0	95.4	100.4	103.8	110.4
24. NAVY FLYERS '64	98.04	5.08	5.18%	1529	86.3	89.5	91.4	94.7	98.2	101.4	104.3	106.2	110.5
25. USAF FLY PRSNL '67	98.62	5.51	5.59%	2420	86.4	89.7	91.6	94.8	98.5	102.2	105.7	107.9	112.3
26. STUDENT PLT '67	97.61	5.41	5.54%	505	86.1	88.9	90.6	93.7	97.5	101.4	104.8	106.6	109.4
27. RATED PILOTS '67	99.09	5.34	5.39%	1187	86.6	90.5	92.4	95.6	99.0	102.5	105.9	108.0	112.6
28. SOT NAVIGAT '67	98.43	6.00	6.10%	188	88.2	90.4	94.2	98.4	102.5	106.1	108.3		
29. RTO NAVIGAT '67	98.70	5.65	5.72%	505	87.1	89.8	91.6	94.7	98.4	102.2	106.0	108.4	113.8
30. ARMY SOLDIERS '66	94.21	6.25	6.63%	6682	82.0	85.1	86.8	89.8	93.6	97.9	102.5	105.5	112.0
31. NAVY ENLISTED '66	93.62	6.39	6.83%	4095	81.3	84.6	86.1	88.9	92.8	97.6	102.5	105.5	110.5
33. MARINE ENLIST '66	94.85	5.23	5.51%	2008	84.1	86.9	88.5	91.3	94.5	98.0	101.6	104.0	109.4
34. ARMY AVIATORS '59	96.97	5.23	5.39%	500	88.6	90.4	93.7	97.0	100.3	103.3	105.4		
36. ARMY-AVIATORS-720	97.78	6.47	6.62%	1482	84.4	87.1	89.3	93.3	97.8	102.2	106.0	108.4	113.7
41. DUTCH CIVIL WOMEN	105.60	9.25	8.76%	5001	92.6	94.8	98.7	104.3	111.4	118.2	122.6		
43. ENGLISH CIV WOMEN	97.59	7.89	8.08%	4994	87.0	88.9	92.1	96.3	101.9	108.2	112.4		
44. SWEDISH CIV WOMEN	88.05	6.05	6.87%	214	(78.1)	(84.0)	(84.0)	(92.1)	(92.1)	(98.0)			
46. JAPANESE CIV. WMN	90.00	5.20	5.78%	1622	(81.4)	(86.5)	(86.5)	(93.5)	(93.5)	(98.6)			

ENGLISH VALUES	MEAN	STD DEV	COEF OF V	-V-	1ST	5TH	10TH	25TH	50TH	75TH	90TH	95TH	99TH
172. BUSTPOINT-BUSTPOINT BREADTH.....													
5. WAC SEPARATEE 1946	7.60	.85	11.18%	7553	5.7	6.3	6.6	7.0	7.6	8.1	8.7	9.1	9.9
6. WAF BASIC TR 1952	7.63	.62	8.13%	850	6.3	6.6	6.8	7.2	7.6	8.0	8.4	8.7	9.3
7. AIR FORCE WMN '68	7.30	.61	8.36%	1905	5.9	6.3	6.5	6.9	7.3	7.7	8.1	8.3	8.9
8. WAF-NURSE OFCRS	7.40	.62	8.38%	548	6.2	6.5	6.6	7.0	7.3	7.8	8.2	8.5	9.0
9. ENLISTED WAFS/W	7.26	.60	8.26%	1216	5.8	6.3	6.5	6.9	7.3	7.7	8.0	8.3	8.8
10. ENLISTED WAFS/B	7.21	.55	7.03%	131		6.3	6.5	6.8	7.2	7.6	7.9	8.2	
174. BUSTPOINT HEIGHT.....													
2. US WOMEN-D/A 1940	45.05	2.31	5.13%	****	(41.3)	(43.3)	(44.0)	(45.2)	(46.5)	(47.9)	(49.3)	(50.1)	51.6
7. AIR FORCE WMN '68	46.58	2.05	4.40%	1905	42.0	43.3	43.9	45.2	46.6	48.0	49.3	50.0	51.8
8. WAF-NURSE OFCRS	46.62	2.08	4.46%	548	41.9	43.2	43.9	45.1	46.4	47.9	49.3	50.1	51.6
9. ENLISTED WAFS/W	46.55	2.03	4.36%	1216	42.1	43.4	44.0	45.1	46.4	47.9	49.3	50.1	51.6
10. ENLISTED WAFS/B	46.87	2.05	4.37%	131	43.8	44.3	44.3	45.3	46.7	48.3	49.7	50.4	
176. BUTTOCK CIRCUMFERENCE.....													
1. STEWARDESSES 1971	35.46	1.31	3.69%	422	(33.3)	(33.3)	(33.8)	(34.6)	(35.4)	(36.3)	(37.2)	(37.8)	
2. US WOMEN-D/A 1940	38.82	3.34	8.60%	****	(33.3)	(33.3)	(35.4)	(36.6)	(38.0)	(39.5)	(40.9)	(42.2)	
3. WAS PILOTS 1942	38.10	2.20	5.77%	447	34.7	35.4	36.1	37.1	38.2	39.2	40.5	41.9	43.0
4. AAF NURSES 1942	37.10	1.50	4.04%	152	34.5	35.2	36.1	37.8	39.1	40.5	41.9	43.0	45.6
5. WAF-BASIC IR 1952	39.22	2.23	5.69%	868	35.9	36.7	37.8	39.1	40.5	41.9	43.0	44.3	
6. AIR TRAFFIC CNTRL	38.08	2.43	6.38%	681	34.6	35.1	36.1	37.8	39.5	41.0	42.3	43.8	
13. AIR BASIC TR '52	36.33	2.41	6.63%	324	31.9	33.0	33.6	34.7	36.0	37.6	39.4	40.7	43.4
17. USAF FLY PRSNL '50	37.78	2.23	5.90%	4000	33.2	34.4	35.0	36.2	37.7	39.3	40.8	41.7	43.7
18. USAF FLY PRSNL '50	36.82	2.54	6.90%	3869	32.0	33.2	33.8	35.0	36.5	38.4	40.3	41.5	43.7
19. USAF SURVEY 1965	37.51	2.59	6.90%	792	34.0	35.2	35.9	37.2	38.5	39.9	41.2	42.0	43.8
20. OFFICERS---1965	38.54	2.07	5.37%	549	32.5	33.6	34.3	35.6	37.3	39.2	41.0	42.2	44.5
21. ENLISTED MEN '65	36.23	2.39	6.60%	2527	31.7	33.1	33.6	34.5	35.8	37.6	39.5	40.9	43.5
23. BASIC TRAINEE '65	38.60	2.00	5.18%	1529	34.0	35.2	36.0	37.3	38.7	39.9	41.1	41.8	43.5
24. NAVY FLYERS '64	38.63	2.17	5.59%	2420	34.0	35.3	36.1	37.3	38.8	40.3	41.6	42.5	44.2
25. USAF FLY PRSNL '67	38.43	2.13	5.54%	505	33.9	35.0	35.7	36.9	38.4	39.9	41.2	42.0	43.1
26. STUDENT PLT '67	39.01	2.10	5.38%	1187	34.1	35.6	36.4	37.6	39.0	40.3	41.7	42.5	44.3
27. RATED PILOTS '67	38.75	2.36	6.09%	188	34.7	35.6	36.4	37.1	38.8	40.4	41.8	42.6	
29. RTD NAVIGAT '67	38.86	2.22	5.71%	505	34.3	35.4	36.1	37.3	38.7	40.3	41.7	42.7	44.8
30. ARMY SOLDIERS '66	37.09	2.46	6.63%	6682	32.3	33.5	34.2	35.4	36.8	38.6	40.4	41.6	44.1
31. NAVY ENLISTED '66	36.86	2.51	6.81%	4095	32.0	33.3	33.9	35.0	36.5	38.4	40.4	41.5	43.5
33. MARINE ENLIST '66	37.34	2.06	5.52%	2008	33.1	34.2	34.8	35.9	37.2	38.6	40.0	40.9	43.1
34. ARMY AVIATORS '59	38.18	2.06	5.40%	500	34.9	35.6	36.9	38.2	39.5	40.7	41.7	42.7	
36. ARMY AVIATORS '70	38.50	2.55	6.62%	1482	34.3	35.2	36.7	38.5	40.2	41.7	42.7	43.3	
41. DUTCH CIVIL WOMEN	41.58	3.64	8.75%	5001	36.5	37.3	38.9	41.1	43.9	46.6	48.3	49.3	
43. ENGLISH CIV WOMEN	38.42	3.11	8.09%	4994	34.3	35.0	36.3	37.9	40.1	42.6	44.3	45.3	
44. SWEDISH CIV WOMEN	34.67	2.38	6.86%	214	(30.8)	(33.1)	(33.1)	(36.3)	(36.3)	(38.6)	(38.6)	(38.8)	
46. JAPANESE CIV. WMN	35.50	2.00	5.63%	1622	(32.2)	(34.2)	(34.2)	(36.8)	(36.8)	(38.8)	(38.8)	(38.8)	

METRIC VALUES		STD DEV	COEF OF V	-N-	1ST	5TH	10TH	25TH	50TH	75TH	90TH	95TH	99TH
-178. BUTTOCK CIRCUMFERENCE-CONTINUED													
48. NATO SURVEY-60/61	93.82	5.04	5.37%	3325	83.1	85.8	87.4	90.3	93.6	97.1	100.4	102.3	106.0
49. TURKISH MIL. '60	91.79	5.05	5.50%	912	81.3	84.0	85.5	88.2	91.4	95.1	98.6	100.7	104.6
50. GREEK MILIT '61	93.95	4.58	4.87%	1071	84.1	86.8	88.2	90.7	93.7	97.0	100.1	101.9	104.7
51. ITALIAN MIL. '61	95.11	4.93	5.18%	1342	84.7	87.3	88.9	91.7	94.9	98.2	101.4	103.4	107.5
52. BANTU MINERS	86.13	4.12	4.78%	485	80.0	82.0	83.9	85.0	85.7	86.2	87.4	88.9	90.3
53. FRENCH ARMY	93.24	4.79	5.14%	794	86.3	87.6	88.9	90.3	93.0	96.2	99.1	101.1	104.0
54. FRENCH PILOTS	96.53	4.99	5.17%	65	87.8	88.9	89.9	91.2	93.4	96.4	99.7	102.7	105.7
55. FRENCH STUO PILOT	91.74	4.16	4.53%	101	85.1	86.2	87.2	88.5	91.1	95.0	97.3	99.6	102.0
56. FRENCH NAVY -I	92.10	5.27	5.72%	212	85.3	86.4	87.4	88.5	91.5	95.1	99.9	102.0	104.5
57. FRENCH NAVY -II	95.27	5.51	5.78%	100	87.4	88.5	89.5	90.6	93.3	96.4	99.7	102.7	105.7
59. GERMAN AVIATORS	96.58	4.67	4.84%	1006	86.4	88.1	89.6	91.2	93.3	96.4	99.7	102.7	105.7
60. GERMAN 20 YR OLDS	93.40	5.50	5.89%	7144	85.4	87.2	89.0	90.7	93.4	97.0	100.9	103.6	107.5
61. GERMANS/25-40 YRS	98.60	5.20	5.27%	2643	91.0	92.0	92.6	93.5	96.5	101.6	105.4	107.7	110.9
62. CANADIAN MILIT'64	98.90	6.50	6.57%	565	88.8	90.7	92.7	94.3	98.5	101.6	105.4	107.7	110.5
65. ROYAL ARMOR CORP	96.97	5.81	5.99%	500	88.6	89.9	90.9	92.7	96.4	100.7	104.3	107.0	110.5
66. ROYAL AIR FORCE	98.93	4.97	5.02%	1999	87.4	90.8	92.6	95.5	98.9	102.3	105.4	107.3	110.9
67. RAF AIRCREW	98.67	5.15	5.22%	200	90.9	92.0	92.6	93.5	96.4	100.7	104.3	107.0	110.5
68. RCAF PILOTS	99.08	6.09	6.15%	314	88.3	90.6	92.0	94.7	98.4	102.1	105.4	106.9	108.9
69. RCAF NAVIGATORS	98.42	5.30	5.39%	290	89.4	90.9	92.0	94.7	98.4	102.1	105.4	106.9	108.9
70. NEW ZEALAND AIRF.	97.00	4.83	4.98%	238	(89.1)	(89.1)	(93.7)	(93.7)	96.3	100.3	104.3	107.1	110.9
71. AUSTRALIAN CADETS	95.70	4.90	5.12%	97	88.0	89.1	90.9	92.7	96.4	100.7	104.3	107.0	110.5
72. AUSTRALIAN RATED	98.70	5.80	5.88%	384	84.1	85.8	87.4	89.9	93.0	96.5	100.1	103.1	106.6
75. LATIN AMERICANS	91.50	5.10	5.57%	1985	83.0	84.7	86.4	88.9	92.0	95.1	98.2	101.3	104.4
78. SOUTH AFRICANS	94.70	6.07	6.41%	1438	85.9	87.4	88.9	90.4	93.8	97.2	100.6	104.0	107.4
79. JAPANESE CIV. MEN	90.30	5.20	5.76%	1870	(81.7)	(81.7)	(86.8)	(86.8)	94.2	97.2	100.2	103.2	106.2
80. JAPANESE AIRFORCE	89.10	3.86	4.33%	1176	83.2	84.4	85.8	87.7	90.0	92.6	95.2	97.8	100.4
81. JAPAN AF PILOTS	90.32	3.77	4.17%	210	84.9	85.8	86.4	87.7	90.0	92.6	95.2	97.8	100.4
82. JAPAN AF NAVIG	89.00	3.74	4.20%	538	83.2	84.4	85.8	87.7	90.0	92.6	95.2	97.8	100.4
83. JAPANESE PILOTS	89.28	3.90	4.37%	239	83.1	84.3	85.5	86.5	89.1	91.8	94.3	96.7	99.1
84. THAI MILITARY	86.30	4.10	4.75%	2950	80.0	81.5	83.5	85.5	89.0	92.5	96.0	99.5	103.0
85. VIETNAM MILITARY	82.77	4.04	4.88%	2114	77.0	78.3	80.5	82.9	85.4	88.1	90.2	92.3	94.4
86. R.O.K.A.F. PILOTS	89.34	4.85	5.43%	264	82.0	83.9	85.2	86.2	89.1	92.2	95.4	97.9	100.4
87. KOREAN FORCES -65	87.50	3.30	3.77%	3747	82.0	83.1	84.3	85.0	87.5	89.8	91.7	93.1	95.4
90. IRANIAN MILITARY	91.63	4.79	5.23%	9414	84.3	85.8	87.4	89.9	93.0	96.5	100.1	103.1	106.6
91. AUSTRALIAN ARMY69	93.98	5.08	5.41%	3635	86.1	87.4	88.9	90.4	93.8	97.2	100.6	104.0	107.4
179. BUTTOCK CIRCUMFERENCE, SITTING.....													
2. US WOMEN-D/A 1940	98.09	9.93	10.12%	****	(81.8)	(81.8)	(91.4)	(91.4)	99.5	103.5	107.7	110.8	113.9
7. AIR FORCE WMN '68	100.00	6.09	6.09%	1905	87.4	90.8	92.7	95.9	99.5	103.5	107.7	110.8	113.9
8. WAF-NURSE OFCRS	101.89	6.89	6.76%	548	89.2	92.0	93.7	96.8	101.0	106.0	111.3	114.9	118.0
9. ENLISTED WAFS/W	99.42	5.53	5.56%	1216	87.3	90.6	92.5	95.8	99.2	102.7	106.2	108.7	111.6
10. ENLISTED WAFS/B	97.78	5.46	5.56%	131	89.2	91.1	94.2	97.5	100.9	104.6	108.3	111.6	114.6

ENGLISH VALUES		STD DEV	COEF OF V	-N-	1ST	5TH	10TH	25TH	50TH	75TH	90TH	95TH	99TH
PERCENTILES													
-12a--BUTTOCK CIRCUMFERENCE-CONTINUED													
48. NATO SURVEY-60/61	36.94	1.98	5.36%	3325	32.7	33.8	34.4	35.5	36.9	38.2	39.5	40.3	41.7
49. TURKISH MIL.*60	36.14	1.99	5.51%	912	32.0	33.1	33.7	34.7	36.0	37.4	38.8	39.7	41.2
50. GREEK MILIT.*61	36.99	1.80	4.87%	1071	33.1	34.2	34.7	35.7	36.9	38.2	39.4	40.1	41.2
51. ITALIAN MIL.*61	37.44	1.94	5.18%	1342	33.4	34.4	35.0	36.1	37.4	38.7	39.9	40.7	42.3
52. BANTU MINERS	33.91	1.62	4.76%	485	31.5	31.5			33.7			37.0	
53. FRENCH ARMY	36.71	1.89	5.15%	794	34.0	34.5	34.5	35.6	36.6	37.9	39.0	39.8	
54. FRENCH PILOTS	38.00	1.96	5.16%	65	34.6	35.0	35.0	37.1	38.0	39.2	40.5	40.9	
55. FRENCH STUD PILOT	36.12	1.64	4.54%	101	33.9	34.3	34.3	34.9	35.9	37.4	38.3	39.2	
56. FRENCH NAVY -I	36.26	2.07	5.71%	212	33.6	33.9	34.8	35.8	36.0	37.4	39.3	40.2	
57. FRENCH NAVY -II	37.51	2.17	5.79%	100	34.4	34.8	34.8	35.9	37.2	39.0	40.8	41.6	
59. GERMAN AVIATORS	38.02	1.84	4.84%	1006	35.1	35.7	35.7	36.7	38.0	39.3	40.4	41.1	42.3
60. GERMAN 20 YR OLDS	36.77	2.17	5.90%	7144	33.6	34.3	34.3	35.4	36.8	38.2	39.7	40.8	
61. GERMANS/25-40 YRS	38.82	2.05	5.28%	2643	35.8	36.2	37.5	38.8	40.0	41.5	42.4		
62. CANADIAN MILIT.*64	38.94	2.58	6.63%	565	35.0	35.7	37.1	38.9	40.6	42.2	43.5		
65. ROYAL ARMOR CORP	38.18	2.29	6.00%	500	34.9	35.4	36.5	38.0	39.6	41.1	42.1		
66. ROYAL AIR FORCE	38.95	1.96	5.03%	1999	35.7	36.4	37.6	38.9	40.3	41.5	42.2		43.7
67. RAF AIRCREW	38.85	2.03	5.25%	200	35.8	36.2	37.3	38.7	40.2	41.5	42.1		
68. RCAF PILOTS	39.61	2.40	6.15%	314	34.8	35.7	37.4	39.2	40.6	41.7	42.9		
69. RCAF NAVIGATORS	38.75	2.09	5.39%	290	35.2	35.8	37.4	38.8	40.1	41.5	42.2		
70. NEW ZEALAND AIRF.	38.19	1.90	4.98%	238	(35.1)	(36.9)	(37.9)	(39.5)	(41.3)	(41.2)	(42.5)		
71. AUSTRALIAN CADETS	37.68	1.93	5.12%	97	34.6	35.1	36.4	37.8	39.3	40.5	41.1		
72. AUSTRALIAN RATED	38.86	2.28	5.87%	384	33.1	33.3	34.4	35.6	36.9	38.3	39.3		
75. LATIN AMERICANS	36.00	2.00	5.56%	1985	32.7	33.8	34.3	35.1	36.9	38.3	39.3		
78. SOUTH AFRICANS	37.28	2.39	6.41%	1438	33.8	(32.3)	(34.3)	(36.9)	(38.9)	(41.1)	(43.1)		
79. JAPANESE CIV. MEN	35.60	2.00	5.62%	1670	(32.3)	32.8	33.2	34.0	35.0	36.1	37.0	37.7	
80. JAPANESE AIRFORCE	35.08	1.52	4.33%	1176	32.8	33.4	33.8	34.5	35.4	36.5	37.5	38.1	
81. JAPAN AF PILOTS	35.56	1.48	4.16%	210	32.8	33.2	33.2	34.0	35.0	36.0	36.9	37.5	
82. JAPAN AF NAVIG	35.04	1.47	4.26%	538	32.8	33.2	33.2	34.1	35.1	36.1	37.1	37.7	
83. JAPANESE PILOTS	35.15	1.54	4.38%	239	32.7	33.2	34.1	35.1	36.1	37.1	37.7	38.1	
84. THAI MILITARY	33.97	1.61	4.74%	2950	31.5	32.1	32.9	33.9	35.0	36.0	36.8	37.5	
85. VIETNAM MILITARY	32.59	1.59	4.88%	2114	30.3	30.8	31.7	32.6	33.6	34.7	35.5	36.5	37.5
86. R.O.K.A.F. PILOTS	35.17	1.91	5.43%	264	32.3	33.0	33.9	35.1	36.3	37.6	38.5	39.5	
87. KOREAN FORCES -65	34.45	1.30	3.77%	3747	32.3	32.7	33.5	34.4	35.4	36.1	36.7	37.4	
90. IRANIAN MILITARY	36.07	1.89	5.24%	9414	33.2	33.8	34.8	35.9	37.2	38.4	39.4	40.6	
91. AUSTRALIAN ARMY*69	37.00	2.00	5.41%	3695	33.9	34.4	35.4	36.6	38.0	39.4	40.6		
179. BUTTOCK CIRCUMFERENCE, SITTING.....													
2. US WOMEN-D/A 1940	38.62	3.91	10.12%	****	(32.2)	(36.0)	(36.0)	(36.0)	(36.0)	(41.3)	(45.1)	(45.1)	
7. AIR FORCE WOMEN *68	39.37	2.40	6.10%	1905	34.4	35.8	36.5	37.8	39.2	40.7	42.4	43.6	46.5
8. WAF-NURSE OFCRS	40.12	2.71	6.75%	548	35.1	36.2	36.9	38.1	39.8	41.7	43.8	45.2	48.1
9. ENLISTED WAFS/W	39.14	2.18	5.57%	1216	34.4	35.7	36.4	37.7	39.1	40.4	41.8	42.8	45.1
10. ENLISTED WAFS/B	38.50	2.15	5.58%	131	35.1	35.9	37.1	38.4	39.7	41.2	42.3		

METRIC VALUES	MEAN	STD DEV	COEF OF V	1ST	5TH	10TH	25TH	50TH	75TH	90TH	95TH	99TH
*PERCENTILES - - - - -												
179. BUTTOCK CIRCUMFERENCE, SITTING--CONTINUED												
17. USAF BASIC TR *52 100.50	7.36	7.32%	3323	91.6	93.8	92.4	95.5	99.7	103.9	109.7	114.3	
18. USAF FLY PRSNL *50 105.88	7.01	6.62%	4003	87.4	90.5	92.4	96.1	100.9	106.6	112.4	118.2	124.4
19. USAF SURVEY 1965 101.79	7.86	7.72%	3859	88.7	94.5	97.4	101.9	106.4	110.6	114.4	116.9	122.1
20. OFFICERS---1965 106.22	6.70	6.31%	549	87.8	90.8	92.8	97.1	102.2	107.7	113.3	117.3	126.9
21. ENLISTED MEN*65 102.86	8.11	7.88%	792	86.6	90.3	92.0	95.0	99.3	104.8	111.0	115.2	123.8
23. BASIC TRAINEE*65 100.49	7.60	7.56%	2527	93.6	97.0	99.0	102.5	106.4	110.3	113.9	116.2	121.6
24. NAVY FLYERS *64 106.45	5.83	5.48%	1529	93.1	97.1	99.2	103.0	107.4	112.0	116.5	119.3	124.6
25. USAF FLY PRSNL *67 107.64	6.74	6.26%	2420	92.7	95.9	97.9	101.6	106.0	110.6	114.6	115.9	120.9
26. STUDENT PLT *67 106.18	6.32	5.95%	505	93.8	97.8	100.0	103.8	108.0	112.5	116.8	119.6	125.3
27. RATED PILOTS*67 108.30	6.58	6.08%	1187	95.5	97.7	101.5	106.2	111.5	116.6	119.5		
28. SOT NAVIGAT *67 106.67	7.14	6.69%	188	93.7	97.4	99.4	102.9	107.4	112.3	117.3	120.4	126.3
29. NATO SURVEY-60/61 99.39	6.20	6.24%	3325	86.4	89.9	91.9	95.2	99.1	103.2	107.4	110.2	116.2
48. TURKISH MIL *60 96.02	6.00	6.25%	912	83.8	87.2	89.0	91.9	95.5	99.7	104.1	105.9	112.7
50. GREEK MILIT *61 99.32	5.07	5.10%	1071	88.9	91.7	93.1	95.7	98.9	102.6	106.2	108.5	112.9
51. ITALIAN MIL *61 101.74	5.10	6.00%	1342	89.6	92.7	94.5	97.6	101.3	105.3	109.6	112.6	119.3
59. GERMAN AVIATORS 103.80	5.53	5.33%	1006	92.1	95.4	97.1	100.0	103.4	107.2	111.1	113.6	118.7
80. JAPANESE AIRFORCE 98.32	4.71	4.79%	1176	91.3	92.6	92.6	95.0	97.9	101.3	104.5	106.6	
81. JAPAN AF PILOTS 100.23	4.90	4.89%	210	93.0	94.3	94.3	96.8	99.8	103.2	106.5	108.6	
82. JAPAN AF NAVIG 98.07	4.53	4.62%	538	91.0	92.4	92.4	94.8	97.8	101.0	104.0	106.0	
83. JAPANESE PILOTS 97.47	6.64	6.81%	184	90.6	91.6	91.6	94.2	97.1	100.2	103.6	105.6	
86. R.O.K.A.F. PILOTS 95.91	7.15	7.45%	254	85.7	88.6	88.6	92.2	95.7	100.3	104.2	107.0	
180. BUTTOCK CIRCUMFERENCE, SITTING, OVER FOUNDATION GARMENT.....												
7. AIR FORCE WMN *68 99.62	6.10	6.12%	1513	87.3	90.6	92.4	95.5	99.1	103.0	107.2	110.3	117.8
8. WAF-NURSE OFCS 102.29	7.01	6.85%	390	88.8	91.8	93.8	97.3	101.7	106.5	111.5	114.9	122.4
9. ENLISTED WAFS/M 98.84	5.46	5.52%	1018	87.1	90.3	92.1	95.3	98.6	102.0	105.4	107.8	113.7
10. ENLISTED WAFS/B 97.44	5.18	5.32%	38	89.8	91.3	91.3	94.1	97.1	99.9	103.5	105.7	
183. BUTTOCK DEPTH.....												
1. STEWARDESSES 1971 20.38	1.02	5.00%	421	17.4	18.8	19.1	19.7	20.3	21.0	21.7	22.1	
7. AIR FORCE WMN *68 21.15	1.79	8.46%	1905	17.4	18.4	19.0	19.9	21.0	22.2	23.5	24.3	26.2
8. WAF-NURSE OFCS 21.45	2.01	9.37%	548	17.7	18.7	19.1	20.0	21.2	22.7	24.3	25.2	26.9
9. ENLISTED WAFS/M 21.01	1.68	8.00%	1216	17.4	18.3	18.9	19.9	20.9	22.1	23.1	23.9	25.5
10. ENLISTED WAFS/B 21.29	1.58	7.42%	131	18.6	19.2	19.2	20.2	21.3	22.3	23.2	23.9	
13. AIR TRAFFIC CNTRL 23.99	2.22	9.25%	681	20.4	21.0	21.0	22.0	23.5	25.1	26.6	27.7	
18. USAF FLY PRSNL *50 22.35	2.04	9.13%	4000	18.2	19.2	19.8	20.9	22.2	23.7	25.1	25.9	27.6
19. USAF SURVEY 1965 23.53	2.31	9.82%	3859	19.2	20.3	20.8	21.8	23.2	25.0	26.7	27.8	29.7
20. OFFICERS---1965 25.04	1.93	7.71%	549	21.2	22.0	22.6	23.7	25.0	26.3	27.6	28.3	29.9
21. ENLISTED MEN*65 24.36	2.46	10.10%	732	19.5	20.7	21.3	22.6	24.2	25.9	27.6	28.7	30.6
23. BASIC TRAINEE*65 22.95	2.09	9.11%	2527	19.0	20.1	20.6	21.4	22.6	24.1	25.8	26.9	29.2
24. NAVY FLYERS *64 24.15	1.87	7.74%	1529	19.9	21.1	21.8	22.9	24.1	25.4	26.6	27.3	28.7

ENGLISH VALUES		MEAN	STD DEV	COEF OF V	-N-	1ST	5TH	10TH	25TH	50TH	75TH	90TH	95TH	99TH
PERCENTILES														
-179. BUTTOCK CIRCUMFERENCE, SITTING-CONTINUED														
17. USAF BASIC TR '52	39.57	2.90	7.33%	3323	34.5	35.7	36.4	37.6	39.3	40.9	43.2	45.0	48.7	
18. USAF FLY PRSNL '50	41.68	2.76	6.62%	4000	36.1	37.5	38.3	39.7	41.5	43.4	45.3	45.5	49.0	
19. USAF SURVEY 1965	40.07	3.09	7.71%	3859	34.4	35.6	36.4	37.8	39.7	42.0	44.3	45.8	48.8	
20. OFFICERS---1965	41.62	2.64	6.31%	549	34.9	37.2	38.3	40.1	41.9	43.6	45.1	46.0	48.1	
21. ENLISTED MEN '65	40.50	3.19	7.88%	732	34.6	35.8	36.6	38.2	40.2	42.4	44.6	45.2	50.0	
23. BASIC TRAINEE '65	39.56	2.99	7.56%	2527	34.1	35.5	36.2	37.4	39.1	41.3	43.7	45.4	48.7	
24. NAVY FLYERS '64	41.91	2.30	5.49%	1529	36.9	38.2	39.0	40.4	41.9	43.4	44.8	45.4	47.9	
25. USAF FLY PRSNL '67	42.38	2.66	6.28%	2420	36.7	38.2	39.1	40.5	42.3	44.1	45.9	47.0	49.1	
26. STUDENT PLT '67	41.80	2.49	5.96%	505	36.5	37.7	38.5	40.0	41.7	43.5	45.1	46.0	47.6	
27. RATED PILOTS '67	42.64	2.59	6.07%	1187	36.9	38.5	39.4	40.9	42.5	44.3	46.0	47.1	49.3	
28. SOT NAVIGAT '67	41.99	2.81	6.69%	188	36.9	38.4	39.1	40.5	42.3	44.2	46.2	47.4	49.7	
29. SOT NAVIGAT '67	42.52	2.77	6.51%	505	36.9	38.4	39.1	40.5	42.3	44.2	46.2	47.4	49.7	
48. NATO SURVEY-60/61	39.13	2.44	6.24%	3325	34.0	35.4	36.2	37.5	39.0	40.6	42.3	43.4	45.8	
49. TURKISH MIL. '60	37.80	2.36	6.24%	912	33.0	34.4	35.0	36.2	37.6	39.3	41.0	42.1	44.4	
50. GREEK MILIT '61	39.10	2.00	5.12%	1071	35.0	36.1	36.7	37.7	38.9	40.4	41.8	42.7	44.5	
51. ITALIAN MIL. '61	40.15	2.40	5.99%	1342	35.3	36.5	37.2	38.4	39.9	41.5	43.2	44.3	47.0	
59. GERMAN AVIATORS	40.87	2.18	5.33%	1006	36.3	37.6	38.2	39.4	40.7	42.2	43.7	44.7	46.7	
80. JAPANESE AIRFORCE	38.71	1.85	4.78%	1176	35.9	36.5	37.1	38.1	39.3	40.6	41.9	42.8		
81. JAPAN AF PILOTS	39.46	1.93	4.89%	210	36.6	37.1	37.6	38.4	39.3	40.6	41.9	42.8		
82. JAPAN AF NAVIG	38.61	1.78	4.61%	538	35.8	36.4	36.4	37.3	38.5	39.8	40.9	41.7		
83. JAPANESE PILOTS	38.37	2.61	6.80%	184	35.7	36.1	36.1	37.1	38.2	39.4	40.8	41.6		
86. R.O.K.A.F. PILOTS	37.76	2.81	7.44%	264	33.8	34.9	35.9	37.1	38.2	39.5	41.0	42.1		
180. BUTTOCK CIRCUMFERENCE, SITTING, OVER FOUNDATION GARMENT.....														
7. AIR FORCE WMN '68	39.22	2.40	6.12%	1513	34.4	35.7	36.4	37.6	39.0	40.6	42.2	43.4	46.4	
8. WAF-NURSE OFCRS	40.27	2.76	6.85%	390	34.9	36.2	36.9	38.3	40.0	42.0	43.9	45.2	48.2	
9. ENLISTED WAFS/W	38.91	2.15	5.53%	1018	34.3	35.5	36.3	37.5	38.8	40.2	41.5	42.5	44.8	
10. ENLISTED WAFS/B	38.36	2.04	5.32%	98	35.4	35.9	37.1	38.2	39.4	40.7	42.0			
183. BUTTOCK DEPTH.....														
1. STEWARDESSES 1971	8.02	.40	4.99%	421		7.4	7.5	7.8	8.0	8.3	8.5	8.7		
7. AIR FORCE WMN '68	8.33	.70	8.40%	1905	6.9	7.3	7.5	7.8	8.3	8.8	9.2	9.6	10.3	
8. WAF-NURSE OFCRS	8.45	.79	9.35%	548	7.0	7.3	7.5	7.9	8.3	8.9	9.6	9.9	10.6	
9. ENLISTED WAFS/W	8.27	.66	7.98%	1216	6.8	7.2	7.4	7.8	8.3	8.7	9.1	9.4	10.0	
10. ENLISTED WAFS/B	8.38	.62	7.40%	131		7.3	7.5	7.9	8.4	8.8	9.1	9.4		
13. AIR TRAFFIC CNTRL	9.44	.88	9.32%	681		8.0	8.3	8.7	9.3	9.9	10.5	10.9		
18. USAF FLY PRSNL '50	8.80	.80	9.09%	4000	7.2	7.6	7.8	8.2	8.8	9.3	9.9	10.2	10.9	
19. USAF SURVEY 1965	9.26	.91	9.83%	3859	7.6	8.0	8.2	8.6	9.2	9.8	10.5	10.9	11.7	
20. OFFICERS---1965	9.86	.76	7.71%	549	8.4	8.7	8.9	9.3	9.8	10.4	10.9	11.2	11.8	
21. ENLISTED MEN '65	9.59	.97	10.11%	792	7.7	8.1	8.4	8.9	9.5	10.2	10.9	11.3	12.1	
23. BASIC TRAINEE '65	9.03	.82	9.08%	2527	7.5	7.9	8.1	8.4	8.9	9.5	10.2	10.6	11.5	
24. NAVY FLYERS '64	9.51	.73	7.68%	1529	7.8	8.3	8.6	9.0	9.5	10.0	10.5	10.8	11.3	

METRIC VALUES	MEAN	STD DEV	COEF OF V	-V-	1ST	5TH	10TH	25TH	50TH	75TH	90TH	95TH	99TH
183. BUTTOCK DEPTH-CONTINUED													
25. USAF FLY PRSNL '67	23.97	2.05	8.55%	2420	19.4	20.7	21.4	22.5	23.9	25.3	26.7	27.5	28.8
26. STUDENT PLT '67	23.50	1.98	8.43%	505	18.9	20.3	21.0	22.1	23.4	24.8	26.1	25.9	27.9
27. RATED PILOTS '67	24.22	2.04	8.42%	1187	20.0	20.9	21.6	22.8	24.2	25.6	26.8	27.6	29.1
28. SOT NAVIGAT '67	23.58	1.93	8.18%	188		20.6	21.2	22.2	23.4	24.8	26.2	27.0	
29. NATO SURVEY-60/61	24.01	2.08	8.66%	505	19.5	20.8	21.4	22.6	23.9	25.3	26.7	27.6	29.4
48. NATO SURVEY-60/61	23.14	1.87	8.08%	3325	19.3	20.3	20.9	21.8	23.0	24.3	25.6	25.4	28.0
49. TURKISH MIL '60	22.64	1.96	8.66%	912	18.9	19.8	20.3	21.2	22.5	23.9	25.3	26.2	27.8
50. GREEK MILIT '61	22.84	1.65	7.22%	1071	19.4	20.4	20.8	21.7	22.7	23.9	25.0	25.8	27.3
51. ITALIAN MIL '61	23.72	1.81	7.63%	1342	20.1	21.0	21.5	22.4	23.6	24.9	26.1	26.9	28.3
52. BANTU MINERS	21.21	1.21	5.70%	485		19.4			21.1		23.3		
59. GERMAN AVIATORS	22.57	1.97	8.73%	1006	18.4	19.5	20.2	21.2	22.5	23.8	25.1	26.0	27.8
80. JAPANESE AIRFORCE	21.47	1.78	8.29%	1176		18.8	19.3	20.2	21.4	22.6	23.8	24.5	
81. JAPAN AF PILOTS	21.94	1.84	8.39%	210		19.2	19.7	20.7	21.8	23.1	24.3	25.0	
82. JAPAN AF NAVIG	21.37	1.82	8.52%	538		18.6	19.2	20.2	21.3	22.5	23.6	24.3	
86. R.O.K.A.F. PILOTS	20.69	2.04	9.86%	254		17.8	18.5	19.3	20.4	21.8	23.3	24.3	
185. BUTTOCK DEPTH, OVER FOUNDATION GARMENT.....													
7. AIR FORCE WMN '68	21.59	1.97	9.12%	1513	17.9	18.7	19.3	20.3	21.4	22.7	24.1	25.2	28.0
8. WAF-NURSE OFCRS	22.45	2.33	10.37%	390	18.3	19.2	19.7	20.7	22.1	23.9	25.7	26.8	29.0
9. ENLISTED WAFS/W	21.28	1.73	8.13%	1018	17.8	18.6	19.2	20.1	21.2	22.3	23.4	24.2	26.0
10. ENLISTED WAFS/B	21.45	1.79	8.34%	98		18.7	19.3	20.3	21.4	22.5	23.7	24.7	
188. BUTTOCK HEIGHT.....													
7. AIR FORCE WMN '68	82.21	4.16	5.06%	1905	73.3	75.4	76.8	79.3	82.1	85.0	87.6	89.2	92.1
8. WAF-NURSE OFCRS	82.08	4.26	5.19%	548	72.9	74.9	76.4	79.2	82.2	85.0	87.4	88.9	92.4
9. ENLISTED WAFS/W	82.09	4.06	4.95%	1216	73.5	75.5	76.8	79.2	82.0	84.8	87.4	89.0	92.0
10. ENLISTED WAFS/B	84.14	4.07	4.84%	131		77.3	78.6	81.1	84.1	87.1	89.6	90.8	
19. USAF SURVEY 1965	90.30	4.68	5.18%	3869	79.8	82.8	84.4	87.1	90.2	93.3	96.3	98.3	102.5
20. OFFICERS---1965	91.16	4.50	4.94%	549	81.5	83.8	85.3	88.0	91.1	94.2	96.9	98.5	101.6
21. ENLISTED MEN '65	89.95	4.67	5.19%	792	78.7	82.3	84.1	86.9	89.9	92.9	95.9	97.8	101.6
23. BASIC TRAINEE65	90.22	4.71	5.22%	2527	79.8	82.8	84.4	87.1	90.1	93.2	96.3	98.3	102.9
25. USAF FLY PRSNL '67	90.11	4.39	4.87%	2420	80.2	83.1	84.6	87.1	90.0	93.0	95.8	97.5	100.9
26. STUDENT PLT '67	90.41	4.06	4.49%	505	81.6	83.7	85.1	87.5	90.4	93.3	95.7	97.1	99.4
27. RATED PILOTS '67	90.12	4.41	4.89%	1197	80.1	83.1	84.6	87.1	90.0	93.0	95.9	97.6	100.6
28. SOT NAVIGAT '67	90.65	4.39	4.84%	188		83.5	85.1	87.6	90.5	93.5	96.5	98.4	
29. NATO SURVEY-60/61	89.68	4.57	5.10%	505	79.4	82.5	84.1	86.6	89.5	92.6	95.7	97.7	101.8
48. NATO SURVEY-60/61	85.51	4.20	4.91%	3325	76.6	78.8	80.1	82.5	85.4	88.3	91.1	92.7	95.6
49. TURKISH MIL '60	84.67	3.86	4.56%	912	76.5	78.5	79.7	81.3	84.6	87.3	89.8	91.2	93.6
50. GREEK MILIT '61	84.89	3.95	4.65%	1071	76.0	78.6	79.9	82.2	84.8	87.5	90.1	91.8	95.0
51. ITALIAN MIL '61	86.56	4.38	5.06%	1342	77.2	79.3	80.8	83.5	86.6	89.6	92.2	93.8	96.8
59. GERMAN AVIATORS	89.65	4.29	4.79%	1006	79.5	82.8	84.3	86.8	89.5	92.5	95.3	97.0	99.5

ENGLISH VALUES	MEAN	STD DEV	COEF OF V	-N-	1ST	5TH	10TH	25TH	50TH	75TH	90TH	95TH	99TH
PERCENTILES													
183. BUTTOCK DEPTH-CONTINUED													
25. USAF FLY PRSNL '67	9.44	.81	8.58%	2420	7.7	8.2	8.4	8.9	9.4	10.0	10.5	10.8	11.4
26. STUDENT PLT '67	9.25	.78	8.43%	505	7.4	8.0	8.3	8.7	9.2	9.8	10.3	10.6	11.0
27. RATED PILOTS '67	9.54	.80	8.39%	1187	7.9	8.2	8.5	9.0	9.5	10.1	10.6	10.9	11.4
28. SOT NAVIGAT '67	9.28	.76	8.19%	188		8.1	8.4	8.8	9.2	9.8	10.3	10.7	
29. BID-NAVIGAT '67	9.45	.82	8.68%	505	7.7	8.2	8.4	8.9	9.4	10.0	10.5	10.9	11.6
48. NATO SURVEY-60/61	9.11	.73	8.01%	3325	7.6	8.0	8.2	8.6	9.1	9.6	10.1	10.4	11.0
49. TURKISH MIL '60	8.91	.77	8.64%	912	7.4	7.8	8.0	8.4	8.8	9.4	10.0	10.3	10.9
50. GREEK MILIT '61	8.99	.65	7.23%	1071	7.7	8.0	8.2	8.5	9.0	9.4	9.9	10.2	10.7
51. ITALIAN MIL '61	9.34	.71	7.60%	1342	7.9	8.3	8.5	8.8	9.3	9.8	10.3	10.6	11.2
52. BANTU MINERS	8.35	.48	5.75%	485		7.6			8.3			9.2	
59. GERMAN AVIATORS	8.89	.78	8.77%	1006	7.2	7.7	7.9	8.4	8.9	9.4	9.9	10.2	11.0
80. JAPANESE AIRFORCE	8.45	.70	8.28%	1176		7.4	7.6	8.0	8.4	8.9	9.4	9.6	
81. JAPAN AF PILOTS	8.64	.72	8.33%	210		7.6	7.8	8.1	8.6	9.1	9.6	9.8	
82. JAPAN AF NAVIG	8.41	.72	8.56%	538		7.3	7.6	8.0	8.4	8.9	9.3	9.6	
86. R.O.K.A.F. PILOTS	8.44	.80	9.48%	254		7.0	7.3	7.6	8.1	8.6	9.2	9.6	
185. BUTTOCK DEPTH, OVER FOUNDATION GARMENT.....													
7. AIR FORCE WMN '68	8.50	.78	9.18%	1513	7.0	7.4	7.6	8.0	8.4	8.9	9.5	9.9	11.0
8. WAF-NURSE OFCRS	8.84	.92	10.41%	390	7.2	7.6	7.8	8.2	8.7	9.4	10.1	10.6	11.4
9. ENLISTED WAFS/W	8.38	.68	8.11%	1018	7.0	7.3	7.5	7.9	8.4	8.8	9.2	9.5	10.2
10. ENLISTED WAFS/B	8.45	.70	8.28%	98		7.4	7.6	8.0	8.4	8.9	9.3	9.7	
188. BUTTOCK HEIGHT.....													
7. AIR FORCE WMN '68	32.37	1.64	5.07%	1905	28.9	29.7	30.2	31.2	32.3	33.5	34.5	35.1	36.3
8. WAF-NURSE OFCRS	32.32	1.68	5.20%	548	28.7	29.5	30.1	31.2	32.4	33.5	34.4	35.0	36.4
9. ENLISTED WAFS/W	32.32	1.60	4.95%	1216	28.9	29.7	30.3	31.2	32.3	33.4	34.4	35.0	36.2
10. ENLISTED WAFS/B	33.13	1.60	4.83%	131		30.5	31.0	31.9	33.1	34.3	35.3	35.8	
19. USAF SURVEY 1965	35.55	1.84	5.18%	3859	31.4	32.6	33.2	34.3	35.5	36.7	37.9	38.7	40.3
20. OFFICERS---1965	35.89	1.77	4.93%	549	32.1	33.0	33.6	34.7	35.9	37.1	38.2	38.8	40.0
21. ENLISTED MEN '65	35.42	1.84	5.19%	792	31.0	32.4	33.1	34.2	35.4	36.6	37.8	38.5	40.5
23. BASIC TRAINEE '65	35.52	1.85	5.21%	2527	31.4	32.6	33.2	34.3	35.5	36.7	37.9	38.7	40.5
25. USAF FLY PRSNL '67	35.47	1.73	4.88%	2420	31.6	32.7	33.3	34.3	35.4	36.6	37.7	38.4	39.7
26. STUDENT PLT '67	35.59	1.60	4.50%	505	32.1	33.0	33.5	34.5	35.6	36.7	37.7	38.2	39.1
27. RATED PILOTS '67	35.48	1.74	4.90%	1187	31.5	32.7	33.3	34.3	35.4	36.6	37.8	38.4	39.6
28. SOT NAVIGAT '67	35.69	1.73	4.85%	188		32.9	33.5	34.5	35.6	36.8	38.0	38.8	
29. BID-NAVIGAT '67	35.31	1.80	5.10%	505	31.3	32.5	33.1	34.1	35.2	36.5	37.7	38.5	40.1
48. NATO SURVEY-60/61	33.66	1.65	4.90%	3325	30.2	31.0	31.6	32.5	33.6	34.8	35.9	36.5	37.6
49. TURKISH MIL '60	33.33	1.52	4.56%	912	30.1	30.9	31.4	32.3	33.3	34.4	35.5	35.9	36.8
50. GREEK MILIT '61	33.42	1.56	4.67%	1071	29.9	30.9	31.5	32.4	33.4	34.4	35.5	35.1	37.4
51. ITALIAN MIL '61	34.08	1.72	5.05%	1342	30.4	31.2	31.8	32.9	34.1	35.3	36.3	36.9	38.1
59. GERMAN AVIATORS	35.30	1.69	4.79%	1006	31.3	32.6	33.2	34.2	35.2	36.4	37.5	38.2	39.2

METRIC VALUES	MEAN	STD DEV	COEF OF V	-N-	1ST	5TH	10TH	25TH	50TH	75TH	90TH	95TH	99TH
191. BUTTOCK-HEEL LENGTH.....													
13. AIR TRAFFIC CNTRL	108.41	4.89	4.51%	681	100.3	101.8	104.9	108.3	111.5	114.6	116.3		
18. USAF FLY PRSNL '50	108.45	5.14	4.74%	4000	97.2	100.2	101.9	104.9	108.4	111.8	115.0	117.0	121.1
34. ARMY AVIATORS '59	114.09	4.16	3.65%	500	106.9	108.7	111.2	114.0	117.0	119.6	120.9		
35. ARMY HELIO-SIGNS	111.30	5.10	4.58%	1640	102.7	104.6	107.9	111.2	114.9	117.8	120.0		
45. AUSTRALIAN-PILOTS	102.55	4.63	4.51%	35	94.9	96.6	99.4	102.6	105.7	108.5	110.2		
52. BANTU MINERS	101.35	4.69	4.63%	485	94.2			101.0					
53. FRENCH ARMY	107.60	5.93	5.51%	794	97.9	100.3	103.5	107.5	111.6	115.3	117.7		
54. FRENCH PILOTS	103.75	4.31	4.15%	65	98.9	99.0	100.9	103.3	106.2	109.8	111.7		
55. FRENCH STUD PILOT	105.49	5.00	4.74%	101	96.6	99.4	101.7	106.0	109.5	111.9	112.0		
56. FRENCH NAVY -I	105.66	5.52	5.22%	212	96.6	99.2	102.0	105.4	110.0	112.8	115.0		
57. FRENCH NAVY -II	102.98	4.61	4.48%	100	96.1	96.5	99.8	102.6	106.3	109.8	112.0		
60. GERMAN 20 YR OLDS	103.90	4.70	4.52%	7144	96.4	98.1	100.7	103.9	107.1	110.1	112.1		
61. GERMAN/25-40 YRS	103.20	4.60	4.46%	2643	96.0	97.4	99.3	103.4	106.2	108.8	111.2		
63. CANADIAN STU PLT	108.96	5.07	4.65%	580	100.8	102.3	105.4	108.9	112.5	115.8	117.8		
64. CANADIAN STU OBS	109.72	5.33	4.86%	998	101.8	103.6	106.4	109.4	113.2	117.0	119.1		
65. ROYAL ARMOR CORP	108.03	5.12	4.74%	500	99.4	101.6	104.6	107.9	111.3	114.5	116.3		
66. ROYAL AIR FORCE	108.99	5.13	4.71%	1993	97.6	100.7	102.5	105.5	108.9	112.4	115.7	117.6	121.3
68. RCAF PILOTS	111.35	4.90	4.40%	314	103.1	104.9	107.6	111.2	115.0	117.8	119.3		
69. RCAF NAVIGATORS	110.99	5.15	4.64%	290	102.8	104.1	107.1	110.9	114.2	117.6	119.6		
70. NEW ZEALAND AIRF.	108.75	5.64	5.19%	238	(99.5)		(104.9)		(112.6)		(118.0)		
71. AUSTRALIAN CADETS	109.70	4.90	4.47%	97	99.8			109.0			118.2		
72. AUSTRALIAN RATED	110.10	4.96	4.50%	384	100.3			109.3			118.3		
76. AUSTRALIAN PILOT/M	108.33	4.72	4.36%	75	100.6	102.3	105.1	108.3	111.5	114.4	116.1		
78. SOUTH AFRICANS	106.22	5.05	4.75%	1485	97.9			105.9			114.0		
86. R.O.K.A.F. PILOTS	101.04	4.19	4.15%	264	93.7	95.5	98.3	101.0	103.9	106.6	107.7		
89. SWEDISH AVIATORS	111.45	4.82	4.32%	240	(103.5)		(108.2)		(114.7)		(119.4)		
194. BUTTOCK-KNEE LENGTH.....													
1. STEWARDESSES 1971	57.45	2.35	4.09%	423	53.8	54.6	55.9	57.4	59.0	60.6	61.5		
3. WAS PILOTS 1942	57.50	2.40	4.17%	447	53.6	54.3	55.8	57.5	59.2	60.6	61.5		
4. AAF NURSES 1942	56.80	2.30	4.05%	152	53.2	53.9	55.2	56.7	58.3	59.9	60.9		
5. MAC SEPARATEE 1946	56.89	2.95	5.19%	7533	50.1	52.1	53.1	54.9	56.9	58.8	60.6	61.8	64.4
7. AIR FORCE WVN '68	57.43	2.63	4.58%	1905	51.8	53.2	54.1	55.6	57.3	59.2	60.9	61.9	63.7
8. WAF-NURSE OFCRS	57.60	2.62	4.55%	548	51.5	53.3	54.2	55.8	57.6	59.4	61.1	62.0	63.6
9. ENLISTED WAFS/W	57.19	2.56	4.48%	1216	51.8	53.2	53.9	55.4	57.1	58.9	60.6	61.6	63.3
10. ENLISTED WAFS/B	59.02	2.70	4.57%	131	54.8	55.6	57.1	58.9	60.9	62.7	63.7		
11. HEALTH EXAM/F '62	56.83	3.11	5.47%	3581	49.7	51.8	52.9	54.8	56.9	59.0	61.2	62.5	65.3
12. WAF-EXE-25-40	57.07	3.10	5.43%	1155	50.0	52.0	53.1	55.0	57.1	59.2	61.4	62.8	66.0
13. AIR TRAFFIC CNTRL	60.27	2.79	4.63%	680	55.9	56.6	58.0	59.8	61.7	63.5	64.8		
14. ARMY SEPARATEE '46	59.41	2.81	4.73%	***	(54.8)		(57.5)		(61.3)		(64.0)		
15. A.A.F. CADETS '42	60.30	2.60	4.31%	2959	55.9	56.8	58.3	59.9	61.7	63.3	64.5		
16. A.A.F. GUNNERS '42	58.70	2.70	4.60%	583	53.7	54.9	56.9	58.8	60.5	62.1	62.8		

ENGLISH VALUES	MEAN	STD DEV	COEF OF V	1ST	5TH	10TH	25TH	50TH	75TH	90TH	95TH	99TH
191. BUTTOCK-HEEL LENGTH.....												
113. AIR TRAFFIC CNTRL	42.68	1.93	4.52%	681	39.5	40.1	41.3	42.5	43.8	45.1	45.8	
118. USAF FLY PRSNL '50	42.70	2.02	4.73%	4000	39.4	40.1	41.3	42.7	44.0	45.3	46.1	47.7
134. ARMY AVIATORS '59	44.92	1.64	3.65%	500	42.1	42.8	43.8	44.9	46.1	47.1	47.6	
135. ARMY HELIO SQUADS	43.80	2.00	4.57%	1644	40.4	41.2	42.5	43.8	45.2	46.4	47.2	
145. AUSTRALIAN PILOTS	40.37	1.82	4.51%	35	37.4	38.0	39.1	40.4	41.6	42.7	43.4	
152. BANTU MINERS	39.90	1.85	4.64%	485	37.1			39.8			43.1	
153. FRENCH ARMY	42.30	2.33	5.50%	794	38.5	39.5	40.7	42.3	43.9	45.4	46.3	
154. FRENCH PILOTS	40.85	1.70	4.16%	65	38.0	39.0	39.7	40.7	41.8	43.2	44.0	
155. FRENCH STUD PILOT	41.53	1.97	4.74%	101	38.0	39.1	40.0	41.7	43.1	44.1	44.4	
156. FRENCH NAVY - I	41.60	2.17	5.22%	212	38.0	39.1	40.2	41.5	43.3	44.4	45.3	
157. FRENCH NAVY - II	40.54	1.81	4.46%	100	37.8	38.0	39.3	40.4	41.9	43.2	44.1	
60. GERMAN 20 YR OLDS	40.91	1.85	4.52%	7144	38.0	38.6	39.6	40.9	42.2	43.3	44.1	
61. GERMANS/25-40 YRS	40.63	1.81	4.45%	2643	37.8	38.3	39.1	40.7	41.8	42.8	43.8	
63. CANADIAN STU PLT	42.90	2.00	4.66%	580	39.7	40.3	41.5	42.9	44.3	45.6	46.4	
64. CANADIAN STU OBS	43.20	2.10	4.86%	998	40.1	40.8	41.9	43.1	44.6	46.1	46.9	
65. ROYAL ARMOR CORP	42.53	2.02	4.75%	500	39.1	40.0	41.2	42.5	43.8	45.1	45.8	
66. ROYAL AIR FORCE	42.91	2.02	4.71%	1993	39.7	40.3	41.5	42.9	44.3	45.6	46.3	47.8
68. RCAF PILOTS	43.84	1.93	4.40%	314	40.6	41.3	42.4	43.8	45.3	46.4	47.1	
69. RCAF NAVIGATORS	43.70	2.03	4.65%	230	40.5	41.0	42.2	43.7	45.0	46.3	47.0	
70. NEW ZEALAND AIRF.	42.81	2.22	5.19%	238	(39.2)	(41.3)		42.9	(44.3)	(46.5)		
71. AUSTRALIAN CADETS	43.19	1.93	4.47%	97	39.3			43.0		45.6		
72. AUSTRALIAN RATED	43.35	1.95	4.50%	384	39.4	40.3	41.4	42.6	43.9	45.0	45.7	
76. AUSTRALIAN PILOT/M	42.65	1.86	4.36%	75	39.6			41.7		44.9		
78. SOUTH AFRICANS	41.82	1.99	4.76%	1445	38.5	37.6	38.7	39.8	40.9	42.0	42.4	
86. R.O.C.A.F. PILOTS	39.78	1.65	4.15%	264	36.9	(40.8)	(42.6)		(45.2)	(47.0)		
89. SWEDISH AVIATORS	43.88	1.90	4.33%	240								
194. BUTTOCK-KNEE LENGTH.....												
1. STEWARDSES 1971	22.62	.93	4.11%	423	21.2	21.5	22.0	22.6	23.2	23.9	24.2	
3. WAS PILOTS 1942	22.60	1.00	4.42%	447	21.1	21.4	22.0	22.6	23.3	23.9	24.2	
4. AAF NURSES 1942	22.40	.90	4.02%	152	20.9	21.2	21.8	22.3	23.0	23.6	24.0	
5. WAC SEPARATEE 1946	22.40	1.16	5.18%	7553	19.7	20.9	21.6	22.4	23.2	23.9	24.3	25.3
7. AIR FORCE W/M '68	22.61	1.04	4.60%	1905	20.4	21.0	21.3	21.9	22.6	23.3	24.0	25.1
8. WAF-NURSE OFCRS	22.68	1.03	4.54%	548	20.3	21.0	21.4	22.0	22.7	23.4	24.0	25.1
9. ENLISTED WAFS/W	22.52	1.01	4.48%	1216	20.4	20.9	21.2	21.8	22.5	23.2	23.9	24.9
10. ENLISTED WAFS/B	23.24	1.06	4.56%	131	21.6	21.9	22.5	23.2	24.0	24.7	25.1	
11. HEALTH EXAM/F '62	22.37	1.22	5.45%	3581	19.6	20.4	20.8	21.6	22.4	23.2	24.1	25.7
12. HEALTH EXAM/F '62	22.47	1.22	5.43%	1155	19.7	20.5	20.9	21.7	22.5	23.3	24.2	26.0
13. AIR TRAFFIC CNTRL	23.73	1.10	4.64%	680	(21.6)	22.3	22.8	23.6	24.3	25.0	25.5	
14. ARMY SEPARATEE '46	23.39	1.11	4.75%	***	(21.6)	(22.6)	(22.6)	(24.1)	(25.2)	(25.2)		
15. A.A.F. CADETS '42	23.70	1.00	4.22%	2959	22.0	22.4	22.9	23.6	24.3	24.9	25.6	
16. A.A.F. GUNNERS '42	23.10	1.10	4.76%	583	21.1	21.6	22.4	23.1	23.8	24.4	24.7	

METRIC VALUES	MEAN	STD DEV	COEF OF V	-N-	1ST	5TH	10TH	25TH	50TH	75TH	90TH	95TH	99TH
194. BUTTOCK-KNEE LENGTH-CONTINUED													
18. USAF FLY PRSNL '50	59.99	2.67	4.45%	400J	53.9	55.6	56.6	58.2	60.0	61.8	63.4	64.4	66.5
19. USAF SURVEY 1965	60.35	2.88	4.77%	3869	53.9	55.8	56.7	58.4	60.3	62.2	64.0	65.2	67.5
20. OFFICERS---1965	61.02	2.55	4.18%	549	55.3	56.8	57.7	59.3	61.0	62.7	64.2	65.2	67.2
21. ENLISTED MEN '65	60.12	2.90	4.82%	732	53.6	55.5	56.5	58.2	60.0	62.0	63.8	65.1	67.8
23. BASIC TRAINEE '65	60.28	2.92	4.84%	2527	53.8	55.7	56.6	58.3	60.2	62.1	64.0	65.2	67.5
24. NAVY FLYERS '64	61.20	2.54	4.15%	1529	55.5	57.2	58.0	59.5	61.1	62.9	64.5	65.5	67.4
25. USAF FLY PRSNL '67	60.40	2.70	4.47%	2420	54.3	56.1	57.0	58.6	60.3	62.1	63.9	65.0	67.3
26. STUDENT PLT '67	60.33	2.53	4.19%	505	55.1	56.3	57.1	58.5	60.3	62.1	63.7	64.7	66.5
27. RATED PILOTS '67	60.56	2.72	4.49%	1187	54.1	56.1	57.1	58.8	60.5	62.3	64.0	65.1	67.5
28. SOT NAVIGAT '67	60.48	2.64	4.37%	188	55.2	56.2	57.2	58.7	60.4	62.1	63.8	64.9	67.4
29. RTD NAVIGAT '67	60.16	2.80	4.65%	505	54.1	55.8	56.7	58.2	60.0	62.0	63.8	65.0	67.4
30. ARMY SOLDIERS '66	59.47	2.85	4.79%	6682	52.9	54.9	55.9	57.5	59.4	61.3	63.2	64.3	66.5
31. NAVY ENLISTED '66	59.21	2.74	4.63%	4095	53.1	54.8	55.7	57.4	59.2	61.0	62.7	63.8	65.9
32. NAVY DIVERS '72	59.53	2.71	4.55%	100	55.1	55.1	56.1	57.7	59.5	61.4	63.0	64.0	66.0
33. MARINE ENLIST '66	59.51	2.72	4.57%	2008	53.5	55.2	56.1	57.6	59.4	61.3	63.2	64.2	66.0
34. ARMY AVIATORS '59	60.50	2.74	4.53%	500	56.1	56.1	56.8	58.6	60.4	62.2	64.0	65.5	66.6
35. ARMY HELIO STONTS	60.30	2.60	4.31%	1640	56.2	56.2	57.0	58.5	60.3	62.2	63.9	64.9	66.6
36. ARMY AVIATORS '70	60.19	2.62	4.35%	1482	54.3	55.9	56.8	58.4	60.2	61.9	63.6	64.6	66.7
37. HEALTH EXAM/M '62	59.12	2.92	4.94%	3091	52.0	54.0	55.3	57.3	59.4	61.3	63.1	64.2	66.7
38. HLTH EX/M 25-40	59.65	2.87	4.81%	1012	52.4	54.7	55.9	57.8	59.8	61.8	63.6	64.8	67.2
39. LAW-ENFORCE-DECEB	61.51	2.69	4.37%	2988	55.9	57.4	58.2	59.6	61.3	63.2	65.1	66.2	68.2
44. SWEDISH CIV WOMEN	58.59	3.06	5.22%	215	(53.6)	(53.6)	(53.6)	(56.5)	(60.7)	(63.6)	(63.6)	(63.6)	(63.6)
45. AUSTRAL 'N PILOT/F	58.37	2.65	4.54%	35	54.0	55.0	55.0	56.5	58.4	60.1	61.8	62.7	64.2
47. SWEDISH-IND. MKBCE	58.40	3.50	5.99%	77	(52.6)	(52.6)	(52.6)	(56.0)	(60.8)	(64.2)	(64.2)	(64.2)	(64.2)
48. NATO SURVEY-60/61	57.62	2.54	4.41%	3325	52.2	53.6	54.4	55.9	57.5	59.3	61.0	62.0	64.0
49. TURKISH MIL. '60	56.99	2.37	4.16%	912	52.0	53.3	54.0	55.3	56.9	58.5	60.1	61.1	63.0
50. GREEK MILIT '61	57.41	2.43	4.23%	1071	52.0	53.4	54.3	55.8	57.4	58.9	60.4	61.5	64.1
51. ITALIAN MIL. '61	58.22	2.60	4.47%	1342	52.6	54.1	54.9	56.4	58.2	60.0	61.7	62.6	64.1
52. BANTU MINERS	58.95	2.76	4.68%	485	54.5	54.5	54.5	56.4	58.8	60.3	62.6	63.7	64.1
53. FRENCH ARMY	58.52	2.69	4.60%	794	54.3	55.2	55.2	56.7	58.5	60.3	62.1	63.0	64.1
54. FRENCH PILOTS	59.49	2.18	3.66%	65	56.3	56.3	56.9	58.2	59.1	60.6	62.0	63.1	64.1
55. FRENCH STUD PILOT	59.09	2.35	3.98%	101	55.3	55.3	56.4	57.4	59.0	60.7	62.4	62.6	64.1
56. FRENCH NAVY -I	57.64	2.75	4.77%	212	53.2	54.5	54.5	55.9	57.6	59.3	61.1	62.0	64.1
57. FRENCH NAVY -II	58.84	2.68	4.55%	100	54.4	54.4	55.5	57.1	58.9	60.3	62.6	63.6	64.1
58. GERMAN TANKERS	59.12	2.66	4.50%	230	54.7	54.7	55.7	57.4	59.2	61.1	62.4	63.1	64.1
59. GERMAN AVIATORS	60.19	2.61	4.34%	1006	54.1	56.0	56.9	58.4	60.1	61.9	63.6	64.6	66.3
60. GERMAN 20 YR OLDS	59.90	2.70	4.51%	7144	55.6	55.6	56.6	58.1	59.9	61.7	63.5	64.5	66.3
61. GERMANS/25-40 YRS	59.90	2.50	4.17%	2643	55.8	55.8	56.6	57.9	60.1	61.7	63.2	64.3	66.3
63. CANADIAN STU PLT	58.67	2.79	4.76%	580	54.1	54.1	54.8	56.8	58.6	60.4	62.2	63.4	64.1
64. CANADIAN STU OBS	59.43	2.79	4.69%	939	55.1	55.1	56.1	57.6	59.9	61.2	62.7	63.4	64.1
65. ROYAL ARMOR CORP	60.08	2.88	4.79%	500	55.5	55.5	56.4	58.2	60.0	61.9	63.9	64.8	66.3
66. ROYAL AIR FORCE	60.76	2.68	4.41%	2000	54.9	56.4	57.3	58.9	60.7	62.6	64.2	65.2	67.1

ENGLISH VALUES	MEAN	STO DEV	COEF OF V	-N-	1ST	5TH	10TH	25TH	50TH	75TH	90TH	95TH	99TH
194. BUTTOCK-KNEE LENGTH-CONTINUED													
18. USAF FLY PRSNL*50	23.62	1.05	4.45%	4000	21.2	21.9	22.3	22.9	23.6	24.3	25.0	25.4	26.2
19. USAF SURVEY 1965	23.76	1.13	4.76%	3869	21.2	22.0	22.3	23.0	23.7	24.5	25.2	25.7	26.6
20. OFFICERS---1965	24.03	1.00	4.16%	549	21.8	22.4	22.7	23.3	24.0	24.7	25.3	25.7	26.5
21. ENLISTED MEN*65	23.67	1.14	4.82%	792	21.1	21.8	22.2	22.9	23.6	24.4	25.1	25.6	26.7
23. BASIC TRAINEE*65	23.73	1.15	4.85%	2527	21.2	21.9	22.3	22.9	23.7	24.5	25.2	25.7	26.6
24. NAVY FLYERS *64	24.09	1.00	4.15%	1529	21.9	22.5	22.8	23.4	24.1	24.8	25.4	25.8	26.5
25. USAF FLY PRSNL*67	23.78	1.06	4.46%	2420	21.4	22.1	22.4	23.1	23.8	24.5	25.1	25.6	26.5
26. STUDENT PLT *67	23.75	1.00	4.21%	505	21.7	22.2	22.5	23.0	23.7	24.4	25.1	25.5	26.2
27. RATED PILOTS*67	23.84	1.07	4.49%	1187	21.3	22.1	22.5	23.1	23.8	24.5	25.2	25.6	26.6
28. SOT NAVIGAT *67	23.81	1.04	4.37%	188	22.1	22.5	22.5	23.1	23.8	24.5	25.1	25.6	
29. RIO NAVIGAT *67	23.69	1.10	4.64%	505	21.3	22.0	22.3	22.9	23.6	24.4	25.1	25.6	26.5
30. ARMY SOLDIERS *66	23.41	1.12	4.78%	6882	20.8	21.6	22.0	22.7	23.4	24.1	24.9	25.3	26.2
31. NAVY ENLISTED *66	23.31	1.08	4.63%	4095	20.9	21.6	21.9	22.6	23.3	24.0	24.7	25.1	25.9
32. NAVY DIVERS *72	23.44	1.07	4.56%	100	21.7	22.1	22.7	23.4	24.2	24.8	25.2	25.6	
33. MARINE ENLIST *66	23.43	1.07	4.57%	2008	21.1	21.8	22.1	22.7	23.4	24.2	24.9	25.3	26.0
34. ARMY AVIATORS *59	23.82	1.08	4.53%	500	22.1	22.4	22.4	23.1	23.8	24.5	25.2	25.8	
35. ARMY HELIO STONIS	23.80	1.10	4.62%	1640	22.1	22.4	23.0	23.7	24.5	25.2	25.6	26.0	
36. ARMY AVIATORS *70	23.70	1.03	4.35%	1482	22.0	22.4	23.0	23.7	24.4	25.0	25.4	25.8	
37. HEALTH EXAM/M *62	23.28	1.15	4.94%	3091	20.5	21.3	21.8	22.5	23.4	24.1	24.8	25.3	26.3
38. HLTH EX/M 25-40	23.48	1.13	4.81%	1012	20.6	21.5	22.0	22.8	23.5	24.3	25.0	25.5	26.5
39. LAW-ENFORCE-OECR	24.21	1.06	4.36%	2988	22.0	22.6	22.9	23.5	24.1	24.9	25.6	26.1	26.9
44. SWEDISH CIV WOMEN	23.07	1.20	5.20%	215	(21.1)	(21.1)	(22.3)	(22.3)	(23.9)	(23.9)	(25.0)	(25.0)	
45. AUSTRAL'N PILOT/F	22.98	1.04	4.53%	35	21.3	21.7	22.2	23.0	23.7	24.3	24.7	25.2	
47. SWEDISH-INO-WRZE	22.99	1.37	5.96%	77	(20.7)	(20.7)	(22.1)	(22.1)	(23.9)	(23.9)	(25.2)	(25.2)	
48. NATO SURVEY-60/61	22.69	1.00	4.41%	3325	20.5	21.1	21.4	22.0	22.7	23.3	24.0	24.4	25.2
49. TURKISH MIL.*60	22.44	.93	4.14%	912	20.5	21.0	21.3	21.8	22.4	23.0	23.7	24.1	24.8
50. GREEK MILIT *61	22.60	.96	4.25%	1071	20.5	21.0	21.4	22.0	22.6	23.2	23.8	24.2	25.2
51. ITALIAN MIL.*61	22.92	1.02	4.45%	1342	20.7	21.3	21.6	22.2	22.9	23.6	24.3	24.6	25.3
52. BANTU MINERS	23.21	1.09	4.70%	485	21.5	21.5	21.5	22.5	23.2	23.7	24.6	25.0	
53. FRENCH ARMY	23.04	1.06	4.60%	794	21.4	21.7	22.3	23.0	23.7	24.4	25.1	25.4	26.1
54. FRENCH PILOTS	23.42	.86	3.67%	65	22.2	22.4	22.9	23.3	23.9	24.4	24.8	25.4	
55. FRENCH STUD PILOT	23.26	.93	4.00%	101	21.8	22.2	22.6	23.2	23.9	24.6	25.3	25.7	
56. FRENCH NAVY -I	22.69	1.08	4.76%	212	20.9	21.5	22.0	22.7	23.3	24.1	24.6	25.0	
57. FRENCH NAVY -II	23.17	1.06	4.57%	100	21.4	21.9	22.5	23.2	23.7	24.6	25.0	25.4	
58. GERMAN TANKERS	23.28	1.05	4.51%	230	21.5	21.9	22.6	23.3	24.1	24.6	25.0	25.4	
59. GERMAN AVIATORS	23.70	1.03	4.35%	1006	22.0	22.4	23.0	23.7	24.4	25.0	25.4	25.8	
60. GERMAN 20 YR OLDS	23.58	1.06	4.50%	7144	21.9	22.3	22.9	23.6	24.3	24.9	25.4	25.8	
61. GERMANS/25-40 YRS	23.58	.98	4.16%	2643	22.0	22.3	22.8	23.7	24.3	24.9	25.3	25.7	
63. CANADIAN STU PLT	23.10	1.10	4.76%	580	21.3	21.6	22.4	23.1	23.8	24.5	25.0	25.4	
64. CANADIAN STU OBS	23.40	1.10	4.70%	998	21.7	22.1	22.7	23.6	24.1	24.7	25.2	25.6	
65. ROYAL ARMOR CORP	23.65	1.13	4.78%	500	21.9	22.2	22.9	23.6	24.4	25.2	25.9	26.4	
66. ROYAL AIR FORCE	23.92	1.05	4.39%	2000	21.6	22.2	22.6	23.2	23.9	24.6	25.3	25.7	26.4

METRIC VALUES	MEAN	STD DEV	COEF OF V	-N-	1ST	5TH	10TH	25TH	50TH	75TH	90TH	95TH	99TH
194. BUTTOCK-KNEE LENGTH-CONTINUED													
67. RAF AIRCREW	60.76	2.63	4.33%	200		56.1	57.4	59.0	60.8	62.1	64.4	65.4	
68. RCAF PILOTS	50.95	2.76	4.26%	314		56.3	57.4	59.1	60.9	62.7	64.7	65.0	
69. RCAF NAVIGATORS	50.83	2.59	4.53%	290		56.8	57.6	59.1	60.9	62.7	64.0	65.2	
70. NEW ZEALAND AIRF.	61.47	2.80	4.56%	238		(56.9)		(59.6)		(63.4)		(66.1)	
71. AUSTRALIAN CADETS	60.80	3.00	4.93%	97		55.3			60.0			64.6	
72. AUSTRALIAN RATED	61.10	3.40	5.56%	384		55.6			60.7			65.7	
75. LATIN AMERICANS	56.80	2.70	4.75%	1985		52.3	53.2	54.7	56.5	58.3	60.0	61.2	
76. AUSTRALIAN PILOT/M	61.43	2.69	4.38%	75		57.0	58.0	59.6	61.4	63.2	64.9	65.8	
78. SOUTH AFRICANS	61.71	2.75	4.46%	1444		57.1			61.6			66.0	
80. JAPANESE AIRFORCE	55.25	2.59	4.69%	1176		51.1	52.0	53.5	55.3	57.0	58.5	59.5	
81. JAPAN AF PILOTS	55.47	2.37	4.27%	210		51.9	52.6	53.9	55.4	56.9	58.5	59.4	
82. JAPAN AF NAVIG	55.37	2.57	4.64%	538		51.1	52.1	53.7	55.4	57.1	58.6	59.5	
84. THAI MILITARY	53.80	2.50	4.65%	2950		50.0	50.5	52.5	54.0	55.5	57.0	58.0	
85. VIETNAM MILITARY	52.63	2.65	5.04%	2124	46.3	48.4	49.3	50.9	52.6	54.4	56.1	57.1	59.0
86. R.O.K.A.F. PILOTS	53.83	2.17	4.03%	264		50.1	51.0	52.3	53.8	55.3	56.7	57.4	
87. KOREAN FORCES -65	53.80	2.70	5.02%	3747		49.7	50.7	52.2	54.0	55.4	56.9	57.9	
88. SWEDISH IND WKR/M	59.30	3.00	5.06%	87		(54.4)		(57.3)		(61.3)		(64.2)	
89. SWEDISH AVIATORS	60.84	2.44	4.01%	240		(56.8)		(59.2)		(62.5)		(64.9)	
90. IRANIAN MILITARY	55.58	2.36	4.25%	9414		51.8	52.6	54.0	55.5	57.1	58.7	59.6	
208. BUTTOCK-POPLITEAL LENGTH.....													
1. STEWARDESSES 1971	48.17	2.48	5.15%	423		44.3	45.1	46.6	48.2	49.8	51.3	52.4	
7. AIR FORCE W/M '68	47.71	2.76	5.78%	1905	42.0	43.5	44.3	45.8	47.5	49.5	51.4	52.6	55.0
8. WAF-NURSE OFCRS	47.94	2.71	5.65%	548	41.9	43.7	44.6	46.1	47.8	49.7	51.6	52.7	54.6
9. ENLISTED WAFS/M	47.40	2.65	5.59%	1216	41.9	43.3	44.1	45.5	47.2	49.1	50.9	52.0	54.1
10. ENLISTED WAFS/B	49.72	2.95	5.93%	131		45.1	46.1	47.6	49.6	51.8	53.8	54.8	
11. HEALTH EXAM/F '62	47.98	3.07	6.40%	3581	40.7	43.0	44.1	46.0	48.1	50.2	52.2	53.5	56.1
12. ---HLIB-EX/E-25-40	48.09	3.08	6.40%	1165	40.9	43.0	44.1	46.1	48.2	50.3	52.3	53.6	56.5
19. USAF SURVEY 1965	49.50	2.66	5.37%	3859	43.6	45.3	46.2	47.7	49.4	51.2	52.9	54.0	56.2
20. OFFICERS---1965	50.23	2.53	5.04%	549	45.2	46.2	47.0	48.5	50.2	51.8	53.4	54.5	57.0
21. ENLISTED MEN '65	49.44	2.67	5.40%	792	43.1	45.1	46.1	47.5	49.3	51.1	52.8	53.9	56.3
23. BASIC TRAINEES	49.36	2.65	5.37%	2525	43.6	45.2	46.1	47.5	49.3	51.1	52.8	53.9	56.2
24. NAVY FLYERS '64	50.26	2.51	4.99%	1529	44.6	46.3	47.1	48.6	50.2	51.9	53.5	54.5	56.2
25. USAF FLY PRSNL '67	50.37	2.58	5.12%	2420	44.6	46.1	47.0	48.6	50.4	52.1	53.6	54.6	56.6
26. STUDENT PLT '67	50.37	2.51	4.98%	505	45.3	46.2	47.1	48.6	50.4	52.0	53.5	54.4	56.4
27. RATED PILOTS '67	50.40	2.60	5.16%	1187	44.5	46.0	47.0	48.7	50.4	52.1	53.6	54.6	56.8
28. SDT NAVIGAT '67	50.66	2.50	4.93%	188		46.8	47.5	48.9	50.5	52.2	54.0	55.1	
29. RTD NAVIGAT '67	50.27	2.60	5.17%	505	44.5	46.1	47.0	48.4	50.2	52.0	53.7	54.7	56.4
30. ARMY SOLDIERS '66	49.82	2.50	5.02%	6682	44.0	45.8	46.7	48.1	49.8	51.5	53.1	54.0	55.8
31. NAVY ENLISTED '66	48.95	2.34	4.78%	4035	43.8	45.2	46.0	47.3	48.9	50.5	52.0	52.9	54.6
33. MARINE ENLIST '66	50.11	2.54	5.07%	2008	44.6	46.1	46.9	48.3	50.0	51.8	53.5	54.5	56.3
36. ARMY AVIATORS '70	49.08	2.59	5.28%	1482	43.7	44.9	45.7	47.2	49.1	50.9	52.5	53.4	55.1

ENGLISH VALUES	MEAN	STD DEV	COEF OF V	1ST	5TH	10TH	25TH	50TH	75TH	90TH	95TH	99TH
194. BUTTOCK-KNEE LENGTH-CONTINUED												
67. RAF AIRCREW	23.92	1.04	4.35%	200	22.1	22.6	23.2	23.9	24.5	25.4	25.8	
68. RCAF PILOTS	24.00	1.09	4.54%	314	22.2	22.6	23.3	24.0	24.7	25.5	26.0	
69. RCAF NAVIGATORS	23.95	1.02	4.26%	230	22.4	22.7	23.3	24.0	24.7	25.2	25.7	
70. NEW ZEALAND AIRF.	24.20	1.10	4.55%	238	(22.4)	(23.5)	(24.9)	(25.4)	(26.0)	(26.0)	(26.0)	
71. AUSTRALIAN CADETS	23.94	1.18	4.93%	97	21.8		23.6	23.9			25.4	
72. AUSTRALIAN RATED	24.06	1.34	5.57%	384	21.9	20.9	21.5	22.2	23.0	23.6	24.1	
75. LATIN AMERICANS	22.40	1.10	4.91%	1985	22.4	22.8	23.5	24.2	24.9	25.6	25.9	
76. AUSTRAL'N PILOT/M	24.19	1.06	4.38%	75	22.5		24.3	24.3			26.0	
78. SOUTH AFRICANS	24.30	1.08	4.44%	1444	20.1	20.5	21.1	21.8	22.4	23.0	23.4	
80. JAPANESE AIRFORCE	21.75	1.02	4.69%	1176	20.4	20.7	21.2	21.8	22.4	23.0	23.4	
81. JAPAN AF PILOTS	21.84	.93	4.26%	210	20.1	20.5	21.1	21.8	22.5	23.1	23.4	
82. JAPAN AF NAVIG	21.80	1.01	4.63%	538	19.7	19.9	20.7	21.3	21.9	22.4	22.8	
84. THAI MILITARY	21.18	.98	4.63%	2950	18.2	19.1	19.4	20.0	20.7	21.4	22.1	22.5
85. VIETNAM MILITARY	20.72	1.04	5.02%	2124	19.7	20.1	20.6	21.2	21.8	22.3	22.6	23.2
86. R.O.K.A.F. PILOTS	21.10	.86	4.08%	254	19.6	20.0	20.6	21.3	21.8	22.4	22.8	
87. KOREAN FORCES -65	21.18	1.06	5.00%	3747	(21.4)	(22.5)	(24.1)	(25.3)	(26.6)	(27.9)	(29.2)	
88. SWEDISH IND WKR/M	23.34	1.18	5.06%	87	(22.4)	(23.3)	(24.6)	(25.5)	(26.4)	(27.3)	(28.2)	
89. SWEDISH AVIATORS	23.95	.96	4.01%	240	20.4	20.7	21.3	21.9	22.5	23.1	23.5	
90. IRANIAN MILITARY	21.88	.93	4.25%	9414								
200. BUTTOCK-POPLITEAL LENGTH.....												
1. STEWARDRESSES 1971	18.96	.98	5.17%	423	17.4	17.8	18.3	19.0	19.6	20.2	20.6	21.6
7. AIR FORCE W/M '68	18.78	1.09	5.80%	1905	16.5	17.1	17.4	18.0	18.7	19.5	20.2	20.7
8. WAF-NURSE OFCRS	18.88	1.07	5.67%	548	16.5	17.2	17.6	18.1	18.8	19.6	20.3	20.8
9. ENLISTED WAFS/M	18.66	1.04	5.57%	1216	16.5	17.1	17.4	17.9	18.6	19.3	20.0	20.5
10. ENLISTED WAFS/B	19.58	1.16	5.92%	131	17.7	18.1	18.8	19.5	20.4	21.2	21.6	
11. HEALTH EXAM/F '62	18.89	1.21	6.41%	3581	16.0	16.9	17.4	18.1	18.9	19.8	20.6	21.1
12. ALLIANCE-25-40	18.93	1.21	6.39%	1155	15.1	16.9	17.4	18.1	19.0	19.8	20.6	21.1
19. USAF SURVEY 1965	19.49	1.05	5.39%	3859	17.2	17.8	18.2	18.8	19.5	20.2	20.8	21.3
20. OFFICERS---1965	19.78	1.00	5.06%	549	17.8	18.2	18.5	19.1	19.8	20.4	21.0	21.5
21. ENLISTED MEN'65	19.45	1.05	5.40%	792	17.0	17.7	18.1	18.8	19.5	20.1	20.8	21.2
23. BASIC TRAINEE'65	19.43	1.04	5.35%	2527	17.2	17.8	18.1	18.7	19.4	20.1	20.8	21.2
24. NAVY FLYERS '64	19.79	.99	5.00%	1529	17.6	18.2	18.6	19.1	19.8	20.4	21.1	21.5
25. USAF FLY PRSNL '67	19.83	1.02	5.14%	2420	17.6	18.2	18.5	19.1	19.8	20.5	21.1	21.4
26. STUDENT PLT '67	19.83	.99	4.99%	505	17.8	18.2	18.5	19.1	19.8	20.5	21.1	21.5
27. RATED PILOTS'67	19.84	1.02	5.14%	1187	17.5	18.1	18.5	19.2	19.9	20.5	21.1	21.5
28. SDT NAVIGAT '67	19.94	.99	4.96%	188	18.4	18.7	19.2	19.9	20.6	21.2	21.7	
29. RTO NAVIGAT '67	19.79	1.02	5.15%	505	17.5	18.2	18.5	19.1	19.8	20.5	21.1	21.5
30. ARMY SOLDIERS '66	19.62	.99	4.77%	6682	17.3	18.0	18.4	19.0	19.6	20.3	20.9	21.3
31. NAVY ENLISTED '66	19.27	.92	4.07%	4095	17.2	17.8	18.1	18.6	19.3	19.9	20.5	20.8
33. MARINE ENLIST '66	19.73	1.00	5.07%	2008	17.6	18.2	18.5	19.0	19.7	20.4	21.1	21.5
36. ARMY AVIATORS '70	19.32	1.02	5.28%	1482	17.7	18.0	18.6	19.3	20.0	20.7	21.4	22.0

METRIC VALUES	MEAN	STD DEV	COEF OF V	-N-	1ST	5TH	10TH	25TH	50TH	75TH	90TH	95TH	99TH
200. BUTTOCK-POPLITEAL LENGTH-CONTINUED													
37. HEALTH EXAM/M '62	49.36	3.07	6.22%	3031	41.9	44.2	45.4	47.4	49.5	51.6	53.6	54.8	57.2
38. ALI-H EXAM-25-40	49.72	3.11	6.26%	1012	41.7	44.5	45.8	47.8	49.8	52.0	54.0	55.3	57.9
42. SWEDISH-IND-MSGE	48.50	3.30	6.80%	77	(43.1)	(46.3)	(50.7)	(53.9)	
48. NATO SURVEY-60/61	47.61	2.44	5.12%	3325	42.1	43.9	44.8	46.2	47.8	49.4	50.9	51.9	53.9
49. TURKISH MIL '60	47.46	2.52	5.31%	912	42.0	43.5	44.4	46.0	47.6	49.3	50.8	51.8	54.2
50. GREEK MILIT '61	47.30	2.31	4.88%	1071	42.0	43.8	44.7	46.0	47.5	48.9	50.4	51.4	53.7
51. ITALIAN MIL '61	47.96	2.45	5.11%	1342	42.5	44.1	45.0	46.5	48.2	49.8	51.3	52.2	53.8
52. BANTU MINERS	47.14	2.46	5.22%	485		43.6			47.1			51.2	
53. FRENCH ARMY	47.78	2.50	5.23%	793		43.9	44.5	46.1	47.7	49.4	50.9	51.8	
54. FRENCH PILOTS	48.96	2.04	4.17%	55		46.3	46.6	47.5	48.9	50.4	51.1	52.0	
55. FRENCH STUD PILOT	48.64	2.09	4.30%	101		45.1	46.1	47.0	48.8	50.0	51.9	52.4	
56. FRENCH NAVY -I	47.20	2.53	5.36%	212		43.0	44.1	45.6	47.2	49.0	50.5	51.6	
57. FRENCH NAVY -II	48.39	2.45	5.06%	100		44.3	45.2	46.7	48.5	50.1	51.6	52.6	
59. GERMAN AVIATORS	48.87	2.50	5.12%	1000	43.0	44.8	45.7	47.2	48.8	50.6	52.1	53.0	54.5
60. GERMAN 20 YR OLDS	49.70	2.50	5.03%	7144		45.6	46.4	47.9	49.7	51.3	52.9	53.9	
62. CANADIAN MILIT '64	45.80	2.40	5.24%	1985		46.0	47.0	48.2	50.0	51.6	53.2	54.0	
75. LATIN AMERICANS	49.86	2.47	4.94%	565		41.8	42.6	44.0	45.6	47.2	48.7	49.8	
78. SOUTH AFRICANS	44.50	2.65	5.31%	1443		45.6			49.5			54.0	
84. THAI MILITARY	44.50	2.40	5.39%	2950		40.5	41.5	43.0	44.5	46.0	47.5	48.5	
85. VIETNAM MILITARY	43.23	2.55	5.90%	2124	37.7	39.3	40.1	41.5	43.1	44.9	46.6	47.7	49.5
87. KOREAN FORCES '65	43.00	2.60	6.05%	3747		39.0	40.0	41.3	43.0	44.5	46.1	47.5	
88. SWEDISH IND WKR/M	48.20	3.06	6.22%	87	(43.3)	(46.2)	(50.2)	(53.1)	
90. IRANIAN MILITARY	45.34	2.14	4.72%	9414		41.9	42.6	43.9	45.3	46.8	48.1	48.9	
207. GOLF CIRCUMFERENCE.....													
1. STEWARDSESSES 1971	32.21	1.63	5.06%	422		29.5	30.1	31.2	32.3	33.4	34.3	34.9	
2. US WOMEN-O/A 1940	34.16	3.05	8.93%	***	(29.1)	(32.1)	(36.2)	(39.2)	
3. WAS PILOTS 1942	35.10	2.20	6.27%	444		31.5	32.3	33.6	35.1	36.6	38.2	39.0	
4. AAF NURSES 1942	34.50	2.00	5.80%	149		31.2	32.0	33.2	34.5	36.0	37.1	37.9	
6. WAF BASIC TR 1952	34.08	2.48	7.28%	846		29.8	30.5	31.9	33.6	35.3	37.0	38.0	
7. AIR FORCE WMN '68	34.14	2.25	6.59%	1905		30.6	31.3	32.6	34.1	35.6	37.1	37.9	39.7
8. WAF-NURSE OFCRS	34.32	2.33	6.79%	548	29.4	30.8	31.4	32.6	34.2	35.9	37.4	38.4	40.0
9. ENLISTED WAFS/M	34.15	2.16	6.33%	1216	29.5	30.7	31.4	32.7	34.1	35.6	36.9	37.7	39.2
10. ENLISTED WAFS/B	33.46	2.51	7.50%	131		29.6	30.5	31.8	33.3	35.0	36.8	38.1	
13. AIR TRAFFIC CNTRL	36.62	2.45	6.69%	681		32.6	33.4	34.6	36.2	37.9	39.5	40.5	
17. USAF BASIC TR '52	35.25	2.66	7.55%	3327		31.4	32.1	33.5	35.1	36.9	38.7	39.9	
18. USAF FLY PRSNL '50	36.53	2.37	6.49%	4000		32.7	33.5	34.9	36.5	38.1	39.6	40.6	42.4
19. USAF SURVEY 1965	36.37	2.63	7.23%	3859	30.9	32.3	33.1	34.5	36.2	38.1	39.8	40.9	43.2
20. OFFICERS---1965	37.26	2.26	6.07%	549	32.4	33.7	34.4	35.7	37.2	38.8	40.3	41.1	42.7
21. ENLISTED MEN '65	36.42	2.68	7.36%	792	31.0	32.2	33.0	34.6	36.4	38.2	39.9	40.9	43.1
23. BASIC TRAINEES '65	36.16	2.65	7.33%	2527	30.8	32.1	32.2	34.3	36.0	37.8	39.6	40.8	43.4
24. NAVY FLYERS '64	37.49	2.21	5.89%	1529	32.4	33.9	34.7	36.0	37.4	38.9	40.3	41.2	43.1

ENGLISH VALUES		STD DEV	COEF OF V	-N-	1ST	5TH	10TH	25TH	50TH	75TH	90TH	95TH	99TH
-- -- -- -- -- PERCENTILES -- -- -- -- --													
200. BUTTOCK-POPLITEAL LENGTH-CONTINUED													
37. HEALTH EXAM/M '62	19.43	1.21	6.23%	3091	16.5	17.4	17.9	18.7	19.5	20.3	21.1	21.6	22.5
38. BLH-EXAM-25-40	19.57	1.22	6.23%	1012	16.4	17.5	18.0	18.8	19.6	20.5	21.3	21.8	22.8
42. SWEDISH-IND-UK8/E	19.69	1.29	6.76%	77	(17.0)	(17.0)	(18.2)	(18.2)	(20.0)	(20.0)	(21.2)	(21.2)	
48. NATO SURVEY-60/61	18.74	.96	5.12%	3325	16.6	17.3	17.6	18.2	18.8	19.4	20.1	20.4	21.2
49. TURKISH MIL. '60	18.68	.99	5.30%	912	16.5	17.1	17.5	18.1	18.8	19.4	20.0	20.4	21.3
50. GREEK MILIT '61	18.62	.91	4.89%	1071	16.5	17.2	17.6	18.1	18.7	19.3	19.8	20.2	21.2
51. ITALIAN MIL. '61	18.68	.97	5.14%	1342	16.7	17.4	17.7	18.3	19.0	19.6	20.2	20.6	21.2
52. BANTU MINERS	18.56	.97	5.23%	485	17.2	17.2	17.5	18.1	18.8	19.4	20.0	20.4	
53. FRENCH ARMY	18.81	.98	5.21%	793	17.3	17.3	17.5	18.1	18.8	19.4	20.0	20.4	
54. FRENCH PILOTS	19.28	.80	4.15%	65	18.2	18.3	18.7	19.3	19.8	20.1	20.5	20.8	
55. FRENCH STUO PILOT	19.15	.82	4.28%	101	17.8	18.1	18.5	19.2	19.7	20.4	20.6	20.6	
56. FRENCH NAVY -I	18.58	1.00	5.38%	212	16.9	17.4	18.0	18.6	19.3	19.9	20.3	20.3	
57. FRENCH NAVY -II	19.05	.96	5.04%	100	17.4	17.8	18.4	19.1	19.7	20.3	20.7	20.7	
59. GERMAN AVIATORS	19.24	.98	5.09%	1006	16.9	17.7	18.0	18.6	19.2	19.9	20.5	20.9	21.4
60. GERMAN 20 YR OLDS	19.57	.98	5.01%	7144	18.0	18.3	18.9	19.6	20.2	20.8	21.2	21.2	
62. CANADIAN MILIT '64	19.68	.97	4.93%	555	18.1	18.5	19.0	19.7	20.3	20.9	21.3	21.3	
75. LATIN AMERICANS	18.00	1.00	5.56%	1985	16.5	16.8	17.3	18.0	18.6	19.2	19.6	19.6	
78. SOUTH AFRICANS	19.63	1.04	5.30%	1443	18.0	18.0	18.3	18.9	19.5	20.1	20.5	20.5	
84. THAI MILITARY	17.51	.94	5.37%	2950	15.9	16.3	16.9	17.5	18.1	18.7	19.1	19.1	
85. VIETNAM MILITARY	17.02	1.00	5.88%	2124	14.8	15.5	15.8	16.3	17.0	17.7	18.4	18.8	19.5
87. KOREAN FORCES -65	16.93	1.02	6.02%	3747	15.4	15.7	16.3	16.9	17.5	18.1	18.7	18.7	
88. SWEDISH IND WKR/M	18.97	1.18	6.22%	87	(17.0)	(17.0)	(18.2)	(18.2)	(19.8)	(19.8)	(20.9)	(20.9)	
90. IRANIAN MILITARY	17.85	.84	4.71%	9414	16.5	16.8	17.3	17.9	18.4	18.9	19.3	19.3	
207. CALF CIRCUMFERENCE.....													
1. STEWARDESSES 1971	12.68	.64	5.05%	422	11.6	11.9	12.3	12.7	13.1	13.5	13.7	13.7	
2. US WOMEN-D/A 1940	13.45	1.20	8.92%	***	(11.5)	(11.5)	(12.6)	(12.6)	(14.3)	(14.3)	(15.4)	(15.4)	
3. WAS PILOTS 1942	13.80	.90	6.52%	444	12.4	12.7	13.2	13.8	14.4	15.0	15.4	15.4	
4. AAF NURSES 1942	13.60	.80	5.88%	149	12.3	12.6	13.1	13.6	14.2	14.6	14.9	14.9	
6. WAF BASIC TR 1952	13.42	.98	7.30%	846	11.3	11.7	12.0	12.6	13.2	13.9	14.6	15.0	15.7
7. AIR FORCE WMN '68	13.44	.88	6.55%	1905	11.6	12.1	12.3	12.8	13.4	14.0	14.6	14.9	15.6
8. WAF-NURSE OFCRS	13.51	.92	6.81%	548	11.7	12.1	12.4	12.8	13.5	14.1	14.7	15.1	15.8
9. ENLISTED WAFS/W	13.45	.85	6.32%	1216	11.6	12.1	12.4	12.9	13.4	14.0	14.5	14.9	15.4
10. ENLISTED WAFS/ZB	13.18	.99	7.51%	131	11.7	12.0	12.5	13.1	13.8	14.5	15.0	15.4	
13. AIR TRAFFIC CNTRL	14.42	.96	6.66%	681	12.8	13.2	13.6	14.3	14.9	15.5	15.9	15.9	
17. USAF BASIC TR '52	13.88	1.05	7.56%	3327	11.8	12.3	12.7	13.2	13.8	14.5	15.3	15.7	16.6
18. USAF FLY PRSNL '50	14.38	.93	6.47%	4000	12.3	12.9	13.2	13.7	14.4	15.0	15.6	16.0	16.7
19. USAF SURVEY 1965	14.32	1.04	7.26%	3869	12.2	12.7	13.0	13.6	14.3	15.0	15.7	16.2	16.8
20. OFFICERS---1965	14.67	.89	6.07%	549	12.8	13.3	13.5	14.0	14.7	15.3	15.9	16.2	16.8
21. ENLISTED MEN '65	14.34	1.05	7.32%	792	12.2	12.7	13.0	13.6	14.3	15.0	15.7	16.1	17.0
23. BASIC TRAINEES	14.23	1.04	7.31%	2527	12.1	12.7	13.0	13.5	14.2	14.9	15.6	16.1	17.1
24. NAVY FLYERS '64	14.76	.87	5.89%	1529	12.8	13.4	13.7	14.2	14.7	15.3	15.9	16.2	17.0

METRIC VALUES	MEAN	STD DEV	COEF OF V	-N-	1ST	5TH	10TH	25TH	50TH	75TH	90TH	95TH	99TH
207. GOLF CIRCUMFERENCE-CONTINUED													
25. USAF FLY PRSNL *67	37.19	2.27	6.10%	2420	32.0	33.5	34.3	35.7	37.2	38.7	40.1	41.0	42.6
26. STUDENT PLT *67	37.16	2.34	6.30%	505	31.8	33.3	34.1	35.6	37.2	38.7	40.2	41.1	42.8
27. RATED PILOTS *67	37.24	2.22	5.96%	1187	32.0	33.6	34.4	35.8	37.2	38.7	40.1	40.9	42.5
28. SOT NAVIGAT *67	37.31	2.30	6.16%	188		33.8	34.5	35.7	37.2	38.9	40.5	41.4	
29. RDT NAVIGAT *67	37.11	2.31	6.22%	505	32.1	33.5	34.3	35.6	37.0	38.6	40.1	41.0	42.7
30. ARMY SOLDIERS *66	36.60	2.67	7.30%	6682	30.9	32.4	33.2	34.7	36.5	38.3	40.1	41.2	43.4
31. NAVY ENLISTED *66	36.51	2.73	7.48%	4095	30.6	32.3	33.1	34.6	36.4	38.3	40.2	41.3	43.2
32. NAVY DIVERS *72	37.86	2.79	7.37%	100		33.3	34.3	36.0	37.9	39.7	41.4	42.5	
33. MARINE ENLIST *66	37.16	2.35	6.32%	2008	32.0	33.4	34.3	35.6	37.1	38.7	40.2	41.1	43.1
36. ARMY AVIATORS *70	37.29	2.40	6.44%	1482	31.7	33.3	34.2	35.7	37.3	38.9	40.4	41.2	42.9
43. ENGLISH CIV WOMEN	34.60	2.60	7.51%	4994		30.6	31.4	32.8	34.4	36.2	37.9	39.1	
44. SWEDISH CIV WOMEN	35.44	2.62	7.39%	212		(31.1)		(33.7)	(37.2)		(39.7)		
46. JAPANESE CIV *61	33.30	2.30	6.91%	1622		(29.5)		(31.7)	(34.9)		(37.1)		
48. NATO SURVEY-60/61	36.08	2.23	6.18%	3325	31.4	32.7	33.4	34.7	36.2	37.8	39.2	40.1	41.8
49. TURKISH MIL *60	35.53	2.29	6.45%	912	30.7	32.0	32.8	34.1	35.6	37.3	38.8	39.6	41.0
50. GREEK MILIT *61	36.07	2.14	5.93%	1071	31.9	32.8	33.5	34.7	36.2	37.7	39.1	39.9	41.5
51. ITALIAN MIL *61	36.47	2.19	6.00%	1342	32.0	33.3	33.9	35.2	36.6	38.1	39.5	40.4	42.2
52. BANTU MINERS	34.15	1.97	5.77%	485		30.8		34.0					
53. FRENCH ARMY	35.98	2.34	6.50%	794		32.4	33.0	34.6	36.1	37.5	39.0	40.1	
54. FRENCH PILOTS	36.77	2.15	5.85%	65		32.4	33.1	35.9	37.1	38.0	39.3	40.0	
55. FRENCH STUO PILOT	35.38	2.21	6.25%	101		32.1	32.6	34.0	35.2	36.6	38.5	40.0	
56. FRENCH NAVY -I	35.52	2.24	6.31%	212		32.2	33.1	34.2	35.2	37.1	39.0	39.7	
57. FRENCH NAVY -II	36.71	2.64	7.19%	100		32.8	33.3	34.8	36.3	38.6	40.3	41.8	
59. GERMAN AVIATORS	37.05	2.17	5.86%	1006	32.1	33.5	34.3	35.6	37.0	38.5	39.8	40.7	42.2
65. ROYAL ARMOR CORP	36.25	2.59	7.14%	500		32.5	33.3	34.6	36.0	37.7	39.3	40.5	
66. ROYAL AIR FORCE	36.66	2.15	5.86%	2000	32.0	33.2	33.9	35.1	36.6	38.1	39.5	40.3	41.7
67. RAF AIRCREW	36.63	2.27	6.20%	200		32.8	33.6	34.9	36.5	38.0	39.5	40.5	
68. RCAF PILOTS	36.72	2.38	6.48%	314		33.0	33.7	35.0	36.8	38.0	39.6	40.8	
69. RCAF NAVIGATORS	37.03	2.31	6.24%	290		33.2	33.7	35.3	37.0	38.6	40.3	40.8	
70. NEW ZEALAND AIRF.	37.02	2.15	5.81%	238		(33.5)		(35.6)	(38.5)		(40.6)		
73. CZECH LUMBERMEN	34.70	2.30	6.63%	1110		(30.9)		(33.1)	(36.3)		(38.5)		
75. LATIN AMERICANS	34.80	2.40	6.90%	1905		32.9	31.7	33.1	34.5	36.1	37.6	38.6	
78. SOUTH AFRICANS	36.13	2.47	6.84%	1439		30.3		35.9				39.9	
79. JAPANESE CIV. MEN	34.90	2.60	7.45%	1870		(30.6)		(33.1)	(36.7)		(39.2)		
80. JAPANESE AIRFORCE	35.52	2.12	5.97%	1176		32.2	32.9	34.1	35.5	36.9	38.3	39.1	
81. JAPAN AF PILOTS	35.99	1.92	5.33%	210		33.1	33.7	34.7	35.9	37.2	38.5	39.2	
82. JAPAN AF NAVIG	35.44	2.02	5.70%	538		32.3	32.9	34.1	35.4	36.8	38.1	38.9	
83. JAPANESE PILOTS	35.72	2.12	5.94%	237		32.2	33.1	34.3	35.6	37.0	38.5	39.3	
84. THAI MILITARY	34.20	2.30	6.73%	2950		30.5	31.5	32.5	34.0	35.5	37.0	38.0	
85. VIETNAM MILITARY	32.34	2.08	6.43%	2122	27.8	29.1	29.8	30.9	32.3	33.7	35.1	36.0	37.8
86. R.O.K.A.F. PILOTS	35.37	2.42	6.84%	254		31.7	32.3	33.8	35.2	36.9	38.5	39.3	
87. KOREAN FORCES -65	34.60	2.39	6.65%	3747		31.5	32.2	33.4	34.5	35.9	37.1	38.1	

ENGLISH VALUES	MEAN	STD DEV	COEF OF V	-N-	1ST	5TH	10TH	25TH	50TH	75TH	90TH	95TH	99TH
207. Calf Circumference-Continued													
25. USAF FLY PRSNL '67	14.64	.89	6.08%	2420	12.6	13.2	13.5	14.0	14.6	15.2	15.8	16.1	16.8
26. STUDENT PLT '67	14.63	.92	6.29%	505	12.5	13.1	13.4	14.0	14.6	15.3	15.8	16.2	16.9
27. RATED PILOTS '67	14.66	.87	5.93%	1187	12.6	13.2	13.6	14.1	14.7	15.2	15.8	16.1	16.7
28. SDT NAVIGAT '67	14.69	.90	6.13%	188		13.3	13.6	14.1	14.6	15.3	15.9	16.3	
29. RTO NAVIGAT '67	14.61	.91	6.23%	505	12.6	13.2	13.5	14.0	14.6	15.2	15.8	16.1	16.8
30. ARMY SOLDIERS '66	14.41	1.05	7.29%	6682	12.2	12.8	13.1	13.7	14.4	15.1	15.8	16.2	17.1
31. NAVY ENLISTED '66	14.37	1.07	7.45%	4095	12.1	12.7	13.0	13.6	14.3	15.1	15.8	16.3	17.0
32. NAVY DIVERS '72	14.91	1.10	7.38%	100		13.1	13.5	14.2	14.9	15.7	16.3	16.7	
33. MARINE ENLIST '66	14.63	.92	6.29%	2008	12.6	13.2	13.5	14.0	14.6	15.2	15.8	16.2	17.0
36. ARMY AVIATORS '70	14.68	.94	6.40%	1482		13.1	13.5	14.0	14.7	15.3	15.9	16.2	
43. ENGLISH CIV WOMEN	13.62	1.03	7.56%	4994		12.1	12.4	12.9	13.6	14.3	14.9	15.4	
44. SWEDISH CIV WOMEN	13.95	1.03	7.38%	212	(12.3)	(12.3)	(12.4)	(12.9)	(13.6)	(14.6)	(15.6)	(16.6)	
46. JAPANESE CIV. MEN	13.10	.90	6.87%	1622	(11.6)	(11.6)	(12.5)	(12.5)	(13.7)	(14.6)	(15.6)	(16.6)	
48. NATO SURVEY-60/61	14.21	.88	6.19%	3325	12.4	12.9	13.2	13.7	14.3	14.9	15.4	15.8	16.4
49. TURKISH MIL. '60	13.99	.90	6.43%	912	12.1	12.6	12.9	13.4	14.0	14.7	15.3	15.6	16.1
50. GREEK MILIT '61	14.20	.84	5.92%	1071	12.6	12.9	13.2	13.7	14.3	14.9	15.4	15.7	16.3
51. ITALIAN MIL. '61	14.36	.86	5.99%	1342	12.6	13.1	13.4	13.8	14.4	15.0	15.6	15.9	16.6
52. ABANTU MINERS	13.44	.78	5.80%	485	12.1	12.1	13.0	13.6	14.2	14.8	15.4	15.8	
53. FRENCH ARMY	14.17	.92	6.49%	794		12.8	13.0	13.6	14.2	14.8	15.4	15.8	
54. FRENCH PILOTS	14.48	.85	5.87%	65		12.8	13.0	14.1	14.6	15.0	15.5	15.7	
55. FRENCH STUD PILOT	13.93	.87	6.25%	101		12.6	12.8	13.4	13.9	14.4	15.2	15.7	
56. FRENCH NAVY -I	13.98	.88	6.29%	212		12.7	13.0	13.5	13.9	14.6	15.4	15.6	
57. FRENCH NAVY -II	14.45	1.04	7.20%	100		12.9	13.1	13.7	14.3	15.2	15.9	16.5	
59. GERMAN AVIATORS	14.59	.85	5.83%	1006	12.6	13.2	13.5	14.0	14.6	15.2	15.7	16.0	16.6
65. ROYAL ARMOR CORP	14.27	1.02	7.15%	500		12.8	13.1	13.6	14.2	14.8	15.5	15.9	
66. ROYAL AIR FORCE	14.43	.85	5.89%	2003	12.6	13.1	13.4	13.8	14.4	15.0	15.6	15.9	16.4
67. RAF AIRCREW	14.42	.90	6.24%	200		12.9	13.2	13.7	14.4	15.0	15.6	16.0	
68. RCAF PILOTS	14.45	.94	6.50%	314		13.0	13.3	13.8	14.5	15.0	15.6	16.1	
69. RCAF NAVIGATORS	14.58	.91	6.24%	290		13.1	13.3	13.9	14.6	15.2	15.9	16.1	
70. NEW ZEALAND AIRF.	14.57	.85	5.83%	238	(13.2)	(13.2)	(13.3)	(14.0)	(15.1)	(16.0)	(16.0)	(16.0)	
73. CZECH LUMBERMEN	13.66	.91	6.66%	2400	(12.2)	(12.2)	(12.5)	(13.0)	(14.3)	(15.2)	(15.2)	(15.2)	
75. LATIN AMERICANS	13.70	1.00	7.30%	1985		12.2	12.5	13.0	13.6	14.2	14.8	15.2	
78. SOUTH AFRICANS	14.22	.97	6.82%	1439		12.7			14.1			15.7	
79. JAPANESE CIV. MEN	13.70	1.00	7.30%	1870	(12.1)	(12.1)	(13.0)	(13.0)	(14.4)	(15.3)	(15.3)	(15.3)	
80. JAPANESE AIRFORCE	13.98	.83	5.94%	1176		12.7	13.0	13.4	14.0	14.5	15.1	15.4	
81. JAPAN AF PILOTS	14.17	.76	5.36%	210		13.0	13.3	13.7	14.1	14.6	15.2	15.4	
82. JAPAN AF NAVIG	13.95	.80	5.73%	538		12.7	13.0	13.4	13.9	14.5	15.0	15.3	
83. JAPANESE PILOTS	14.06	.83	5.90%	237		12.7	13.0	13.5	14.0	14.6	15.2	15.5	
84. THAI MILITARY	13.45	.90	6.69%	2950		12.0	12.4	12.8	13.4	14.0	14.6	15.0	
85. VIETNAM MILITARY	12.73	.82	6.44%	2122	11.0	11.5	11.7	12.2	12.7	13.3	13.8	14.2	14.9
86. R.O.K.A.F. PILOTS	13.93	.95	6.82%	264		12.5	12.7	13.3	13.9	14.5	15.2	15.5	
87. KOREAN FORCES -65	13.62	.91	6.68%	3747		12.4	12.7	13.1	13.6	14.1	14.6	15.0	

METRIC VALUES	STD DEV	MEAN	COEF OF V	-N-	1ST	5TH	10TH	25TH	50TH	75TH	90TH	95TH	99TH
207. CALF CIRCUMFERENCE-CONTINUED													
90. IRANIAN MILITARY	33.77	2.26	6.69%	9414		30.3	31.0	32.2	33.6	35.2	36.7	37.7	
209. CALF CIRCUMFERENCE, II.....													
7. AIR FORCE WMN *68	34.23	2.28	6.66%	1905	29.1	30.6	31.4	32.7	34.2	35.7	37.2	38.1	39.7
8. WAF-NURSE OFCRS	34.46	2.37	6.88%	548	29.5	30.8	31.5	32.8	34.4	36.0	37.6	38.5	40.2
9. ENLISTED WAFS/W	34.21	2.19	6.40%	1216	29.1	30.6	31.4	32.7	34.2	35.7	37.0	37.8	39.3
10. ENLISTED WAES/8	33.61	2.54	7.56%	131		29.5	30.3	31.8	33.5	35.2	37.0	38.1	
15. A.A.F. CADETS *42	36.20	2.10	5.80%	2959		32.6	33.3	34.5	35.9	37.4	38.8	39.6	
16. A.A.F. GUNNERS *42	35.40	2.10	5.93%	583		31.7	32.5	33.7	35.0	36.7	37.9	38.6	
25. USAF FLY PRSNL *67	36.93	2.23	6.04%	2420	31.9	33.3	34.1	35.4	36.9	38.4	39.7	40.6	42.6
26. STUDENT PLT *67	36.89	2.29	6.21%	505	31.5	33.0	33.9	35.3	36.9	38.5	39.8	40.6	42.3
27. RATED PILOTS *67	36.97	2.17	5.87%	1187	31.9	33.4	34.2	35.5	36.9	38.4	39.7	40.6	42.3
28. SOT NAVIGAT *67	37.13	2.25	6.06%	188		33.6	34.3	35.6	37.0	38.7	40.2	41.0	
29. RTD NAVIGAT *67	36.86	2.27	6.16%	505	32.2	33.2	34.0	35.3	36.8	38.3	39.7	40.7	43.2
212. CALF DEPTH.....													
53. FRENCH ARMY	11.37	.71	6.24%	794		10.3	10.6	10.9	11.4	11.8	12.4	12.7	
54. FRENCH PILOTS	11.49	.58	5.05%	65		10.5	10.7	11.1	11.5	12.0	12.3	12.3	
55. FRENCH STUD PILOT	11.26	.68	6.04%	101		10.0	10.4	10.8	11.3	11.7	12.0	12.6	
56. FRENCH NAVY -I	11.08	.64	5.78%	212		10.1	10.3	10.6	11.0	11.5	12.0	12.2	
57. FRENCH NAVY -II	11.34	.76	6.70%	100		10.2	10.5	10.8	11.3	12.0	12.4	12.5	
215. CALF HEIGHT.....													
6. WAE-BASIC-IB-1952	33.09	2.71	8.19%	851		29.3	30.0	31.5	33.1	34.6	36.1	37.1	
17. USAF BASIC TR *52	35.16	2.73	7.76%	3321		30.9	31.8	33.3	35.1	36.9	38.6	39.6	
19. USAF SURVEY	36.22	2.37	6.54%	3859	31.0	32.4	33.2	34.6	36.2	37.8	39.3	40.3	42.2
20. OFFICERS---1965	36.64	2.33	6.36%	549	31.5	32.8	33.6	35.0	36.7	38.3	39.6	40.4	42.1
21. ENLISTED MEN *65	36.27	2.38	6.56%	792	31.5	32.7	33.4	34.6	36.1	37.8	39.4	40.5	42.4
23. BASIC TRAINEE65	36.11	2.37	6.56%	2527	30.8	32.3	33.1	34.5	36.1	37.6	39.1	40.1	42.2
25. USAF FLY PRSNL *67	35.55	2.22	6.24%	2420	30.7	32.0	32.7	34.0	35.5	37.1	38.5	39.3	40.7
26. STUDENT PLT *67	35.57	2.10	5.90%	505	31.2	32.2	32.8	34.0	35.5	37.1	38.4	39.2	40.4
27. RATED PILOTS *67	35.53	2.25	6.33%	1187	30.5	31.8	32.6	34.0	35.5	37.1	38.5	39.3	40.6
28. SOT NAVIGAT *67	35.89	2.25	6.27%	188		32.4	33.1	34.3	35.7	37.3	38.9	39.9	
29. RTD NAVIGAT *67	35.50	2.24	6.31%	505	30.8	32.0	32.7	33.9	35.4	37.0	38.4	39.4	41.2
30. ARMY SOLDIERS *66	35.42	2.70	7.62%	6682	29.3	31.1	32.0	33.6	35.4	37.2	38.9	40.0	41.9
31. NAVY ENLISTED *66	36.11	2.67	7.39%	4095	29.9	31.7	32.7	34.3	36.1	37.9	39.5	40.4	42.5
33. MARINE ENLIST *66	36.04	2.69	7.46%	2008	29.9	31.6	32.6	34.2	36.0	37.9	39.6	40.6	42.4
36. ARMY-AVIAIORS-70	34.45	2.18	6.33%	1482	29.7	30.9	31.7	33.0	34.4	35.8	37.1	38.1	40.3
48. NATO SURVEY-60/61	34.19	2.06	6.03%	3325	29.8	30.9	31.6	32.7	34.1	35.6	36.9	37.7	39.3
49. TURKISH MIL *60	33.71	1.93	5.73%	912	29.6	30.7	31.3	32.4	33.6	35.0	36.2	37.0	38.7
50. GREEK MILIT *61	34.11	2.05	6.01%	1071	29.7	30.8	31.4	32.7	34.1	35.5	36.8	37.6	39.2
51. ITALIAN MIL *61	34.57	2.08	6.02%	1342	29.9	31.2	31.9	33.1	34.5	35.9	37.3	38.1	39.6

ENGLISH VALUES	MEAN	STD DEV	COEF OF V	-N-	1ST	5TH	10TH	25TH	50TH	75TH	90TH	95TH	99TH
207. GOLF CIRCUMFERENCE-CONTINUED													
90. IRANIAN MILITARY	13.29	.89	6.70%	9414	11.9	12.2	12.2	12.7	13.2	13.8	14.5	14.9	
209. GOLF CIRCUMFERENCE, II.....													
7. AIR FORCE WMN '68	13.48	.90	6.68%	1905	11.4	12.0	12.4	12.9	13.5	14.1	14.6	15.0	15.6
8. WAF-NURSE OFCRS	13.57	.93	6.85%	548	11.6	12.1	12.4	12.9	13.5	14.2	14.8	15.2	15.8
9. ENLISTED WAFS/WM	13.47	.86	6.38%	1216	11.5	12.1	12.4	12.9	13.5	14.1	14.6	14.9	15.5
10. ENLISTED WAFS/LB	13.23	1.00	7.56%	131		11.6	11.9	12.5	13.2	13.9	14.6	15.0	
15. A.A.F. CADETS '42	14.20	.80	5.63%	2959		12.8	13.1	13.6	14.1	14.7	15.3	15.6	
16. A.A.F. GUNNERS '42	13.90	.80	5.76%	583		12.5	12.8	13.3	13.8	14.4	14.9	15.2	
25. USAF FLY PRSNL '67	14.54	.88	6.05%	2420	12.6	13.1	13.4	14.0	14.5	15.1	15.6	16.0	16.8
26. STUDENT PLT '67	14.53	.90	6.19%	505	12.4	13.0	13.3	13.9	14.5	15.1	15.7	16.0	16.6
27. RATED PILOTS '67	14.55	.86	5.91%	1187	12.6	13.2	13.5	14.0	14.5	15.1	15.6	16.0	16.7
28. SOT NAVIGAT '67	14.62	.89	6.09%	188		13.2	13.5	14.0	14.6	15.2	15.8	16.1	
29. RTO NAVIGAT '67	14.51	.90	6.20%	505	12.7	13.1	13.4	13.9	14.5	15.1	15.6	16.0	17.0
212. GOLF DEPTH.....													
53. FRENCH ARMY	4.48	.28	6.25%	794		4.1	4.2	4.3	4.5	4.6	4.9	5.0	
54. FRENCH PILOTS	4.52	.23	5.09%	65		4.1	4.2	4.4	4.5	4.7	4.8	4.8	
55. FRENCH STUD PILOT	4.43	.27	6.09%	101		3.9	4.1	4.3	4.4	4.6	4.7	5.0	
56. FRENCH NAVY - I	4.36	.25	5.73%	212		4.0	4.1	4.2	4.3	4.5	4.7	4.8	
57. FRENCH NAVY - II	4.45	.30	6.73%	100		4.0	4.1	4.3	4.4	4.7	4.9	4.9	
215. GOLF HEIGHT.....													
6. WAF-BASIC-IR-1952	13.03	1.07	8.21%	851	10.8	11.5	11.8	12.4	13.0	13.6	14.2	14.6	16.9
17. USAF BASIC TR '52	13.84	1.07	7.73%	3321	11.5	12.2	12.5	13.1	13.8	14.5	15.2	15.6	16.5
19. USAF SURVEY 1965	14.25	.93	6.52%	3859	12.2	12.8	13.1	13.6	14.2	14.9	15.5	15.9	16.6
20. OFFICERS---1965	14.43	.92	6.38%	549	12.4	12.9	13.2	13.8	14.4	15.1	15.6	15.9	16.6
21. ENLISTED MEN '65	14.28	.94	6.58%	792	12.4	12.9	13.1	13.6	14.2	14.9	15.5	15.9	16.7
23. BASIC TRAINEE '65	14.22	.93	6.54%	2927	12.1	12.7	13.0	13.6	14.2	14.8	15.4	15.8	16.6
25. USAF FLY PRSNL '67	14.00	.88	6.29%	2420	12.1	12.6	12.9	13.4	14.0	14.6	15.1	15.5	16.0
26. STUDENT PLT '67	14.00	.83	5.93%	545	12.3	12.7	12.9	13.4	14.0	14.6	15.1	15.4	15.9
27. RATED PILOTS '67	13.99	.89	6.36%	1187	12.0	12.5	12.8	13.4	14.0	14.6	15.1	15.5	16.0
28. SOT NAVIGAT '67	14.13	.89	6.30%	188		12.8	13.0	13.5	14.1	14.7	15.3	15.7	
29. RTO NAVIGAT '67	13.98	.88	6.29%	505	12.1	12.6	12.9	13.4	13.9	14.6	15.1	15.5	16.2
30. ARMY SOLDIERS '66	13.94	1.06	7.60%	682	11.5	12.2	12.6	13.2	13.9	14.7	15.3	15.7	16.5
31. NAVY ENLISTED '66	14.22	1.05	7.38%	4095	11.8	12.5	12.9	13.5	14.2	14.9	15.5	15.9	16.7
33. MARINE ENLIST '66	14.19	1.06	7.47%	2008	11.8	12.5	12.8	13.5	14.2	14.9	15.6	16.0	16.7
36. ARMY-AVIATORS '66	13.56	.86	6.34%	1482		12.2	12.5	13.0	13.6	14.1	14.6	15.0	
48. NATO SURVEY-60/61	13.45	.81	6.02%	3325	11.7	12.2	12.4	12.9	13.4	14.0	14.5	14.8	15.5
49. TURKISH MIL '60	13.27	.76	5.73%	912	11.7	12.1	12.3	12.7	13.2	13.8	14.3	14.6	15.2
50. GREEK MILIT '61	13.43	.81	6.03%	1071	11.7	12.1	12.4	12.9	13.4	14.0	14.5	14.8	15.4
51. ITALIAN MIL '61	13.61	.82	6.02%	1342	11.8	12.3	12.6	13.0	13.6	14.2	14.7	15.0	15.6

METRIC VALUES	MEAN	STD DEV	COEF OF V	-V-	1ST	5TH	10TH	25TH	50TH	75TH	90TH	95TH	99TH
215. GALT HEIGHT-CONTINUED													
59.GERMAN AVIATORS	35.08	2.44	6.96%	1006	29.3	31.2	32.1	33.4	35.0	36.7	38.4	39.3	41.0
75.LATIN AMERICANS	34.00	2.20	6.47%	1985	30.3	31.0	32.0	32.2	33.6	35.1	36.6	37.6	
90.IRANIAN MILITARY	34.04	2.19	6.43%	9414	30.5	31.3	32.6	34.0	35.5	36.9	37.7		
219. CERVICAL HEIGHT.....													
2.US WOMEN-O/A 1940	137.97	5.84	4.23%	***	(126.4)	(128.4)	(134.0)	(141.9)	(147.6)	(151.9)	(157.2)	(162.4)	(167.2)
5.WAC SEPARATEE1946	138.36	5.64	4.08%	7563	125.6	129.2	131.2	134.5	138.3	142.1	145.6	147.8	151.9
6.WAF BASIC TR 1952	138.18	5.92	4.28%	852	129.2	131.0	134.0	137.6	142.0	145.8	147.9		
7.AIR FORCE WMN *68	139.20	5.52	3.97%	1905	127.6	130.3	132.1	135.3	139.1	142.9	146.3	148.4	152.5
8. WAF-NURSE OFORS	139.66	5.70	4.08%	548	127.1	130.2	132.2	135.7	139.7	143.6	147.0	149.0	152.7
9. ENLISTED WAFS/M	139.03	5.41	3.89%	1216	127.9	130.4	132.1	135.2	138.8	142.6	146.0	148.2	152.5
10. ENLISTED WAFS/2B	139.16	5.36	3.85%	131	130.8	132.1	135.0	138.8	143.0	146.5	149.8		
13.AIR TRAFFIC CNTRL	150.27	5.79	3.85%	678	140.5	142.7	145.8	150.0	154.0	157.5	159.8		
14.ARMV SEPARATEE*46	149.14	5.96	4.00%	***	(139.3)	(145.1)	(153.2)	(158.9)					
17.USAF BASIC TR *52	149.16	6.17	4.14%	3330	139.1	141.3	145.0	149.2	153.2	156.8	159.3		
18.USAF FLY PRSNL*50	150.11	5.81	3.87%	4000	136.5	140.5	142.7	146.2	150.1	154.0	157.5	159.7	163.9
19.USAF SURVEY 1965	149.80	6.20	4.14%	3859	135.4	139.7	141.9	145.6	149.7	153.9	157.7	160.0	164.6
20. OFFICERS---1965	151.62	5.98	3.94%	549	138.7	141.5	143.6	147.4	151.7	155.8	159.2	161.3	165.8
21. ENLISTED MEN*65	149.45	6.31	4.22%	732	134.5	139.2	141.6	145.3	149.4	153.5	157.4	160.0	165.4
23. BASIC TRAINEE*65	149.52	6.14	4.11%	2527	135.2	139.4	141.6	145.4	149.5	153.6	157.3	159.6	164.2
24.NAVY FLYERS *64	151.17	5.54	3.66%	1529	139.4	142.4	144.1	147.2	150.9	154.9	158.6	160.7	164.2
25.USAF FLY PRSNL*67	152.06	5.82	3.83%	2420	138.2	142.5	144.6	148.1	152.0	155.9	159.6	161.8	166.0
26. STUDENT PLT *67	151.81	5.48	3.61%	505	139.7	142.7	144.6	148.0	151.8	155.5	158.9	160.9	164.7
27. RATED PILOTS*67	152.22	5.81	3.82%	1187	137.9	142.7	144.9	148.4	152.2	156.1	159.6	161.8	165.7
28. SDT NAVIGAT *67	152.70	5.81	3.80%	188	143.1	145.3	148.0	152.7	156.6	160.3	162.4		
29. RTD NAVIGAT *67	151.89	6.13	4.04%	505	137.7	142.0	144.2	147.7	151.7	155.9	160.0	162.5	167.2
30.ARMV SOLDIERS *66	149.56	6.34	4.24%	6682	134.4	139.3	141.6	145.3	149.5	153.8	157.8	160.2	164.1
31.NAVY ENLISTED *66	149.63	6.32	4.22%	4095	135.3	139.6	141.8	145.3	149.5	153.9	158.0	160.4	164.7
33.MARINE ENLIST *66	149.59	6.10	4.08%	2008	136.3	139.9	141.9	145.3	149.4	153.7	157.6	160.0	164.3
36.ARMV-AVIATORS *70	149.65	5.96	3.98%	1482	136.4	139.8	141.9	145.6	149.7	153.7	157.3	159.5	164.3
43. ENGLISH-CIV-WOMEN	137.40	6.08	4.43%	4935	127.6	129.7	133.2	137.4	141.4	145.0	147.5		
48.NATO SURVEY-60/61	144.78	5.71	3.94%	3325	132.5	135.6	137.4	140.8	144.7	148.6	152.2	154.4	158.9
49. TURKISH MIL.*60	143.69	5.42	3.77%	912	132.9	135.3	136.9	139.8	143.4	147.3	150.9	153.1	157.2
50. GREEK MILIT *61	144.52	5.49	3.80%	1071	132.1	135.7	137.6	140.8	144.4	148.1	151.7	153.8	157.8
51. ITALIAN MIL.*61	145.74	5.91	4.06%	1342	132.3	135.8	138.0	141.7	145.8	149.7	153.2	155.4	160.1
59.GERMAN AVIATORS	150.83	5.87	3.89%	1006	137.9	141.3	143.3	146.7	150.7	154.8	158.5	160.7	164.4
62.CANADIAN MILIT*64	149.29	5.90	3.95%	565	139.7	142.1	145.3	149.2	153.4	156.9	158.5		
65.ROYAL ARMOR CORP	148.82	5.77	3.88%	500	139.0	141.4	145.1	148.7	152.6	156.0	158.1		
66.ROYAL AIR FORCE	151.72	5.84	3.85%	1999	139.1	142.2	144.2	147.8	151.7	155.6	159.1	161.4	166.4
67.RAF AIRCREW	151.76	5.77	3.80%	200	141.5	143.5	146.0	151.8	155.3	159.0	160.5		
68.RCAF PILOTS	151.46	5.58	3.68%	314	142.7	144.5	147.5	151.1	155.4	159.0	161.0		
69.RCAF NAVIGATORS	150.59	5.89	3.91%	290	140.9	142.7	146.5	150.6	154.4	159.0	160.2		

ENGLISH VALUES	MEAN	STD DEV	COEF OF V	-N-	1ST	5TH	10TH	25TH	50TH	75TH	90TH	95TH	99TH
215. GOLF HEIGHT-CONTINUED													
59. GERMAN AVIATORS	13.81	.96	6.95%	1006	11.5	12.3	12.6	13.2	13.8	14.4	15.1	15.5	16.2
75. LATIN AMERICANS	13.40	.90	6.72%	1985		11.9	12.2	12.7	13.2	13.8	14.4	14.8	
90. IRANIAN MILITARY	13.40	.86	6.42%	9414		12.0	12.3	12.8	13.4	14.0	14.5	14.8	
219. CERVICAL HEIGHT.....													
2. US WOMEN-D/A 1940	54.32	2.30	4.23%	****	(50.5)	50.9	51.7	53.0	54.4	55.9	57.3	58.2	59.8
5. WAC SEPARATEE 1946	54.47	2.22	4.08%	7563	49.5	50.9	51.6	52.7	54.2	55.9	57.4	58.2	60.3
6. WAF BASIC TR 1952	54.40	2.33	4.28%	832	49.5	50.9	51.6	52.7	54.2	55.9	57.4	58.4	60.0
7. AIR FORCE WMN '68	54.80	2.17	3.96%	1905	50.2	51.3	52.0	53.3	54.8	56.3	57.6	58.6	60.1
8. WAF-NURSE OFCRS	54.98	2.24	4.07%	548	50.1	51.3	52.0	53.4	55.0	56.5	57.9	58.6	60.1
9. ENLISTED WAFS/W	54.73	2.13	3.89%	1216	50.3	51.3	52.0	53.2	54.7	56.1	57.5	58.3	60.1
10. ENLISTED WAFS/CB	54.79	2.11	3.85%	131		51.5	52.0	53.1	54.7	56.3	57.7	58.4	
13. AIR TRAFFIC CNTRL	59.16	2.28	3.85%	678		55.3	56.2	57.4	59.0	60.6	62.0	62.9	
14. ARMY SEPARATEE '46	58.72	2.35	4.00%	****	(54.9)	54.7	55.6	57.1	58.7	60.3	61.7	62.7	64.7
17. USAF BASIC TR '52	58.73	2.43	4.14%	3330	53.1	54.7	55.6	57.1	58.7	60.3	61.7	62.7	64.7
18. USAF FLY PRSNL '50	59.10	2.29	3.87%	4000	53.7	55.3	56.2	57.6	59.1	60.6	62.0	62.9	64.5
19. USAF SURVEY 1965	58.98	2.44	4.14%	3869	53.3	55.0	55.9	57.3	59.0	60.6	62.1	63.0	64.8
20. OFFICERS----1965	59.69	2.35	3.94%	549	54.6	55.7	56.5	58.0	59.7	61.3	62.7	63.5	65.3
21. ENLISTED MEN '65	58.84	2.48	4.21%	792	53.0	54.8	55.7	57.2	58.8	60.4	62.0	63.0	65.1
23. BASIC TRAINEE '65	58.87	2.42	4.11%	2527	53.2	54.9	55.8	57.2	58.9	60.5	61.9	62.8	64.7
24. NAVY FLYERS '64	59.52	2.18	3.66%	1529	54.9	56.1	56.7	57.9	59.4	61.0	62.4	63.3	64.6
25. USAF FLY PRSNL '67	59.87	2.29	3.82%	2420	54.4	56.1	56.9	58.3	59.8	61.2	62.6	63.3	64.9
26. STUDENT PLT '67	59.77	2.16	3.61%	505	55.0	56.2	56.9	58.3	59.8	61.2	62.6	63.3	64.9
27. RATED PILOTS '67	59.93	2.29	3.82%	1187	54.3	56.2	57.1	58.4	59.9	61.4	62.9	63.7	65.2
28. SOT NAVIGAT '67	60.12	2.29	3.81%	188		56.3	57.2	58.6	60.1	61.7	63.1	63.9	65.8
29. RTO NAVIGAT '67	59.80	2.41	4.03%	505		55.9	56.8	58.1	59.7	61.4	63.0	64.0	65.8
30. ARMY SOLDIERS '66	58.88	2.50	4.25%	6682	54.2	55.9	56.8	58.1	59.7	61.4	63.0	64.0	65.8
31. NAVY ENLISTED '66	58.91	2.49	4.23%	4035	52.9	54.9	55.8	57.2	58.9	60.6	62.1	63.1	64.6
33. MARINE ENLIST '66	58.89	2.40	4.08%	2008	53.3	55.0	55.8	57.2	58.8	60.6	62.2	63.2	64.9
36. ARMY AVIATORS '70	58.92	2.35	3.99%	1482	53.7	55.1	55.9	57.2	58.8	60.5	62.1	63.0	64.7
43. ENGLISH-GIV-WOMEN	54.09	2.40	4.44%	4995		55.0	55.9	57.3	58.9	60.5	61.9	62.8	
48. NATO SURVEY-60/61	57.00	2.25	3.95%	3325		50.2	51.1	52.4	54.1	55.7	57.1	58.1	62.5
49. TURKISH MIL '60	56.57	2.13	3.77%	912	52.3	53.4	54.1	55.4	57.0	58.5	59.9	60.8	61.9
50. GREEK MILIT '61	56.90	2.16	3.80%	1071	52.0	53.3	53.9	55.0	56.5	58.0	59.4	60.3	61.9
51. ITALIAN MIL '61	57.38	2.33	4.06%	1342	52.1	53.5	54.3	55.8	57.4	58.9	60.3	61.2	63.0
59. GERMAN AVIATORS	59.38	2.31	3.89%	1006	54.3	55.6	56.4	57.8	59.3	60.9	62.4	63.3	64.7
62. CANADIAN MILIT '64	58.78	2.32	3.95%	565		55.0	55.9	57.2	58.7	60.4	61.8	62.4	
65. ROYAL ARMOR CORP	58.59	2.27	3.87%	530		54.7	55.7	57.1	58.5	60.1	61.4	62.2	65.5
66. ROYAL AIR FORCE	59.73	2.30	3.85%	1999	54.8	56.0	56.8	58.2	59.7	61.3	62.6	63.2	63.2
67. RAF AIRCREW	59.75	2.27	3.80%	200		55.7	56.5	58.3	59.8	61.1	62.6	63.2	
68. RAF PILOTS	59.63	2.20	3.69%	314		56.2	56.9	58.1	59.5	61.2	62.6	63.4	
69. RCAF NAVIGATORS	59.29	2.32	3.91%	290		55.5	56.2	57.7	59.3	60.8	62.6	63.1	

METRIC VALUES	STD DEV	COEF OF V	-V-	1ST	5TH	10TH	25TH	50TH	75TH	90TH	95TH	99TH
219. CERVICAL HEIGHT-CONTINUED												
70. NEW ZEALAND AIRF.	150.86	6.03			(140.9)	135.2	138.1	141.5	145.1	148.8	(160.8)	
75. LATIN AMERICANS	142.50	5.60	4.00%	238	133.4	134.3	137.0	140.1	143.5	146.7	151.6	
80. JAPANESE AIRFORCE	140.34	4.94	3.52%	1176	134.3	135.7	138.2	141.2	144.6	147.8	149.9	
81. JAPAN AF PILOTS	141.53	4.82	3.41%	210	132.8	134.2	136.7	139.8	143.1	146.3	148.3	
82. JAPAN AF NAVIG	140.08	4.86	3.47%	538	133.5	135.2	137.9	140.5	143.9	147.9	149.9	
83. JAPANESE PILOTS	141.16	5.08	3.60%	223	134.3	136.1	139.0	142.3	145.1	147.8	149.2	
86. R.O.K.A.F. PILOTS	142.18	4.49	3.16%	264	133.6	135.5	138.7	142.3	146.1	149.5	151.7	
90. IRANIAN MILITARY	142.41	5.49	3.86%	9414								
220. CERVICAL HEIGHT, SITTING.....												
-2. US-WOMEN-1940-1940	62.48	3.02	4.83%	****	(57.5)	(60.4)	(64.5)	(67.4)				
42. SWEDISH-IND-WOMEN	63.30	2.80	4.42%	77	(58.7)	(61.4)	(65.2)	(67.9)				
60. GERMAN 20 YR OLDS	66.30	2.80	4.22%	7144	61.7	62.8	64.4	66.3	68.2	70.0	71.0	
61. GERMANS/25-40 YRS	66.40	2.70	4.07%	2643	62.1	63.0	64.3	66.4	68.2	70.0	71.1	
68. RCAF PILOTS	66.47	2.74	4.12%	314	61.9	62.7	64.5	66.5	68.5	70.1	71.1	
69. RCAF NAVIGATORS	65.65	3.04	4.63%	290	60.9	61.9	63.4	65.5	67.8	69.3	70.6	
70. NEW ZEALAND AIRF.	65.06	3.05	4.69%	238	(60.0)	(63.0)	(67.1)	(70.1)				
88. SWEDISH IND WKR/M	66.80	3.90	5.84%	87	(60.4)	(64.2)	(69.4)	(73.2)				
223. CHEST BREADTH.....												
1. STEWARDESSES 1971	24.06	1.39	5.78%	422	21.7	22.2	23.1	24.1	25.0	25.9	26.3	
5. MAC SEPARATEE 1946	28.40	2.36	8.31%	7553	24.9	25.6	26.8	28.2	29.8	31.4	32.6	
6. WAF BASIC TR 1952	25.25	1.40	5.54%	834	23.1	23.4	24.1	25.1	26.1	27.2	27.6	35.2
7. AIR FORCE WMN '68	27.99	1.91	6.82%	1905	25.1	25.7	26.6	27.8	29.2	30.5	31.4	
8. WAF-NURSE OFCRS	28.53	2.11	7.40%	548	25.3	25.9	27.0	28.4	29.9	31.4	32.3	33.2
9. ENLISTED WAFS/M	27.83	1.79	6.43%	1216	25.0	25.6	26.6	27.7	29.0	30.2	31.0	32.6
10. ENLISTED WAFS/B	27.36	1.72	6.29%	131	24.8	25.3	26.1	27.2	28.4	29.7	30.7	
13. AIR TRAFFIC CNTRL	32.75	2.33	7.11%	681	28.9	29.8	30.8	32.3	33.7	35.5	36.6	
15. A.A.F. CADETS '42	28.90	1.60	5.54%	2959	26.2	26.8	27.7	28.8	29.8	30.9	31.6	
16. A.A.F. GUNNERS '42	28.30	1.60	5.65%	583	25.6	26.2	27.2	28.2	29.3	30.3	30.8	
17. USAF BASIC TR '52	29.10	2.30	7.90%	3326	25.9	26.5	27.6	28.9	30.3	31.8	33.0	
18. USAF FLY PRSNL '50	30.53	2.00	6.55%	4000	27.5	28.1	29.2	30.4	31.8	33.2	34.1	35.7
19. USAF SURVEY 1965	31.25	2.38	7.62%	3869	27.7	28.4	29.6	31.0	32.7	34.4	35.5	37.7
20. OFFICERS---1965	32.70	2.04	6.24%	549	28.4	29.7	30.3	31.3	32.6	34.0	35.3	37.5
21. ENLISTED MEN '65	31.68	2.40	7.58%	732	28.1	28.8	30.0	31.5	33.1	34.8	36.0	38.6
23. BASIC TRAINEE '65	30.81	2.29	7.43%	2525	26.2	27.5	28.1	29.2	30.6	32.1	33.8	35.0
24. NAVY FLYERS '64	32.73	2.07	6.32%	1529	28.4	29.5	30.2	31.3	32.6	34.1	35.4	36.3
25. USAF FLY PRSNL '67	32.78	2.12	6.47%	2420	28.3	29.5	30.1	31.3	32.7	34.1	35.6	36.5
26. STUDENT PLT '67	32.49	2.10	6.46%	505	28.1	29.2	29.9	31.0	32.4	33.8	35.2	36.1
27. RATED PILOTS '67	33.11	2.06	6.22%	1187	28.4	29.9	30.6	31.7	33.0	34.4	35.8	36.2
28. SOT NAVIGAT '67	31.92	2.07	6.48%	188	28.8	29.4	30.4	31.7	33.2	34.7	35.7	38.4
29. RTO NAVIGAT '67	32.67	2.12	6.49%	505	28.4	29.4	30.0	31.2	32.5	34.0	35.4	36.5

ENGLISH VALUES		STO DEV	COEF OF V	-N-	1ST	5TH	10TH	25TH	50TH	75TH	90TH	95TH	99TH
PERCENTILES													
219. CERVICALE HEIGHT-CONTINUED													
70. NEW ZEALAND AIRF.	59.39	2.37	3.99%	238	(55.5)	53.2	(57.8)	(61.0)	55.7	57.1	58.6	(63.3)	
75. LATIN AMERICANS	56.10	2.20	3.92%	1985	52.5	52.9	53.9	55.2	56.5	57.8	58.5		
80. JAPANESE AIRFORCE	55.25	1.94	3.51%	1176	52.9	53.4	54.4	55.6	56.9	58.2	59.0		
81. JAPAN AF PILOTS	55.72	1.90	3.41%	210	52.3	52.8	53.8	55.0	56.3	57.6	58.4		
82. JAPAN AF NAVIG	55.15	1.91	3.46%	538	52.6	53.2	54.3	55.3	56.7	58.2	59.0		
83. JAPANESE PILOTS	55.57	2.00	3.60%	223	52.9	53.6	54.7	56.0	57.1	58.2	58.7		
86. R.O.K.A.F. PILOTS	55.98	1.97	3.52%	254	52.6	53.3	54.6	56.0	57.5	58.9	59.7		
90. IRANIAN MILITARY	56.07	2.16	3.85%	9414									
220. CERVICALE HEIGHT, SITTING.....													
2. US WOMEN-D/A-1940	24.60	1.19	4.84%	***	(22.6)	(23.8)	(25.4)	(25.7)	(26.6)				
42. SWEDISH-IND-1982E	24.92	1.10	4.41%	77	(23.1)	(24.2)	(25.7)	(26.9)	(27.6)	(28.0)			
60. GERMAN 20 YR OLOS	26.10	1.10	4.21%	7144	24.3	24.7	25.4	26.1	26.9	27.6	28.0		
61. GERMANS/25-40 YRS	26.14	1.06	4.06%	2643	24.4	24.8	25.3	26.1	26.9	27.6	28.0		
68. RCAF PILOTS	26.17	1.08	4.13%	314	24.4	24.7	25.4	26.2	27.0	27.6	28.0		
69. RCAF NAVIGATORS	25.85	1.20	4.64%	290	24.0	24.4	25.0	25.8	26.7	27.3	27.8		
70. NEW ZEALAND AIRF.	25.61	1.20	4.69%	238	(23.6)	(24.8)	(26.4)	(27.3)	(27.6)				
88. SWEDISH IND WKR/M	26.29	1.53	5.82%	87	(23.8)	(25.3)	(27.3)	(28.8)					
223. CHEST BREADTH.....													
1. STEWARDSES 1971	9.47	.55	5.81%	422	8.5	8.7	9.1	9.5	9.8	10.2	10.4		
5. MAC SEPARATEE 1946	11.18	.93	8.32%	7553	9.3	9.8	10.1	10.6	11.1	11.7	12.4	12.8	13.9
6. WAF BASIC TR 1952	9.94	.55	5.53%	834	8.9	9.1	9.2	9.5	9.9	10.3	10.6	10.9	11.3
7. AIR FORCE WMN '68	11.02	.75	6.81%	1905	9.5	9.9	10.1	10.5	11.0	11.5	12.0	12.4	13.1
8. WAF-NURSE OFCRS	11.23	.83	7.39%	548	9.6	10.0	10.2	10.6	11.2	11.8	12.3	12.7	13.4
9. ENLISTED WAFS/W	10.96	.70	6.39%	1216	9.4	9.9	10.1	10.5	10.9	11.4	11.9	12.2	12.8
10. ENLISTED WAES/B	10.77	.68	6.31%	131	9.8	10.0	10.3	10.7	11.2	11.7	12.1		
13. AIR TRAFFIC CNTRL	12.69	.91	7.06%	681	11.4	11.7	12.1	12.7	13.3	14.0	14.4		
15. A.A.F. CADETS '42	11.40	.60	5.26%	2959	10.3	10.5	10.9	11.3	11.8	12.2	12.4		
16. A.A.F. GUNNERS '42	11.10	.60	5.41%	583	10.1	10.3	10.7	11.1	11.5	11.9	12.1		
17. USAF BASIC TR '52	11.46	.91	7.94%	3326	10.2	10.4	10.9	11.4	11.9	12.5	13.0	14.3	
18. USAF FLY PRSNL '50	12.02	.79	6.57%	4000	10.3	10.8	11.1	11.5	12.0	12.5	13.1	13.4	14.1
19. USAF SURVEY 1965	12.30	.94	7.64%	3869	10.4	10.9	11.2	11.6	12.2	12.9	13.6	14.0	14.8
20. OFFICERS---1965	12.87	.80	6.22%	549	11.2	11.7	11.9	12.3	12.8	13.4	14.0	14.3	15.2
21. ENLISTED MEN '65	12.47	.95	7.62%	792	10.6	11.1	11.3	11.8	12.4	13.0	13.7	14.2	15.0
23. BASIC TRAINEE '65	12.13	.90	7.42%	2527	10.3	10.8	11.1	11.5	12.0	12.7	13.3	13.8	14.7
24. NAVY FLYERS '64	12.88	.82	6.37%	1529	11.2	11.6	11.9	12.3	12.9	13.4	14.0	14.3	15.0
25. USAF FLY PRSNL '67	12.91	.83	6.43%	2420	11.1	11.6	11.9	12.3	12.9	13.4	14.0	14.4	15.1
26. STUDENT PLT '67	12.79	.83	6.49%	505	11.1	11.5	11.8	12.2	12.8	13.3	13.9	14.2	15.0
27. RATED PILOTS '67	13.03	.81	6.22%	1187	11.2	11.8	12.0	12.5	13.0	13.6	14.1	14.5	15.1
28. SOT NAVIGAT '67	12.57	.81	6.44%	188	11.3	11.6	12.0	12.5	13.0	13.6	14.1	14.5	15.1
29. RTO NAVIGAT '67	12.86	.84	6.53%	505	11.2	11.6	11.8	12.3	12.8	13.4	13.9	14.3	15.2

METRIC VALUES	MEAN	STD DEV	COEF OF V	-N-	1ST	5TH	10TH	25TH	50TH	75TH	90TH	95TH	99TH
223. CHEST BREADTH-CONTINUED													
30. ARMY SOLDIERS '66	30.57	2.15	7.03%	6682	26.1	27.3	28.0	29.1	30.4	31.9	33.4	34.4	36.4
31. NAVY ENLISTED '66	30.16	2.06	6.83%	4095	25.9	27.0	27.6	28.7	30.0	31.5	32.9	33.8	35.7
32. NAVY DIVERS '72	30.61	1.81	5.91%	100		27.6	28.3	29.4	30.6	31.8	32.9	33.6	
33. MARINE ENLIST '66	30.74	1.88	6.12%	2008	26.9	27.8	28.4	29.4	30.7	32.0	33.2	34.0	35.6
36. ARMY AVIATORS '70	34.40	2.39	6.95%	1482	29.4	30.7	31.4	32.8	34.3	35.9	37.4	38.5	40.8
39. ALAB-ENRQRC-QEER	34.63	2.62	7.57%	2984	29.3	30.6	31.4	32.8	34.5	36.2	38.0	39.2	41.7
44. SWEDISH-CIV-WOMEN	25.32	1.24	4.90%	213	(23.3)			(24.5)				(27.4)	
48. NATO SURVEY-60/61	31.35	1.91	6.09%	3325	27.2	28.4	29.0	30.1	31.3	32.6	33.9	34.7	36.4
49. TURKISH MIL '60	31.23	1.85	5.92%	912	27.4	28.4	29.0	30.0	31.1	32.4	33.7	34.6	36.5
50. GREEK MILIT '61	30.95	1.97	6.37%	1071	26.7	28.0	28.6	29.6	30.8	32.2	33.6	34.5	36.0
51. ITALIAN MIL '61	31.75	1.82	5.73%	1342	28.1	29.0	29.5	30.5	31.7	32.9	34.1	34.9	36.8
52. BANTU MINERS	27.85	1.52	5.46%	485		25.4			27.8				
53. FRENCH ARMY	30.93	1.96	6.34%	794		27.8	28.6	29.6	30.9	32.1	33.4	34.4	
54. FRENCH PILOTS	32.13	1.86	5.79%	55		29.0	30.1	31.0	32.0	33.4	34.1	35.7	
55. FRENCH STUD PILOT	30.45	1.86	6.11%	101		27.7	28.3	29.0	30.2	31.6	33.0	33.6	
56. FRENCH NAVY -I	30.71	2.05	6.68%	212		27.6	28.2	29.4	30.5	32.0	33.5	34.2	
57. FRENCH NAVY -II	32.24	2.19	6.79%	100		28.8	29.6	30.8	32.2	33.5	34.9	36.3	
59. GERMAN AVIATORS	31.25	2.32	7.42%	1006	26.3	27.7	28.4	29.6	31.1	32.7	34.3	35.4	37.4
68. RCAF PILOTS	32.96	2.20	6.67%	314		29.2	29.9	31.4	33.0	34.2	35.5	36.5	
69. RCAF NAVIGATORS	32.74	2.00	6.11%	290		29.4	30.4	31.2	32.7	34.0	35.3	36.0	
75. LATIN AMERICANS	30.60	2.30	7.52%	1985		27.0	27.6	28.7	30.0	31.5	33.0	34.2	
80. JAPANESE AIRFORCE	29.72	1.98	6.66%	1176		26.6	27.2	28.4	29.7	31.0	32.3	33.0	
81. JAPAN AF PILOTS	30.46	1.88	6.17%	210		27.6	28.2	29.2	30.4	31.7	32.8	33.6	
82. JAPAN AF NAVIG	29.55	1.97	6.67%	538		26.5	27.1	28.2	29.5	30.8	32.1	32.8	
86. R.O.K.A.F. PILOTS	30.47	1.92	6.30%	264		27.7	28.2	29.0	30.3	31.6	32.9	33.8	
87. KOREAN FORCES -65	29.00	1.90	6.55%	3747		26.2	26.9	27.9	29.0	30.0	31.2	32.1	
90. IRANIAN MILITARY	29.37	1.78	6.06%	9414		26.6	27.2	28.2	29.3	30.4	31.6	32.4	
227. CHEST BREADTH (BONE).....													
19. USAF SURVEY 1965	28.34	2.24	8.05%	3869	23.7	24.9	25.5	26.7	28.2	29.8	31.4	32.3	34.2
20. OFFICERS---1965	30.24	1.80	5.95%	549	26.2	27.5	28.1	29.0	30.1	31.4	32.7	33.4	34.6
21. ENLISTED MEN '55	29.34	2.23	7.60%	792	24.4	25.7	26.5	27.9	29.3	30.8	32.1	33.1	35.1
23. BASIC-IRANIEES	27.62	2.01	7.28%	2527	23.5	24.6	25.2	26.2	27.5	28.8	30.2	31.1	33.2
48. NATO SURVEY-60/61	28.63	1.70	5.94%	3325	25.0	26.1	26.6	27.5	28.6	29.8	30.9	31.7	33.3
49. TURKISH MIL '60	28.62	1.66	5.80%	912	25.1	26.1	26.7	27.6	28.6	29.7	30.9	31.7	33.5
50. GREEK MILIT '61	28.42	1.78	6.26%	1071	24.7	25.8	26.3	27.2	28.3	29.7	30.9	31.7	33.0
51. ITALIAN MIL '61	28.81	1.65	5.73%	1342	25.6	26.3	26.8	27.7	28.8	29.9	31.0	31.7	33.3
230. CHEST CIRCUMFERENCE.....													
1. STEWARDESSES 1971	85.64	3.97	4.64%	221	79.3	80.7	83.0	85.5	88.3	91.0	92.5		
2. US WOMEN-D/A 1940	90.47	9.83	10.87%	***	(74.3)		(83.8)		(97.1)		(106.6)		
3. WAS PILOTS 1942	88.80	5.40	6.08%	447	80.3	82.1	85.1	88.5	92.2	96.1	98.4		

ENGLISH VALUES	MEAN	STD DEV	COEF OF V	-V-	1ST	5TH	10TH	25TH	50TH	75TH	90TH	95TH	99TH
223. CHEST BREADTH-CONTINUED													
30. ARMY SOLDIERS '66	12.04	.84	6.98%	6682	10.3	10.6	11.0	11.5	12.0	12.6	13.1	13.5	14.3
31. NAVY ENLISTED '66	11.87	.81	6.82%	4095	10.2	10.6	10.9	11.3	11.8	12.4	12.9	13.3	14.0
32. NAVY DIVERS '72	12.05	.71	5.89%	100	10.9	11.1	11.6	12.1	12.5	13.0	13.4	13.8	14.0
33. MARINE ENLIST '66	12.10	.74	6.12%	2008	10.6	11.0	11.2	11.6	12.1	12.6	13.1	13.4	14.0
36. ARMY AVIATORS '70	13.54	.94	6.94%	1482	12.1	12.4	12.9	13.5	14.1	14.7	15.1	15.4	16.4
39. LAW-ENGINEER-DEER	13.63	1.03	7.56%	2984	11.5	12.1	12.4	12.9	13.6	14.3	15.0	15.4	16.4
44. SWEDISH CIV-WOMEN	9.97	.49	4.91%	213	(9.2)	(9.6)	(9.6)	(9.6)	(10.3)	(10.3)	(10.8)	(10.8)	(10.8)
48. NATO SURVEY-60/61	12.34	.75	6.08%	3325	10.7	11.2	11.4	11.8	12.3	12.8	13.3	13.7	14.3
49. TURKISH MIL. '60	12.29	.73	5.94%	912	10.8	11.2	11.4	11.8	12.3	12.8	13.3	13.6	14.4
50. GREEK MILIT '61	12.18	.78	6.46%	1071	10.5	11.0	11.2	11.6	12.1	12.7	13.3	13.6	14.2
51. ITALIAN MIL. '61	12.50	.72	5.76%	1342	11.1	11.4	11.6	12.0	12.5	13.0	13.4	13.8	14.5
52. BANTU MINERS	10.96	.60	5.47%	485	10.0	10.9	11.3	11.7	12.2	12.6	13.1	13.5	14.0
53. FRENCH ARMY	12.18	.77	6.32%	794	10.9	11.4	11.9	12.2	12.6	13.1	13.4	14.1	14.4
54. FRENCH PILOTS	12.65	.73	5.77%	55	10.9	11.4	11.9	12.4	12.9	13.4	13.9	14.4	14.7
55. FRENCH STUD PILOT	11.99	.73	6.09%	101	10.9	11.1	11.4	11.9	12.4	12.9	13.4	13.9	14.4
56. FRENCH NAVY -I	12.09	.81	6.70%	212	10.9	11.1	11.6	12.0	12.5	13.0	13.5	14.0	14.5
57. FRENCH NAVY -II	12.69	.86	6.78%	100	11.3	11.7	12.1	12.7	13.2	13.7	14.3	14.8	15.3
59. GERMAN AVIATORS	12.30	.91	7.40%	1006	10.3	10.9	11.2	11.7	12.2	12.9	13.5	14.0	14.7
68. RCAF PILOTS	12.98	.87	6.70%	314	11.5	11.8	12.4	13.0	13.5	14.0	14.5	15.0	15.5
69. RCAF NAVIGATORS	12.89	.79	6.13%	290	11.6	12.0	12.3	12.9	13.4	13.9	14.4	14.9	15.4
75. LATIN AMERICANS	12.60	.90	7.50%	1985	10.6	10.9	11.3	11.8	12.4	13.0	13.5	14.0	14.5
80. JAPANESE AIRFORCE	11.70	.78	6.67%	1176	10.5	10.7	11.2	11.7	12.2	12.7	13.2	13.7	14.2
81. JAPAN AF PILOTS	11.99	.74	6.17%	210	10.9	11.1	11.5	12.0	12.5	13.0	13.5	14.0	14.5
82. JAPAN AF NAVIG	11.63	.78	6.71%	538	10.4	10.7	11.1	11.6	12.1	12.6	13.1	13.6	14.1
86. R.O.K.A.F. PILOTS	11.99	.75	6.26%	264	10.9	11.1	11.4	11.9	12.4	12.9	13.4	13.9	14.4
87. KOREAN FORCES -65	11.42	.75	6.57%	3747	10.3	10.6	11.0	11.4	11.9	12.4	12.9	13.4	13.9
90. IRANIAN MILITARY	11.56	.70	6.06%	9414	10.5	10.7	11.1	11.5	12.0	12.4	12.8	13.2	13.6
227. CHEST BREADTH (BONE).....													
19. USAF SURVEY 1965	11.16	.90	8.06%	3869	9.3	9.8	10.0	10.5	11.1	11.7	12.4	12.7	13.5
20. OFFICERS---1965	11.91	.71	5.96%	549	10.3	10.8	11.1	11.4	11.9	12.4	12.9	13.2	13.6
21. ENLISTED MEN '65	11.55	.88	7.62%	732	9.6	10.1	10.4	11.0	11.5	12.1	12.7	13.0	13.8
23. BASIC-IRANIAN	10.87	.79	7.27%	2527	9.3	9.7	9.9	10.3	10.8	11.3	11.9	12.3	13.1
48. NATO SURVEY-60/61	11.27	.67	5.94%	3325	9.9	10.3	10.5	10.8	11.3	11.7	12.2	12.5	13.1
49. TURKISH MIL. '60	11.27	.65	5.77%	912	9.9	10.3	10.5	10.9	11.3	11.7	12.2	12.5	13.2
50. GREEK MILIT '61	11.19	.70	6.26%	1071	9.7	10.2	10.4	10.7	11.2	11.7	12.2	12.5	13.0
51. ITALIAN MIL. '61	11.34	.65	5.73%	1342	10.1	10.4	10.6	10.9	11.3	11.8	12.2	12.5	13.1
230. CHEST CIRCUMFERENCE.....													
1. STEWARDESSES 1971	33.72	1.56	4.63%	221	31.2	31.8	32.7	33.7	34.8	35.8	36.8	37.8	38.7
2. US WOMEN-D/A 1940	35.62	3.87	10.86%	***	(29.3)	(33.0)	(33.0)	(33.0)	(38.2)	(42.0)	(42.0)	(42.0)	(42.0)
3. WAS PILOTS 1942	35.00	2.10	6.00%	447	31.6	32.3	33.5	34.9	36.3	37.8	38.7	39.7	40.7

METRIC VALUES	MEAN	STD DEV	COEF OF V	-V-	1ST	5TH	10TH	25TH	50TH	75TH	90TH	95TH	99TH
230. CHEST CIRCUMFERENCE-CONTINUED													
4.AAF NURSES 1942	86.90	4.30	4.95%	152	74.7	80.2	81.6	83.8	86.4	89.7	93.0	95.2	
5.WAF SEPARATEE1946	88.96	7.70	8.66%	753		78.2	80.1	83.4	87.9	93.5	99.4	103.3	111.1
6.WAF BASIC TR 1952	85.59	5.15	6.02%	851		77.5	79.4	82.4	85.4	88.8	92.0	93.9	
7.AIR FORCE WMN '68	89.73	5.70	6.35%	1905	78.7	81.6	83.1	85.7	89.0	93.0	97.3	100.2	106.6
8. WAF-NURSE OFCRS	91.55	6.53	7.13%	548	79.6	82.2	83.8	86.7	90.7	95.5	100.4	103.6	109.4
9. ENLISTED WAFS/W	89.20	5.20	5.83%	1216	78.4	81.4	83.0	85.6	88.7	92.2	95.9	98.4	103.6
10. ENLISTED WAFS/B	87.19	4.35	4.99%	131		80.7	82.0	84.3	86.9	89.4	92.3	94.5	
13.AIR TRAFFIC CNTRL	95.95	6.49	6.76%	681		87.6	88.9	91.8	96.0	100.5	104.9	109.0	
14.ARMV SEPARATEE'46	92.40	5.99	6.48%	***		(82.5)	(88.4)	(88.4)	(96.4)	(96.4)	(102.3)		
15.A.A.F. CADETS '42	91.70	4.70	5.13%	2959		84.0	85.4	87.9	90.7	94.3	97.5	99.2	
16.A.A.F. GUNNERS '42	90.50	4.70	5.19%	583		82.6	84.1	86.8	90.1	93.3	96.1	98.2	
17.USAF BASIC TR '52	90.37	6.07	6.72%	3330		81.5	83.3	86.3	89.8	93.6	97.8	101.2	
18.USAF FLY PRSNL'50	98.48	6.04	6.13%	4000	86.1	89.2	91.0	94.2	98.1	102.4	106.5	109.1	113.7
19.USAF SURVEY 1965	93.66	7.13	7.61%	3869	79.7	83.2	85.1	88.5	93.0	98.2	103.4	106.6	112.5
20. OFFICERS---1965	99.10	5.91	5.96%	549	85.9	89.5	91.5	95.0	99.0	103.1	106.8	109.1	113.4
21. ENLISTED MEN'65	95.93	7.16	7.46%	732	82.3	85.3	87.2	90.8	95.3	100.4	105.6	108.9	115.6
23. BASIC TRAINEES	91.77	6.53	7.12%	2527	79.1	82.4	84.1	87.2	91.1	95.6	100.4	103.7	110.8
24.NAVY FLYERS '64	98.85	5.78	5.85%	1529	85.7	89.5	91.6	95.1	98.8	102.4	106.0	108.4	114.0
25.USAF FLY PRSNL'67	98.55	6.35	6.44%	2420	84.8	88.6	90.6	94.1	98.3	102.7	106.8	109.4	114.4
26. STUDENT PLT '67	96.72	6.09	6.30%	505	83.4	87.3	89.1	92.3	96.3	100.9	105.1	107.4	110.5
27. RATED PILOTS'67	99.68	6.24	6.26%	1187	86.0	89.7	91.8	95.4	99.5	103.8	107.8	110.3	115.2
28. SDT NAVIGAT '67	97.02	6.32	6.51%	188		87.1	89.0	92.4	96.7	101.3	105.6	108.1	
29. RTD NAVIGAT '67	98.37	6.23	6.33%	505	85.0	88.8	90.8	94.2	98.0	102.2	106.4	109.1	114.9
30.ARMV SOLDIERS '66	93.77	6.69	7.13%	6682	80.9	84.1	85.9	89.1	93.0	97.7	102.6	105.9	112.8
31.NAVY ENLISTED '66	93.05	6.65	7.15%	4095	80.0	83.3	85.1	88.3	92.4	97.2	102.0	105.1	111.3
32.NAVY DIVERS '72	97.96	5.98	6.10%	100		88.1	90.3	93.9	98.0	102.0	105.6	107.8	
33.MARINE ENLIST '66	94.26	5.83	6.19%	2008	82.5	85.5	87.2	90.2	93.8	97.8	101.9	104.6	110.2
34.ARMV AVIATORS '59	95.80	5.25	5.48%	500		87.1	88.6	91.9	95.7	99.5	102.8	104.6	
36.ARMV AVIATORS '70	98.44	6.87	6.98%	1482	84.5	87.5	89.6	93.6	98.3	102.9	107.2	109.9	115.9
37.HEALTH EXAM/M '62	99.25	8.33	8.39%	3091	82.3	86.5	89.0	93.5	98.9	104.7	110.3	113.8	120.5
38. HLTH EX/M 25-40	99.62	8.07	8.10%	1012	82.9	87.0	89.6	94.1	99.4	104.9	110.2	113.7	121.2
39.LAW.ENERGBE.OEEGB	102.15	7.85	7.68%	2990	85.7	90.0	92.5	96.8	101.7	106.9	112.1	115.6	123.4
41.DUTCH CIVIL WOMEN	98.49	10.15	10.31%	5001		84.8	87.1	90.8	96.7	104.8	112.9	117.5	
43.ENGLISH CIV WOMEN	92.68	8.71	9.40%	4995		81.5	83.5	86.8	90.9	96.9	104.6	109.6	
44.SWEDISH CIV WOMEN	85.96	4.55	5.29%	215		(78.5)	(82.9)	(82.9)	(89.0)	(89.0)	(93.4)		
46.JAPANESE-GIV. WOMEN	83.60	6.40	7.66%	1622		(73.1)	(79.3)	(79.3)	(87.9)	(87.9)	(94.1)		
48.NATO SURVEY-60/61	93.09	5.35	5.75%	3325	81.9	84.9	86.6	89.4	92.8	96.4	100.1	102.5	107.4
49. TURKISH MIL.'60	91.09	4.99	5.48%	912	80.5	83.7	85.1	87.6	90.7	94.2	97.8	100.2	104.9
50. GREEK MILIT.'61	92.52	5.09	5.50%	1071	81.2	84.8	86.4	89.1	92.2	95.8	99.3	101.5	105.6
51. ITALIAN MIL.'61	94.92	5.19	5.47%	1342	85.0	87.0	88.5	91.3	94.6	98.0	101.5	104.0	110.3
52.BANTU MINERS	87.65	3.36	3.83%	485		81.5			87.6		94.6		
53.FRENCH ARMY	91.27	5.42	5.94%	734		83.1	84.8	87.7	90.7	94.6	98.3	100.7	

ENGLISH VALUES	MEAN	STD DEV	COEF OF V	-N-	1ST	5TH	10TH	25TH	50TH	75TH	90TH	95TH	99TH
230. CHEST CIRCUMFERENCE-CONTINUED													
4.AAF NURSES 1942	34.20	1.70	4.97%	152	29.4	31.6	32.1	33.0	34.0	35.3	36.6	37.5	43.7
5.WAC SEPARATEE 1946	35.02	3.03	8.65%	7563	29.1	30.8	31.5	32.8	34.6	36.8	39.2	40.7	43.7
6.WAF BASIC TR 1952	33.70	2.02	5.99%	851	31.0	30.5	31.3	32.4	33.6	35.0	36.2	37.0	38.6
7.AIR FORCE W/M 68	35.33	2.24	6.34%	1905	31.3	32.4	33.0	34.1	35.7	37.6	39.5	39.5	42.0
8. WAF-NURSE OFCRS	36.04	2.57	7.13%	548	30.9	32.4	33.0	34.1	35.7	37.6	39.5	40.8	43.1
9. ENLISTED WAFS/W	35.12	2.05	5.84%	1216		31.8	32.7	33.7	34.9	36.3	37.8	38.7	40.8
10. ENLISTED WAFS/B	34.33	1.71	4.98%	131		34.5	35.0	36.1	37.8	39.5	41.3	42.9	
13.AIR TRAFFIC CNTRL	37.77	2.56	6.78%	681		(32.5)	(34.8)	(38.0)					
14.ARMV SEPARATEE 46	36.38	2.36	6.49%	****									
15.A.A.F. CADETS 42	36.10	1.80	4.99%	2959		33.1	33.6	34.6	35.7	37.1	38.4	39.0	
16.A.A.F. GUNNERS 42	35.60	1.90	5.34%	583		32.5	33.1	34.2	35.4	36.7	37.8	38.7	
17.USAF BASIC TR 52	35.58	2.39	6.72%	3330	30.9	32.1	32.8	34.0	35.4	36.9	38.5	39.8	42.7
18.USAF FLY PRSNL 50	38.77	2.38	6.14%	4000	33.9	35.1	35.8	37.1	38.6	40.3	41.9	42.9	44.8
19.USAF SURVEY 1965	36.87	2.81	7.62%	3869	31.4	32.8	33.5	34.9	36.6	38.7	40.7	42.0	44.3
20. OFFICERS---1965	39.01	2.33	5.97%	549	33.8	35.2	36.0	37.4	39.0	40.6	42.1	43.0	44.7
21. ENLISTED MEN 65	37.77	2.82	7.47%	792	32.4	33.6	34.3	35.7	37.5	39.5	41.6	42.9	45.5
23. BASIC TRAINEE 65	36.13	2.57	7.11%	2527	31.1	32.4	33.1	34.3	35.9	37.6	39.5	40.8	43.6
24.NAVY FLYERS 64	38.92	2.28	5.86%	1529	33.8	35.2	36.1	37.4	38.9	40.3	41.7	42.7	44.9
25.USAF FLY PRSNL 67	38.80	2.50	6.44%	2420	33.4	34.9	35.7	37.1	38.7	40.4	42.1	43.1	45.0
26. STUDENT PLT 67	38.68	2.40	6.30%	505	32.8	34.3	35.1	36.3	37.9	39.7	41.4	42.3	43.5
27. RATED PILOTS 67	39.25	2.46	6.27%	1187	33.9	35.3	36.2	37.6	39.2	40.9	42.4	43.4	45.4
28. SOT NAVIGAT 67	38.20	2.49	6.52%	188	34.3	35.0	35.8	36.4	38.1	39.9	41.6	42.6	
29. RTD NAVIGAT 67	38.73	2.45	6.33%	505	33.5	35.0	35.8	37.1	38.6	40.2	41.9	43.0	45.2
30.ARMV SOLDIERS 66	36.92	2.63	7.12%	6682	31.9	33.1	33.8	35.1	36.6	38.5	40.4	41.7	44.4
31.NAVY ENLISTED 66	36.63	2.62	7.15%	4095	31.5	32.8	33.5	34.8	36.4	38.3	40.2	41.4	43.8
32.NAVY DIVERS 72	38.57	2.36	6.12%	100	34.7	35.6	36.3	37.0	38.6	40.2	41.6	42.4	43.4
33.MARINE ENLIST 66	37.11	2.30	6.20%	2008	32.5	33.7	34.3	35.5	36.9	38.5	40.1	41.2	
34.ARMV AVIATORS 59	37.72	2.07	5.49%	500		34.3	34.9	36.2	37.7	39.2	40.5	41.2	
36.ARMV AVIATORS 70	38.76	2.70	6.97%	1482		34.4	35.3	36.9	38.7	40.5	42.2	43.3	
37.HEALTH EXAM/M 62	39.08	3.28	8.39%	3091	32.4	34.1	35.1	36.8	38.9	41.2	43.4	44.8	47.4
38. HLTH EX/M 25-40	39.22	3.18	8.11%	1012	32.6	34.3	35.3	37.0	39.1	41.3	43.4	44.8	47.7
39.LAH-ENGINEER-DEECR	40.22	3.09	7.66%	2990	33.7	35.5	36.4	38.1	40.1	42.1	44.1	45.5	48.6
41.DUTCH CIVIL WOMEN	38.78	4.00	10.31%	5001		33.4	34.3	35.8	38.1	41.3	44.4	46.3	
43.ENGLISH CIV WOMEN	36.49	3.43	9.40%	4995		32.1	32.9	34.2	35.8	38.1	41.2	43.2	
44.SWEDISH CIV WOMEN	33.84	1.79	5.29%	215		(30.9)	(32.6)	(35.0)					
46.JAPANESE CIV-W/M	32.90	2.50	7.60%	1622		(28.8)	(31.2)	(34.6)					
48.NATO SURVEY-60/61	36.65	2.11	5.76%	3325	32.2	33.4	34.1	35.2	36.5	38.0	39.4	40.3	42.3
49. TURKISH MIL 60	35.86	1.97	5.49%	912	31.7	32.9	33.5	34.5	35.7	37.1	38.5	39.4	41.3
50. GREEK MILIT 61	36.42	2.00	5.49%	1071	32.0	33.4	34.0	35.1	36.3	37.7	39.1	40.0	41.6
51. ITALIAN MIL 61	37.37	2.04	5.46%	1342	33.5	34.3	34.9	36.0	37.3	38.6	40.0	40.9	43.4
52.BANTU MINERS	34.51	1.32	3.82%	485		32.1	33.4	34.5	35.7	37.2	38.7	39.6	
53.FRENCH ARMY	35.93	2.13	5.93%	794		32.7	33.4	34.5	35.7	37.2	38.7	39.6	

METRIC VALUES	MEAN	STD DEV	COEF OF V	-N-	1ST	5TH	10TH	25TH	50TH	75TH	90TH	95TH	99TH
230. CHEST CIRCUMFERENCE-CONTINUED													
54.FRENCH PILOTS	95.98	5.76	6.00%	65	85.6	88.0	92.5	96.2	100.2	102.8	104.1		
55.FRENCH STUD PILOT	88.53	4.88	5.51%	101	81.3	82.6	84.8	88.6	91.5	95.0	96.1		
56.FRENCH NAVY -I	91.91	6.28	6.83%	212	83.1	84.7	87.7	91.0	95.7	99.6	104.3		
57.FRENCH NAVY -II	96.36	6.99	7.25%	100	85.9	87.9	91.4	95.8	99.9	105.1	107.6		
58.GERMAN TANKERS	95.20	4.65	4.88%	299	88.3	89.3	91.9	95.0	98.3	101.4	103.6		
59.GERMAN AVIATORS	94.69	6.27	6.62%	1006	81.0	84.7	86.8	90.4	94.5	98.7	102.7	105.3	110.9
60.GERMAN 20 YR OLDS	93.80	6.30	6.72%	7144	84.7	86.4	89.4	93.0	96.9	101.5	104.8		
61.GERMANS/25-40 YRS	99.90	5.70	5.71%	2643	91.2	92.9	95.9	99.5	103.3	107.4	110.5		
62.CANADIAN MILIT*64	98.84	7.80	7.89%	565	87.2	88.9	93.0	98.5	104.0	108.8	112.7		
65.ROYAL ARMOR CORP	96.32	6.56	6.81%	500	87.3	88.6	91.5	95.4	100.0	104.8	107.9		
66.ROYAL AIR FORCE	97.15	5.66	5.83%	1999	88.3	90.1	93.2	96.8	100.8	104.7	107.1	111.3	
67.RAF AIRCREW	97.91	5.77	5.89%	200	89.4	91.1	93.8	97.0	101.6	105.9	108.0		
68.RCAF PILOTS	95.22	6.14	6.45%	314	85.3	87.1	91.1	94.9	99.0	102.8	104.9		
69.RCAF NAVIGATORS	94.45	5.43	5.75%	290	85.8	87.3	90.1	94.7	98.0	101.0	103.3		
70.NEW ZEALAND AIRF.	95.87	5.83	6.08%	238	(86.3)	(86.3)	(91.9)	93.9	(99.8)	(105.5)	102.5		
71.AUSTRALIAN CADETS	93.30	5.00	5.36%	97	85.3			95.8			109.5		
72.AUSTRALIAN RATED	98.20	6.30	6.42%	384	82.1		(89.1)	(89.1)	(95.3)	(99.8)			
73.CZECH LUMBERMEN	92.20	4.60	4.99%	1110	83.0	84.8	87.4	90.6	94.5	99.0	101.0		
75.LATIN AMERICANS	92.30	5.80	6.28%	1985	83.9			93.4			107.9		
78.SOUTH AFRICANS	94.73	7.13	7.53%	1456	(79.4)		(84.5)	(84.5)	(91.7)	(96.8)			
79.JAPANESE CIV. MEN	88.10	5.30	6.02%	1870	81.6	83.0	85.4	88.3	91.5	94.6	96.6		
80.JAPANESE AIRFORCE	88.60	4.51	5.09%	1176	84.0	85.1	87.2	89.8	92.6	95.5	97.4		
81. JAPAN AF PILOTS	90.10	4.15	4.61%	210	82.0	83.2	85.5	88.2	91.3	94.3	96.2		
82. JAPAN AF NAVIG	88.52	4.31	4.87%	538	82.1	83.1	85.1	87.8	90.6	93.0	95.0		
83.JAPANESE PILOTS	88.00	3.94	4.48%	239	78.5	80.0	82.0	85.0	87.5	90.0	92.0		
84.THAII MILITARY	85.00	4.10	4.82%	2950	72.5	74.7	76.1	78.5	81.1	83.9	86.8	88.8	93.4
85.VIETNAM MILITARY	81.01	4.28	5.28%	2127	83.8	84.8	87.3	90.3	93.5	97.6	101.4		
86.R.O.K.A.F. PILOTS	90.96	5.39	5.93%	254	82.0	83.5	85.7	88.4	91.0	93.7	95.3		
87.KOREAN FORCES -65	88.50	4.10	4.63%	3747	82.4	84.0	86.7	89.9	93.4	97.4	100.2		
90.IRANIAN MILITARY	90.37	5.46	6.04%	9414	85.1	87.9	90.9	94.5	98.6	103.1	105.4		
91.AUSTRALIAN ARMY69	95.50	5.59	5.85%	3695									
231. CHEST CIRCUMFERENCE AT SCYE.....													
2.US WOMEN-D/A 1940	88.32	8.13	9.21%	****	(74.9)	(74.9)	(82.8)	(82.8)	(93.8)	(93.8)	(101.7)		
6.WAF BASIC TR 1952	82.16	4.23	5.15%	852	75.7	77.2	79.5	82.2	84.9	87.6	89.5		
7.AIR FORCE WMN *68	84.25	4.96	5.89%	1905	74.3	77.0	78.4	80.8	83.7	87.1	90.7	93.2	98.8
8. WAF-NURSE OFCRS	85.91	5.45	6.34%	548	75.5	77.9	79.3	81.9	85.4	89.4	93.3	95.8	100.5
9. ENLISTED WAFS/W	83.77	4.59	5.48%	1216	74.0	76.8	78.2	80.7	83.4	86.4	89.6	91.9	97.0
10. ENLISTED WAFS/B	81.94	4.28	5.22%	131	75.7	77.0	79.3	81.6	84.0	86.7	89.0		
11.HEALTH EXAM/F *62	88.63	8.12	9.22%	3581	73.5	76.9	78.7	82.2	87.0	93.0	99.3	103.3	110.9
12.---HLIH-EX/E-25-40	86.60	7.93	9.16%	1165	73.2	76.6	78.2	81.1	85.3	90.9	97.3	101.8	110.9
25.USAF FLY PRSNL*67	102.26	6.07	5.94%	2420	88.6	92.5	94.6	98.1	102.1	106.2	110.1	112.4	117.0

ENGLISH VALUES	MEAN	STD DEV	COEF OF V	-N-	1ST	5TH	10TH	25TH	50TH	75TH	90TH	95TH	99TH
230. CHEST CIRCUMFERENCE-CONTINUED													
43. FRENCH PILOTS	37.79	2.27	6.01%	55		34.1	34.6	36.4	37.9	39.4	40.5	41.0	
44. FRENCH STUD PILOT	34.85	1.92	5.51%	101		32.0	32.5	33.4	34.9	36.0	37.4	37.8	
45. FRENCH NAVY -I	36.19	2.47	6.83%	212		32.7	33.3	34.5	35.8	37.7	39.2	41.1	
46. FRENCH NAVY -II	37.94	2.75	7.25%	100		33.8	34.6	36.0	37.7	39.3	41.4	42.4	
47. GERMAN TANKERS	37.50	1.85	4.93%	299		34.7	35.2	36.2	37.4	38.7	39.9	40.8	
48. GERMAN AVIATORS	37.28	2.47	6.63%	1006		33.4	34.2	35.6	37.2	38.9	40.4	41.5	43.7
49. GERMAN 20 YR OLDS	36.93	2.48	6.72%	7144	31.9	33.3	34.0	35.2	36.6	38.1	40.0	41.3	
50. GERMANS/25-40 YRS	39.33	2.24	5.70%	2643		35.9	36.6	37.8	39.2	40.7	42.3	43.5	
51. CANADIAN MILIT*64	38.91	3.07	7.89%	565		34.3	35.0	36.6	38.8	40.9	42.8	44.4	
52. ROYAL ARMOR CORP	37.92	2.58	6.80%	500		34.4	34.9	36.0	37.6	39.4	41.3	42.5	43.8
53. ROYAL AIR FORCE	38.25	2.23	5.83%	1999	33.3	34.8	35.5	36.7	38.1	39.7	41.2	42.2	
54. RAF AIRCREW	38.55	2.27	5.89%	200		35.2	35.9	36.9	38.2	40.0	41.7	42.5	
55. RCAF PILOTS	37.49	2.42	6.46%	314		33.6	34.3	35.9	37.4	39.0	40.5	41.3	
56. RCAF NAVIGATORS	37.19	2.14	5.75%	290		33.8	34.4	35.5	37.3	38.6	39.8	40.7	
57. NEW ZEALAND AIRF.	36.73	1.97	5.36%	97		(34.0)	(36.2)	(39.3)	(41.5)	(40.4)	(40.4)	(40.4)	
58. AUSTRALIAN CADETS	38.66	2.48	6.41%	384		32.3	(33.3)	(35.1)	37.7	(37.5)	(39.0)	(39.3)	
59. AUSTRALIAN RATED	36.30	1.81	4.99%	2400		(33.3)	(33.4	34.4	35.7	37.2	39.0	39.8	
60. CZECH LUMBERMEN	36.40	2.30	6.32%	1985		32.7	33.4	34.4	35.7	37.2	39.0	42.5	
61. LATIN AMERICANS	37.30	2.81	7.53%	1446		33.0	(33.3)	(36.1)	36.8	(38.2)	(40.5)	(40.5)	
62. SOUTH AFRICANS	34.70	2.10	6.05%	1870		(31.2)	(32.7	33.6	34.8	36.0	37.2	38.0	
63. JAPANESE CIV. MEN	34.88	1.78	5.10%	1176		32.1	32.7	33.6	34.8	36.0	37.2	38.0	
64. JAPANESE AIRFORCE	35.47	1.63	4.60%	210		33.1	33.5	34.3	35.4	36.5	37.6	38.3	
65. JAPAN AF PILOTS	34.85	1.70	4.88%	538		32.3	32.8	33.7	34.7	35.9	37.1	37.9	
66. JAPAN AF NAVIG	34.65	1.55	4.47%	239		32.3	32.7	33.5	34.6	35.7	36.6	37.4	
67. JAPANESE PILOTS	33.46	1.61	4.81%	2950		30.9	31.5	32.3	33.5	34.4	35.4	36.2	36.8
68. THAI MILITARY	31.89	1.69	5.30%	2127	28.5	29.4	30.0	30.9	31.9	33.1	34.2	34.9	
69. VIETNAM MILITARY	35.81	2.12	5.92%	254		33.0	33.4	34.4	35.6	36.8	38.4	39.9	
70. R.O.K.A.F. PILOTS	34.84	1.61	4.62%	3747		32.3	32.9	33.7	34.8	35.8	36.9	37.5	
71. KOREAN FORCES -65	35.58	2.15	6.04%	9414		32.4	33.1	34.2	35.4	36.8	38.3	39.5	
72. IRANIAN MILITARY	37.60	2.20	5.85%	3695		33.9	34.6	35.6	37.2	38.8	40.6	41.5	
73. AUSTRALIAN ARMY69													
231. CHEST CIRCUMFERENCE AT SCYE.....													
2. US WOMEN-DYA 1940	34.77	3.20	9.20%	****		(29.5)	(30.4	(32.6)	(36.9)	(36.9)	(40.0)	(40.0)	
3. WAF BASIC TR 1952	32.35	1.66	5.13%	852	28.6	29.8	30.4	31.3	32.4	33.4	34.5	35.2	36.5
4. AIR FORCE WMN '68	33.17	1.95	5.88%	1905	29.3	30.3	30.9	31.8	33.0	34.3	35.7	35.7	38.9
5. WAF-NURSE OFCRS	33.82	2.14	6.33%	548	29.7	30.7	31.2	32.3	33.6	35.2	36.7	37.7	39.6
6. ENLISTED WAFS/W	32.98	1.81	5.49%	1216	29.1	30.2	30.8	31.8	32.8	34.0	35.3	36.2	38.2
7. ENLISTED WAFS/B	32.26	1.69	5.24%	131		29.8	30.3	31.2	32.1	33.1	34.1	35.0	
8. HEALTH EXAM/F '62	34.66	3.20	9.23%	3581	28.9	30.3	31.0	32.4	34.3	36.6	39.1	40.7	43.7
9. ALIA-EXE-25-40	34.09	3.12	9.15%	1155	28.8	30.1	30.8	31.9	33.6	35.8	38.3	40.1	43.7
10. USAF FLY PRSNI'67	40.26	2.39	5.94%	2420	34.9	36.4	37.2	38.6	40.2	41.8	43.3	44.3	46.1

METRIC VALUES	MEAN	STD DEV	COEF OF V	-V-	1ST	5TH	10TH	25TH	50TH	75TH	90TH	95TH	99TH
231. CHEST CIRCUMFERENCE AT SCYE-CONTINUED													
26. STUDENT PLT '67	101.50	6.12	6.03%	505	87.4	91.6	93.8	97.4	101.4	105.6	109.4	111.6	115.9
27. RATED PILOTS '67	103.14	6.03	5.85%	1187	89.5	93.3	95.4	99.0	103.1	107.1	110.9	113.2	117.8
28. SDT NAVIGAT '67	100.49	5.87	5.84%	188		90.8	92.9	96.4	100.4	104.4	108.0	110.3	
29. --BIQ-NAVIGAT '62	101.67	5.80	5.70%	505	88.5	92.5	94.5	97.7	101.4	105.3	109.1	111.6	116.8
43. ENGLISH CIV WOMEN	86.10	6.41	7.44%	4995		77.3	79.0	81.7	85.1	89.6	94.8	98.3	
232. CHEST CIRCUMFERENCE BELOW BUST.....													
5. MAC SEPARATEE 1946	77.42	6.14	7.93%	7553	65.9	68.7	70.3	73.1	76.6	80.9	85.6	88.8	95.7
6. WAF BASIC TR 1952	75.11	4.69	6.24%	850		67.5	69.0	71.5	74.5	77.7	81.0	83.3	
7. AIR FORCE WMN '68	74.33	4.87	6.55%	1905	65.0	67.2	68.6	70.9	73.8	77.1	80.7	83.1	88.5
8. WAF-NURSE OFCS	75.55	5.61	7.43%	548	65.3	67.6	68.9	71.4	74.9	79.1	83.3	85.9	90.3
9. ENLISTED WAFS/W	74.03	4.39	5.93%	1216	65.1	67.4	68.7	71.0	73.7	76.7	79.7	81.7	86.0
10. ENLISTED WAFS/B	72.01	4.32	6.00%	131		65.5	66.8	69.1	71.6	74.3	77.4	79.8	
236. CHEST DEPTH.....													
13. AIR TRAFFIC CNTRL	24.16	1.90	7.86%	681		21.1	21.6	22.5	23.7	25.0	26.4	27.2	
15. A.A.F. CADETS '42	21.00	1.60	7.62%	2959		18.3	18.8	19.8	20.8	21.8	22.9	23.6	
16. A.A.F. GUNNERS '42	20.80	1.60	7.69%	583		18.1	18.7	19.6	20.7	21.7	22.9	23.5	
18. USAF FLY PRSNL '50	23.00	1.87	8.13%	4000	19.2	20.2	20.7	21.7	22.9	24.2	25.5	26.3	27.8
19. USAF SURVEY 1965	22.53	2.31	10.25%	3859	18.0	19.1	19.7	20.9	22.3	24.0	25.6	26.7	28.6
20. OFFICERS---1965	24.17	1.96	8.11%	549	19.6	21.0	21.7	22.9	24.1	25.5	26.7	27.5	28.9
21. ENLISTED MEN '65	23.37	2.35	10.06%	792	18.7	19.9	20.5	21.7	23.2	24.9	26.5	27.6	29.5
23. BASIC TRAINEE '64	21.91	2.10	9.58%	2527	17.9	18.8	19.4	20.5	21.7	23.2	24.7	25.7	27.9
24. NAVY FLYERS '64	23.85	1.79	7.51%	1529	19.9	21.0	21.6	22.6	23.8	25.0	26.2	26.9	28.2
25. USAF FLY PRSNL '67	24.52	1.93	7.87%	2420	20.3	21.3	22.0	23.2	24.5	25.8	27.0	27.7	29.2
26. STUDENT PLT '67	23.83	1.80	7.55%	505	20.0	20.9	21.5	22.5	23.8	25.1	26.2	26.8	28.0
27. RATED PILOTS '67	24.85	1.90	7.65%	1187	20.5	21.6	22.4	23.6	24.9	26.1	27.2	27.9	29.7
28. SDT NAVIGAT '67	24.12	1.84	7.63%	188		21.3	21.8	22.8	24.0	25.4	26.7	27.4	
29. RTD NAVIGAT '67	24.60	1.93	7.85%	505	20.4	21.5	22.2	23.3	24.6	25.8	27.0	27.8	29.4
30. ARMY SOLDIERS '66	23.18	1.99	8.58%	6682	19.2	20.2	20.8	21.8	23.0	24.4	25.8	26.7	28.8
31. NAVY ENLISTED '66	22.79	1.90	8.34%	4095	18.9	20.0	20.5	21.5	22.6	24.0	25.3	26.2	27.8
32. NAVY DIVERS '72	21.65	1.62	7.48%	100		19.0	19.6	20.6	21.7	22.7	23.7	24.3	
33. MARINE ENLIST '66	23.27	1.76	7.56%	2008	19.5	20.6	21.2	22.1	23.1	24.4	25.6	26.4	28.0
34. ARMY AVIATORS '59	22.88	2.00	8.74%	500		20.0	20.3	21.3	22.6	23.8	25.6	26.4	
36. ARMY AVIATORS '70	24.05	2.25	9.36%	1462	19.3	20.4	21.1	22.5	24.0	25.6	27.0	27.8	29.6
48. NATO SURVEY-60/61	23.50	1.61	6.85%	3325	20.2	21.0	21.5	22.3	23.4	24.5	25.6	26.3	27.7
49. TURKISH MIL. '60	23.01	1.49	6.48%	912	20.0	20.7	21.2	21.9	22.9	23.9	24.9	25.6	27.1
50. GREEK MILIT '61	23.49	1.45	6.17%	1071	20.3	21.1	21.6	22.5	23.4	24.5	25.4	26.0	27.1
51. ITALIAN MIL. '61	23.83	1.72	7.22%	1342	20.2	21.1	21.6	22.6	23.7	24.9	26.0	26.8	28.3
52. BANTU MINERS	22.58	1.26	5.58%	485		20.7	21.1	22.6	22.4	22.9	24.0	24.8	
53. FRENCH ARMY	22.99	1.73	7.53%	794		20.4	21.0	21.9	22.9	24.0	25.1	25.9	
54. FRENCH PILOTS	25.14	1.71	6.80%	55		22.7	23.0	23.8	25.1	26.5	27.4	28.0	

ENGLISH VALUES	MEAN	STD DEV	COEF OF V	-V-	1ST	5TH	10TH	25TH	50TH	PERCENTILES	90TH	95TH	99TH
231. CHEST CIRCUMFERENCE AT SCYE-CONTINUED													
26. STUDENT PLT '67	39.96	2.41	6.03%	505	34.4	36.1	36.9	38.3	39.9	41.6	43.1	44.0	45.6
27. RATED PILOTS '67	40.60	2.38	5.86%	1187	35.3	36.7	37.6	39.0	40.6	42.2	43.7	44.6	46.4
28. SOT NAVIGAT '67	39.56	2.31	5.84%	188	35.4	36.7	36.6	38.0	39.5	41.1	42.5	43.4	
29. SOT NAVIGAT '67	40.03	2.28	5.70%	505	34.8	36.4	37.2	38.5	39.9	41.5	43.0	43.9	46.0
43. ENGLISH CIV WOMEN	33.90	2.52	7.43%	4995	30.5	31.1	31.1	32.2	33.5	35.3	37.3	38.7	
232. CHEST CIRCUMFERENCE BELOW BUST.....													
5. MAC SEPARATEE 1946	30.48	2.42	7.94%	7563	26.0	27.1	27.7	28.8	30.2	31.9	33.7	35.0	37.7
6. MAC BASIC TR 1952	29.57	1.85	6.26%	850	25.5	26.6	27.2	28.2	29.3	30.6	31.9	32.8	34.6
7. AIR FORCE WMN '68	29.26	1.92	6.56%	1905	25.6	26.5	27.0	27.9	29.1	30.4	31.8	32.7	34.9
8. WAF-NURSE OFCRS	29.74	2.21	7.43%	548	25.7	26.6	27.1	28.1	29.5	31.1	32.8	33.8	35.6
9. ENLISTED WAFS/W	29.15	1.73	5.93%	1216	25.6	26.5	27.1	27.9	29.0	30.2	31.4	32.2	33.9
10. ENLISTED WAFS/W	28.35	1.70	6.00%	131	25.8	26.3	26.3	27.2	28.2	29.3	30.5	31.4	
236. CHEST DEPTH.....													
13. AIR TRAFFIC CNTRL	9.51	.75	7.89%	681	8.3	8.5	8.5	8.8	9.4	9.8	10.4	10.7	
15. A.A.F. CADETS '42	8.30	.60	7.23%	2959	7.2	7.4	7.4	7.8	8.2	8.6	9.0	9.3	
16. A.A.F. GUNNERS '42	8.20	.60	7.32%	583	7.1	7.4	7.4	7.7	8.2	8.6	9.0	9.2	
18. USAF FLY PRSNL '50	9.06	.74	8.17%	4000	7.6	7.9	8.2	8.5	9.0	9.5	10.0	10.4	11.0
19. USAF SURVEY 1965	8.87	.91	10.26%	3869	7.1	7.5	7.8	8.2	8.8	9.5	10.1	10.5	11.2
20. OFFICERS---1965	9.51	.77	8.10%	549	7.7	8.3	8.6	9.0	9.5	10.0	10.5	10.8	11.4
21. ENLISTED MEN '65	9.20	.92	10.00%	792	7.4	7.8	8.1	8.5	9.1	9.8	10.4	10.9	11.6
23. BASIC TRAINEE '65	8.63	.82	9.50%	2527	7.1	7.4	7.6	8.1	8.6	9.1	9.7	10.1	11.0
24. NAVY FLYERS '64	9.39	.71	7.56%	1529	7.8	8.3	8.5	8.9	9.4	9.9	10.3	10.6	11.1
25. USAF FLY PRSNL '67	9.65	.76	7.88%	2420	8.0	8.4	8.7	9.1	9.7	10.2	10.6	10.9	11.5
26. STUDENT PLT '67	9.38	.71	7.57%	505	7.9	8.2	8.5	8.9	9.4	9.9	10.3	10.6	11.0
27. RATED PILOTS '67	9.78	.75	7.67%	1187	8.1	8.5	8.8	9.3	9.8	10.3	10.7	11.0	11.7
28. SOT NAVIGAT '67	9.49	.72	7.59%	188	8.4	8.6	8.6	9.0	9.4	10.0	10.5	10.8	
29. RTO NAVIGAT '67	9.69	.76	7.84%	505	8.0	8.5	8.7	9.2	9.7	10.2	10.7	11.0	11.6
30. ARMY SOLDIERS '66	9.12	.79	8.66%	6682	7.6	8.0	8.2	8.6	9.1	9.6	10.1	10.5	11.4
31. NAVY ENLISTED '66	8.97	.75	8.36%	4035	7.4	7.9	8.1	8.5	8.9	9.4	10.0	10.3	10.9
32. NAVY DIVERS '72	8.53	.64	7.50%	100	7.7	7.5	7.7	8.1	8.5	9.0	9.3	9.6	
33. MARINE ENLIST '66	9.16	.69	7.53%	2038	7.7	8.1	8.3	8.7	9.1	9.6	10.1	10.4	11.0
34. ARMY AVIATORS '59	9.01	.79	8.77%	500	7.9	7.9	8.0	8.4	8.9	9.4	10.1	10.4	
36. ARMY AVIATORS '70	9.47	.89	9.40%	1482	8.0	8.3	8.3	8.8	9.5	10.1	10.6	11.0	
48. NATO SURVEY-60/61	9.25	.63	6.81%	3325	7.9	8.3	8.5	8.8	9.2	9.7	10.1	10.4	10.9
49. TURKISH MIL '60	9.06	.59	6.51%	912	7.9	8.2	8.3	8.6	9.0	9.4	9.8	10.1	10.7
50. GREEK MILIT '61	9.25	.57	6.16%	1071	8.0	8.3	8.5	8.8	9.2	9.6	10.0	10.2	10.7
51. ITALIAN MIL '61	9.38	.68	7.25%	1342	8.0	8.3	8.5	8.9	9.3	9.8	10.3	10.5	11.1
52. BANTU MINERS	8.89	.50	5.62%	485	8.1	8.1	8.3	8.6	9.0	9.4	9.9	10.2	
53. FRENCH ARMY	9.05	.68	7.51%	794	8.0	8.3	8.3	8.6	9.0	9.4	10.4	10.8	11.0
54. FRENCH PILOTS	9.90	.67	6.77%	65	8.9	9.1	9.1	9.4	9.9	10.4	10.8	11.0	

METRIC VALUES	MEAN	STD DEV	COEF OF V	-N-	1ST	5TH	10TH	25TH	50TH	75TH	90TH	95TH	99TH
236. CHEST DEPTH-CONTINUED													
55. FRENCH STUD PILOT	22.49	1.50	6.67%	101		20.4	20.6	21.5	22.5	23.6	24.5	25.1	
56. FRENCH NAVY - I	23.28	1.93	8.29%	212		20.4	21.0	22.1	23.0	24.3	25.8	26.8	
57. FRENCH NAVY - II	24.80	2.13	8.59%	100		21.5	22.2	23.5	24.5	25.9	28.2	29.1	
59. GERMAN AVIATORS	23.22	1.99	8.57%	1006	18.9	20.1	20.7	21.8	23.1	24.5	25.8	26.7	28.4
60. GERMAN 20 YR OLDS	21.00	1.80	8.57%	7144		18.4	18.9	19.9	21.0	22.1	23.5	24.3	
61. GERMANS/25-40 YRS	22.60	2.00	8.85%	2643		19.5	20.2	21.3	22.5	23.7	25.5	26.1	
65. ROYAL ARMOR CORP	23.85	1.89	7.92%	500		21.2	21.6	22.5	23.5	23.9	26.2	27.2	
75. LATIN AMERICANS	22.80	1.70	7.46%	1985		20.0	20.5	21.4	22.5	23.6	24.7	25.5	
76. AUSTRALIAN PILOT/M	22.33	2.26	10.12%	75		18.6	19.4	20.7	22.3	23.8	25.2	26.1	
80. JAPANESE AIRFORCE	21.08	1.61	7.64%	1176		18.6	19.1	20.0	21.0	22.1	23.2	23.8	
81. JAPAN AF PILOTS	21.39	1.53	7.15%	210		19.1	19.6	20.3	21.3	22.3	23.3	24.0	
82. JAPAN AF NAVIG	21.04	1.68	7.98%	538		18.4	18.9	19.8	21.0	22.2	23.3	24.0	
86. R.O.K.A.F. PILOTS	21.66	1.78	8.22%	264		19.1	19.6	20.6	21.3	22.4	23.5	24.3	
87. KOREAN FORCES -65	21.80	1.20	5.50%	3747		19.8	20.1	20.9	21.8	22.5	23.3	23.9	
90. IRANIAN MILITARY	22.12	1.55	7.01%	9414		19.8	20.3	21.1	22.0	23.0	24.1	24.9	
237. CHEST DEPTH AT SCYE.....													
5. MAC. SEPARATE 1946	18.10	1.59	8.78%	7563	14.8	15.6	16.1	17.0	18.0	19.1	20.2	20.9	22.4
44. SWEDISH CIV WOMEN	17.97	1.42	7.90%	211	(15.6)			(17.0)		(18.9)		(20.3)	
45. AUSTRALIAN PILOT/F	18.57	1.39	7.49%	35	16.3	16.8	17.6	18.6	19.6	20.3	20.9		
238. CHEST DEPTH BELOW BUST.....													
1. STEWARDESSES 1971	16.60	1.22	7.35%	404	14.7	15.1	15.7	16.5	17.4	18.2	18.7		
241. CHEST HEIGHT.....													
13. AIR TRAFFIC CNTRL	128.09	5.16	4.03%	678	119.4	121.5	124.1	127.6	131.4	134.7	136.3		
18. USAF FLY PRSNL '50	128.10	5.22	4.07%	4000	116.4	119.5	121.4	124.5	128.1	131.6	134.8	136.7	140.6
19. USAF SURVEY 1965	127.88	5.56	4.35%	3859	115.3	119.0	120.9	124.1	127.8	131.6	135.1	137.3	141.2
20. OFFICERS---1965	128.71	5.45	4.23%	549	116.8	119.6	121.4	124.8	128.8	132.6	135.9	137.7	140.6
21. ENLISTED MEN '65	127.19	5.73	4.51%	792	113.6	117.9	120.0	123.4	127.1	130.9	134.6	136.9	141.7
23. BASIC TRAINEES	127.93	5.50	4.30%	2527	115.4	119.2	121.1	124.2	127.8	131.5	135.1	137.2	141.3
24. NAVY FLYERS '64	129.76	5.14	3.96%	1529	119.2	121.5	123.1	126.0	129.6	133.4	136.6	138.5	141.6
25. USAF FLY PRSNL '67	129.24	5.24	4.05%	2420	117.1	120.8	122.6	125.6	129.1	132.7	136.1	138.1	141.6
26. STUDENT PLT '67	129.10	4.91	3.80%	505	118.5	121.0	122.6	125.6	129.1	132.5	135.5	137.2	140.6
27. RATED PILOTS '67	129.28	5.21	4.03%	1187	116.8	120.9	122.8	125.8	129.2	132.8	136.1	138.1	141.3
28. SOT NAVIGAT '67	130.12	5.25	4.03%	188	121.8	123.5	126.4	129.9	133.6	137.0	139.1		
29. BID-NAVIGAT '62	129.10	5.54	4.29%	505	116.9	120.2	122.0	125.2	128.9	132.8	136.5	138.7	142.8
48. NATO SURVEY-60/61	123.54	4.99	4.04%	3325	112.6	115.4	117.1	120.1	123.5	126.9	130.0	131.9	135.7
49. TURKISH MIL '60	123.07	4.69	3.81%	912	113.3	115.7	117.1	119.7	122.9	126.3	129.3	131.1	134.1
50. GREEK MILIT '61	123.77	4.83	3.90%	1071	112.9	116.0	117.7	120.5	123.7	126.9	129.9	131.9	136.0
51. ITALIAN MIL '61	123.67	5.28	4.27%	1342	112.1	114.9	116.7	120.0	123.7	127.3	130.4	132.4	136.4
59. GERMAN AVIATORS	129.40	5.13	3.96%	1006	117.3	121.1	122.9	125.9	129.3	132.9	136.2	138.2	141.5

ENGLISH VALUES	MEAN	STD DEV	COEF OF V	-N-	1ST	5TH	10TH	25TH	50TH	75TH	90TH	95TH	99TH
PERCENTILES													
236. CHEST DEPTH-CONTINUED													
55.FRENCH STUD PILOT	8.85	.59	6.67%	101		8.0	8.1	8.5	8.9	9.3	9.6	9.9	
56.FRENCH NAVY -I	9.17	.76	8.29%	212		8.0	8.3	8.7	9.1	9.6	10.2	10.6	
57.FRENCH NAVY -II	9.76	.84	8.61%	100		8.5	8.7	9.3	9.6	10.2	11.1	11.5	
59.GERMAN AVIATORS	9.14	.78	8.53%	1006	7.5	7.9	8.2	8.6	9.1	9.7	10.2	10.5	11.2
60.GERMAN 20 YR OLOS	8.27	.71	8.59%	7144		7.2	7.4	7.8	8.3	8.7	9.3	9.6	
61.GERMANS/25-40 YRS	8.90	.79	8.88%	2643		7.7	8.0	8.4	8.9	9.3	10.0	10.3	
65.ROYAL ARMOR CORP	9.39	.74	7.88%	500		8.3	8.5	8.9	9.3	9.4	10.3	10.7	
75.LATIN AMERICANS	9.00	.70	7.78%	1985		7.9	8.1	8.4	8.9	9.3	9.7	10.0	
76.AUSTRALIAN PILOT/M	8.79	.89	10.13%	75		7.3	7.6	8.1	8.8	9.4	9.9	10.3	
80.JAPANESE AIRFORCE	8.30	.63	7.59%	1176		7.3	7.5	7.9	8.3	8.7	9.1	9.4	
81. JAPAN AF PILOTS	8.42	.60	7.13%	210		7.5	7.7	8.0	8.4	8.8	9.2	9.4	
82. JAPAN AF NAVIG	8.28	.66	7.97%	538		7.2	7.4	7.8	8.3	8.7	9.2	9.4	
86.R.O.K.A.F. PILOTS	8.53	.70	8.21%	264		7.5	7.7	8.1	8.4	8.8	9.3	9.6	
87.KOREAN FORCES -65	8.58	.47	5.48%	3747		7.8	7.9	8.2	8.6	8.9	9.2	9.4	
90.IRANIAN MILITARY	8.71	.61	7.00%	9414		7.6	8.0	8.3	8.7	9.1	9.5	9.8	
237. CHEST DEPTH AT SCYE.....													
54.BAC-SEPARATEE1946	6.94	.63	9.08%	7563	5.6	6.0	6.2	6.5	6.9	7.3	7.8	8.1	8.7
44.SWEDISH CIV WOMEN	7.08	.56	7.91%	211	(6.2)	(6.7)	(7.5)	(8.0)	
45.AUSTRALIAN PILOT/F	7.31	.55	7.52%	35		6.4	6.6	6.9	7.3	7.6	8.0	8.2	
238. CHEST DEPTH BELOW BUST.....													
1.STEWARDSES 1971	6.54	.48	7.34%	404		5.8	5.9	6.2	6.5	6.9	7.2	7.4	
241. CHEST HEIGHT.....													
13.AIR TRAFFIC CNTRL	50.43	2.04	4.05%	678	45.8	47.0	47.8	48.9	50.2	51.7	53.0	53.7	
18.USAF FLY PRSNL'50	50.43	2.05	4.07%	4000		47.1	47.8	49.0	50.4	51.8	53.1	53.8	55.3
19.USAF SURVEY 1965	50.35	2.19	4.35%	3869	45.4	46.8	47.6	48.9	50.3	51.8	53.2	54.0	55.6
20. OFFICERS---1965	50.67	2.15	4.24%	549	46.0	47.1	47.8	49.2	50.7	52.2	53.5	54.2	55.4
21. ENLISTED MEN'65	50.07	2.26	4.51%	792	44.7	46.4	47.3	48.6	50.0	51.5	53.0	53.9	55.8
23. BASIC TRAINEE'65	50.36	2.16	4.29%	2527	45.4	46.9	47.7	48.9	50.3	51.8	53.2	54.0	55.7
24.NAVY FLYERS '64	51.09	2.02	3.95%	1529	46.9	47.8	48.5	49.6	51.0	52.5	53.8	54.5	55.8
25.USAF FLY PRSNL'67	50.88	2.06	4.05%	2420	46.1	47.5	48.3	49.5	50.8	52.3	53.6	54.4	55.7
26. STUDENT PLT '67	50.83	1.93	3.80%	505	46.7	47.6	48.3	49.5	50.8	52.2	53.3	54.0	55.3
27. RATED PILOTS'67	50.90	2.05	4.03%	1187	46.0	47.6	48.3	49.5	50.9	52.3	53.6	54.4	55.6
28. SOT NAVIGAT '67	51.23	2.07	4.04%	188		48.0	48.6	49.8	51.1	52.6	54.0	54.8	
29.---RID NAVIGAT'62	50.83	2.18	4.29%	505	46.0	47.3	48.0	49.3	50.7	52.0	53.7	54.6	56.2
48.NATO SURVEY-60/61	48.64	1.96	4.03%	3325	44.3	45.5	46.1	47.3	48.6	50.0	51.2	51.9	53.4
49. TURKISH MIL.'60	48.45	1.85	3.82%	912	44.6	45.6	46.1	47.1	48.4	49.7	50.9	51.6	52.8
50. GREEK MILIT '61	48.73	1.90	3.90%	1071	44.5	45.7	46.3	47.5	48.7	50.0	51.2	51.9	53.6
51. ITALIAN MIL.'61	48.69	2.08	4.27%	1342	44.1	45.2	46.0	47.3	48.7	50.1	51.4	52.1	53.7
59.GERMAN AVIATORS	50.94	2.02	3.97%	1006	46.2	47.7	48.4	49.6	50.9	52.3	53.6	54.4	55.7

METRIC VALUES	MEAN	STD DEV	COEF OF V	-V-	1ST	5TH	10TH	25TH	50TH	75TH	90TH	95TH	99TH
241. CHEST HEIGHT-CONTINUED													
83. JAPANESE PILOTS	120.19	4.10	3.41%	237	114.1	114.9	117.2	119.9	122.9	125.7	127.3		
86. R.O.K.A.F. PILOTS	122.62	4.12	3.36%	264	115.7	116.7	119.8	122.8	125.3	127.7	129.0		
245. CHIN PROMINENCE TO WALL.....													
25. USAF FLY PRSNL '67	20.47	1.05	5.13%	2420	18.0	18.7	19.1	19.8	20.5	21.2	21.8	22.2	22.9
26. STUDENT PLT '67	20.23	1.07	5.29%	505	17.6	18.4	18.8	19.5	20.3	21.0	21.6	22.0	22.5
27. RATED PILOTS '67	20.58	1.02	4.96%	1187	18.2	18.9	19.3	19.9	20.6	21.3	21.9	22.3	23.0
28. SDT NAVIGAT '67	20.53	1.05	5.11%	188	18.7	18.7	19.1	19.8	20.6	21.3	21.8	22.1	
29. RTO NAVIGAT '67	20.43	1.05	5.14%	505	18.0	18.7	19.1	19.7	20.5	21.1	21.7	22.1	22.9
249. GROUCH HEIGHT.....													
2. US WOMEN-O/A 1940	72.47	4.42	6.10%	****	(65.2)		(72.8	(69.5)		(75.5)	(79.7)		
3. WAS PILOTS 1942	77.30	3.40	4.40%	447	71.8		72.8	74.9	77.2	79.6	81.9	83.0	
4. AAF NURSES 1942	74.90	3.30	4.41%	151	69.6		70.8	72.6	75.0	76.7	79.5	81.4	
5. WAC SEPARATEE 1946	72.97	4.01	5.50%	7553	66.4		67.9	70.3	72.9	75.6	78.1	79.7	82.7
6. WAF BASIC TR 1952	76.99	4.15	5.39%	851	71.1		72.2	74.2	76.8	79.8	82.2	84.0	
7. AIR FORCE WMN '68	74.50	4.03	5.41%	1905	65.8		69.4	71.7	74.4	77.2	79.8	81.4	84.3
8. WAF-NURSE OFORS	74.39	4.17	5.61%	548	65.4		69.1	71.5	74.3	77.2	79.8	81.3	84.4
9. ENLISTED WAFS/W	74.33	3.86	5.19%	1216	65.9		69.5	71.6	74.2	76.9	79.4	81.0	83.8
10. ENLISTED WAFS/W	76.87	4.12	5.36%	131	70.1		71.4	73.9	76.8	79.8	82.4	83.8	
14. ARMY SEPARATEE '46	83.33	4.34	5.21%	****	(76.2)		(80.4		(86.3)		(90.5)		
17. USAF BASIC TR '52	84.32	4.42	5.24%	2024	77.1		78.8	81.4	84.3	87.3	89.9	91.5	
18. USAF FLY PRSNL '50	83.39	4.33	5.19%	4000	73.2		77.9	80.5	83.4	86.3	89.0	90.6	93.5
19. USAF SURVEY 1965	83.02	4.46	5.37%	3859	73.2		77.3	79.9	82.9	86.0	88.8	90.5	94.0
20. OFFICERS---1965	82.81	4.13	4.99%	549	73.6		77.4	80.0	82.8	85.6	88.0	89.6	92.7
21. ENLISTED MEN '65	82.01	4.47	5.45%	792	71.5		74.8	76.4	79.0	81.9	85.0	87.9	92.3
23. BASIC TRAINEE '65	83.38	4.48	5.37%	2527	73.5		77.7	80.3	83.3	86.3	89.1	90.9	94.5
24. NAVY FLYERS '64	84.35	4.12	4.88%	1529	75.4		79.2	81.4	84.2	87.2	89.9	91.4	93.9
25. USAF FLY PRSNL '67	85.07	4.15	4.88%	2420	75.6		78.3	79.8	82.2	85.0	87.8	90.5	94.3
26. STUDENT PLT '67	85.59	3.96	4.63%	505	77.0		79.1	80.4	82.7	85.5	88.4	90.9	92.3

ENGLISH VALUES	MEAN	STD DEV	COEF OF V	-N-	1ST	5TH	10TH	25TH	50TH	75TH	90TH	95TH	99TH
241. CHEST HEIGHT-CONTINUED													
333. JAPANESE PILOTS	47.32	1.61	3.40%	237									
366. R.O.K.A.F. PILOTS	48.28	1.62	3.36%	254									
					44.9	45.5	45.2	46.1	47.2	48.4	49.5	50.1	
					45.5		45.9	47.2	48.3	49.4	50.3	50.8	
245. CHIN PROMINENCE TO WALL.....													
25. USAF FLY PRSNL '67	8.06	.41	5.09%	2420	7.1	7.4	7.5	7.8	8.1	8.3	8.6	8.7	9.0
26. STUDENT PLT '67	7.97	.42	5.27%	505	6.9	7.3	7.4	7.7	8.0	8.3	8.5	8.7	8.9
27. RATED PILOTS '67	8.10	.40	4.94%	1187	7.2	7.4	7.6	7.8	8.1	8.4	8.6	8.8	9.1
28. SOT NAVIGAT '67	8.08	.41	5.07%	188		7.4	7.5	7.8	8.1	8.4	8.6	8.7	
29. RTO NAVIGAT '67	8.04	.41	5.10%	505	7.1	7.4	7.5	7.8	8.1	8.3	8.6	8.7	9.0
249. CROTCH HEIGHT.....													
2. US WOMEN-D/A 1940	28.53	1.74	6.10%	****	(25.7)	(25.7)	(25.7)	(27.4)	(27.4)	(29.7)	(29.7)	(31.4)	(31.4)
3. WAS PILOTS 1942	30.40	1.30	4.28%	447	28.3	28.3	28.6	29.5	30.4	31.3	32.2	32.7	
4. AAF NURSES 1942	29.50	1.30	4.41%	151		27.4	27.9	28.6	29.5	30.2	31.3	32.0	
5. WAC SEPARATEE 1946	28.73	1.58	5.50%	7563	25.0	26.2	26.7	27.7	28.7	29.8	30.8	31.4	32.6
6. WAF BASIC TR 1952	30.31	1.63	5.38%	851	27.3	28.0	28.4	29.2	30.2	31.4	32.4	33.1	34.3
7. AIR FORCE W/M '68	29.33	1.59	5.42%	1905	25.9	26.8	27.3	28.2	29.3	30.4	31.4	32.0	33.2
8. WAF-NURSE OFCRS	29.29	1.64	5.60%	548	25.7	26.7	27.2	28.2	29.3	30.4	31.4	32.0	33.2
9. ENLISTED WAFS/W	29.26	1.52	5.19%	1216	26.0	26.9	27.4	28.2	29.2	30.3	31.3	31.9	33.0
10. ENLISTED WAFS/W	30.26	1.62	5.35%	131	(30.0)	(30.0)	(31.7)	(31.7)	(34.0)	(34.0)	(35.6)	(35.6)	
14. ARMY SEPARATEE '46	32.81	1.71	5.21%	***									
17. USAF BASIC TR '52	33.20	1.74	5.24%	2024	29.2	30.4	31.0	32.1	33.2	34.4	35.4	36.0	37.5
18. USAF FLY PRSNL '50	32.83	1.71	5.21%	4000	28.8	30.0	30.7	31.7	32.8	34.0	35.0	35.7	36.8
19. USAF SURVEY 1965	32.68	1.76	5.39%	3859	28.8	29.8	30.4	31.5	32.7	33.8	34.9	35.6	37.0
20. OFFICERS---1965	32.60	1.63	5.00%	549	29.0	29.9	30.5	31.5	32.6	33.7	34.7	35.3	36.5
21. ENLISTED MEN '65	32.29	1.76	5.45%	792	28.2	29.5	30.1	31.1	32.2	33.5	34.6	35.3	36.3
23. BASIC TRAINEE '65	32.83	1.76	5.36%	2527	28.9	30.0	30.6	31.6	32.8	34.0	35.1	35.8	37.2
24. NAVY FLYERS '64	33.21	1.62	4.88%	1529	29.7	30.7	31.2	32.1	33.2	34.3	35.4	36.0	37.0
25. USAF FLY PRSNL '67	33.49	1.63	4.87%	2420	29.8	30.8	31.4	32.4	33.5	34.6	35.6	36.2	37.4
26. STUDENT PLT '67	33.69	1.56	4.63%	505	30.3	31.1	31.6	32.6	33.7	34.8	35.8	36.3	37.1
27. RATED PILOTS '67	33.43	1.64	4.91%	1187	29.7	30.8	31.3	32.3	33.4	34.5	35.5	36.1	37.4
28. SOT NAVIGAT '67	33.72	1.54	4.57%	188		31.3	31.7	32.6	33.6	34.8	35.8	36.4	
29. RTO NAVIGAT '67	33.40	1.68	5.03%	505	29.4	30.7	31.3	32.2	33.3	34.5	35.6	36.3	37.6
30. ARMY SOLDIERS '66	33.05	1.84	5.57%	6682	28.6	30.0	30.7	31.8	33.0	34.3	35.4	36.1	37.4
31. NAVY ENLISTED '66	32.74	1.81	5.53%	4095	28.6	29.9	30.5	31.5	32.7	33.9	35.1	35.8	37.2
33. MARINE ENLIST '66	33.05	1.82	5.51%	2008	28.9	30.1	30.7	31.8	33.0	34.3	35.4	36.1	37.4
34. ARMY AVIATORS '59	31.69	1.64	5.18%	500		28.9	29.6	30.6	31.6	32.8	33.8	34.6	
36. ARMY AVIATORS '70	32.25	1.75	5.43%	1482		29.4	30.0	31.0	32.2	33.4	34.5	35.2	
46. JAPANESE CIVILIAN	26.90	1.30	4.83%	1622	(24.8)	(24.8)	(26.0)	(26.0)	(27.8)	(27.8)	(29.0)	(29.0)	
48. NATO SURVEY-60/61	31.49	1.62	5.14%	3325	27.9	28.8	29.4	30.4	31.5	32.6	33.6	34.2	35.4
49. TURKISH MIL '60	31.01	1.52	4.90%	912	27.5	28.5	29.1	30.0	31.0	32.1	33.0	33.5	34.3
50. GREEK MILIT '61	31.55	1.53	4.85%	1071	28.1	29.0	29.6	30.5	31.5	32.5	33.5	34.1	35.6

METRIC VALUES	MEAN	STD DEV	COEF OF V	-N-	1ST	5TH	10TH	25TH	50TH	75TH	90TH	95TH	99TH
249. CROTCH HEIGHT-CONTINUED													
51. ITALIAN MIL.*61	80.69	4.24	5.25%	1342	71.0	73.6	75.2	77.8	80.7	83.6	86.1	87.6	90.6
52.BANTU MINERS	81.61	4.29	5.24%	485		75.0			81.6			89.0	
53.FRENCH ARMY	81.28	4.57	5.62%	794		74.3	75.4	78.3	81.3	84.1	87.0	88.9	
54.FRENCH PILOTS	81.82	3.33	4.07%	65		76.9	77.4	79.2	82.3	83.7	86.4	87.8	
55.FRENCH STUD PILOT	82.30	3.72	4.52%	101		75.9	77.9	80.0	82.1	85.1	87.4	88.2	
56.FRENCH NAVY -I	80.59	4.20	5.21%	212		73.6	75.4	78.0	80.3	83.5	86.1	87.7	
57.FRENCH NAVY -II	80.98	3.61	4.46%	100		75.1	76.1	78.5	81.0	83.2	85.5	87.1	
59.GERMAN AVIATORS	83.83	4.24	5.06%	1006	74.1	76.9	78.4	80.9	83.8	86.7	89.3	90.8	93.4
60.GERMAN 20 YR OLDS	82.70	4.40	5.32%	7144		75.5	77.2	79.7	82.7	85.6	88.4	90.1	
61.GERMANS/25-40 YRS	81.70	4.20	5.14%	2643		75.4	76.7	78.5	81.5	84.6	87.4	88.4	
62.CANADIAN MILIT*64	79.57	4.41	5.54%	565		72.5	74.0	76.7	79.3	82.5	85.4	86.8	
65.ROYAL ARMOR CORP	81.60	4.11	5.04%	500		74.8	76.5	79.0	81.4	84.4	86.8	88.1	
66.ROYAL AIR FORCE	85.36	4.29	5.03%	2000	75.9	78.4	79.9	82.5	85.3	88.1	90.8	92.5	96.3
67.RAF AIRCREW	82.93	4.23	5.10%	200		76.1	77.7	80.1	82.8	85.2	88.4	89.2	
68.RCAF PILOTS	85.11	3.96	4.65%	314		78.2	79.5	81.5	84.3	87.1	89.1	90.9	
69.RCAF NAVIGATORS	84.27	4.57	5.42%	230		77.4	78.7	81.0	83.8	87.4	90.6	92.2	
70.NEW ZEALAND AIRF.	83.04	4.40	5.30%	238		(75.8)	(80.1)		(86.0)		(90.3)		
71.AUSTRALIAN CADETS	83.80	3.90	4.65%	97		76.2			83.6			90.9	
72.AUSTRALIAN RATED	84.00	4.10	4.88%	384		73.4			81.8			90.2	
75.LATIN AMERICANS	76.50	4.20	5.49%	1985		69.8	71.3	73.3	76.0	78.9	81.5	83.4	
78.SOUTH AFRICANS	84.85	4.48	5.28%	1448		76.9			84.4			91.9	
79.JAPANESE CIV. MEN	73.60	3.70	5.03%	1870		(67.5)	(71.1)		(76.1)		(79.7)		
80.JAPANESE AIRFORCE	73.86	3.66	4.96%	1176		68.1	69.3	71.4	73.8	76.2	78.6	80.0	
81. JAPAN AF PILOTS	73.91	3.41	4.61%	210		68.8	69.8	71.5	73.7	76.0	78.3	79.8	
82. JAPAN AF NAVIG	73.90	3.71	5.02%	538		68.0	69.3	71.4	73.9	76.3	78.6	79.9	
83.JAPANESE PILOTS	74.53	3.46	4.64%	232		68.9	70.2	72.1	74.5	76.8	79.1	80.5	
84.THAI MILITARY	75.30	3.90	5.18%	2950		69.0	70.5	73.0	75.5	78.0	80.5	82.0	
85.VIETNAM MILITARY	73.80	3.98	5.39%	2128		67.3	68.7	71.1	73.8	76.5	78.9	80.5	83.8
86.R.O.K.A.F. PILOTS	75.28	3.52	4.68%	254	65.0	69.2	70.5	73.0	75.3	77.5	79.9	81.4	
87.KOREAN FORCES -65	75.00	3.83	5.07%	3747		68.6	70.2	72.5	75.1	77.5	79.6	80.9	
90.IRANIAN MILITARY	76.76	4.22	5.50%	9414		69.8	71.3	73.9	76.7	79.6	82.2	83.8	
.252. CROTCH LENGTH.....													
2.US WOMEN-O/A 1940	75.34	6.27	8.32%	***		(65.0)	(71.1)		(79.6)		(85.7)		
5.WAC SEPARATEE1946	70.11	5.74	8.19%	7563	57.7	61.5	63.4	66.3	69.7	73.4	77.5	80.3	86.5
6.WAE-BASIC IR-1952	69.64	4.99	7.17%	848		60.8	63.0	66.8	70.2	73.2	75.9	77.5	
14.ARMY SEPARATEE*46	72.84	5.66	7.77%	***		(63.5)	(69.0)		(76.7)		(82.2)		
17.USAF BASIC TR *52	67.33	5.65	8.39%	1458		58.5	60.8	63.7	67.1	70.4	74.5	77.3	
18.USAF FLY PRSNL*50	71.50	4.84	6.77%	4000	60.8	63.8	65.4	68.2	71.3	74.6	77.7	79.8	84.2
19.USAF SURVEY 1965	67.44	4.60	6.82%	3869	58.0	60.5	61.9	64.2	67.1	70.3	73.6	75.7	79.8
20. OFFICERS---1965	69.68	4.53	6.50%	549	59.9	62.5	64.0	66.6	69.6	72.7	75.6	77.4	81.1
21. ENLISTED MEN*65	68.23	4.90	7.18%	732	57.5	60.7	62.2	64.8	67.9	71.5	74.9	76.9	80.0

ENGLISH VALUES		MEAN	STD DEV	COEF OF V	-N-	1ST	5TH	10TH	25TH	50TH	75TH	90TH	95TH	99TH
PERCENTILES														
249. CROTCH HEIGHT-CONTINUED														
51. ITALIAN MIL.*61	31.77	1.67	5.26%	1342		27.9	29.0	29.6	30.6	31.8	32.9	33.9	34.5	35.7
52. BANTU MINERS	32.21	1.69	5.25%	485		29.5	29.3	29.7	30.8	32.1	33.1	34.3	35.0	
53. FRENCH ARMY	32.00	1.80	5.63%	794		29.3	29.3	29.7	30.5	31.2	32.4	33.0	34.0	34.6
54. FRENCH PILOTS	32.21	1.31	4.07%	65		30.3	29.9	30.7	31.5	32.3	33.5	34.4	34.7	
55. FRENCH STUD PILOT	32.40	1.46	4.51%	101		29.9	29.0	29.7	30.7	31.6	32.9	33.9	34.5	
56. FRENCH NAVY -I	31.73	1.65	5.20%	212		29.0	29.6	30.0	30.9	31.9	32.8	33.7	34.3	
57. FRENCH NAVY -II	31.88	1.42	4.45%	100		29.6	30.3	30.9	31.9	33.0	34.1	35.2	35.7	36.8
59. GERMAN AVIATORS	33.00	1.67	5.06%	1006		29.7	29.7	30.4	31.4	32.6	33.7	34.8	35.5	
60. GERMAN 20 YR OLDS	32.56	1.73	5.31%	7144		29.7	29.7	30.2	30.9	32.1	33.3	34.4	35.4	
61. GERMANS/25-40 YRS	32.17	1.65	5.13%	2643		28.6	29.1	30.2	31.2	32.5	33.6	34.6	35.2	
62. CANADIAN MILIT*64	31.32	1.73	5.52%	565		29.4	29.4	30.1	31.1	32.0	33.2	34.2	34.7	37.9
65. ROYAL ARMOR CORP	32.13	1.62	5.04%	530		29.9	30.9	31.5	32.5	33.6	34.7	35.8	36.4	
66. ROYAL AIR FORCE	33.61	1.69	5.03%	2000		30.0	30.0	30.6	31.5	32.6	33.5	34.8	35.1	
67. RAF AIRCREW	32.65	1.66	5.08%	200		30.0	30.8	31.3	32.1	33.2	34.3	35.1	35.8	
68. RCAF PILOTS	33.51	1.56	4.66%	314		30.5	30.5	31.0	31.9	33.0	33.4	35.7	36.3	
69. RCAF NAVIGATORS	33.18	1.80	5.42%	290		(29.8)	(29.8)	(31.5)	(31.5)	(32.9)	(33.9)	(35.5)	(35.8)	
70. NEW ZEALAND AIRF.	32.69	1.73	5.29%	238		30.0	30.0			32.9	32.9	35.8	35.8	
71. AUSTRALIAN CADETS	32.99	1.54	4.67%	97		28.9	28.9	28.9	28.9	29.9	31.1	32.1	32.8	
72. AUSTRALIAN RATED	33.07	1.61	4.87%	384		27.5	27.5	28.1	28.9	32.2	31.1	32.1	32.8	
75. LATIN AMERICANS	30.10	1.60	5.32%	1985		30.3	30.3			33.2	31.1	32.1	32.8	
78. SOUTH AFRICANS	33.41	1.76	5.27%	1448		(26.7)	(26.7)	(28.1)	(28.1)	(29.9)	(29.9)	(31.3)	(31.3)	
79. JAPANESE CIV. MEN	29.00	1.40	4.83%	1870		26.8	26.8	27.3	28.1	29.1	30.0	30.9	31.5	
80. JAPANESE AIRFORCE	29.08	1.44	4.95%	1176		27.1	27.1	27.5	28.1	29.0	29.9	30.8	31.4	
81. JAPAN AF PILOTS	29.10	1.34	4.60%	210		26.8	26.8	27.3	28.1	29.1	30.0	30.9	31.5	
82. JAPAN AF NAVIG	29.09	1.46	5.02%	538		27.1	27.1	27.6	28.4	29.3	30.2	31.1	31.7	
83. JAPANESE PILOTS	29.34	1.36	4.64%	232		27.2	27.2	27.8	28.7	29.7	30.7	31.7	32.3	
84. THAI MILITARY	29.64	1.53	5.16%	2950		26.5	26.5	27.0	28.0	29.1	30.1	31.1	31.7	33.0
85. VIETNAM MILITARY	29.05	1.57	5.40%	2128		27.3	27.3	27.8	28.7	29.7	30.5	31.5	32.0	
86. R.O.K.A.F. PILOTS	29.64	1.39	4.69%	254		27.0	27.0	27.6	28.5	29.6	30.5	31.3	31.9	
87. KOREAN FORCES -65	29.53	1.50	5.08%	3747		27.5	27.5	28.1	29.1	30.2	31.3	32.4	33.0	
90. IRANIAN MILITARY	30.22	1.66	5.49%	9414										
252. CROTCH LENGTH.....														
2. US WOMEN-D/A 1940	29.66	2.47	8.33%	***		(25.6)	(25.6)	(28.0)	(28.0)	(31.3)	(31.3)	(33.7)	(33.7)	
5. MAC SEPARATEE 1946	27.60	2.26	8.19%	7553		22.7	24.2	25.0	26.1	27.4	28.9	30.5	31.6	34.1
6. WAE-BASIC-IR-1952	27.42	1.97	7.16%	848		22.2	23.9	24.8	26.3	27.6	28.8	29.9	30.5	31.7
14. ARMY SEPARATEE*46	28.68	2.23	7.78%	***		(25.0)	(25.0)	(27.2)	(27.2)	(30.2)	(30.2)	(32.3)	(32.3)	
17. USAF BASIC TR *52	26.51	2.22	8.37%	1458		21.2	23.0	23.9	25.1	26.4	27.7	29.3	30.4	32.8
18. USAF FLY PRSNL*50	28.15	1.91	6.79%	4000		23.9	25.1	25.8	26.9	28.1	29.4	30.6	31.4	33.1
19. USAF SURVEY 1965	26.55	1.81	6.82%	3859		22.8	23.8	24.4	25.3	26.4	27.7	29.0	29.8	31.4
20. OFFICERS---1965	27.43	1.78	6.49%	549		23.6	24.6	25.2	26.2	27.4	28.6	29.8	30.5	31.9
21. ENLISTED MEN*65	26.66	1.93	7.19%	792		22.6	23.9	24.5	25.5	26.7	28.1	29.5	30.3	31.5

METRIC VALUES	MEAN	STD DEV	COEF OF V	-N-	1ST	5TH	10TH	25TH	50TH	75TH	90TH	95TH	99TH
252. CROTCH LENGTH-CONTINUED													
23. BASIC TRAINEE65	66.71	4.30	6.45%	2527	57.9	60.2	61.5	63.8	66.4	69.3	72.3	74.4	78.9
25. USAF FLY PRSNL*67	70.61	4.43	6.27%	2420	61.3	63.6	65.0	67.5	70.4	73.5	76.4	78.2	81.7
26. STUDENT PLT*67	69.64	4.29	6.16%	505	60.3	62.7	64.2	66.7	69.6	72.4	75.2	77.0	81.0
27. RATED PILOTS*67	71.08	4.42	6.22%	1187	61.4	64.0	65.5	68.0	71.0	74.0	76.8	78.6	82.0
28. SGT NAVIGAT*67	70.59	4.27	6.05%	185	63.6	65.0	65.0	67.6	70.5	73.2	75.9	77.9	
29. SGT NAVIGAT*67	70.52	4.51	6.40%	508	61.2	63.4	64.8	67.3	70.3	73.5	76.5	78.3	81.8
46. JAPANESE CIV. MEN	58.00	4.50	6.62%	1622	(60.6)	(60.6)	(60.6)	(65.0)	(71.0)	(75.4)	(75.4)	(75.4)	
48. NATO SURVEY-60/61	66.38	3.85	5.80%	3325	57.8	60.2	61.5	63.7	66.2	68.8	71.4	72.9	75.9
49. TURKISH MIL.*60	65.88	3.93	5.88%	912	58.0	60.7	62.0	64.1	66.7	69.5	72.1	73.7	76.2
50. GREEK MILIT*61	65.84	3.88	5.89%	1071	57.5	59.5	60.8	63.1	65.7	68.3	70.7	72.3	75.8
51. ITALIAN MIL.*61	66.49	3.71	5.58%	1342	58.2	60.6	61.8	63.8	66.2	68.8	71.3	72.8	75.4
59. GERMAN AVIATORS	67.31	4.56	6.77%	1006	58.2	60.4	61.7	64.0	67.0	70.3	73.5	75.4	79.0
66. ROYAL AIR FORCE	64.15	5.33	8.31%	1652	52.0	55.7	57.5	60.5	64.0	67.7	71.1	73.2	76.6
67. RAF AIRCREW	70.84	4.42	6.24%	200	(62.7)	(62.7)	(62.7)	(68.4)	(76.4)	(82.1)	(82.1)	(82.1)	
70. NEW ZEALAND AIRF.	72.38	5.89	8.14%	238	(56.1)	(56.1)	(56.1)	(60.3)	(66.1)	(70.3)	(70.3)	(70.3)	
79. JAPANESE CIV. MEN	63.20	4.30	6.80%	1870	59.6	61.9	64.3	67.1	70.1	73.4	75.1	75.1	
83. JAPANESE PILOTS	67.24	4.58	6.81%	237	58.0	59.5	62.3	65.0	68.6	72.2	74.0	74.0	
86. R.O.K.A.F. PILOTS	65.48	4.90	7.48%	264									
265. DACTYLION HEIGHT.....													
1. STEWARDESSES 1971	63.95	3.18	4.97%	422	58.9	60.0	60.0	61.9	63.9	66.1	68.1	69.4	72.0
5. WAC-SEPARATE1946	63.48	3.49	5.50%	8118	55.4	57.7	59.0	61.1	63.5	65.8	67.9	69.3	72.0
19. USAF SURVEY 1965	65.86	3.63	5.51%	3859	57.4	59.9	61.3	63.4	65.8	68.2	70.5	71.9	74.9
20. OFFICERS---1965	67.07	3.47	5.17%	549	59.5	61.5	62.7	64.7	67.0	69.4	71.6	72.9	75.4
21. ENLISTED MEN*65	65.58	3.65	5.57%	792	57.0	59.5	60.9	63.2	65.6	67.9	70.1	71.6	75.5
23. BASIC TRAINEE65	65.69	3.61	5.50%	2527	57.3	59.8	61.1	63.3	65.6	68.1	70.3	71.8	74.5
25. USAF FLY PRSNL*67	67.18	3.51	5.22%	2420	58.9	61.5	62.8	64.8	67.1	69.5	71.8	73.2	75.6
26. STUDENT PLT*67	67.12	3.32	4.95%	505	59.6	61.9	63.0	64.8	67.0	69.4	71.6	72.8	74.8
27. RATED PILOTS*67	67.24	3.48	5.18%	1187	59.1	61.7	62.9	64.9	67.1	69.5	71.9	73.3	75.7
28. SGT NAVIGAT*67	67.44	3.73	5.53%	188	61.4	62.9	62.9	65.0	67.3	69.8	72.4	74.0	
29. SGT NAVIGAT*67	67.08	3.70	5.52%	505	58.4	61.0	62.3	64.5	67.1	69.6	72.0	73.3	75.5
48. NATO SURVEY-60/61	62.94	3.31	5.26%	3325	55.6	57.5	58.7	60.7	62.9	65.2	67.2	68.4	70.9
49. TURKISH MIL.*60	63.07	3.32	5.26%	912	55.5	57.7	58.9	60.9	63.0	65.2	67.3	68.6	71.7
50. GREEK MILIT*61	62.55	3.38	5.40%	1071	54.6	57.2	58.3	60.3	62.5	64.8	67.0	68.3	70.3
51. ITALIAN MIL.*61	63.17	3.23	5.11%	1342	56.2	57.8	58.9	60.9	63.2	65.4	67.2	68.4	70.9
53. FRENCH ARMY	64.18	3.78	5.89%	793	58.1	59.4	61.7	64.2	66.6	69.0	70.6	70.6	
54. FRENCH PILOTS	67.27	3.59	5.34%	65	62.0	62.5	62.5	65.0	67.1	69.4	72.2	73.9	
55. FRENCH STUD PILOT	64.99	3.16	4.86%	101	59.6	61.1	62.9	64.9	66.8	69.1	70.0	70.0	
56. FRENCH NAVY -I	63.81	3.77	5.91%	212	58.5	59.3	61.2	63.6	66.3	68.6	70.4	70.4	
57. FRENCH NAVY -II	65.44	3.33	5.09%	100	59.7	60.9	63.2	65.3	67.6	70.2	71.0	71.0	
59. GERMAN AVIATORS	67.10	3.62	5.39%	1006	58.8	61.3	62.5	64.7	67.1	69.5	71.8	73.2	76.0
65. ROYAL ARMOR CORP	64.90	3.38	5.21%	500	59.4	60.7	62.5	64.7	67.0	69.7	70.8	70.8	

ENGLISH VALUES		MEAN	STD DEV	COEF OF V	1ST	5TH	10TH	25TH	50TH	75TH	90TH	95TH	99TH
PERCENTILES													
252. GROTCH LENGTH-CONTINUED													
23. BASIC TRAINEE65	26.25	1.69		6.44% 2527	22.8	23.7	24.2	25.1	26.1	27.3	28.5	29.3	31.1
25. USAF FLY PRSNL '67	27.83	1.74		6.26% 2423	24.1	25.1	25.6	26.6	27.7	28.9	30.1	30.8	32.2
26. STUDENT PLT '67	27.42	1.69		6.16% 505	23.7	24.7	25.3	26.3	27.4	28.5	29.6	30.3	31.9
27. RATED PILOTS '67	27.98	1.74		6.22% 1187	24.2	25.2	25.8	26.8	27.9	29.1	30.3	30.9	32.3
28. SOT NAVIGAT '67	27.79	1.68		6.05% 188	25.0	25.0	25.6	26.6	27.7	28.8	29.9	30.7	
29. SOT NAVIGAT '67	27.76	1.77		6.38% 535	24.1	25.0	25.5	26.5	27.7	28.9	30.1	30.8	32.2
30. SOT NAVIGAT '67	27.76	1.80		6.72% 1622	(23.8)	(23.8)	(23.8)	(25.6)	(25.6)	(28.0)	(28.0)	(29.3)	
46. JAPANESE CIV. MEN	26.60	1.80		5.78% 3225	22.8	23.7	24.2	25.1	26.1	27.1	28.1	28.7	29.9
48. NATO SURVEY-60/61	26.14	1.51		5.78% 3225	22.8	23.9	24.4	25.2	26.2	27.4	28.4	29.0	30.0
49. TURKISH MILIT '60	26.33	1.55		5.89% 912	22.6	23.4	23.9	24.8	25.9	26.9	27.8	28.5	29.8
50. GREEK MILIT '61	25.92	1.53		5.90% 1071	22.9	23.8	24.3	25.1	26.1	27.1	28.1	28.7	29.7
51. ITALIAN MILIT '61	26.18	1.46		5.58% 1342	22.9	23.8	24.3	25.2	26.4	27.7	28.9	29.7	31.1
59. GERMAN AVIATORS	26.50	1.80		6.79% 1006	22.9	23.8	24.3	25.2	26.4	27.7	28.9	29.7	31.1
66. ROYAL AIR FORCE	25.26	2.10		8.31% 1652	20.5	21.9	22.7	23.8	25.2	26.6	28.0	28.8	30.1
67. RAF AIRCREW	27.89	1.74		6.24% 200	(24.7)	(24.7)	(24.7)	(26.9)	(26.9)	(30.1)	(30.1)	(32.3)	
70. NEW ZEALAND AIRF.	28.50	2.32		8.14% 238	(22.1)	(22.1)	(22.1)	(23.8)	(23.8)	(26.0)	(26.0)	(27.7)	
79. JAPANESE CIV. MEN	24.90	1.70		6.83% 1870	23.5	23.5	24.4	25.3	26.4	27.6	28.9	29.6	
83. JAPANESE PILOTS	26.47	1.80		6.80% 237	22.8	23.4	23.4	24.5	25.6	27.0	28.4	29.1	
86. R.O.K.A.F. PILOTS	25.80	1.93		7.48% 254									
265. DACTYLION HEIGHT.....													
1. STEWARDSES 1971	25.18	1.25		4.96% 422	21.8	23.2	23.6	24.4	25.2	26.0	26.8	27.3	28.4
5. MAC-SEPARATEES 1946	24.99	1.37		5.48% 8118	22.7	23.2	23.2	24.1	25.0	25.9	26.7	27.3	28.4
19. USAF SURVEY 1965	25.93	1.43		5.51% 3859	22.6	23.6	24.1	25.0	25.9	26.9	27.8	28.3	29.5
20. OFFICERS---1965	26.40	1.37		5.19% 549	23.4	24.2	24.7	25.5	26.4	27.3	28.2	28.7	29.7
21. ENLISTED MEN '65	25.82	1.44		5.58% 792	22.5	23.4	24.0	24.9	25.8	26.7	27.6	28.2	29.7
23. BASIC TRAINEE65	25.86	1.42		5.49% 2527	22.6	23.6	24.1	24.9	25.8	26.8	27.7	28.3	29.3
25. USAF FLY PRSNL '67	26.45	1.38		5.22% 2420	23.2	24.2	24.7	25.5	26.4	27.4	28.3	28.8	29.8
26. STUDENT PLT '67	26.42	1.31		4.96% 505	23.5	24.4	24.8	25.5	26.4	27.3	28.2	28.7	29.5
27. RATED PILOTS '67	26.47	1.37		5.18% 1187	23.3	24.3	24.8	25.5	26.4	27.4	28.3	28.9	29.8
28. SOT NAVIGAT '67	26.55	1.47		5.54% 188	24.2	24.2	24.8	25.6	26.5	27.5	28.5	29.1	
29. SOT NAVIGAT '67	26.41	1.46		5.53% 505	23.0	24.0	24.5	25.4	26.4	27.4	28.3	28.9	29.7
48. NATO SURVEY-60/61	24.78	1.30		5.25% 3325	21.9	22.7	23.1	23.9	24.8	25.7	26.5	26.9	27.9
49. TURKISH MIL. '60	24.83	1.31		5.28% 912	21.9	22.7	23.2	24.0	24.8	25.7	26.5	27.0	28.2
50. GREEK MILIT '61	24.63	1.33		5.40% 1071	21.5	22.5	23.0	23.7	24.6	25.5	26.4	26.9	27.7
51. ITALIAN MIL. '61	24.87	1.27		5.11% 1342	22.1	22.8	23.2	24.0	24.9	25.7	26.5	26.9	27.9
53. FRENCH ARMY	25.27	1.49		5.90% 793	22.9	23.4	23.4	24.3	25.3	26.2	27.2	27.8	
54. FRENCH PILOTS	26.48	1.41		5.32% 65	24.4	24.4	24.6	25.6	26.4	27.3	28.4	29.1	
55. FRENCH STUD PILOT	25.59	1.24		4.85% 101	23.5	24.1	24.1	24.8	25.6	26.3	27.2	27.6	
56. FRENCH NAVY -I	25.12	1.48		5.89% 212	23.0	23.3	23.3	24.1	25.0	26.1	27.0	27.7	
57. FRENCH NAVY -II	25.76	1.31		5.09% 100	23.5	24.0	24.9	25.7	26.6	27.6	28.6	29.0	
59. GERMAN AVIATORS	26.42	1.43		5.41% 1006	23.1	24.1	24.6	25.5	26.4	27.4	28.3	28.8	29.9
65. ROYAL ARMOR CORP	25.55	1.33		5.21% 500	23.4	23.9	23.9	24.6	25.5	26.4	27.4	27.9	

METRIC VALUES	MEAN	STD DEV	COEF OF V	-N-	1ST	5TH	10TH	25TH	50TH	75TH	90TH	95TH	99TH
265. DACTYLION HEIGHT-CONTINUED													
66.ROYAL AIR FORCE	67.06	3.43	5.11%	1999	59.1	61.4	62.7	64.8	67.1	69.4	71.4	72.6	75.0
70.NEW ZEALAND AIRF.	66.73	3.64	5.45%	238	(60.7)	59.4	(64.3)	(69.2)	(72.7)				
78.SOUTH AFRICANS	65.06	3.40	5.23%	1442					63.5			70.2	
80.JAPANESE AIRFORCE	63.33	3.44	5.43%	1176		58.0	59.1	61.0	63.2	65.5	67.7	69.1	
81. JAPAN AF PILOTS	64.33	3.69	5.74%	210		58.4	59.7	61.9	64.3	66.8	69.0	70.4	
82. JAPAN AF NAVIG	63.13	3.29	5.21%	538		58.2	59.1	60.8	62.9	65.2	67.5	68.9	
269. DELTOID ARC.....													
19.USAF SURVEY 1965	15.63	1.22	7.81%	3859	13.0	13.7	14.1	14.8	15.6	16.4	17.2	17.7	18.6
20. OFFICERS----1965	15.38	1.22	7.93%	549	12.9	13.5	13.9	14.5	15.3	16.2	17.0	17.5	18.6
21. ENLISTED MEN*65	15.43	1.25	8.10%	792	12.7	13.5	13.9	14.5	15.4	16.3	17.1	17.6	18.4
23. BASIC TRAINEE65	15.75	1.19	7.56%	2527	13.1	13.9	14.3	15.0	15.7	16.5	17.3	17.8	18.8
25.USAF FLY PRSNL*67	15.91	1.33	8.36%	2420	13.2	13.9	14.3	15.0	15.8	16.7	17.6	18.3	19.7
26. STUDENT PLT *67	15.91	1.25	7.86%	505	13.4	14.0	14.4	15.1	15.8	16.6	17.4	18.1	20.0
27. RATED PILOTS*67	15.94	1.34	8.41%	1187	13.1	13.9	14.3	15.0	15.8	16.8	17.7	18.3	19.5
28. SOT NAVIGAT *67	15.88	1.39	8.75%	188		13.8	14.2	14.9	15.8	16.7	17.7	18.4	
29.---RIQ-NAVIGAT*67	15.89	1.35	8.50%	505	13.1	13.9	14.3	14.9	15.8	16.7	17.7	18.3	19.5
48.NATO SURVEY-60/61	14.88	1.10	7.39%	3325	12.6	13.1	13.5	14.1	14.8	15.6	16.3	16.7	17.6
49. TURKISH MIL.*60	14.97	1.12	7.48%	912	12.4	13.1	13.5	14.2	14.9	15.7	16.4	16.9	17.9
50. GREEK MILIT *61	14.86	1.08	7.27%	1071	12.6	13.1	13.5	14.1	14.8	15.5	16.2	16.6	17.6
51. ITALIAN MIL.*61	14.83	1.10	7.42%	1342	12.6	13.1	13.4	14.0	14.8	15.6	16.3	16.7	17.5
59.GERMAN AVIATORS	16.38	2.07	12.64%	1006	11.3	13.1	13.9	15.0	16.3	17.7	19.1	19.9	21.3
273. DORSAL HAND SKINFOLD.....													
19.USAF SURVEY 1965	.25	.07	28.00%	3869	.1	.2	.2	.2	.2	.3	.4	.4	.5
20. OFFICERS----1965	.25	.06	24.00%	549	.2	.2	.2	.2	.3	.3	.3	.4	.4
21. ENLISTED MEN*65	.25	.07	28.00%	732	.1	.2	.2	.2	.3	.3	.4	.4	.4
23.---BASIC-TRAINEE65	.25	.07	28.00%	2527	.1	.2	.2	.2	.2	.3	.4	.4	.5
59.GERMAN AVIATORS	.23	.05	21.74%	1006	.1	.2	.2	.2	.2	.3	.3	.3	.4
277. EAR BREADTH.....													
7.AIR FORCE WHN *68	2.98	.33	11.07%	1905	2.1	2.4	2.6	2.8	3.0	3.2	3.4	3.5	3.7
8. WAF-NURSE OFCRS	3.02	.32	10.60%	548	2.2	2.5	2.6	2.8	3.0	3.2	3.4	3.5	3.8
9. ENLISTED WAFS/W	2.95	.33	11.19%	1216	2.1	2.4	2.5	2.7	3.0	3.2	3.4	3.5	3.7
10.---ENLISTED MAESZB	3.08	.32	10.39%	131		2.5	2.6	2.9	3.1	3.3	3.5	3.6	
18.USAF FLY PRSNL*50	3.66	.27	7.38%	4000	3.1	3.2	3.3	3.5	3.7	3.8	4.0	4.1	4.3
19.USAF SURVEY 1965	3.52	.33	9.38%	3869	2.7	3.0	3.1	3.3	3.5	3.7	3.9	4.1	4.3
20. OFFICERS----1965	3.72	.30	8.06%	549	3.1	3.3	3.4	3.5	3.7	3.9	4.1	4.2	4.4
21. ENLISTED MEN*65	3.58	.31	8.66%	732	2.9	3.1	3.2	3.4	3.6	3.8	4.0	4.1	4.3
23. BASIC TRAINEE65	3.45	.32	9.25%	2527	2.6	2.9	3.1	3.3	3.5	3.7	3.9	4.0	4.2
24.NAVY FLYERS *64	3.57	.33	9.24%	1529	2.8	3.0	3.2	3.4	3.6	3.8	4.0	4.1	4.3
25.USAF FLY PRSNL*67	3.80	.30	7.89%	2420	3.1	3.3	3.4	3.6	3.8	4.0	4.2	4.3	4.6

ENGLISH VALUES	MEAN	STD DEV	COEF OF V	-V-	1ST	5TH	10TH	25TH	50TH	75TH	90TH	95TH	99TH
265. DACTYLION HEIGHT-CONTINUED													
66.ROYAL AIR FORCE	26.40	1.35	5.11%	1999	23.3	24.2	24.7	25.5	26.4	27.3	28.1	28.6	29.5
70. NEW ZEALAND AIRF.	26.27	1.43	5.44%	238	(23.9)			(25.3)		(27.2)		(28.6)	
78. SOUTH AFRICANS	25.61	1.34	5.23%	1442	23.4				25.0			27.6	
80. JAPANESE AIRFORCE	24.93	1.35	5.42%	1176	22.8	23.3	23.3	24.0	24.9	25.8	26.7	27.2	
81. JAPAN AF PILOTS	25.33	1.45	5.72%	210	23.0	23.5	23.5	24.4	25.3	26.3	27.2	27.7	
82. JAPAN AF NAVIG	24.85	1.30	5.23%	538	22.9	23.3	23.3	23.9	24.8	25.7	26.6	27.1	
269. DELTOID ARC.....													
19.USAF SURVEY 1965	6.15	.48	7.80%	3859	5.1	5.4	5.6	5.8	6.1	6.5	6.8	7.0	7.3
20. OFFICERS---1965	6.06	.48	7.92%	549	5.1	5.3	5.5	5.7	6.0	6.4	6.7	5.9	7.3
21. ENLISTED MEN'65	6.08	.49	8.06%	732	5.0	5.3	5.5	5.7	6.1	6.4	6.8	6.9	7.2
23. BASIC TRAINEE'65	6.20	.47	7.58%	2527	5.2	5.5	5.6	5.9	6.2	6.5	6.8	7.0	7.4
25.USAF FLY PRSNL'67	6.26	.52	8.31%	2420	5.2	5.5	5.6	5.9	6.2	6.6	6.9	7.2	7.7
26. STUDENT PLT '67	6.26	.49	7.83%	535	5.3	5.5	5.7	5.9	6.2	6.5	6.9	7.1	7.9
27. RATED PILOTS'67	6.27	.53	8.45%	1187	5.1	5.5	5.6	5.9	5.2	6.6	7.0	7.2	7.7
28. SDT NAVIGAT '67	6.25	.55	8.80%	188		5.4	5.6	5.9	6.2	6.6	7.0	7.2	7.7
29. NATO NAVIGAT '67	6.26	.53	8.47%	505	5.2	5.5	5.6	5.9	6.2	6.6	7.0	7.2	7.7
48.NATO SURVEY-60/61	5.86	.43	7.34%	3325	4.9	5.2	5.3	5.6	5.8	6.1	6.4	6.6	6.9
49. TURKISH MIL. '60	5.89	.44	7.47%	912	4.9	5.2	5.3	5.6	5.9	6.2	6.5	6.7	7.1
50. GREEK MILIT '61	5.85	.43	7.35%	1071	5.0	5.2	5.3	5.6	5.8	6.1	6.4	5.5	6.9
51. ITALIAN MIL. '61	5.84	.43	7.36%	1342	5.0	5.2	5.3	5.5	5.8	6.1	6.4	5.6	6.9
59.GERMAN AVIATORS	6.45	.81	12.56%	1006	4.5	5.2	5.5	5.9	6.4	7.0	7.5	7.8	8.4
273. DORSAL HAND SKINFOLD.....													
19.USAF SURVEY 1965	.10	.03	30.00%	3869	.1	.1	.1	.1	.1	.1	.1	.2	.2
20. OFFICERS---1965	.10	.02	20.00%	549	.1	.1	.1	.1	.1	.1	.1	.1	.2
21. ENLISTED MEN'65	.10	.03	30.00%	732	.1	.1	.1	.1	.1	.1	.1	.2	.2
23. BASIC TRAINEE'65	.10	.03	30.00%	2527	.1	.1	.1	.1	.1	.1	.1	.2	.2
59.GERMAN AVIATORS	.09	.02	22.22%	1006	.1	.1	.1	.1	.1	.1	.1	.1	.1
277. EAR BREADTH.....													
7.AIR FORCE WMN '68	1.17	.13	11.11%	1905	.8	1.0	1.0	1.1	1.2	1.3	1.3	1.4	1.5
8. WAF-NURSE OFCRS	1.19	.13	10.92%	548	.9	1.0	1.0	1.1	1.2	1.3	1.4	1.4	1.5
9. ENLISTED WAFS/W	1.16	.13	11.21%	1216	.8	.9	1.0	1.1	1.2	1.3	1.3	1.4	1.5
10. ENLISTED WAFS/W	1.21	.13	10.74%	131		1.0	1.0	1.1	1.2	1.3	1.4	1.4	1.5
18.USAF FLY PRSNL'50	1.44	.11	7.64%	4000	1.2	1.3	1.3	1.4	1.4	1.5	1.6	1.6	1.7
19.USAF SURVEY 1965	1.39	.13	9.35%	3869	1.1	1.2	1.2	1.3	1.4	1.5	1.6	1.6	1.7
20. OFFICERS---1965	1.45	.12	8.22%	549	1.2	1.3	1.3	1.4	1.5	1.5	1.6	1.7	1.8
21. ENLISTED MEN'65	1.41	.12	8.51%	732	1.1	1.2	1.3	1.3	1.4	1.5	1.6	1.6	1.7
23. BASIC TRAINEE'65	1.36	.13	9.56%	2527	1.0	1.2	1.2	1.3	1.4	1.5	1.5	1.6	1.7
24. NAVY FLYERS '64	1.41	.13	9.22%	1529	1.1	1.2	1.2	1.3	1.4	1.5	1.6	1.6	1.7
25.USAF FLY PRSNL'67	1.50	.12	8.00%	2420	1.2	1.3	1.4	1.4	1.5	1.6	1.7	1.7	1.8

METRIC VALUES	MEAN	STD DEV	COEF OF V	-N-	1ST	5TH	10TH	25TH	50TH	75TH	90TH	95TH	99TH
277. EAR BREADTH-CONTINUED													
26. STUDENT PLT '67	3.76	.29	7.71%	505	3.1	3.3	3.4	3.6	3.8	4.0	4.1	4.2	4.5
27. RATED PILOTS '67	3.84	.30	7.81%	1187	3.2	3.4	3.5	3.6	3.7	4.0	4.2	4.4	4.6
28. SDT NAVIGAT '67	3.69	.30	8.13%	188		3.2	3.3	3.5	3.7	3.9	4.1	4.2	
29. RTD NAVIGAT '67	3.79	.29	7.65%	505	3.1	3.3	3.4	3.6	3.8	4.0	4.2	4.3	4.5
32. NAVY-DIVERS '72--	3.83	.36	9.40%	100		3.2	3.4	3.6	3.8	4.1	4.3	4.4	
48. NATO SURVEY-60/61	3.51	.32	9.12%	3325	2.6	3.0	3.1	3.3	3.5	3.7	3.9	4.0	4.2
49. TURKISH MIL '60	3.47	.31	8.93%	912	2.8	3.0	3.1	3.3	3.5	3.7	3.9	4.1	4.2
50. GREEK MILIT '61	3.41	.31	9.09%	1071	2.3	2.9	3.0	3.2	3.4	3.6	3.8	3.9	4.1
51. ITALIAN MIL '61	3.61	.31	8.59%	1342	2.8	3.1	3.3	3.4	3.6	3.8	4.0	4.1	4.2
53. FRENCH ARMY	3.58	.28	7.82%	794		3.1	3.3	3.4	3.6	3.8	4.0	4.1	
54. FRENCH PILOTS	3.85	.28	7.27%	65		3.4	3.5	3.6	3.8	4.1	4.2	4.3	
55. FRENCH STUD PILOT	3.54	.24	6.78%	101		3.1	3.3	3.4	3.6	3.7	3.8	3.9	
56. FRENCH NAVY -I	3.69	.27	7.32%	212		3.3	3.4	3.5	3.7	3.9	4.0	4.1	
57. FRENCH NAVY -II	3.75	.24	6.40%	100		3.4	3.4	3.6	3.7	3.9	4.1	4.2	
59. GERMAN AVIATORS	3.21	.42	13.08%	1006	2.2	2.5	2.7	2.9	3.2	3.5	3.8	3.9	4.2
61. GERMANS/25-40 YRS	3.60	.30	8.33%	2643		3.1	3.2	3.3	3.6	3.8	3.9	4.0	
77. FRENCH YOUNG MEN	3.53	.25	7.08%	2000		3.1	3.2	3.3	3.6	3.8	3.9	4.0	
80. JAPANESE AIRFORCE	3.13	.33	10.54%	1176		2.6	2.7	2.9	3.2	3.4	3.5	3.6	
81. JAPAN AF PILOTS	3.22	.30	9.32%	210		2.7	2.8	3.0	3.2	3.4	3.6	3.7	
82. JAPAN AF NAVIG	3.16	.31	9.81%	538		2.6	2.8	3.0	3.2	3.4	3.6	3.7	
86. R.O.K.A.F. PILOTS	3.51	.23	6.55%	254		3.1	3.2	3.4	3.5	3.7	3.8	3.9	
280. EAR LENGTH.....													
7. AIR FORCE WMN '68	5.24	.44	8.40%	1935	4.2	4.5	4.7	5.0	5.2	5.5	5.8	6.0	6.3
8. WAF-NURSE OFCRS	5.34	.45	8.43%	548	4.2	4.6	4.8	5.1	5.4	5.6	5.9	6.1	6.4
9. ENLISTED WAFS/W	5.19	.43	8.29%	1216	4.1	4.5	4.6	4.9	5.2	5.5	5.7	5.9	6.2
10. ---ENLISTED-WAES/B	5.25	.45	8.57%	131		4.4	4.6	5.0	5.3	5.6	5.7	5.9	
18. USAF FLY PRSNL '50	6.27	.41	6.54%	4000	5.3	5.6	5.8	6.0	6.3	6.5	6.8	6.9	7.3
19. USAF SURVEY 1965	6.34	.46	7.26%	3859	5.3	5.6	5.8	6.0	6.3	6.6	6.9	7.1	7.5
20. OFFICERS---1965	6.67	.42	6.30%	549	5.7	6.0	6.1	6.4	6.7	7.0	7.2	7.4	7.7
21. ENLISTED MEN '65	6.46	.46	7.12%	792	5.4	5.8	5.9	6.2	6.4	6.8	7.1	7.3	7.6
23. BASIC TRAINEE '65	6.23	.42	6.74%	2527	5.3	5.5	5.7	5.9	6.2	6.5	6.8	6.9	7.2
24. NAVY FLYERS '64	6.53	.40	6.13%	1529	5.6	5.9	6.0	6.3	6.5	6.8	7.1	7.2	7.5
25. USAF FLY PRSNL '67	6.60	.43	6.52%	2420	5.6	5.9	6.1	6.3	6.6	6.9	7.1	7.3	7.7
26. STUDENT PLT '67	6.43	.38	5.91%	505	5.5	5.8	5.9	6.2	6.4	6.7	6.9	7.0	7.3
27. RATED PILOTS '67	6.68	.42	6.29%	1187	5.9	6.0	6.2	6.4	6.7	7.0	7.2	7.4	7.7
28. SDT NAVIGAT '67	6.47	.42	6.49%	188		5.8	6.0	6.2	6.5	6.7	7.0	7.1	
29. RTD NAVIGAT '67	6.61	.43	6.51%	505	5.7	5.9	6.1	6.3	6.6	6.9	7.2	7.4	7.8
32. NAVY-DIVERS '72--	6.39	.51	7.98%	100		5.6	5.7	6.1	6.4	6.7	7.0	7.2	
48. NATO SURVEY-60/61	6.43	.38	5.91%	3325	5.6	5.8	6.0	6.2	6.4	6.7	6.9	7.1	7.3
49. TURKISH MIL '60	6.36	.39	6.13%	912	5.4	5.7	5.9	6.1	6.4	6.6	6.9	7.0	7.3
50. GREEK MILIT '61	6.41	.37	5.77%	1071	5.6	5.8	6.0	6.2	6.4	6.6	6.9	7.1	7.3

ENGLISH VALUES	MEAN	STD DEV	COEF OF V	-N-	1ST	5TH	10TH	25TH	50TH	75TH	90TH	95TH	99TH
277. EAR BREADTH-CONTINUED													
26. STUDENT PLT '67	1.48	.11	7.43%	505	1.2	1.3	1.3	1.4	1.4	1.6	1.7	1.7	1.8
27. RATED PILOTS'67	1.51	.12	7.95%	1187	1.3	1.3	1.4	1.4	1.5	1.6	1.7	1.7	1.8
28. SOT NAVIGAT '67	1.45	.12	8.28%	188	1.3	1.3	1.4	1.4	1.5	1.6	1.6	1.7	1.8
29. RTD NAVIGAT '67	1.49	.12	8.05%	505	1.2	1.3	1.4	1.4	1.5	1.6	1.7	1.7	1.8
32.NAVY-DIVERS--72--	1.51	.14	9.27%	100	1.3	1.3	1.4	1.4	1.5	1.6	1.7	1.7	1.8
48.NATO SURVEY-60/61	1.38	.13	9.42%	3325	1.0	1.2	1.2	1.3	1.4	1.5	1.6	1.6	1.7
49. TURKISH MIL. '60	1.37	.12	8.76%	912	1.1	1.2	1.2	1.3	1.4	1.5	1.5	1.5	1.6
50. GREEK MILIT '61	1.34	.12	8.96%	1071	.9	1.1	1.2	1.3	1.3	1.4	1.5	1.5	1.6
51. ITALIAN MIL. '61	1.42	.12	8.45%	1342	1.1	1.2	1.3	1.4	1.4	1.5	1.6	1.6	1.7
53.FRENCH ARMY	1.41	.11	7.80%	794	1.2	1.2	1.3	1.3	1.4	1.5	1.6	1.6	
54.FRENCH PILOTS	1.52	.11	7.24%	65	1.3	1.3	1.4	1.4	1.5	1.6	1.7	1.7	
55.FRENCH STUD PILOT	1.39	.09	6.47%	101	1.2	1.2	1.3	1.3	1.4	1.5	1.5	1.5	
56.FRENCH NAVY -I	1.45	.11	7.59%	212	1.3	1.3	1.3	1.4	1.5	1.5	1.6	1.6	
57.FRENCH NAVY -II	1.48	.09	6.08%	100	1.3	1.3	1.3	1.4	1.5	1.5	1.6	1.7	1.6
59.GERMAN AVIATORS	1.26	.17	13.49%	1006	.9	1.0	1.1	1.2	1.3	1.4	1.5	1.6	1.6
61.GERMANS/25-40 YRS	1.42	.12	8.45%	2643	(1.2	1.3	(1.3	(1.5	(
77.FRENCH YOUNG MEN	1.39	.10	7.19%	2000	(1.2	1.3	(1.3	(1.5	(
80.JAPANESE AIRFORCE	1.23	.13	10.57%	1176	1.0	1.1	1.1	1.1	1.3	1.3	1.4	1.4	
81. JAPAN AF PILOTS	1.27	.12	9.45%	210	1.1	1.1	1.1	1.2	1.3	1.3	1.4	1.5	
82. JAPAN AF NAVIG	1.24	.12	9.68%	538	1.0	1.1	1.1	1.2	1.3	1.3	1.4	1.5	
86.R.O.K.A.F. PILOTS	1.38	.09	6.52%	264	1.2	1.2	1.3	1.3	1.4	1.4	1.5	1.5	
280. EAR LENGTH.....													
7.AIR FORCE WMN '68	2.06	.17	8.25%	1935	1.6	1.8	1.8	2.0	2.1	2.2	2.3	2.3	2.5
8. WAF-NURSE OFCRS	2.10	.18	8.57%	548	1.7	1.8	1.9	2.0	2.1	2.2	2.3	2.4	2.5
9. ENLISTED WAFS/W	2.04	.17	8.33%	1216	1.6	1.8	1.8	1.9	2.0	2.2	2.3	2.3	2.5
10. ENLISTED-WAES/8	2.07	.18	8.70%	131	2.1	2.2	2.3	2.4	2.5	2.6	2.7	2.7	2.9
18.USAF FLY PRSNL '50	2.47	.16	6.48%	4000	2.1	2.2	2.3	2.4	2.5	2.6	2.7	2.8	2.9
19. USAF SURVEY 1965	2.50	.18	7.20%	3859	2.1	2.2	2.4	2.5	2.6	2.7	2.8	2.9	3.0
20. OFFICERS---1965	2.63	.17	6.46%	549	2.2	2.4	2.4	2.5	2.6	2.7	2.8	2.9	3.0
21. ENLISTED MEN'65	2.55	.18	7.06%	792	2.1	2.3	2.3	2.4	2.5	2.7	2.8	2.9	3.0
23. BASIC TRAINEE65	2.45	.17	6.94%	2527	2.1	2.2	2.2	2.3	2.5	2.6	2.7	2.7	2.9
24.NAVY FLYERS '64	2.57	.16	6.23%	1529	2.2	2.3	2.4	2.5	2.6	2.7	2.8	2.8	3.0
25.USAF FLY PRSNL '67	2.60	.17	6.54%	2420	2.2	2.3	2.4	2.5	2.6	2.7	2.8	2.9	3.0
26. STUDENT PLT '67	2.53	.15	5.93%	505	2.2	2.3	2.4	2.5	2.6	2.7	2.8	2.9	3.0
27. RATED PILOTS'67	2.63	.16	6.08%	1187	2.3	2.4	2.4	2.5	2.6	2.7	2.8	2.9	3.0
28. SOT NAVIGAT '67	2.55	.16	6.27%	188	2.2	2.3	2.4	2.5	2.6	2.7	2.8	2.8	3.1
29. RTD NAVIGAT '67	2.60	.17	6.54%	505	2.2	2.3	2.4	2.5	2.6	2.7	2.8	2.9	3.1
32.NAVY-DIVERS--72--	2.52	.20	7.94%	100	2.2	2.2	2.3	2.4	2.5	2.7	2.8	2.8	2.9
48.NATO SURVEY-60/61	2.53	.15	5.93%	3325	2.2	2.3	2.4	2.4	2.5	2.6	2.7	2.8	2.9
49. TURKISH MIL. '60	2.50	.15	6.00%	912	2.1	2.3	2.3	2.4	2.5	2.6	2.7	2.8	2.9
50. GREEK MILIT '61	2.52	.14	5.56%	1071	2.2	2.3	2.4	2.4	2.5	2.6	2.7	2.8	2.9

METRIC VALUES	MEAN	STD DEV	COEF OF V	-N-	1ST	5TH	10TH	25TH	50TH	75TH	90TH	95TH	99TH
280. EAR LENGTH-CONTINUED													
51. ITALIAN MIL.'61	6.49	.38	5.86%	1342	5.7	5.9	6.0	6.2	6.5	6.8	7.0	7.1	7.3
53. FRENCH ARMY	6.24	.40	6.41%	794		5.6	5.8	6.0	6.2	6.5	6.8	6.9	
54. FRENCH PILOTS	6.40	.41	6.41%	65		5.8	5.9	6.1	6.4	6.7	7.0	7.0	
55. FRENCH STUD PILOT	6.08	.34	5.59%	101		5.6	5.6	5.8	6.1	6.3	6.5	6.7	
56. FRENCH NAVY -I	6.24	.37	5.93%	212		5.7	5.7	5.8	6.0	6.2	6.5	6.7	
57. FRENCH NAVY -II	6.28	.46	7.32%	100		5.6	5.8	5.9	6.3	6.5	6.8	7.0	
59. GERMAN AVIATORS	6.51	.44	6.76%	1006		5.8	6.0	6.2	6.5	6.8	7.1	7.3	7.5
61. GERMANS/25-40 YRS	6.50	.40	6.15%	2643		5.9	6.1	6.2	6.5	6.7	7.1	7.3	
77. FRENCH YOUNG MEN	6.33	.38	6.00%	2000		5.7	5.8	6.0	6.3	6.6	6.8	7.0	
80. JAPANESE AIRFORCE	6.30	.40	6.35%	1176		5.7	5.8	6.0	6.2	6.5	6.7	7.0	
81. JAPAN AF PILOTS	6.46	.40	6.19%	210		5.8	6.0	6.2	6.5	6.7	7.0	7.1	
82. JAPAN AF NAVIG	6.26	.40	6.39%	538		5.6	5.8	6.0	6.3	6.5	6.8	6.9	
86. R.O.K.A.F. PILOTS	6.46	.39	6.04%	264		5.8	6.0	6.2	6.4	6.7	7.0	7.1	
282. EAR LENGTH ABOVE TRAGION.....													
18. USAF FLY PRSNL '50	2.97	.28	9.43%	4000	2.3	2.5	2.6	2.8	3.0	3.2	3.3	3.4	3.6
19. USAF SURVEY 1965	2.87	.30	10.45%	3859	2.2	2.4	2.5	2.7	2.9	3.1	3.3	3.4	3.5
20. OFFICERS---1965	3.03	.27	8.91%	549	2.3	2.6	2.7	2.9	3.0	3.2	3.4	3.5	3.6
21. ENLISTED MEN '65	2.92	.29	9.93%	732	2.2	2.4	2.5	2.7	2.9	3.1	3.3	3.4	3.5
23. BASIC TRAINEE '65	2.82	.30	10.64%	2527	2.2	2.3	2.5	2.6	2.8	3.0	3.2	3.3	3.5
25. USAF FLY PRSNL '67	2.94	.29	9.86%	2420	2.3	2.5	2.6	2.7	2.9	3.1	3.3	3.5	3.7
26. STUDENT PLT '67	2.94	.27	9.18%	505	2.3	2.5	2.6	2.8	2.9	3.1	3.3	3.4	3.6
27. RATED PILOTS '67	2.95	.30	10.17%	1187	2.3	2.5	2.6	2.8	2.9	3.1	3.3	3.5	3.7
28. SDT NAVIGAT '67	2.89	.28	9.69%	188		2.5	2.6	2.7	2.9	3.0	3.3	3.4	
29. ---RQ NAVIGAT '67	2.93	.31	10.58%	505	2.3	2.4	2.5	2.7	2.9	3.1	3.4	3.5	3.8
48. NATO SURVEY-60/61	2.96	.24	8.11%	3007	2.4	2.6	2.6	2.8	3.0	3.1	3.3	3.4	3.6
49. TURKISH MIL. '60	2.85	.24	8.42%	534	2.3	2.4	2.5	2.7	2.9	3.0	3.2	3.4	3.5
50. GREEK MILIT '61	2.91	.22	7.56%	1071	2.4	2.5	2.6	2.8	2.9	3.1	3.2	3.3	3.5
51. ITALIAN MIL. '61	3.05	.23	7.54%	1342	2.5	2.7	2.8	2.9	3.1	3.2	3.3	3.4	3.6
59. GERMAN AVIATORS	3.20	.35	10.94%	1006	2.3	2.6	2.8	3.0	3.2	3.4	3.6	3.8	4.2
86. R.O.K.A.F. PILOTS	3.01	.25	8.31%	264		2.6	2.7	2.8	3.0	3.2	3.4	3.4	
285. EAR PROTRUSION.....													
18. USAF FLY PRSNL '50	2.15	.36	16.74%	4000	1.4	1.6	1.7	1.9	2.1	2.4	2.6	2.8	3.1
19. USAF SURVEY 1965	2.11	.37	17.54%	3859	1.3	1.5	1.7	1.9	2.1	2.4	2.6	2.7	3.0
20. OFFICERS---1965	2.22	.34	15.32%	549	1.5	1.7	1.8	2.0	2.2	2.4	2.7	2.8	3.1
21. ENLISTED MEN '65	2.20	.34	15.45%	792	1.5	1.7	1.8	2.0	2.2	2.4	2.7	2.8	3.0
23. BASIC TRAINEE '65	2.06	.37	17.96%	2527	1.3	1.5	1.6	1.8	2.0	2.3	2.6	2.7	3.0
24. NAVY FLYERS '64	2.19	.35	15.98%	1529	1.4	1.7	1.8	2.0	2.2	2.4	2.6	2.8	3.1
25. USAF FLY PRSNL '67	2.16	.34	15.74%	2420	1.4	1.7	1.8	1.9	2.1	2.4	2.6	2.8	3.0
26. STUDENT PLT '67	2.17	.33	15.21%	505	1.5	1.7	1.8	1.9	2.1	2.4	2.6	2.7	3.0
27. RATED PILOTS '67	2.18	.34	15.60%	1187	1.4	1.7	1.8	2.0	2.2	2.4	2.6	2.8	3.0

ENGLISH VALUES		MEAN	STD DEV	COEF OF V	-N-	1ST	5TH	10TH	25TH	50TH	75TH	90TH	95TH	99TH
PERCENTILES														
280. EAR LENGTH-CONTINUED														
51. ITALIAN MIL.'61	2.56	.15	5.86%	1342	2.2	2.3	2.4	2.5	2.6	2.7	2.8	2.9	2.8	2.9
53. FRENCH ARMY	2.46	.16	6.50%	734	2.2	2.3	2.3	2.4	2.4	2.6	2.7	2.7	2.7	
54. FRENCH PILOTS	2.52	.16	6.35%	65	2.3	2.3	2.3	2.4	2.5	2.6	2.8	2.8	2.8	
55. FRENCH STUD PILOT	2.39	.13	5.44%	101	2.2	2.2	2.2	2.3	2.4	2.5	2.6	2.6	2.6	
56. FRENCH NAVY -I	2.45	.15	6.10%	212	2.2	2.2	2.2	2.4	2.4	2.6	2.6	2.7	2.7	
57. FRENCH NAVY -II	2.47	.18	7.29%	100	2.2	2.2	2.3	2.3	2.5	2.6	2.7	2.8	2.8	
59. GERMAN AVIATORS	2.56	.17	6.64%	1006	2.2	2.3	2.4	2.5	2.6	2.7	2.8	2.9	2.9	3.0
61. GERMANS/25-40 YRS	2.56	.16	6.25%	2643	(2.2)	2.4	2.4	2.6	2.6	2.8	2.9	(
77. FRENCH YOUNG MEN	2.49	.15	6.02%	2004	(2.2)	2.3	2.4	2.5	2.6	2.7	2.8	2.7)	
80. JAPANESE AIRFORCE	2.48	.16	6.45%	1176	2.2	2.2	2.3	2.4	2.4	2.6	2.6	2.8	2.8	
81. JAPAN AF PILOTS	2.54	.16	6.30%	210	2.3	2.3	2.4	2.4	2.6	2.6	2.7	2.7	2.7	
82. JAPAN AF NAVIG	2.45	.16	6.50%	538	2.2	2.2	2.3	2.4	2.5	2.6	2.7	2.7	2.7	
86. R.O.K.A.F. PILOTS	2.54	.16	6.30%	254	2.3	2.3	2.4	2.4	2.5	2.7	2.7	2.8	2.8	
282. EAR LENGTH ABOVE TRIGON.....														
18. USAF FLY PRSNL '50	1.17	.11	9.40%	4000	.9	1.0	1.0	1.1	1.1	1.2	1.3	1.4	1.4	1.4
19. USAF SURVEY 1965	1.13	.12	10.62%	3859	.9	.9	1.0	1.1	1.1	1.2	1.3	1.3	1.3	1.4
20. OFFICERS---1965	1.19	.11	9.24%	549	.9	1.0	1.0	1.1	1.1	1.2	1.3	1.3	1.3	1.4
21. ENLISTED MEN '65	1.15	.12	10.43%	732	.9	.9	1.0	1.0	1.0	1.1	1.2	1.3	1.3	1.4
23. BASIC TRAINEES	1.11	.12	10.81%	2527	.9	.9	1.0	1.0	1.1	1.2	1.2	1.3	1.3	1.4
25. USAF FLY PRSNL '67	1.16	.12	10.34%	2420	.9	1.0	1.0	1.1	1.1	1.2	1.3	1.4	1.4	1.5
26. STUDENT PLT '67	1.16	.11	9.48%	505	.9	1.0	1.0	1.1	1.1	1.2	1.3	1.3	1.3	1.4
27. RATED PILOTS '67	1.16	.12	10.34%	1187	.9	1.0	1.0	1.1	1.1	1.2	1.3	1.3	1.3	1.5
28. SOT NAVIGAT '67	1.14	.11	9.65%	188	.9	1.0	1.0	1.1	1.1	1.2	1.3	1.3	1.3	1.5
29. BID NAVIGAT '67	1.15	.12	10.43%	505	.9	1.0	1.0	1.1	1.1	1.2	1.3	1.3	1.3	1.4
48. NATO SURVEY-60/61	1.17	.10	8.55%	3007	.9	1.0	1.0	1.1	1.1	1.2	1.3	1.3	1.3	1.4
49. TURKISH MIL. '60	1.12	.10	8.93%	534	.9	1.0	1.0	1.1	1.1	1.2	1.2	1.3	1.3	1.4
50. GREEK MILIT '61	1.15	.09	7.83%	1071	.9	1.0	1.0	1.1	1.1	1.2	1.3	1.3	1.3	1.4
51. ITALIAN MIL. '61	1.20	.09	7.50%	1342	1.0	1.1	1.1	1.1	1.2	1.3	1.3	1.4	1.4	1.6
59. GERMAN AVIATORS	1.26	.14	11.11%	1006	.9	1.0	1.1	1.2	1.3	1.3	1.4	1.5	1.5	
86. R.O.K.A.F. PILOTS	1.19	.10	8.46%	254	1.1	1.1	1.1	1.1	1.2	1.3	1.3	1.4	1.4	
285. EAR PROTRUSION.....														
18. USAF FLY PRSNL '50	.84	.14	16.67%	4000	.6	.6	.7	.7	.8	.9	1.0	1.1	1.1	1.2
19. USAF SURVEY 1965	.83	.14	16.87%	3869	.5	.6	.7	.7	.8	.9	1.0	1.1	1.1	1.2
20. OFFICERS---1965	.87	.13	14.94%	549	.6	.7	.7	.8	.9	1.0	1.0	1.1	1.1	1.2
21. ENLISTED MEN '65	.87	.14	16.09%	732	.6	.7	.7	.8	.9	.9	1.0	1.0	1.1	1.2
23. BASIC TRAINEES	.81	.15	18.52%	2527	.5	.6	.6	.7	.8	.9	1.0	1.0	1.1	1.2
24. NAVY FLYERS '64	.86	.14	16.28%	1529	.6	.7	.7	.8	.9	.9	1.0	1.0	1.1	1.2
25. USAF FLY PRSNL '67	.85	.13	15.29%	2420	.6	.7	.7	.8	.8	.9	1.0	1.0	1.1	1.2
26. STUDENT PLT '67	.85	.13	15.29%	505	.6	.7	.7	.8	.9	.9	1.0	1.0	1.1	1.2
27. RATED PILOTS '67	.86	.13	15.12%	1187	.6	.7	.7	.8	.9	.9	1.0	1.0	1.1	1.2

METRIC VALUES	MEAN	STD DEV	COEF OF V	-V-	1ST	5TH	10TH	25TH	50TH	75TH	90TH	95TH	99TH
285. EAR PROTRUSION-CONTINUED													
28. SOT NAVIGAT '67	2.09	.34	16.27%	188		1.6	1.7	1.8	2.1	2.3	2.6	2.7	
29.---81Q-NAVIGAI-'62	2.14	.33	15.42%	505	1.4	1.6	1.7	1.9	2.1	2.4	2.6	2.7	3.0
48.NATO SURVEY-60/61	2.38	.37	15.55%	3007	1.6	1.8	1.9	2.1	2.4	2.6	2.9	3.1	3.3
49. TURKISH MIL.'60	2.49	.38	15.26%	594	1.7	1.9	2.0	2.2	2.5	2.7	3.0	3.1	3.4
50. GREEK MILIT '61	2.44	.37	15.16%	1071	1.7	1.9	2.0	2.2	2.4	2.7	3.0	3.1	3.4
51. ITALIAN MIL.'61	2.29	.34	14.85%	1342	1.6	1.8	1.9	2.1	2.3	2.5	2.8	2.9	3.2
59.GERMAN AVIATORS	2.13	.35	16.43%	1006	1.4	1.6	1.7	1.9	2.1	2.4	2.6	2.7	3.0
86.R.O.K.A.F. PILOTS	2.41	.29	12.03%	254		1.9	2.0	2.2	2.4	2.6	2.8	2.9	
287. ECTOCANTHUS TO OFOBASION.....													
5.WAC SEPARATEE1946	7.69	.50	6.50%	7553	6.4	6.9	7.1	7.4	7.7	8.0	8.3	8.5	9.0
289. ECTOCANTHUS TO TOP OF HEAD.....													
7.AIR FORCE WMN '68	11.76	.92	7.82%	1905	9.9	10.4	10.6	11.1	11.7	12.4	13.0	13.4	14.2
8. WAF-NURSE OFCRS	11.88	.93	7.83%	548	10.0	10.4	10.7	11.2	11.8	12.5	13.1	13.5	14.3
9. ENLISTED WAFS/W	11.66	.88	7.55%	1216	9.9	10.3	10.6	11.1	11.6	12.2	12.8	13.2	14.1
10.---ENLISTED-WAFS/28	12.25	1.04	8.49%	131	10.6	10.9	11.5	12.2	12.9	13.6	14.1		
19.USAF SURVEY 1965	11.59	.67	5.78%	3859	10.0	10.5	10.7	11.2	11.6	12.1	12.5	12.7	13.2
20. OFFICERS---1965	11.35	.74	6.52%	549	9.8	10.2	10.4	10.9	11.3	11.8	12.3	12.6	13.3
21. ENLISTED MEN'65	11.57	.72	6.22%	732	9.8	10.4	10.7	11.1	11.5	12.0	12.5	12.7	13.2
23. BASIC TRAINEE65	11.66	.63	5.40%	2527	10.1	10.6	10.9	11.3	11.7	12.1	12.5	12.7	13.1
25. USAF FLY PRSNL'67	11.95	.77	6.44%	2420	10.2	10.7	11.0	11.4	11.9	12.5	13.0	13.2	13.8
26. STUDENT PLT '67	12.17	.77	6.33%	505	10.5	10.9	11.2	11.6	12.2	12.7	13.2	13.5	14.1
27. RATED PILOTS'67	11.87	.77	6.49%	1187	10.2	10.6	10.9	11.3	11.8	12.4	12.9	13.2	
28. SOT NAVIGAT '67	11.92	.68	5.70%	188	10.8	11.0	11.4	11.9	12.4	12.8	13.1		
29.---81Q-NAVIGAI-'62	11.96	.76	6.35%	505	10.1	10.7	11.0	11.5	12.0	12.5	13.0	13.2	13.6
48.NATO SURVEY-60/61	11.39	.74	6.50%	3100	9.7	10.2	10.4	10.9	11.4	11.9	12.3	12.6	13.1
49. TURKISH MIL.'60	11.20	.73	6.52%	687	9.6	10.0	10.2	10.7	11.2	11.7	12.2	12.4	12.9
50. GREEK MILIT '61	11.71	.69	5.89%	1671	10.2	10.5	10.8	11.2	11.7	12.2	12.6	12.8	13.4
51. ITALIAN MIL.'61	11.23	.69	6.14%	1342	9.6	10.1	10.3	10.8	11.2	11.7	12.1	12.4	12.8
53.FRENCH ARMY	9.98	1.40	14.03%	732		7.8	8.2	9.0	9.9	10.9	11.8	12.3	
54.FRENCH PILOTS	9.79	1.08	11.03%	65		8.1	8.4	9.0	10.0	10.6	11.1	11.6	
55.FRENCH STUD PILOT	10.28	1.39	13.52%	101		8.2	8.5	9.3	10.4	11.1	12.2	12.6	
56.FRENCH NAVY -I	9.96	1.23	12.35%	212		8.0	8.3	9.0	10.0	11.0	11.5	12.0	
57.FRENCH NAVY -II	10.66	1.22	12.13%	100		8.1	8.5	9.3	10.0	10.9	11.5	12.1	
59.GERMAN AVIATORS	11.30	1.00	8.85%	1006	9.1	9.7	10.0	10.6	11.3	12.0	12.6	13.0	13.5
65.ROYAL ARMOR CORP	11.16	.90	8.06%	500		9.7	9.9	10.5	11.1	11.7	12.4	12.7	
70.NEW ZEALAND AIRF.	10.54	.69	8.44%	238		9.1		(9.9)	(11.1)	(12.0)			
80.JAPANESE AIRFORCE	11.24	1.19	10.59%	1176		9.5	9.9	10.5	11.2	11.9	12.6	13.0	
81. JAPAN AF PILOTS	11.31	1.28	11.32%	210		9.8	10.1	10.6	11.3	12.0	12.7	13.1	
82. JAPAN AF NAVIG	11.20	1.22	10.89%	538		9.4	9.8	10.4	11.2	11.9	12.6	13.0	

ENGLISH VALUES		STD DEV	COEF OF V	-N-	1ST	5TH	10TH	25TH	50TH	75TH	90TH	95TH	99TH
205. EAR PROTRUSION-CONTINUED													
28. SOT NAVIGAT '67	.82	.13	15.85%	188	.6	.6	.7	.7	.8	.9	1.0	1.1	1.2
29.---R1Q-NAVIGAT-'67	.84	.13	15.48%	505	.6	.6	.7	.8	.8	.9	1.0	1.1	1.3
48.NATO SURVEY-60/61	.94	.15	15.96%	3007	.7	.8	.8	.9	1.0	1.1	1.2	1.2	1.4
49. TURKISH MIL.'60	.98	.15	15.31%	594	.7	.8	.8	.9	1.0	1.1	1.2	1.2	1.3
50. GREEK MILIT '61	.96	.15	15.63%	1071	.7	.7	.7	.8	.9	1.0	1.1	1.1	1.3
51. ITALIAN MIL.'61	.90	.13	14.44%	1342	.6	.7	.7	.7	.8	.9	1.0	1.1	1.2
59.GERMAN AVIATORS	.84	.14	18.67%	1006	.5	.6	.7	.7	.8	.9	1.0	1.1	1.2
86.R.O.K.A.F. PILOTS	.95	.12	12.63%	264	.8	.8	.8	.9	1.0	1.0	1.1	1.2	
207. ECTOCANTHUS TO OTOBASION.....													
5.WAC SEPARATEE1946	3.03	.20	6.60%	7563	2.5	2.7	2.8	2.9	3.0	3.2	3.3	3.4	3.5
289. ECTOCANTHUS TO TOP OF HEAD.....													
7.AIR FORCE WMN '68	4.63	.36	7.78%	1905	3.9	4.1	4.2	4.4	4.6	4.9	5.1	5.3	5.6
8. WAF-NURSE OFCRS	4.68	.37	7.91%	548	3.9	4.1	4.2	4.4	4.7	4.9	5.2	5.3	5.6
9. ENLISTED WAFS/W	4.59	.35	7.63%	1216	3.9	4.1	4.2	4.4	4.6	4.8	5.0	5.2	5.5
10.---ENLISTED-WAES/8	4.82	.41	8.51%	131	3.9	4.2	4.3	4.5	4.8	5.1	5.4	5.6	
19.USAF SURVEY 1965	4.56	.26	5.70%	3869	3.8	4.1	4.2	4.4	4.6	4.7	4.9	5.0	5.2
20. OFFICERS---1965	4.47	.29	6.49%	549	3.9	4.1	4.2	4.4	4.5	4.7	4.9	5.0	5.2
21. ENLISTED MEN'65	4.55	.28	6.15%	732	3.9	4.1	4.2	4.4	4.5	4.7	4.9	5.0	5.2
23. BASIC TRAINEE65	4.59	.25	5.45%	2527	4.0	4.2	4.3	4.4	4.6	4.8	4.9	5.0	5.2
25.USAF FLY PRSNL'67	4.71	.30	6.37%	2420	4.0	4.2	4.3	4.5	4.7	4.9	5.1	5.2	5.4
26. STUDENT PLT '67	4.79	.30	6.26%	505	4.2	4.3	4.4	4.5	4.7	4.9	5.2	5.3	5.6
27. RATED PILOTS'67	4.67	.30	6.42%	1187	4.0	4.2	4.3	4.5	4.7	4.9	5.1	5.2	5.4
28. SOT NAVIGAT '67	4.69	.27	5.76%	188	4.0	4.2	4.3	4.5	4.7	4.9	5.1	5.2	5.4
29.---R1Q-NAVIGAT-'67	4.71	.30	6.37%	505	4.0	4.2	4.3	4.5	4.7	4.9	5.1	5.2	5.4
48.NATO SURVEY-60/61	4.48	.29	6.47%	3100	3.8	4.0	4.1	4.3	4.5	4.7	4.9	5.0	5.2
49. TURKISH MIL.'60	4.41	.29	6.58%	697	3.8	3.9	4.0	4.2	4.4	4.6	4.8	4.9	5.1
50. GREEK MILIT '61	4.61	.27	5.86%	1071	4.0	4.2	4.3	4.4	4.6	4.8	5.0	5.1	5.3
51. ITALIAN MIL.'61	4.42	.27	6.11%	1342	3.8	4.0	4.1	4.2	4.4	4.6	4.8	4.9	5.0
53.FRENCH ARMY	3.93	.55	13.99%	732	3.1	3.2	3.2	3.5	3.9	4.3	4.6	4.8	
54.FRENCH PILOTS	3.85	.43	11.17%	65	3.2	3.2	3.3	3.5	3.9	4.2	4.4	4.6	
55.FRENCH STUD PILOT	4.05	.55	13.58%	101	3.2	3.2	3.3	3.5	3.9	4.2	4.4	4.6	
56.FRENCH NAVY -I	3.92	.48	12.24%	212	3.1	3.1	3.3	3.5	3.9	4.3	4.5	4.8	
57.FRENCH NAVY -II	3.96	.48	12.12%	100	3.2	3.2	3.3	3.7	3.9	4.3	4.5	4.8	
59.GERMAN AVIATORS	4.45	.39	8.76%	1006	3.6	3.8	4.0	4.2	4.4	4.7	5.0	5.1	5.3
65.ROYAL ARMOR CORP	4.39	.35	7.97%	500	3.6	3.8	3.9	4.1	4.4	4.6	4.9	5.0	
70.NEW ZEALAND AIRF.	4.15	.35	8.43%	238	(3.6)	3.9	3.9)	4.1	4.4	4.7	5.0	
80.JAPANESE AIRFORCE	4.43	.47	10.61%	1176	3.7	3.9	3.9	4.1	4.4	4.7	5.0	5.1	
81. JAPAN AF PILOTS	4.45	.50	11.24%	210	3.9	4.0	4.0	4.2	4.4	4.7	5.0	5.2	
82. JAPAN AF NAVIG	4.41	.48	10.88%	538	3.7	3.9	3.9	4.1	4.4	4.7	5.0	5.1	

METRIC VALUES	MEAN	STD DEV	COEF OF V	-V-	1ST	5TH	10TH	25TH	50TH	75TH	90TH	95TH	99TH
291. ECTOCANTHUS TO WALL.....													
7. AIR FORCE MNM *68	16.37	.97	5.93%	1905	14.4	14.9	15.2	15.7	16.3	16.9	17.6	18.1	19.1
8. WAF-NURSE OFCRS	16.50	.93	5.64%	548	14.5	15.1	15.4	15.9	16.4	17.1	17.7	18.1	19.0
9. ENLISTED WAFS/M	16.23	.94	5.79%	1216	14.4	14.9	15.1	15.6	16.1	16.8	17.5	18.0	18.9
10. ENLISTED-WAESZB	17.05	1.03	6.04%	131	15.6	15.9	15.9	16.3	16.9	17.7	18.4	18.9	
18. USAF FLY PRSNL*50	17.21	.79	4.59%	4000	15.3	15.9	16.2	16.7	17.2	17.7	18.2	18.5	19.1
19. USAF SURVEY 1965	17.21	.74	4.30%	3859	15.5	16.0	16.3	16.7	17.2	17.7	18.2	18.4	19.0
20. OFFICERS---1965	17.71	.67	3.78%	549	16.2	16.6	16.9	17.3	17.7	18.2	18.6	18.8	19.3
21. ENLISTED MEN*65	17.42	.70	4.02%	732	15.9	16.2	16.5	17.0	17.5	17.9	18.3	18.5	19.2
23. BASIC TRAINEE65	17.04	.70	4.11%	2527	15.4	15.9	16.1	16.6	17.1	17.5	17.9	18.2	18.8
24. NAVY FLYERS *64	17.79	.70	3.93%	1529	16.1	16.7	17.0	17.4	17.8	18.2	18.6	18.9	19.5
25. USAF FLY PRSNL*67	17.79	.66	3.71%	2420	16.2	16.7	16.9	17.4	17.8	18.2	18.6	18.9	19.3
26. STUDENT PLT *67	17.71	.68	3.84%	505	16.1	16.6	16.8	17.2	17.7	18.2	18.6	18.8	19.2
27. RATED PILOTS*67	17.83	.66	3.70%	1187	16.2	16.8	17.0	17.4	17.8	18.3	18.7	18.9	19.4
28. SOT NAVIGAT *67	17.76	.62	3.49%	108	16.8	17.0	17.3	17.8	18.2	18.6	18.8	19.2	
29. RTD NAVIGAT *67	17.75	.65	3.66%	505	16.3	16.7	16.9	17.3	17.8	18.2	18.6	18.8	19.2
30. ARMY SOLDIERS *66	17.24	.98	5.68%	6682	15.1	15.7	16.0	16.6	17.2	17.9	18.6	18.9	19.5
31. NAVY ENLISTED *66	17.19	1.06	6.17%	4095	15.0	15.5	15.8	16.4	17.2	18.0	18.6	19.0	19.5
33. MARINE ENLIST *66	17.34	.97	5.59%	2008	15.2	15.8	16.1	16.7	17.3	18.0	18.6	19.0	19.6
36. ARMY-AVIATORS--70	17.29	.71	4.11%	1482	15.6	16.1	16.4	16.8	17.3	17.8	18.2	18.5	19.1
48. NATO SURVEY-60/61	16.73	.73	4.36%	3039	15.0	15.5	15.8	16.3	16.7	17.2	17.7	17.9	18.4
49. TURKISH MIL.*60	16.68	.69	4.14%	686	15.1	15.6	15.8	16.3	16.7	17.1	17.6	17.8	18.5
50. GREEK MILIT *61	16.41	.69	4.20%	1071	14.8	15.3	15.5	15.9	16.4	16.9	17.3	17.6	18.0
51. ITALIAN MIL.*61	17.01	.65	3.82%	1342	15.6	15.9	16.2	16.6	17.0	17.5	17.8	18.1	18.6
59. GERMAN AVIATORS	17.26	.77	4.46%	1006	15.3	16.0	16.3	16.8	17.3	17.8	18.3	18.5	19.0
86. R.O.K.A.F. PILOTS	17.32	.96	5.54%	254	15.6	16.1	16.4	16.7	17.3	18.0	18.6	18.9	
293. ELBOW BREADTH.....													
1. STEWARDSESSES 1971	6.06	.31	5.12%	422	5.4	5.6	5.7	5.8	6.1	6.3	6.5	6.6	
7. AIR FORCE MNM *68	6.13	.31	5.06%	1905	5.4	5.6	5.8	5.9	6.1	6.3	6.5	6.7	6.9
8. WAF-NURSE OFCRS	6.16	.31	5.03%	548	5.4	5.7	5.8	6.0	6.2	6.4	6.6	6.7	6.9
9. ENLISTED WAFS/M	6.12	.30	4.90%	1216	5.4	5.6	5.7	5.9	6.1	6.3	6.5	6.6	6.9
10. ENLISTED-WAESZB	6.17	.31	5.02%	131	6.2	6.5	6.7	6.9	7.2	7.5	7.7	7.9	8.2
19. USAF SURVEY 1965	7.20	.42	5.83%	3859	6.2	6.5	6.7	6.9	7.2	7.5	7.7	7.9	8.2
20. OFFICERS---1965	7.20	.41	5.69%	549	6.2	6.5	6.7	6.9	7.2	7.5	7.7	7.9	8.2
21. ENLISTED MEN*65	7.21	.39	5.41%	732	6.3	6.6	6.7	7.0	7.2	7.5	7.7	7.9	8.1
23. BASIC TRAINEE65	7.20	.44	6.11%	2527	6.2	6.5	6.7	6.9	7.2	7.5	7.8	7.9	8.2
25. USAF FLY PRSNL*67	7.08	.36	5.08%	2420	6.2	6.5	6.8	6.8	7.1	7.3	7.5	7.6	7.8
26. STUDENT PLT *67	7.00	.37	5.29%	505	6.2	6.4	6.5	6.7	7.0	7.3	7.5	7.6	7.8
27. RATED PILOTS*67	7.12	.35	4.92%	1187	6.3	6.6	6.7	6.9	7.1	7.4	7.6	7.7	8.0
28. SOT NAVIGAT *67	7.03	.38	5.41%	188	6.3	6.4	6.5	6.8	7.0	7.3	7.5	7.6	7.9
29. RTD NAVIGAT *67	7.09	.35	4.94%	505	6.3	6.5	6.6	6.8	7.1	7.4	7.6	7.7	7.9
32. NAVY DIVERS *72	7.03	.40	5.69%	100	6.4	6.5	6.5	6.8	7.0	7.3	7.5	7.7	

ENGLISH VALUES	MEAN	STD DEV	COEF OF V	-V-	1ST	5TH	10TH	25TH	50TH	75TH	90TH	95TH	99TH
291. ECTOCANTHUS TO WALL.....													
7. AIR FORCE WMN '68	6.44	.38	5.90% 1905		5.7	5.9	6.0	6.2	6.4	6.7	6.9	7.1	7.5
8. WAF-NURSE OFCRS	6.50	.36	5.54% 548		5.7	5.9	6.1	6.3	6.5	6.7	7.0	7.1	7.5
9. ENLISTED WAFS/W	6.39	.37	5.79% 1216		5.7	5.9	6.0	6.1	6.4	6.6	6.9	7.1	7.5
10. ENLISTED WAFS/W	6.71	.41	6.11% 131		6.0	6.3	6.4	6.6	6.8	7.0	7.2	7.3	7.5
18. USAF FLY PRSNL '50	6.73	.31	4.57% 4000		6.1	6.3	6.4	6.6	6.8	7.0	7.2	7.3	7.5
19. USAF SURVEY 1965	6.78	.29	4.28% 3859		6.4	6.5	6.6	6.8	7.0	7.2	7.3	7.4	7.6
20. OFFICERS---1965	6.97	.26	3.73% 549		6.3	6.4	6.5	6.7	6.9	7.0	7.2	7.3	7.5
21. ENLISTED MEN '65	6.86	.27	3.94% 792		6.3	6.4	6.5	6.7	6.9	7.1	7.2	7.3	7.5
23. BASIC TRAINEE65	6.71	.28	4.17% 2527		6.1	6.3	6.4	6.5	6.7	6.9	7.1	7.2	7.4
24. NAVY FLYERS '64	7.00	.27	3.86% 1529		6.3	6.6	6.7	6.8	7.0	7.2	7.3	7.5	7.7
25. USAF FLY PRSNL '67	7.00	.26	3.71% 2420		6.4	6.6	6.7	6.8	7.0	7.2	7.3	7.4	7.6
26. STUDENT PLT '67	6.97	.27	3.87% 505		6.3	6.5	6.6	6.8	7.0	7.2	7.3	7.4	7.6
27. RATED PILOTS '67	7.02	.26	3.70% 1187		6.4	6.6	6.7	6.9	7.0	7.2	7.3	7.4	7.6
28. SGT NAVIGAT '67	6.99	.25	3.56% 188		6.4	6.6	6.7	6.8	7.0	7.2	7.3	7.4	7.6
29. RTO NAVIGAT '67	6.99	.26	3.72% 505		6.4	6.6	6.7	6.8	7.0	7.2	7.3	7.4	7.6
30. ARMY SOLDIERS '66	6.79	.38	5.60% 6682		5.9	6.2	6.3	6.5	6.8	7.1	7.3	7.4	7.7
31. NAVY ENLISTED '66	6.77	.42	6.20% 4095		5.9	6.1	6.2	6.5	6.8	7.1	7.3	7.5	7.7
33. MARINE ENLIST '66	6.83	.38	5.56% 2008		6.0	6.2	6.3	6.6	6.8	7.1	7.3	7.5	7.7
36. ARMY AVIATORS '74	6.81	.28	4.11% 1482		5.9	6.4	6.5	6.6	6.8	7.0	7.2	7.3	7.5
48. NATO SURVEY-60/61	6.59	.29	4.40% 3099		5.9	6.1	6.2	6.4	6.6	6.8	7.0	7.1	7.2
49. TURKISH MIL. '60	6.57	.27	4.11% 686		5.9	6.1	6.2	6.4	6.6	6.7	6.9	7.0	7.3
50. GREEK MILIT '61	6.45	.27	4.18% 1071		5.8	6.0	6.1	6.3	6.5	6.7	6.8	6.9	7.1
51. ITALIAN MIL. '61	6.70	.26	3.88% 1342		6.1	6.3	6.4	6.5	6.7	6.9	7.0	7.1	7.3
59. GERMAN AVIATORS	6.80	.30	4.41% 1000		6.0	6.3	6.4	6.6	6.8	7.0	7.2	7.3	7.5
86. R.O.K.A.F. PILOTS	6.81	.38	5.58% 264		6.0	6.2	6.3	6.6	6.8	7.1	7.3	7.4	7.5
293. ELBOW BREADTH.....													
1. STEWARDESSES 1971	2.39	.12	5.02% 422		2.1	2.2	2.2	2.3	2.4	2.5	2.6	2.6	2.7
7. AIR FORCE WMN '68	2.41	.12	4.98% 1905		2.1	2.2	2.3	2.3	2.4	2.5	2.6	2.6	2.7
8. WAF-NURSE OFCRS	2.43	.12	4.94% 548		2.1	2.2	2.3	2.3	2.4	2.5	2.6	2.6	2.7
9. ENLISTED WAFS/W	2.41	.12	4.98% 1216		2.1	2.2	2.3	2.3	2.4	2.5	2.6	2.7	2.7
10. ENLISTED WAFS/W	2.43	.12	4.94% 131		2.5	2.6	2.6	2.7	2.8	3.0	3.1	3.1	3.2
19. USAF SURVEY 1965	2.84	.17	5.99% 3869		2.5	2.6	2.6	2.7	2.8	3.0	3.0	3.1	3.2
20. OFFICERS---1965	2.83	.16	5.65% 549		2.5	2.6	2.6	2.7	2.8	2.9	3.0	3.1	3.2
21. ENLISTED MEN '65	2.84	.15	5.28% 792		2.5	2.6	2.6	2.7	2.8	3.0	3.1	3.1	3.2
23. BASIC TRAINEE65	2.83	.17	6.01% 2527		2.4	2.6	2.6	2.7	2.8	3.0	3.1	3.1	3.2
25. USAF FLY PRSNL '67	2.79	.14	5.02% 2420		2.5	2.6	2.6	2.7	2.8	2.9	3.0	3.0	3.1
26. STUDENT PLT '67	2.75	.14	5.09% 505		2.4	2.5	2.6	2.7	2.8	2.9	3.0	3.0	3.1
27. RATED PILOTS '67	2.80	.14	5.06% 1187		2.5	2.6	2.6	2.7	2.8	2.9	3.0	3.0	3.1
28. SGT NAVIGAT '67	2.77	.15	5.42% 188		2.5	2.6	2.6	2.7	2.8	2.9	3.0	3.0	3.1
29. RTO NAVIGAT '67	2.79	.14	5.02% 505		2.5	2.6	2.6	2.7	2.8	2.9	3.0	3.0	3.1
32. NAVY DIVERS '72	2.77	.16	5.78% 100		2.5	2.5	2.6	2.7	2.8	2.9	3.0	3.0	3.1

METRIC VALUES	MEAN	STD DEV	COEF OF V	-V-	1ST	5TH	10TH	25TH	50TH	75TH	90TH	95TH	99TH
293. ELBOW BREADTH-CONTINUED													
36.ABRY-AVIAIORS-70	7.15	.33	4.62%	1482	6.4	6.6	6.7	6.9	7.2	7.4	7.6	7.7	8.0
48.NATO SURVEY-60/61	6.97	.34	4.88%	3325	6.2	6.4	6.5	6.7	7.0	7.2	7.4	7.5	7.8
49. TURKISH MIL-60	6.96	.33	4.74%	912	6.2	6.4	6.5	6.7	7.0	7.2	7.4	7.5	7.8
50. GREEK MILIT-61	6.93	.33	4.76%	1071	6.2	6.4	6.5	6.7	6.9	7.1	7.3	7.5	7.8
51. ITALIAN MIL-61	7.00	.35	5.00%	1342	6.2	6.4	6.6	6.8	7.0	7.2	7.4	7.6	7.9
59.GERMAN AVIATORS	8.40	.57	6.79%	1006	7.0	7.5	7.7	8.0	8.4	8.8	9.1	9.3	9.7
297. ELBOW BREADTH, II.....													
7.AIR FORCE WMN-68	6.10	.30	4.92%	1905	5.4	5.6	5.7	5.9	6.1	6.3	6.5	6.6	6.8
8. WAF-NURSE OFCRS	6.12	.31	5.07%	548	5.4	5.6	5.7	5.9	6.1	6.3	6.5	6.6	6.9
9. ENLISTED WAFS/W	6.09	.29	4.76%	1216	5.4	5.6	5.7	5.9	6.1	6.3	6.5	6.6	6.8
10.A--ENLISTED-WAESZB	6.14	.31	5.05%	131	5.3	5.5	5.7	5.9	6.1	6.3	6.6	6.7	7.9
25.USAF FLY PRSNI-67	7.10	.35	4.93%	2420	6.3	6.5	6.7	6.9	7.1	7.3	7.5	7.7	7.9
26. STUDENT PLT-67	7.05	.34	4.82%	505	6.3	6.5	6.6	6.8	7.0	7.3	7.5	7.6	7.8
27. RATED PILOTS-67	7.13	.35	4.91%	1187	6.3	6.6	6.7	6.9	7.1	7.4	7.6	7.7	8.0
28. SOT NAVIGAT-67	7.01	.33	4.71%	188	6.2	6.5	6.6	6.8	7.0	7.2	7.5	7.6	7.9
29. RTO NAVIGAT-67	7.10	.35	4.93%	505	6.2	6.5	6.7	6.9	7.1	7.3	7.5	7.7	7.9
300. ELBOW CIRCUMFERENCE, FLEXED.....													
6.WAF BASIC TR 1952	28.49	2.73	9.58%	849	23.0	24.4	25.2	26.5	28.1	30.0	32.0	33.3	31.5
7.AIR FORCE WMN-68	26.98	1.78	6.60%	1905	23.3	24.2	24.7	25.7	26.9	28.1	29.3	30.0	31.8
8. WAF-NURSE OFCRS	27.05	1.83	6.77%	548	23.0	24.2	24.8	25.8	27.0	28.2	29.4	30.2	31.1
9. ENLISTED WAFS/W	26.90	1.73	6.43%	1216	23.0	24.5	25.1	26.2	27.4	28.8	29.2	29.9	31.1
10.A--ENLISTED-WAESZB	27.53	1.86	6.76%	131	26.9	27.5	27.5	28.5	29.7	31.1	32.3	33.3	36.0
17.USAF BASIC TR-52	29.89	2.20	7.36%	1459	27.0	28.0	28.6	29.7	31.0	32.3	33.5	34.3	36.2
18.USAF FLY PRSNI-50	31.05	1.93	6.22%	4000	26.5	27.7	28.4	29.6	31.0	32.4	33.7	34.5	36.7
19.USAF SURVEY 1965	31.02	2.07	6.67%	3869	26.5	27.7	28.4	29.6	31.0	32.4	33.7	34.5	36.2
20. OFFICERS----1965	31.78	1.96	6.17%	549	26.7	28.7	29.3	30.5	31.7	33.0	34.3	35.1	37.0
21. ENLISTED MEN-65	31.40	2.09	6.66%	792	26.7	27.9	28.7	30.0	31.4	32.8	34.1	34.9	36.7
23. BASIC TRAINEES	30.74	2.02	6.57%	2527	26.3	27.6	28.2	29.4	30.7	32.0	33.4	34.2	35.8
25.USAF FLY PRSNI-67	31.24	1.75	5.60%	2420	27.4	28.5	29.0	30.0	31.2	32.4	33.5	34.2	35.6
26. STUDENT PLT-67	31.16	1.70	5.46%	505	27.1	28.4	29.0	30.0	31.1	32.3	33.4	34.0	35.1
27. RATED PILOTS-67	31.44	1.76	5.60%	1187	27.7	28.7	29.2	30.2	31.4	32.6	33.7	34.5	36.0
28. SOT NAVIGAT-67	30.88	1.76	5.70%	188	27.0	28.0	28.6	29.6	30.8	32.1	33.1	33.8	36.0
29.A--BIO-NAVIGAT-67	31.01	1.70	5.48%	505	27.2	28.3	28.9	29.8	30.9	32.1	33.3	34.0	35.2
48.NATO SURVEY-60/61	30.63	1.98	6.46%	3325	26.7	27.7	28.3	29.4	30.7	32.2	33.4	34.2	35.4
49. TURKISH MIL-60	29.99	1.93	6.44%	912	26.3	27.2	27.7	28.7	30.0	31.4	32.7	33.5	35.1
50. GREEK MILIT-61	30.19	1.89	6.26%	1071	26.6	27.5	28.0	29.0	30.3	31.7	33.0	33.7	34.8
51. ITALIAN MIL-61	31.41	1.82	5.79%	1342	27.6	28.7	29.3	30.4	31.6	32.8	34.0	34.7	36.1
53.FRENCH ARMY	29.15	1.82	5.87%	794	26.5	27.5	28.0	29.0	30.2	31.4	32.6	33.2	34.7
54.FRENCH PILOTS	29.50	1.71	5.87%	55	27.9	28.1	28.1	28.8	29.7	30.2	31.3	32.0	31.3
55.FRENCH STUD PILOT	28.43	1.39	4.89%	101	26.3	26.9	26.9	27.2	28.4	29.5	30.5	30.7	30.7

ENGLISH VALUES		STD DEV	COEF OF V	-V-	1ST	5TH	10TH	25TH	50TH	75TH	90TH	95TH	99TH
PERCENTILES - - - - -													
293. ELBOW BREADTH-CONTINUED													
36. ARMY AVIATORS-70	2.81	.13	4.63%	1482	2.4	2.6	2.7	2.7	2.8	2.9	3.0	3.1	3.1
48. NATO SURVEY-60/61	2.74	.13	4.74%	3325	2.5	2.5	2.6	2.7	2.7	2.8	2.9	3.0	3.1
49. TURKISH MIL. '60	2.74	.13	4.74%	912	2.4	2.5	2.6	2.6	2.7	2.8	2.9	2.9	3.1
50. GREEK MILIT '61	2.73	.13	4.76%	1071	2.4	2.5	2.6	2.6	2.7	2.8	2.9	3.0	3.1
51. ITALIAN MIL. '61	2.76	.14	5.07%	1342	2.4	2.5	2.6	2.7	2.8	2.8	2.9	3.0	3.1
59. GERMAN AVIATORS	3.31	.22	6.65%	1006	2.7	2.9	3.0	3.2	3.3	3.5	3.6	3.7	3.8
297. ELBOW BREADTH, II.....													
7. AIR FORCE WMN '68	2.40	.12	5.00%	1905	2.1	2.2	2.3	2.3	2.4	2.5	2.6	2.6	2.7
8. WAF-NURSE OFCRS	2.41	.12	4.98%	548	2.1	2.2	2.3	2.3	2.4	2.5	2.6	2.6	2.7
9. ENLISTED WAFS/W	2.40	.12	5.00%	1216	2.1	2.2	2.3	2.3	2.4	2.5	2.6	2.6	2.7
10. ENLISTED WAES/B	2.42	.12	4.96%	131	2.5	2.6	2.6	2.7	2.8	2.9	3.0	3.0	3.1
25. USAF FLY PRSNL '67	2.79	.14	5.02%	2420	2.5	2.6	2.6	2.7	2.8	2.9	3.0	3.0	3.1
26. STUDENT PLT '67	2.77	.13	4.69%	505	2.5	2.6	2.6	2.7	2.8	2.9	3.0	3.0	3.1
27. RATED PILOTS '67	2.81	.14	4.98%	1187	2.5	2.6	2.6	2.7	2.8	2.9	2.9	3.0	3.1
28. SDT NAVIGAT '67	2.76	.13	4.71%	188	2.5	2.6	2.6	2.7	2.8	2.9	2.9	3.0	3.1
29. RTO NAVIGAT '67	2.79	.14	5.02%	505	2.5	2.6	2.6	2.7	2.8	2.9	3.0	3.0	3.1
300. ELBOW CIRCUMFERENCE, FLEXED.....													
6. WAF BASIC TR 1952	11.22	1.07	9.54%	849	8.9	9.6	9.9	10.4	11.0	11.8	12.6	13.1	14.2
7. AIR FORCE WMN '68	10.62	.70	6.59%	1905	9.1	9.5	9.7	10.1	10.6	11.1	11.5	11.8	12.4
8. WAF-NURSE OFCRS	10.65	.72	6.76%	548	9.2	9.5	9.8	10.2	10.6	11.1	11.6	11.9	12.5
9. ENLISTED WAFS/W	10.59	.68	6.42%	1216	9.1	9.5	9.7	10.1	10.6	11.0	11.5	11.8	12.3
10. ENLISTED WAES/B	10.84	.73	6.73%	131	10.0	10.6	10.8	11.2	11.7	12.2	12.7	13.1	14.8
17. USAF BASIC TR '52	11.77	.86	7.31%	1459	10.6	11.0	11.3	11.7	12.2	12.7	13.2	13.5	14.2
18. USAF FLY PRSNL '50	12.22	.76	6.22%	4000	10.4	10.9	11.2	11.7	12.2	12.7	13.2	13.5	14.3
19. USAF SURVEY 1965	12.21	.81	6.63%	3859	10.4	10.9	11.3	11.6	12.0	12.5	13.0	13.5	14.6
20. OFFICERS---1965	12.51	.77	6.16%	549	10.5	11.0	11.3	11.8	12.4	12.9	13.4	13.7	14.5
21. ENLISTED MEN '65	12.36	.82	6.63%	792	10.5	11.0	11.3	11.8	12.4	12.9	13.4	13.7	14.5
23. BASIC TRAINEE '65	12.10	.80	6.61%	2527	10.4	10.9	11.1	11.6	12.1	12.6	13.1	13.5	14.1
25. USAF FLY PRSNL '67	12.30	.69	5.61%	2420	10.8	11.2	11.4	11.8	12.3	12.8	13.2	13.5	14.0
26. STUDENT PLT '67	12.27	.67	5.46%	505	10.7	11.2	11.4	11.8	12.3	12.7	13.2	13.4	13.8
27. RATED PILOTS '67	12.38	.69	5.57%	1187	10.9	11.3	11.5	11.9	12.4	12.8	13.3	13.6	14.2
28. SDT NAVIGAT '67	12.16	.69	5.67%	188	10.7	11.0	11.3	11.7	12.1	12.6	13.1	13.3	13.8
29. RTO NAVIGAT '67	12.21	.67	5.49%	505	10.5	10.9	11.1	11.6	12.1	12.7	13.1	13.4	14.0
48. NATO SURVEY-60/61	12.06	.78	6.47%	3325	10.4	10.7	10.9	11.3	11.8	12.3	12.9	13.2	13.8
49. TURKISH MIL. '60	11.81	.76	6.44%	912	10.5	10.8	11.0	11.4	11.9	12.5	13.0	13.3	13.7
50. GREEK MILIT '61	11.89	.75	6.31%	1071	10.5	10.8	11.0	11.4	11.9	12.5	13.0	13.3	13.7
51. ITALIAN MIL. '61	12.37	.72	5.82%	1342	10.9	11.3	11.5	12.0	12.4	12.9	13.4	13.7	14.2
53. FRENCH ARMY	11.48	.67	5.84%	794	10.4	10.4	10.6	11.1	11.5	11.9	12.3	12.6	12.9
54. FRENCH PILOTS	11.61	.42	3.62%	55	11.0	11.0	11.1	11.3	11.7	11.9	12.2	12.3	12.6
55. FRENCH STUD PILOT	11.19	.55	4.92%	101	10.4	10.4	10.6	10.7	11.2	11.6	12.0	12.1	12.3

METRIC VALUES	MEAN	STD DEV	COEF OF V	1ST	5TH	10TH	25TH	50TH	75TH	90TH	95TH	99TH
300. ELBOW CIRCUMFERENCE, FLEXED-CONTINUED												
56.FRENCH NAVY -I	28.72	1.49	5.19%	212	26.5	27.0	27.7	28.7	29.6	30.6	31.5	
57.FRENCH NAVY -II	29.52	1.52	5.15%	100	27.1	27.5	28.4	29.5	30.5	31.4	32.0	
80.JAPANESE AIRFORCE	28.86	1.82	6.31%	1176	26.0	26.6	27.6	28.8	30.0	31.2	32.0	
81. JAPAN AF PILOTS	29.08	1.84	6.33%	210	26.4	26.9	27.8	28.9	30.2	31.5	32.3	
82. JAPAN AF NAVIG	28.94	1.71	5.91%	538	26.4	26.9	27.7	28.8	30.0	31.2	31.9	
83.JAPANESE PILOTS	28.43	1.55	5.45%	208	26.0	26.6	27.4	28.3	29.4	30.4	31.1	
301. ELBOW CIRCUMFERENCE, FULLY BENT.....												
61.GERMANS/25-40 YRS	35.00	1.80	5.14%	2643	31.7	32.7	33.6	35.1	36.2	37.2	37.8	
65.ROYAL ARMOR CORP	34.47	1.86	5.40%	500	31.3	32.1	33.1	34.4	35.6	36.9	37.5	
66.ROYAL AIR FORCE	34.28	1.75	5.11%	1998	30.4	31.5	32.1	33.1	34.3	35.5	36.5	38.4
67.RAF AIRCREW	35.17	1.77	5.03%	200	32.0	32.8	33.9	34.9	36.3	37.3	37.9	
70.NEW ZEALAND AIRF.	35.94	1.90	5.29%	238	(32.8)	(34.7)	(37.2)	(39.1)				
303. ELBOW CIRCUMFERENCE, RELAXED.....												
-2.US.WOMEN-QCA-1940	26.29	2.24	8.52%	****	(22.6)	(24.8)	(27.8)	(30.0)				
19.USAF SURVEY 1965	26.11	1.66	6.36%	3859	22.4	23.5	24.1	25.0	26.0	27.2	28.3	30.2
20. OFFICERS---1965	27.05	1.38	5.10%	589	24.0	24.9	25.3	26.1	27.0	28.0	29.4	30.4
21. ENLISTED MEN'65	26.61	1.65	6.20%	792	23.3	24.0	24.5	25.4	26.6	27.8	28.8	30.6
23. BASIC TRAINEE'65	25.74	1.59	6.18%	2527	22.2	23.3	23.8	24.7	25.7	26.8	27.8	29.8
25.USAF FLY PRSNL'67	27.67	1.43	5.17%	2420	24.6	25.4	25.8	26.7	27.6	28.6	29.6	31.1
26. STUDENT PLT '67	27.34	1.44	5.27%	505	24.2	25.0	25.5	26.3	27.3	28.3	29.2	30.7
27. RATED PILOTS'67	27.82	1.39	5.00%	1187	24.7	25.6	26.0	26.9	27.8	28.8	29.7	31.2
28. SOT NAVIGAT '67	27.59	1.51	5.47%	188	25.1	25.6	26.6	27.6	28.6	29.5	30.1	
29.---RID-NAVIGAT--'67	27.68	1.44	5.20%	505	24.8	25.5	25.9	26.6	27.6	28.6	29.6	31.4
48.NATO SURVEY-60/61	25.96	1.46	5.62%	3325	22.8	23.6	24.1	24.9	25.9	26.9	27.9	29.6
49. TURKISH MIL.'60	25.31	1.39	5.49%	912	22.5	23.1	23.5	24.3	25.3	26.2	27.1	27.7
50. GREEK MILIT '61	25.86	1.30	5.03%	1071	23.1	23.8	24.2	24.9	25.8	26.7	27.6	28.1
51. ITALIAN MIL.'61	26.49	1.43	5.40%	1342	23.4	24.3	24.7	25.5	26.5	27.4	28.3	29.0
52.BANTU MINERS	28.97	1.71	5.90%	485	26.4				28.8		32.2	
59.GERMAN AVIATORS	26.69	1.42	5.32%	1006	23.6	24.4	24.9	25.7	26.7	27.6	28.5	29.1
												30.2
309. ELBOW HEIGHT.....												
-1.SIEMENS-1921	104.30	3.78	3.62%	422	98.1	99.4	101.6	104.3	106.9	109.3	110.8	
13.AIR TRAFFIC CNTRL	111.68	5.16	4.62%	678	103.6	105.7	108.6	111.5	114.7	117.7	119.6	
18.USAF FLY PRSNL'50	110.51	4.48	4.05%	4070	100.5	103.1	104.7	107.5	110.5	113.5	116.3	117.9
19.USAF SURVEY 1965	109.83	4.91	4.47%	3869	98.3	101.8	103.6	106.5	109.8	113.1	116.2	118.1
20. OFFICERS---1965	111.38	4.66	4.18%	549	100.8	103.7	105.3	108.2	111.4	114.6	117.5	119.1
21. ENLISTED MEN'65	109.58	4.99	4.55%	792	97.9	101.5	103.3	106.2	109.5	112.8	116.1	118.1
23. BASIC TRAINEE'65	109.57	4.87	4.44%	2527	98.1	101.6	103.4	106.3	109.5	112.9	115.9	117.8
25.USAF FLY PRSNL'67	112.29	4.57	4.07%	2420	101.4	104.8	106.5	109.2	112.2	115.4	118.3	120.0
26. STUDENT PLT '67	112.03	4.32	3.86%	505	102.2	104.9	106.4	109.0	112.0	115.0	117.7	119.3

ENGLISH VALUES		MEAN	STD DEV	COEF OF V	-V-	1ST	5TH	10TH	25TH	50TH	75TH	90TH	95TH	99TH
PERCENTILES - - - - -														
300. ELBOW CIRCUMFERENCE, FLEXED-CONTINUED														
56.FRENCH NAVY -I	11.31	.59	5.22%	212		10.4	10.6	10.9	11.3	11.7	12.0	12.4	12.6	
57.FRENCH NAVY -II	11.62	.60	5.16%	100		10.7	10.8	11.2	11.6	12.0	12.4	12.6	12.6	
80.JAPANESE AIRFORCE	11.36	.72	6.34%	1176		10.2	10.5	10.9	11.3	11.8	12.3	12.6	12.7	
81. JAPAN AF PILOTS	11.45	.72	6.29%	210		10.4	10.6	10.9	11.4	11.9	12.4	12.6	12.7	
82. JAPAN AF NAVIG	11.39	.67	5.88%	538		10.4	10.6	10.9	11.3	11.8	12.3	12.6	12.6	
83.JAPANESE PILOTS	11.19	.61	5.45%	208		10.2	10.5	10.8	11.1	11.6	12.0	12.2	12.2	
301. ELBOW CIRCUMFERENCE, FULLY BENT.....														
61.GERMANS/25-40 YRS	13.78	.71	5.15%	2643		12.5	12.9	13.2	13.8	14.3	14.6	14.9	14.8	
65.ROYAL ARMOR CORP	13.57	.73	5.38%	500		12.3	12.6	13.0	13.5	14.0	14.5	14.8	15.1	
66.ROYAL AIR FORCE	13.50	.69	5.11%	1998		12.4	12.6	13.0	13.5	14.0	14.4	14.6	14.9	
67.RAF AIRCREW	13.85	.70	5.05%	200		12.6	12.9	13.4	13.8	14.3	14.7	14.9	(15.4)	
70.NEW ZEALAND AIRF.	14.15	.75	5.30%	238		(12.9)	(13.6)	(14.7)	(15.4)	(16.1)	(16.8)	(17.5)	(18.2)	
303. ELBOW CIRCUMFERENCE, RELAXED.....														
-2.US-WOMEN-Q2A-1940	10.35	.88	8.50%	****		8.8	9.3	9.5	9.8	10.3	10.7	11.2	11.4	11.9
19.USAF SURVEY 1965	10.28	.65	6.32%	3859		9.5	9.8	10.0	10.3	10.6	11.0	11.4	11.6	12.0
20. OFFICERS---1965	10.65	.54	5.07%	549		9.2	9.4	9.6	10.0	10.5	10.9	11.3	11.6	12.1
21. ENLISTED MEN'65	10.48	.65	6.20%	792		8.7	9.2	9.4	9.7	10.1	10.5	11.0	11.2	11.8
23. BASIC TRAINEES	10.14	.63	6.21%	2527		9.7	10.0	10.2	10.5	10.9	11.3	11.6	11.9	12.3
25.USAF FLY PRSNL'67	10.89	.56	5.14%	2420		9.5	9.9	10.0	10.4	10.8	11.2	11.5	11.7	12.1
26. STUDENT PLT '67	10.76	.57	5.30%	505		9.7	10.1	10.3	10.6	10.9	11.3	11.7	11.9	12.3
27. RATED PILOTS'67	10.95	.55	5.02%	1187		9.9	10.1	10.3	10.5	10.9	11.3	11.6	11.8	12.3
28. SOT NAVIGAT '67	10.86	.59	5.43%	188		9.8	10.0	10.2	10.5	10.9	11.3	11.7	11.9	12.3
29.---RIO-NAVIGAT '67	10.90	.57	5.23%	505		9.8	10.0	10.2	10.5	10.9	11.3	11.7	11.9	12.3
48.NATO SURVEY-60/61	10.22	.57	5.58%	3325		8.9	9.3	9.5	9.8	10.2	10.6	11.0	11.2	11.7
49. TURKISH MIL.'60	9.96	.55	5.52%	912		8.9	9.1	9.3	9.6	10.0	10.3	10.7	10.9	11.4
50. GREEK MILIT '61	10.18	.51	5.01%	1471		9.1	9.4	9.5	9.8	10.2	10.5	10.9	11.0	11.4
51. ITALIAN MIL.'61	10.43	.56	5.37%	1342		9.2	9.6	9.7	10.1	10.4	10.8	11.2	11.4	12.0
52.BANTU MINERS	11.41	.67	5.87%	485		10.4	10.6	10.8	11.1	11.3	11.6	11.9	12.2	12.7
59.GERMAN AVIATORS	10.51	.56	5.33%	1036		9.3	9.6	9.8	10.1	10.5	10.9	11.2	11.4	11.9
309. ELBOW HEIGHT.....														
-1.SIEMENS-1921	41.06	1.49	3.63%	422		38.6	39.1	40.0	41.1	42.1	43.0	43.6	43.6	
13.AIR TRAFFIC CNTRL	43.97	2.03	4.62%	678		40.8	41.6	42.7	43.9	45.1	46.3	47.1	47.1	
18.USAF FLY PRSNL '50	43.51	1.76	4.05%	4000		39.6	40.6	41.2	42.3	43.5	44.7	45.8	45.4	47.8
19.USAF SURVEY 1965	43.24	1.93	4.46%	3669		38.7	40.1	40.8	41.9	43.2	44.5	45.8	46.5	47.9
20. OFFICERS---1965	43.85	1.84	4.26%	549		39.7	40.8	41.5	42.6	43.9	45.1	46.3	46.9	48.0
21. ENLISTED MEN'65	43.14	1.97	4.57%	792		38.5	39.9	40.7	41.8	43.1	44.4	45.7	46.5	48.2
23. BASIC TRAINEES	43.14	1.92	4.45%	2527		38.6	40.0	40.7	41.8	43.1	44.4	45.6	46.4	47.6
25.USAF FLY PRSNL'67	44.21	1.80	4.07%	2420		39.9	41.3	41.9	43.0	44.2	45.4	46.6	47.3	48.4
26. STUDENT PLT '67	44.10	1.70	3.85%	505		40.2	41.3	41.9	42.9	44.1	45.3	46.4	47.0	48.1

METRIC VALUES		STD DEV	COEF OF V	-N-	1ST	5TH	10TH	25TH	50TH	75TH	90TH	95TH	99TH
309. ELBOW HEIGHT-CONTINUED													
27.	RATED PILOTS*67	112.43	4.51		101.5	105.1	106.8	109.4	112.4	115.4	118.3	120.0	122.8
28.	SDT NAVIGAT *67	112.97	4.74			105.4	107.2	109.9	112.8	116.1	119.3	121.2	
29.	RTD NAVIGAT *62	112.13	4.81		101.4	104.3	105.9	108.7	112.0	115.5	118.6	120.4	123.5
42.	GERMAN OFFC WKRF	100.10	4.60		(92.5)	(92.5)	(97.0)	(97.0)	(103.2)	(103.2)	(107.7)	(107.7)	
43.	SWEDISH INQ-WKRF	102.50	7.30		(90.5)	(90.5)	(97.6)	(97.6)	(107.4)	(107.4)	(114.5)	(114.5)	
48.	NATO SURVEY-60/61	105.71	4.47		95.9	98.5	100.0	102.6	105.6	108.7	111.6	113.3	116.5
49.	TURKISH MIL*60	105.48	4.30		96.6	98.6	99.9	102.4	105.4	108.4	111.1	112.8	116.1
50.	GREEK MILIT *61	105.45	4.44		94.8	98.4	100.0	102.5	105.3	108.4	111.3	113.1	116.1
51.	ITALIAN MIL*61	106.68	4.58		96.0	98.5	100.1	102.9	106.0	109.2	112.0	113.7	117.3
52.	BANTU MINERS	106.60	4.49			99.6			106.5		114.5		
59.	GERMAN AVIATORS	110.94	4.52		100.3	103.6	105.2	107.8	110.8	114.0	116.9	118.6	121.5
78.	SOUTH AFRICANS	110.24	4.55		102.9				109.9		117.9		
80.	JAPANESE AIRFORCE	104.06	3.86		98.0	99.2	101.4	103.9	106.6	109.1	110.7		
81.	JAPAN AF PILOTS	105.09	3.74		99.4	100.5	102.5	104.9	107.5	109.9	111.5		
82.	JAPAN AF NAVIG	103.95	3.80		98.0	99.2	101.3	103.8	106.4	109.0	110.5		
83.	JAPANESE PILOTS	104.50	3.76		99.1	99.9	102.0	104.2	106.6	109.8	111.4		
86.	R.O.K.A.F. PILOTS	107.35	3.98		100.9	102.0	104.9	107.4	109.7	112.2	113.4		
88.	SWEDISH IND WKRF/M	109.80	4.90		(101.7)	(101.7)	(106.5)	(106.5)	(113.1)	(113.1)	(117.9)	(117.9)	
312. ELBOW REST HEIGHT.....													
1.	STEWARDESSES 1971	24.06	2.52		19.6	20.7	22.5	24.3	25.9	27.2	27.9		
7.	AIR FORCE WMN *68	22.71	2.46		17.3	18.7	19.5	21.0	22.7	24.4	25.9	26.9	28.8
8.	WAF-NURSE OFCRS	22.91	2.40		17.6	19.2	19.9	21.2	22.8	24.5	26.2	27.2	28.8
9.	ENLISTED WAFS/M	22.85	2.41		17.6	18.9	19.7	21.2	22.8	24.5	26.0	26.9	28.8
10.	ENLISTED WAFS/B	20.48	2.01			17.2	17.9	19.1	20.4	21.8	23.1	23.9	
11.	HEALTH EXAM/F *62	23.68	2.91		15.4	18.1	19.3	21.3	23.3	25.2	27.0	28.1	30.3
12.	HLTH-EXCE-25-40	23.56	2.75		16.2	18.9	20.1	21.9	23.7	25.5	27.3	28.4	30.7
18.	USAF FLY PRSNL*50	23.17	2.59		17.0	18.9	19.9	21.5	23.2	24.9	26.5	27.4	29.0
19.	USAF SURVEY 1965	23.68	2.77		17.0	18.9	19.9	21.5	23.2	24.9	26.5	27.4	29.0
20.	OFFICERS---1965	24.69	2.53		18.6	20.0	20.8	22.3	24.1	25.8	27.2	28.2	30.2
21.	ENLISTED MEN*65	23.83	2.85		17.3	19.2	20.2	21.9	23.8	25.7	27.5	28.3	30.3
23.	BASIC TRAINEES5	23.55	2.78		16.8	18.8	19.9	21.7	23.7	25.4	27.0	28.0	30.0
24.	NAVY FLYERS *64	23.49	2.51		17.8	19.4	20.3	21.8	23.5	25.1	26.7	27.7	29.7
25.	USAF FLY PRSNL*67	25.16	2.61		19.1	20.9	21.9	23.4	25.1	26.9	28.5	29.5	31.5
26.	STUDENT PLT *67	24.98	2.53		19.5	21.0	21.8	23.2	24.9	26.7	28.4	29.3	31.0
27.	RATED PILOTS*67	25.16	2.58		19.1	20.9	21.8	23.4	25.2	26.9	28.4	29.4	31.3
28.	SDT NAVIGAT *67	25.23	2.82		19.1	20.9	21.7	23.4	25.2	26.9	28.4	29.4	31.3
29.	RTD NAVIGAT *67	25.36	2.67		19.0	20.7	21.7	23.4	25.2	26.9	28.4	29.4	31.3
31.	NAVY ENLISTED *66	23.65	2.67		19.0	21.1	22.1	23.6	25.3	27.1	28.9	30.0	32.0
36.	ARMY AVIATORS *70	23.10	2.65		16.5	18.7	19.1	21.2	23.7	26.1	28.2	29.5	29.5
37.	HEALTH EXAM/M *62	24.12	3.00		16.1	19.0	20.3	22.3	24.3	26.3	28.2	29.4	31.5
38.	HLTH EX/M 25-40	24.69	2.80		17.7	20.1	21.2	22.8	24.7	26.8	28.8	29.9	31.8

ENGLISH VALUES		STD DEV	COEF OF V	-V-	1ST	5TH	10TH	25TH	50TH	75TH	90TH	95TH	99TH
PERCENTILES													
309. ELBOW HEIGHT-CONTINUED													
27. RATED PILOTS '67	44.26	1.78	4.02%	1187	40.0	41.4	42.0	43.1	44.2	45.5	46.6	47.2	48.4
28. SOT NAVIGAT '67	44.48	1.87	4.20%	188	39.9	41.5	42.2	43.3	44.4	45.7	47.0	47.7	
29. SOT NAVIGAT '67	44.15	1.89	4.28%	505	39.9	41.1	41.7	42.8	44.1	45.5	46.7	47.4	48.6
30. GERMAN OFFC WKR/F	39.41	1.81	4.59%	1156	(36.4)	(36.4)	(38.2)	(38.2)	(40.6)	(40.6)	(42.4)	(42.4)	
42. SWEDISH-IND WKR/E	40.35	2.87	7.11%	77	(35.6)	(35.6)	(38.4)	(38.4)	(41.6)	(41.6)	(43.9)	(43.9)	45.9
48. NATO SURVEY-60/61	41.62	1.76	4.23%	3325	37.8	38.8	39.4	40.4	41.6	42.8	43.9	44.6	45.9
49. TURKISH MIL '60	41.53	1.69	4.07%	912	38.0	38.8	39.3	40.3	41.5	42.7	43.8	44.4	45.7
50. GREEK MILIT '61	41.52	1.75	4.21%	1071	37.3	38.7	39.4	40.3	41.5	42.7	43.8	44.5	45.7
51. ITALIAN MIL '61	41.76	1.80	4.31%	1342	37.8	38.8	39.4	40.5	41.7	43.0	44.1	44.8	46.2
52. BANTU MINERS	41.99	1.77	4.22%	485	39.2	39.2	41.4	42.4	43.6	44.9	46.0	46.7	47.8
59. GERMAN AVIATORS	43.68	1.78	4.08%	1036	39.5	40.8	41.4	42.4	43.6	44.9	46.0	46.7	47.8
78. SOUTH AFRICANS	43.40	1.79	4.12%	1444	40.5	40.5	39.1	39.9	40.9	42.0	43.0	43.6	
80. JAPANESE AIRFORCE	40.97	1.52	3.71%	1176	38.6	38.6	39.6	40.4	41.3	42.3	43.3	43.9	
81. JAPAN AF PILOTS	41.37	1.47	3.55%	210	39.1	39.1	39.6	40.4	40.9	41.9	42.9	43.5	
82. JAPAN AF NAVIG	40.93	1.50	3.66%	538	38.6	38.6	39.1	39.9	40.9	41.9	42.9	43.5	
83. JAPANESE PILOTS	41.14	1.48	3.60%	235	39.0	39.0	39.3	40.2	41.0	42.0	43.2	43.9	
86. R.O.K.A.F. PILOTS	42.26	1.57	3.72%	264	39.7	39.7	40.2	41.3	42.3	43.2	44.2	44.7	
88. SWEDISH IND WKR/M	43.22	1.92	4.44%	87	(40.1)	(40.1)	(41.9)	(41.9)	(44.5)	(44.5)	(46.4)	(46.4)	
312. ELBOW REST HEIGHT.....													
1. STEWARDESSES 1971	9.47	.99	10.45%	423	6.8	7.7	8.1	8.9	9.6	10.2	10.7	11.0	11.3
7. AIR FORCE WMN '68	8.94	.97	10.85%	1905	6.9	7.4	7.7	8.3	8.9	9.6	10.2	10.6	11.4
8. WAF-NURSE OFCRS	9.02	.95	10.53%	548	6.9	7.6	7.9	8.4	9.0	9.7	10.3	10.7	11.4
9. ENLISTED WAFS/M	9.00	.95	10.56%	1216	6.9	7.4	7.8	8.3	9.0	9.6	10.2	10.6	11.3
10. ENLISTED WAFS/B	8.06	.79	9.80%	131	6.0	6.8	7.1	7.5	8.0	8.6	9.1	9.4	11.9
11. HEALTH EXAM/F '62	9.08	1.15	12.67%	3581	6.4	7.1	7.6	8.4	9.2	9.9	10.6	11.1	11.9
12. ALIA EXE-25-40	9.27	1.08	11.65%	1155	6.4	7.4	7.9	8.6	9.3	10.1	10.7	11.2	12.1
18. USAF FLY PRSNL '50	9.12	1.02	11.18%	4000	6.7	7.5	7.8	8.5	9.1	9.8	10.4	10.8	11.4
19. USAF SURVEY 1965	9.32	1.09	11.70%	3859	6.7	7.5	7.9	8.6	9.3	10.1	10.7	11.1	11.9
20. OFFICERS---1965	9.48	1.00	10.55%	549	7.3	7.9	8.2	8.8	9.5	10.2	10.8	11.2	11.9
21. ENLISTED MEN '65	9.38	1.12	11.94%	732	6.8	7.6	8.0	8.6	9.4	10.1	10.8	11.3	12.1
23. BASIC TRAINEES	9.27	1.10	11.87%	2527	6.6	7.4	7.8	8.6	9.3	10.0	10.6	11.0	11.8
24. NAVY FLYERS '64	9.25	.99	10.70%	1529	7.0	7.7	8.0	8.6	9.2	9.9	10.5	10.9	11.7
25. USAF FLY PRSNL '67	9.91	1.03	10.39%	2420	7.5	8.2	8.6	9.2	9.9	10.6	11.2	11.6	12.4
26. STUDENT PLT '67	9.83	1.00	10.17%	505	7.7	8.3	8.6	9.1	9.8	10.5	11.2	11.6	12.2
27. RATED PILOTS '67	9.91	1.02	10.29%	1187	7.5	8.2	8.6	9.2	9.9	10.6	11.2	11.6	12.3
28. SOT NAVIGAT '67	9.93	1.11	11.18%	188	7.5	8.2	8.6	9.3	10.0	10.7	11.4	11.8	12.6
29. RTO NAVIGAT '67	9.98	1.05	10.52%	505	7.5	8.3	8.7	9.3	10.0	10.7	11.4	11.8	12.6
31. NAVY ENLISTED '66	9.31	1.37	14.72%	4095	6.2	7.0	7.5	8.4	9.3	10.3	11.1	11.6	12.5
36. ARMY AVIATORS '70	9.09	1.04	11.44%	1482	6.3	7.4	7.8	8.4	9.1	9.8	10.4	10.8	12.4
37. HEALTH EXAM/M '62	9.49	1.18	12.43%	3091	6.3	7.5	8.0	8.8	9.6	10.4	11.1	11.6	12.5
38. HLTH EX/M 25-40	9.72	1.10	11.32%	1012	7.0	7.9	8.3	9.0	9.7	10.6	11.3	11.8	12.5

METRIC VALUES	MEAN	STD DEV	COEF OF V	-N-	1ST	5TH	10TH	25TH	50TH	75TH	90TH	95TH	99TH
-312---ELBOW-BESI-HEIGHT-CONTINUED													
42.GERMAN OFFC WKR/F	20.30	2.30	11.33%	1156	(16.5)	(18.7)	(21.9)	(24.1)	(26.7)	(28.5)	(30.2)	(31.9)	(33.6)
44.SWEDISH CIV WOMEN	22.95	2.30	10.02%	212	(19.2)	(21.4)	(23.6)	(25.8)	(28.0)	(30.2)	(32.4)	(34.6)	(36.8)
47.SWEDISH IND-WK8ZE	21.60	3.10	14.35%	77	(16.5)	(19.5)	(22.5)	(25.5)	(28.5)	(31.5)	(34.5)	(37.5)	(40.5)
48.NATO SURVEY-60/61	22.63	2.35	10.38%	3325	17.1	19.6	21.0	22.6	24.2	25.7	27.3	28.9	30.5
49. TURKISH MIL.*60	22.39	2.45	10.94%	912	16.6	18.2	19.8	21.4	23.0	24.6	26.2	27.8	29.4
50. GREEK MILIT.*61	23.06	2.32	10.06%	1071	17.5	19.3	20.1	21.5	23.0	24.6	26.1	27.6	29.1
51. ITALIAN MIL.*61	22.45	2.25	10.02%	1342	17.4	18.8	19.6	20.9	22.4	23.9	25.4	26.9	28.4
52.BANTU MINERS	21.34	2.30	10.78%	485	17.5	19.3	20.3	21.3	22.4	23.9	25.4	26.9	28.4
53.FRENCH ARMY	24.19	2.29	9.47%	794	20.5	21.5	22.6	24.1	25.6	27.2	28.7	30.2	31.7
54.FRENCH PILOTS	25.59	2.15	8.40%	55	22.0	22.1	23.9	26.0	27.0	28.0	29.0	30.0	31.0
55.FRENCH STUD PILOT	24.89	2.00	8.04%	101	21.7	22.3	23.8	24.9	26.0	27.9	28.6	30.1	31.2
56.FRENCH NAVY -I	24.40	2.17	8.89%	212	21.0	21.6	22.9	24.5	25.9	27.0	28.0	29.0	30.0
57.FRENCH NAVY -II	24.43	2.10	8.60%	100	21.4	21.6	23.1	24.4	25.9	27.1	27.9	29.4	30.6
59.GERMAN AVIATORS	23.86	2.72	11.40%	1006	17.7	19.3	20.3	22.0	23.9	25.8	27.4	28.4	29.9
60.GERMAN 20 YR OLDS	23.00	2.50	10.87%	7144	19.0	19.8	21.3	23.0	24.7	26.3	27.3	28.3	29.3
61.GERMANS/25-40 YRS	23.70	2.50	10.55%	2643	19.9	20.7	21.9	23.4	25.4	27.4	28.0	28.9	30.6
65.ROYAL ARMOR CORP	25.89	3.11	12.01%	500	20.7	22.0	23.8	25.7	27.8	30.0	31.4	32.8	34.2
66.ROYAL AIR FORCE	24.82	2.46	9.91%	2000	18.9	20.7	21.7	23.2	24.8	26.5	28.0	28.9	30.6
68.RCAF PILOTS	24.58	2.36	9.60%	314	20.5	21.8	22.8	24.6	26.1	27.4	28.1	28.4	29.7
69.RCAF NAVIGATORS	24.40	2.43	9.96%	290	(18.7)	(21.3)	(23.1)	(25.0)	(26.4)	(27.4)	(28.4)	(29.4)	(30.4)
70.NEW ZEALAND AIRF.	23.13	2.71	11.72%	238	17.5	19.3	20.3	22.6	24.1	26.4	27.4	28.4	29.4
71.AUSTRALIAN CADETS	22.80	3.10	13.60%	97	16.0	17.5	19.4	22.5	24.1	26.0	27.1	28.2	29.3
72.AUSTRALIAN RATED	23.60	3.80	16.10%	384	19.4	20.7	22.0	23.0	24.1	25.4	26.4	27.4	28.4
78.SOUTH AFRICANS	23.36	2.52	10.79%	1435	22.7	23.4	24.6	26.0	27.4	28.8	29.6	30.4	31.2
80.JAPANESE AIRFORCE	26.03	2.13	8.18%	1176	22.7	23.4	24.6	26.0	27.4	28.8	29.6	30.4	31.2
81. JAPAN AF PILOTS	26.18	2.21	8.44%	210	22.8	23.5	24.7	26.1	27.6	29.0	29.8	30.6	31.4
82. JAPAN AF NAVIG	25.98	2.06	7.93%	538	22.7	23.4	24.6	26.0	27.3	28.7	29.5	30.3	31.0
85.R.O.K.A.F. PILOTS	24.66	2.45	9.94%	264	20.4	21.3	23.1	24.6	26.4	28.0	28.8	29.6	30.4
88.SWEDISH IND WKR/M	22.40	3.10	13.84%	87	(17.3)	(20.3)	(23.1)	(26.3)	(29.5)	(32.7)	(35.9)	(39.1)	(42.3)
89.SWEDISH AVIATORS	24.69	2.32	9.40%	240	(20.9)	(23.1)	(25.3)	(27.5)	(29.7)	(31.9)	(34.1)	(36.3)	(38.5)
316. ELBOW-ELBOW BREADTH.....													
1.STEWARDSES 1971	33.00	2.32	7.03%	423	29.5	30.2	31.4	32.9	34.6	36.2	37.2	38.2	39.2
3.WAS PILOTS 1942	38.40	3.00	7.81%	445	33.9	34.7	36.3	38.2	40.3	42.4	43.5	44.6	45.6
4.AAF NURSES 1942	37.90	2.50	6.60%	152	34.2	34.8	36.1	37.7	39.4	40.9	42.1	43.2	44.3
5.WAC SEPARATEE1946	38.23	3.68	9.63%	7553	31.3	33.1	34.0	35.6	37.8	40.4	43.1	45.0	46.9
11.HEALTH EXAM/F.*62	38.96	5.35	13.73%	3581	29.3	31.5	32.7	35.1	38.4	42.4	46.5	49.1	51.5
12.AIR TRAFFIC CNTRL	37.75	5.10	13.51%	1165	29.0	31.1	32.2	34.2	37.0	40.7	44.9	47.7	50.5
13.AIR TRAFFIC CNTRL	44.72	3.90	8.72%	681	38.7	39.8	41.7	44.1	46.5	49.5	51.5	53.5	55.5
15.A.A.F. CADETS '42	42.70	2.60	6.09%	2959	38.3	39.2	40.7	42.4	44.2	45.8	46.7	47.6	48.5
16.A.A.F. GUNNERS '42	42.00	2.70	6.43%	583	37.2	38.3	39.9	41.6	43.6	45.2	46.3	47.3	48.3
18.USAF FLY PRSNL*50	43.90	3.55	8.09%	4000	37.0	38.6	39.5	41.3	43.6	46.2	48.7	50.2	51.7

ENGLISH VALUES	MEAN	STD DEV	COEF OF V	-V-	1ST	5TH	10TH	25TH	50TH	75TH	90TH	95TH	99TH
312. ELBOW-RESI-HEIGHT-CONTINUED													
42. GERMAN OFFC WKR/F	7.99	.91	11.39%	1156	(6.5)	(7.4)	(8.6)	(9.5)	(10.5)	(10.5)	(10.5)	(10.5)	(10.5)
44. SWEDISH CIV WOMEN	9.03	.90	9.97%	212	(7.5)	(8.4)	(9.6)	(10.5)	(10.5)	(10.5)	(10.5)	(10.5)	(10.5)
47. SWEDISH IND-MBZLE	8.50	1.22	14.35%	77	(6.5)	(7.7)	(9.3)	(10.5)	(10.5)	(10.5)	(10.5)	(10.5)	(10.5)
48. NATO SURVEY-60/61	8.91	.92	10.33%	3325	6.8	7.4	7.7	8.3	8.9	9.5	10.1	10.4	11.1
49. TURKISH MIL.'60	8.81	.96	10.90%	912	6.5	7.2	7.6	8.2	8.8	9.5	10.0	10.4	11.1
50. GREEK MILIT.'61	9.08	.91	10.02%	1071	6.9	7.6	7.9	8.5	9.1	9.7	10.3	10.6	11.2
51. ITALIAN MIL.'61	8.84	.89	10.07%	1342	6.8	7.4	7.7	8.2	8.8	9.4	10.0	10.3	10.9
52. BANTU MINERS	8.40	.91	10.83%	485	6.9	7.4	7.7	8.2	8.4	9.4	10.0	10.3	10.9
53. FRENCH ARMY	9.52	.90	9.45%	794	8.1	8.5	8.5	8.9	9.5	10.1	10.7	11.1	11.1
54. FRENCH PILOTS	10.07	.85	8.44%	65	8.7	8.7	8.7	9.4	10.2	10.6	11.0	11.3	11.3
55. FRENCH STUD PILOT	9.80	.79	8.06%	101	8.5	8.5	8.5	9.0	9.8	10.2	11.0	11.3	11.3
56. FRENCH NAVY -I	9.61	.85	8.84%	212	8.3	8.3	8.5	9.0	9.6	10.2	10.6	11.0	11.0
57. FRENCH NAVY -II	9.62	.83	8.63%	100	8.4	8.4	8.5	9.1	9.6	10.2	10.7	11.0	11.0
59. GERMAN AVIATORS	9.39	1.07	11.40%	1006	7.0	7.6	7.8	8.6	9.4	10.2	10.8	11.2	11.8
60. GERMAN 20 YR OLDS	9.06	.98	10.82%	7144	7.5	7.5	7.8	8.4	9.1	9.7	10.4	10.7	10.7
61. GERMANS/25-40 YRS	9.33	.98	10.50%	2643	7.8	7.8	8.1	8.6	9.2	10.0	10.8	11.0	11.0
65. ROYAL ARMOR CORP	10.19	1.22	11.97%	500	8.1	8.1	8.7	9.4	10.1	10.9	11.8	12.4	12.0
66. ROYAL AIR FORCE	9.77	.97	9.93%	2000	7.4	8.2	8.5	9.1	9.8	10.4	11.0	11.4	11.4
68. RCAF PILOTS	9.68	.93	9.61%	314	8.2	8.2	8.4	8.9	9.5	10.3	10.8	11.2	11.2
69. RCAF NAVIGATORS	9.61	.96	9.99%	290	(7.3)	(8.4)	(9.8)	(10.9)	(10.9)	(10.9)	(10.9)	(10.9)	(10.9)
70. NEW ZEALAND AIRF.	9.11	1.07	11.75%	238	(6.9)	(8.8)	(10.8)	(12.4)	(12.4)	(12.4)	(12.4)	(12.4)	(12.4)
71. AUSTRALIAN CADETS	8.98	1.22	13.59%	97	6.3	6.3	6.3	8.7	8.7	11.1	11.1	11.1	11.1
72. AUSTRALIAN RATED	9.29	1.50	16.15%	384	7.6	7.6	7.6	9.1	9.1	10.7	10.7	10.7	10.7
78. SOUTH AFRICANS	9.20	.99	10.76%	1435	8.9	8.9	9.2	9.7	10.2	10.8	11.3	11.7	11.7
80. JAPANESE AIRFORCE	10.25	.84	8.20%	1176	9.0	9.0	9.3	9.7	10.3	10.9	11.4	11.7	11.7
81. JAPAN AF PILOTS	10.31	.87	8.44%	210	8.9	8.9	9.2	9.7	10.2	10.7	11.3	11.6	11.6
82. JAPAN AF NAVIG	10.23	.81	7.92%	538	8.0	8.0	8.4	9.1	9.7	10.4	11.0	11.4	11.4
86. R.O.K.A.F. PILOTS	9.71	.97	9.99%	254	(6.8)	(8.0)	(9.6)	(10.8)	(10.8)	(10.8)	(10.8)	(10.8)	(10.8)
88. SWEDISH IND WKR/H	8.81	1.22	13.85%	87	(8.2)	(9.1)	(10.3)	(11.2)	(11.2)	(11.2)	(11.2)	(11.2)	(11.2)
89. SWEDISH AVIATORS	9.72	.91	9.36%	240	(8.2)	(9.1)	(10.3)	(11.2)	(11.2)	(11.2)	(11.2)	(11.2)	(11.2)
318. ELBOW-ELBOW BREADTH.....													
1. STEWARDESSES 1971	12.99	.91	7.01%	423	11.6	11.6	11.9	12.4	13.0	13.6	14.3	14.6	14.6
3. WAS PILOTS 1942	15.10	1.20	7.95%	445	13.4	13.4	13.7	14.3	15.0	15.9	16.7	17.1	17.1
4. AAF NURSES 1942	14.90	1.00	6.71%	152	13.5	13.5	13.7	14.2	14.8	15.5	16.1	16.6	16.6
5. MAC SEPARATEE 1946	15.05	1.45	9.63%	7553	12.3	13.0	13.4	14.0	14.9	15.9	17.0	17.7	19.2
11. HEALTH EXAM/F '62	15.34	2.11	13.75%	3581	11.5	12.4	12.9	13.8	15.1	16.7	18.3	19.3	21.3
12. ALI-EX/E-25-40	14.86	2.01	13.53%	1165	11.4	12.3	12.7	13.5	14.6	16.0	17.7	18.8	21.1
13. AIR TRAFFIC CNTRL	17.60	1.54	8.75%	681	15.2	15.2	15.7	16.4	17.4	18.3	19.5	20.3	20.3
15. A.A.F. CADETS '42	16.80	1.00	5.95%	2959	15.1	15.1	15.4	16.0	16.7	17.4	18.0	18.4	18.4
16. A.A.F. GUNNERS '42	16.50	1.10	6.67%	583	14.6	14.6	15.1	15.7	16.4	17.2	17.8	18.2	18.2
18. USAF FLY PRSNL '50	17.28	1.40	8.10%	4000	14.6	15.2	15.6	16.3	17.2	18.2	19.2	19.8	20.9

METRIC VALUES	MEAN	STD DEV	COEF OF V	-N-	1ST	5TH	10TH	25TH	50TH	75TH	90TH	95TH	99TH
318. ELBOW-ELBOW BREADTH-CONTINUED													
37. HEALTH EXAM/M '62	41.99	4.65	11.07%	3091	32.7	35.0	36.3	38.7	41.7	45.1	48.5	50.6	54.5
38. --BLIB-EXCH-25-40	41.84	4.54	10.85%	1012	33.0	35.1	36.4	38.7	41.6	44.9	48.2	50.3	54.4
48. NATO SURVEY-60/61	45.54	3.01	6.61%	3325	39.2	40.8	41.8	43.5	45.4	47.4	49.4	50.6	53.4
49. TURKISH MIL '60	44.82	3.04	6.76%	912	38.8	40.2	41.1	42.7	44.6	46.7	48.8	50.1	53.1
50. GREEK MILIT '61	44.84	2.70	6.02%	1071	38.6	40.6	41.5	43.0	44.7	46.6	48.4	49.4	51.2
51. ITALIAN MIL '61	46.59	2.92	6.27%	1342	40.7	41.8	42.8	44.6	46.6	48.4	50.2	51.5	54.6
59. GERMAN AVIATORS	45.11	3.68	8.16%	1006	37.5	39.5	40.5	42.5	44.9	47.5	50.0	51.5	54.3
60. GERMAN 20 YR OLDS	41.70	3.40	8.15%	7144	36.8	37.8	37.8	39.5	41.7	43.9	46.6	48.3	
61. GERMANS/25-40 YRS	44.50	3.10	6.97%	2643	39.5	40.7	42.3	44.4	46.5	49.1	50.0		
86. R.O.K.A.F. PILOTS	41.52	2.80	6.74%	264	37.6	38.1	39.6	41.3	43.1	45.1	46.7		
87. KOREAN FORCES -65	40.20	2.70	6.72%	3747	36.0	37.0	38.0	38.6	40.3	42.0	43.4	44.5	
90. IRANIAN MILITARY	41.94	3.51	8.37%	9414	37.1	38.1	38.1	39.6	41.6	43.9	46.5	48.5	
322. ELBOW-GRIP LENGTH.....													
25. USAF FLY PRSNL '67	35.20	1.62	4.60%	2420	31.7	32.6	33.1	34.1	35.2	36.3	37.3	37.9	39.1
26. STUDENT PLT '67	35.26	1.52	4.31%	505	32.0	32.7	33.3	34.2	35.3	36.3	37.3	37.8	38.7
27. RATED PILOTS '67	35.24	1.63	4.63%	1187	31.5	32.6	33.2	34.1	35.2	36.3	37.4	38.0	39.2
28. SDI NAVIGAT '67	35.33	1.63	4.61%	188	32.6	33.6	33.1	34.1	35.3	36.5	37.5	38.1	
29. RTD NAVIGAT '67	35.06	1.64	4.68%	505	31.6	32.4	33.0	33.9	35.0	36.2	37.2	37.8	39.1
324. ELBOW-WRIST LENGTH.....													
19. USAF SURVEY 1965	28.82	1.48	5.14%	3869	25.5	26.5	27.0	27.8	28.8	29.8	30.7	31.3	32.5
20. OFFICERS---1965	28.94	1.39	4.80%	549	25.9	26.7	27.1	28.0	28.9	29.9	30.8	31.3	32.1
21. ENLISTED MEN '65	28.81	1.50	5.21%	792	25.5	26.5	27.0	27.8	28.7	29.8	30.8	31.4	32.4
23. BASIC TRAINEE '65	28.79	1.49	5.18%	2527	25.4	26.4	26.9	27.8	28.8	29.7	30.7	31.3	32.6
25. USAF FLY PRSNL '67	29.99	1.41	4.70%	2420	26.7	27.7	28.2	29.0	30.0	30.9	31.8	32.4	33.9
26. STUDENT PLT '67	30.00	1.34	4.47%	505	27.0	27.9	28.3	29.0	30.0	31.0	31.8	32.3	32.9
27. RATED PILOTS '67	30.02	1.40	4.66%	1187	26.5	27.7	28.3	29.1	30.0	30.9	31.8	32.4	33.5
28. SDI NAVIGAT '67	30.27	1.55	5.12%	188	27.9	27.9	28.4	29.2	30.2	31.3	32.4	33.0	
29. --BIO-NAVIGAT--'67	29.86	1.44	4.82%	505	26.9	27.5	28.0	28.9	29.9	30.8	31.7	32.2	33.3
48. NATO SURVEY-60/61	27.71	1.26	4.55%	3325	24.9	25.7	26.1	26.8	27.7	28.5	29.3	29.8	30.8
49. TURKISH MIL '60	27.51	1.21	4.40%	912	24.8	25.6	26.0	26.7	27.5	28.3	29.1	29.6	30.4
50. GREEK MILIT '61	27.73	1.19	4.29%	1071	25.0	25.8	26.2	26.9	27.7	28.5	29.3	29.8	30.6
51. ITALIAN MIL '61	27.82	1.32	4.74%	1342	25.0	25.7	26.1	26.9	27.6	28.7	29.5	30.0	31.1
59. GERMAN AVIATORS	28.42	1.62	5.70%	1006	24.5	25.6	26.3	27.4	28.5	29.5	30.5	31.0	32.2
65. ROYAL ARMOR CORP	28.23	1.57	5.56%	500	25.5	26.5	26.2	27.3	28.2	29.2	30.1	30.7	
66. ROYAL AIR FORCE	28.84	1.42	4.92%	1938	25.5	26.5	26.2	27.3	28.2	29.2	30.1	30.7	32.4
67. RAF AIRCREW	25.97	1.26	4.85%	200	23.7	24.7	24.3	25.0	25.8	26.7	27.2	27.9	
70. NEW ZEALAND AIRF.	27.04	1.39	5.14%	238	(23.8)	(24.8)	(25.1)	(26.1)	(26.1)	(28.0)	(28.0)	(29.3)	

ENGLISH VALUES	MEAN	STD DEV	COEF OF V	-V-	1ST	5TH	10TH	25TH	50TH	75TH	90TH	95TH	99TH
318. ELBOW-ELBOW BREADTH-CONTINUED													
37. HEALTH EXAM/M '62	16.53	1.83	11.07%	3031	12.9	13.8	14.3	15.2	16.4	17.8	19.1	19.9	21.4
38. ALIEN EXAM-25-46	16.47	1.79	10.87%	1012	13.0	13.8	14.3	15.2	16.4	17.7	19.0	19.8	21.4
48. NATO SURVEY-60/61	17.93	1.19	6.64%	3325	15.5	16.1	16.4	17.1	17.9	18.7	19.4	19.9	21.0
49. TURKISH MIL. '60	17.65	1.26	6.80%	912	15.3	15.8	16.2	16.8	17.6	18.4	19.2	19.7	20.9
50. GREEK MILIT '61	17.65	1.06	6.01%	1071	15.2	16.0	16.3	16.9	17.6	18.4	19.1	19.5	20.2
51. ITALIAN MIL. '61	18.34	1.15	6.27%	1342	16.0	16.5	16.9	17.6	18.3	19.1	19.8	20.3	21.5
59. GERMAN AVIATORS	17.76	1.45	8.16%	1006	14.8	15.5	16.0	16.7	17.7	18.7	19.7	20.3	21.4
60. GERMAN 20 YR OLDS	16.42	1.34	8.16%	7144		14.5	14.9	15.6	16.4	17.3	18.3	19.0	
61. GERMANS/25-40 YRS	17.52	1.22	6.96%	2643		15.6	16.0	16.7	17.5	18.3	19.3	19.7	
86. R.O.K.A.F. PILOTS	16.34	1.10	6.73%	254		14.8	15.0	15.6	16.3	17.0	17.8	18.4	
87. KOREAN FORCES -65	15.83	1.06	6.70%	3747		14.2	14.6	15.2	15.9	16.5	17.1	17.5	
90. IRANIAN MILITARY	16.51	1.38	8.36%	9414		14.6	15.0	15.6	16.4	17.3	18.3	19.1	
322. ELBOW-GRIP LENGTH.....													
25. USAF FLY PRSNL '67	13.86	.64	4.62%	2420	12.5	12.8	13.1	13.4	13.9	14.3	14.7	14.9	15.4
26. STUDENT PLT '67	13.88	.60	4.32%	505	12.6	12.9	13.1	13.5	13.9	14.3	14.7	14.9	15.3
27. RATED PILOTS '67	13.87	.04	4.61%	1187	12.4	12.9	13.1	13.4	13.9	14.3	14.7	15.0	15.4
28. SDT NAVIGAT '67	13.91	.64	4.60%	188		12.9	13.1	13.4	13.9	14.4	14.8	15.0	
29. RTD NAVIGAT '67	13.80	.65	4.71%	505	12.4	12.8	13.0	13.4	13.8	14.2	14.7	14.9	15.4
324. ELBOW-WRIST LENGTH.....													
19. USAF SURVEY 1965	11.34	.58	5.11%	3859	10.0	10.4	10.6	11.0	11.3	11.7	12.1	12.3	12.8
20. OFFICERS---1965	11.39	.55	4.83%	549	10.2	10.5	10.7	11.0	11.4	11.8	12.1	12.3	12.7
21. ENLISTED MEN '65	11.34	.59	5.20%	732	10.1	10.4	10.6	10.9	11.3	11.7	12.1	12.4	12.8
23. BASIC TRAINEE '65	11.34	.59	5.20%	2527	10.0	10.4	10.6	10.9	11.3	11.7	12.1	12.3	12.8
25. USAF FLY PRSNL '67	11.81	.56	4.74%	2420	10.5	10.9	11.1	11.4	11.8	12.2	12.5	12.7	13.2
26. STUDENT PLT '67	11.81	.53	4.49%	505	10.6	11.0	11.1	11.4	11.8	12.2	12.5	12.7	13.0
27. RATED PILOTS '67	11.82	.55	4.65%	1187	10.5	10.9	11.1	11.5	11.8	12.2	12.5	12.7	13.2
28. SDT NAVIGAT '67	11.92	.61	5.12%	188		11.0	11.2	11.5	11.9	12.3	12.7	13.0	
29. RTD NAVIGAT '67	11.76	.57	4.85%	505	10.6	10.8	11.0	11.4	11.8	12.1	12.5	12.7	13.1
48. NATO SURVEY-60/61	10.91	.49	4.49%	3325	9.8	10.1	10.3	10.6	10.9	11.2	11.6	11.8	12.1
49. TURKISH MIL. '60	10.83	.48	4.43%	912	9.8	10.1	10.2	10.5	10.8	11.2	11.5	11.7	12.0
50. GREEK MILIT '61	10.92	.47	4.30%	1071	9.8	10.2	10.3	10.6	10.9	11.2	11.5	11.7	12.1
51. ITALIAN MIL. '61	10.95	.52	4.75%	1342	9.8	10.1	10.3	10.6	10.9	11.3	11.6	11.8	12.2
59. GERMAN AVIATORS	11.19	.64	5.72%	1006	9.6	10.1	10.4	10.8	11.2	11.6	12.0	12.2	12.7
65. ROYAL ARMOR CORP	11.11	.62	5.58%	500		10.0	10.3	10.7	11.1	11.5	11.9	12.1	
66. ROYAL AIR FORCE	11.35	.56	4.93%	1998	10.0	10.4	10.7	11.0	11.4	11.7	12.1	12.3	12.8
67. RAF AIRCREW	10.22	.50	4.89%	260		9.3	9.6	9.9	10.2	10.5	10.7	11.0	
70. NEW ZEALAND AIRF.	10.65	.55	5.16%	238									

METRIC VALUES	MEAN	STD DEV	COEF OF V	-N-	1ST	5TH	10TH	25TH	50TH	75TH	90TH	95TH	99TH
320. EYE HEIGHT.....													
13. AIR TRAFFIC CNTRL	164.77	6.18	3.75%	678	154.7	157.2	160.4	164.5	168.7	172.4	174.6		
18. USAE-ELY PRSNTL	164.34	6.02	3.66%	4000	150.1	154.4	156.7	160.3	164.4	168.3	172.0	174.3	178.8
42. SWEDISH-IND-ARRGE	153.40	6.20	4.04%	77	(143.2)		(149.2)		(157.6)		(163.6)		
52. BANTU MINERS	156.92	6.11	3.89%	485	147.7			156.6			167.0		
53. FRENCH ARMY	162.42	6.41	3.95%	732	152.3	154.3	158.0	162.4	166.8	170.5	173.6		
54. FRENCH PILOTS	165.81	5.38	3.24%	65	156.4	158.5	161.7	165.9	170.0	172.8	173.9		
55. FRENCH STUO PILOT	164.00	5.63	3.43%	101	155.9	156.6	160.2	163.6	167.8	171.7	174.0		
56. FRENCH NAVY -I	161.63	6.28	3.89%	212	151.4	153.4	157.1	161.7	166.2	169.9	171.9		
57. FRENCH NAVY -II	163.58	6.18	3.78%	100	153.6	155.0	159.1	163.9	168.3	171.4	173.9		
68. KCAF PILOTS	164.71	5.71	3.47%	314	155.7	157.7	160.7	164.5	168.4	172.4	174.4		
69. KCAF NAVIGATORS	163.93	6.17	3.76%	290	153.4	155.9	159.7	163.5	168.1	172.7	174.7		
70. NEW ZEALAND AIRF.	166.46	6.52	3.92%	238	(155.7)		(162.1)		(170.9)		(177.2)		
78. SOUTH AFRICANS	163.88	6.03	3.68%	1446	153.9			163.4			173.9		
80. JAPANESE AIRFORCE	154.66	5.10	3.30%	1176	147.0	148.5	151.2	154.4	157.9	161.2	163.3		
81. JAPAN AF PILOTS	156.04	4.83	3.10%	210	148.8	150.2	152.7	155.8	159.1	162.3	164.3		
82. JAPAN AF NAVIG	154.48	5.08	3.29%	538	146.9	148.4	151.0	154.2	157.6	160.9	163.0		
86. R.O.K.A.F. PILOTS	157.62	4.92	3.12%	254	149.1	150.7	154.2	157.6	161.4	163.5	165.0		
88. SWEDISH IND WKRM	163.00	6.80	4.17%	87	(151.8)		(158.4)		(167.6)		(174.2)		
330. EYE HEIGHT, SITTING.....													
1. STEWARDESSES 1971	76.00	2.75	3.62%	423	71.5	72.5	74.2	76.0	77.9	79.6	80.6		
3. WAS PILOTS	76.10	2.40	3.15%	443	72.4	73.1	74.3	76.0	77.7	79.1	80.1		
4. AAF NURSES	74.30	2.90	3.90%	151	69.3	70.5	72.8	74.4	76.2	77.7	78.8		
7. AIR FORCE WMN '68	73.70	3.06	4.15%	1915	68.7	69.8	71.6	73.7	75.7	77.7	78.8		81.1
8. WAF-NURSE OFCRS	74.41	3.07	4.13%	548	67.7	69.5	70.5	72.3	74.4	76.5	78.4	79.6	81.7
9. ENLISTED WAFS/M	73.70	2.89	3.92%	1216	67.3	69.0	70.0	71.7	73.7	75.6	77.4	78.6	80.9
10. ENLISTED WAFS/B	70.85	2.77	3.91%	131	66.4	67.3	68.9	70.8	72.6	74.4	75.5		
13. AIR TRAFFIC CNTRL	81.56	3.24	3.97%	681	76.1	77.4	79.1	81.4	83.3	85.5	86.7		
18. USAF FLY PRSNTL	79.96	3.19	3.99%	4000	72.4	74.2	75.9	77.8	80.0	82.1	84.0	85.2	87.4
19. USAF SURVEY 1965	79.73	3.31	4.15%	3869	71.8	74.2	75.4	77.5	79.8	82.0	83.9	85.1	87.4
20. OFFICERS---1965	80.38	3.12	3.88%	549	73.5	75.3	76.3	78.2	80.3	82.5	84.4	85.5	87.5
21. ENLISTED MEN '65	79.17	3.39	4.28%	732	70.3	73.6	75.0	77.1	79.2	81.3	83.4	84.7	87.3
23. BASIC TRAINEES	79.77	3.30	4.14%	2527	71.9	74.2	75.4	77.6	79.9	82.1	84.0	85.1	87.4
24. NAVY FLYERS '64	80.18	3.01	3.75%	1529	73.3	75.4	76.4	78.1	80.1	82.1	84.1	85.4	87.8
25. USAF FLY PRSNTL	80.95	3.02	3.73%	2420	74.1	76.2	77.2	78.9	80.9	82.9	84.9	86.1	88.3
26. STUDENT PLT '67	80.77	2.77	3.43%	505	75.1	76.6	77.4	78.7	80.5	82.6	84.7	85.8	87.6
27. RATED PILOTS '67	80.91	2.96	3.66%	1187	73.9	76.1	77.2	79.0	80.9	82.8	84.7	85.9	88.3
28. SOT NAVIGAT '67	81.49	3.37	4.14%	188	75.9	77.1	79.2	81.5	83.7	85.7	87.7	89.0	
29. RTO NAVIGAT '67	81.07	3.22	3.97%	505	74.2	76.0	77.0	78.8	80.9	83.3	85.4	85.7	88.7
30. ARMY SOLDIERS '66	78.72	3.57	4.54%	6682	70.1	72.8	74.1	76.4	78.8	81.2	83.3	84.6	87.0
31. NAVY ENLISTED '66	79.88	3.17	3.97%	4095	72.6	74.8	75.9	77.7	79.8	82.0	84.1	85.2	87.3
33. MARINE ENLIST '66	78.64	3.34	4.25%	2008	70.7	72.9	74.2	76.4	78.8	81.0	82.9	84.0	86.1

ENGLISH VALUES	MEAN	STD DEV	COEF OF V	-V-	1ST	5TH	10TH	25TH	50TH	75TH	90TH	95TH	99TH
-- -- -- -- -- PERCENTILES -- -- -- -- --													
328. EYE HEIGHT.....													
33. AIR TRAFFIC CNTRL	64.87	2.43	3.75%	678	60.9	61.9	63.1	64.8	66.4	67.9	68.7		
34. USAE-ELX PRSNL '50	64.70	2.37	3.66%	400J	60.8	61.7	63.1	64.7	66.3	67.7	68.6		70.4
35. SWEDISH IND WGRM	60.39	2.44	4.04%	77	(56.4)	(58.7)	(58.7)	(62.0)	(64.4)	(64.4)			
36. BANTU MINERS	61.78	2.41	3.90%	485	58.1	60.7	62.2	63.9	65.7	67.1	68.3		
37. FRENCH ARMY	63.94	2.52	3.94%	792	60.0	62.4	63.7	65.3	66.9	68.0	68.5		
38. FRENCH PILOTS	65.28	2.12	3.25%	05	61.6	62.4	63.7	65.3	66.9	67.6	68.5		
39. FRENCH STUD PILOT	64.57	2.22	3.44%	101	59.6	60.4	61.9	63.7	65.4	66.9	67.7		
40. FRENCH NAVY -I	63.63	2.47	3.88%	212	60.5	61.0	62.6	64.5	66.3	67.5	68.5		
41. FRENCH NAVY -II	64.40	2.43	3.77%	100	61.3	62.1	63.3	64.8	66.3	67.9	68.7		
42. RCAF PILOTS	64.85	2.25	3.47%	314	60.4	61.4	62.9	64.4	66.2	68.0	68.8		
43. RCAF NAVIGATORS	64.54	2.43	3.77%	290	(61.3)	(63.8)	(63.8)	(67.3)	(69.8)	(69.8)			
44. NEW ZEALAND AIRF.	65.54	2.57	3.92%	238	60.6	61.9	63.1	64.8	66.4	67.9	68.5		
45. SOUTH AFRICANS	64.52	2.37	3.67%	1446	57.9	58.5	59.5	60.8	62.2	63.5	64.3		
46. JAPANESE AIRFORCE	60.89	2.01	3.30%	1176	58.6	59.1	60.1	61.3	62.6	63.9	64.7		
47. JAPAN AF PILOTS	61.43	1.90	3.09%	210	57.8	58.4	59.4	60.7	62.0	63.3	64.2		
48. JAPAN AF NAVIG	60.82	2.00	3.29%	538	58.7	59.3	60.7	62.1	63.5	64.4	65.0		
49. R.O.K.A.F. PILOTS	62.05	1.94	3.13%	264	(59.8)	(62.4)	(62.4)	(66.0)	(68.6)	(68.6)			
50. SWEDISH IND WGRM	64.17	2.67	4.16%	87									
330. EYE HEIGHT, SITTING.....													
1. STEWARDSES 1971	29.92	1.08	3.61%	423	28.1	28.5	29.2	29.9	30.7	31.3	31.7		
2. WAS PILOTS	30.00	.90	3.00%	443	28.5	28.8	29.3	29.9	30.6	31.1	31.6		
3. AAF NURSES	1942	29.30	1.10	3.75%	151	27.3	27.8	28.7	29.3	30.0	30.6		
4. AIR FORCE WGRM '68	29.02	1.20	4.14%	1905	26.3	27.1	27.5	28.2	29.0	29.8	30.6		32.0
5. MAF-NURSE OFCRS	29.30	1.21	4.13%	548	26.6	27.4	27.8	28.5	29.3	30.1	30.9		32.2
6. ENLISTED WAFS/W	29.02	1.14	3.93%	1216	26.5	27.2	27.6	28.2	29.0	29.8	30.5		31.8
7. ENLISTED WAFS/W	27.89	1.09	3.91%	131	26.1	26.5	27.1	27.9	28.6	29.3	29.7		
8. AIR TRAFFIC CNTRL	32.11	1.28	3.99%	681	30.0	30.5	31.2	32.0	32.8	33.6	34.2		
9. USAF FLY PRSNL '50	31.48	1.25	3.97%	4030	28.5	29.2	29.9	30.6	31.5	32.3	33.1		34.4
10. USAF SURVEY	1965	31.39	1.30	3.89%	549	28.3	29.7	30.5	31.4	32.3	33.1		34.4
11. OFFICERS---1965	31.65	1.23	3.89%	549	29.0	29.6	30.1	30.8	31.6	32.5	33.2		34.5
12. ENLISTED MEN '65	31.17	1.33	4.27%	792	27.7	29.0	29.5	30.3	31.2	32.0	32.8		34.4
13. BASIC TRAINEES	31.41	1.30	4.14%	2527	28.3	29.2	29.7	30.5	31.4	32.3	33.1		34.4
14. NAVY FLYERS '64	31.57	1.18	3.74%	1529	28.8	29.7	30.1	30.8	31.5	32.3	33.1		34.6
15. USAF FLY PRSNL '67	31.87	1.19	3.73%	2420	29.2	30.0	30.4	31.1	31.8	32.7	33.4		34.8
16. STUDENT PLT '67	31.80	1.09	3.43%	505	29.6	30.2	30.5	31.0	31.7	32.5	33.3		34.5
17. RATED PILOTS '67	31.85	1.16	3.64%	1187	29.1	30.0	30.4	31.1	31.8	32.6	33.3		34.8
18. SDT NAVIGAT '67	32.08	1.33	4.15%	188	29.9	30.4	31.2	32.1	33.0	33.8	34.3		
19. RTO NAVIGAT '67	31.92	1.27	3.98%	505	29.2	29.9	30.3	31.0	31.9	32.8	33.6		34.9
20. ARMY SOLDIERS '66	30.99	1.41	4.55%	6682	27.6	28.7	29.2	30.1	31.0	32.0	32.8		34.3
21. NAVY ENLISTED '66	31.45	1.25	3.97%	4095	28.6	29.4	29.9	30.6	31.4	32.3	33.1		34.4
22. MARINE ENLIST '66	30.96	1.31	4.23%	2008	27.8	28.7	29.2	30.1	31.0	31.9	32.6		33.9

METRIC VALUES	MEAN	STD DEV	COEF OF V	-V-	1ST	5TH	10TH	25TH	50TH	75TH	90TH	95TH	99TH
330. EYE HEIGHT, SITTING-CONTINUED													
34. ARMY AVIATORS '59	78.48	3.25	4.14%	500	73.1	74.4	76.1	78.4	80.7	82.8	84.0		
35. ARMY HELIO STONTS	79.60	3.00	3.77%	1640	74.6	75.8	77.6	79.7	81.7	83.5	84.7		
36. ARMY AVIATORS '70	78.80	3.15	4.00%	1482	71.3	73.6	76.7	78.8	80.9	82.8	84.0	86.5	
42. GERMAN OFFC WKRF	74.20	3.70	4.99%	1156	(68.1)	(71.7)	(75.7)	(76.7)	(76.7)	(80.3)			
45. AUSTRALIAN PILOT/F	75.73	3.01	3.97%	35	70.8	71.9	73.6	75.7	77.7	79.6	80.7		
47. SWEDISH INQ-WKBE	75.40	3.00	3.98%	77	(70.5)	(73.4)	(77.4)	(77.4)	(80.3)				
48. NATO SURVEY-60/61	77.89	2.98	3.83%	3325	71.0	73.0	74.1	75.9	77.9	79.9	81.8	82.8	84.8
49. TURKISH MIL '60	77.52	3.06	3.95%	912	70.7	72.5	73.5	75.4	77.5	79.6	81.5	82.6	84.7
50. GREEK MILIT '61	78.05	2.87	3.68%	1071	71.7	73.4	74.4	76.1	78.0	80.1	81.8	82.8	84.4
51. ITALIAN MIL '61	78.01	2.98	3.82%	1342	71.1	73.1	74.2	76.0	78.0	80.0	81.8	82.9	85.3
52. BANTU MINERS	74.73	2.88	3.85%	485	70.0	72.2	74.2	76.0	78.0	80.0	81.8	82.9	85.3
53. FRENCH ARMY	81.35	3.27	4.02%	794	76.3	77.2	79.1	81.5	83.5	85.5	86.8		
54. FRENCH PILOTS	83.38	3.23	3.87%	65	77.5	79.0	81.1	84.0	85.9	86.9	87.7		
55. FRENCH STUD PILOT	82.02	3.13	3.82%	101	76.8	78.4	79.8	81.8	84.2	85.6	86.8		
56. FRENCH NAVY -I	81.03	3.06	3.78%	212	75.8	77.1	78.8	81.0	83.4	84.7	85.7		
57. FRENCH NAVY -II	81.69	3.24	3.97%	100	76.7	77.7	79.7	81.4	83.5	86.0	85.7		
59. GERMAN AVIATORS	80.00	3.08	3.85%	1006	74.7	75.8	77.8	80.1	82.2	83.9	84.9	86.8	
60. GERMAN 20 YR OLDS	79.70	3.40	4.27%	7144	74.2	75.4	77.4	79.7	82.0	84.2	85.5		
61. GERMANS/25-40 YRS	80.20	3.10	3.87%	2643	75.2	76.2	78.0	80.4	82.0	84.2	85.3		
70. NEW ZEALAND AIRF.	80.58	3.35	4.16%	238	(75.1)	(78.3)			(82.8)				
71. AUSTRALIAN CADETS	80.20	3.60	4.49%	37	72.6								
72. AUSTRALIAN RATED	80.50	3.23	4.01%	384	75.1								
75. LATIN AMERICANS	73.70	4.00	5.43%	1985	68.7	70.4	72.5	74.8	76.9	78.9	80.1	86.1	
76. AUSTRALIAN PILOT/M	79.94	3.12	3.90%	75	74.8	75.9	77.8	79.9	82.0	83.9	85.1	86.3	
80. JAPANESE AIRFORCE	78.57	2.81	3.58%	1176	74.1	75.1	76.7	78.5	80.4	82.2	83.3		
81. JAPAN AF PILOTS	79.45	2.86	3.60%	210	74.9	75.9	77.6	79.4	81.3	83.0	84.0		
82. JAPAN AF NAVIG	78.39	2.72	3.47%	538	74.0	74.9	76.5	78.3	80.2	81.9	83.0		
84. THAI MILITARY	74.70	3.20	4.28%	2950	70.0	71.0	73.0	75.0	77.0	79.0	80.0		
85. VIETNAM MILITARY	73.03	3.22	4.41%	2128	67.7	68.9	70.9	73.0	75.2	77.1	78.3	80.6	
86. R.O.K.A.F. PILOTS	79.20	3.17	4.00%	264	74.0	75.2	77.0	79.0	81.3	83.2	84.7		
87. KOREAN FORCES -65	75.10	3.10	4.13%	3747	72.8	74.3	76.3	78.2	80.2	81.8	82.7		
88. SWEDISH IND WKRF/M	78.50	4.20	5.35%	87	(71.6)	(75.7)			(81.3)				
89. SWEDISH AVIATORS	82.96	3.19	3.85%	240	(77.7)	(80.8)			(85.1)				
90. IRANIAN MILITARY	76.71	3.25	4.24%	9414	71.3	72.5	74.5	76.7	78.9	80.9	82.1		
334. FEMORAL BREADTH.....													
1. STEWARDSESSES 1971	8.86	.39	4.40%	421	8.3	8.4	8.7	8.9	9.2	9.4	9.6		
7. AIR FORCE WMN '68	8.12	.45	5.54%	1905	7.0	7.4	7.6	7.8	8.1	8.4	8.7	8.9	9.2
8. WAF-NURSE OFCRS	8.20	.45	5.49%	548	7.0	7.5	7.6	7.9	8.2	8.5	8.8	9.0	9.2
9. UNLISTED WAFS/M	8.08	.45	5.57%	1216	7.0	7.4	7.5	7.8	8.1	8.4	8.7	8.8	9.2
10. UNLISTED WAFS/ZB	8.12	.44	5.42%	131	7.4	7.6	7.8	8.1	8.4	8.7	8.8		
19. USAF SURVEY 1965	9.60	.49	5.10%	3869	8.6	8.9	9.0	9.3	9.6	9.9	10.3	10.5	10.8

ENGLISH VALUES	MEAN	STD DEV	COEF OF V	-N-	1ST	5TH	10TH	25TH	50TH	75TH	90TH	95TH	99TH
330. EYE HEIGHT, SITTING-CONTINUED													
34. ARMY AVIATORS '59	30.90	1.28	4.14%	500		28.8	29.3	30.0	30.9	31.8	32.6	33.1	
35. ARMY HELIO STONTS	31.40	1.20	3.82%	1640		29.4	29.8	30.5	31.4	32.2	32.9	33.3	
36. ARMY AVIATORS '70	31.02	1.24	4.00%	1482		29.0	29.5	30.2	31.0	31.8	32.6	33.1	
42. GERMAN OFFC WKR/F	29.21	1.46	5.00%	1166	(26.8)			(28.2)		(30.2)		(31.6)	
45. AUSTRALIAN PILOT/F	29.81	1.19	3.99%	35		27.9	28.3	29.0	29.8	30.6	31.3	31.8	
47. SWEDISH-IND-MBZLE	29.68	1.18	3.98%	77	(27.7)			(28.9)		(30.5)		(31.6)	
48. NATO SURVEY-60/61	30.67	1.17	3.81%	3325	28.0	28.7	29.2	29.9	30.7	31.5	32.2	32.6	33.4
49. TURKISH MIL. '60	30.52	1.20	3.93%	912	27.8	28.5	28.9	29.7	30.5	31.3	32.1	32.5	33.4
50. GREEK MILIT '61	30.73	1.13	3.68%	1071	28.2	28.9	29.3	30.0	30.7	31.5	32.2	32.6	33.2
51. ITALIAN MIL. '61	30.71	1.17	3.81%	1342	28.0	28.8	29.2	29.9	30.7	31.5	32.2	32.7	33.6
52. BANTU MINERS	29.42	1.13	3.84%	485		27.6			29.4			31.2	
53. FRENCH ARMY	32.03	1.29	4.03%	794		30.0	30.4	31.1	32.1	32.9	33.7	34.2	
54. FRENCH PILOTS	32.83	1.27	3.87%	65		30.5	31.1	31.9	33.1	33.8	34.2	34.5	
55. FRENCH STUD PILOT	32.29	1.23	3.81%	101		30.2	30.9	31.4	32.2	33.1	33.7	34.2	
56. FRENCH NAVY -I	31.90	1.20	3.76%	212		29.8	30.4	31.0	31.9	32.8	33.3	33.7	
57. FRENCH NAVY -II	32.16	1.28	3.98%	100		30.2	30.6	31.4	32.0	32.9	33.9	34.1	
59. GERMAN AVIATORS	31.50	1.21	3.84%	1006		29.4	29.9	30.7	31.5	32.4	33.0	33.4	34.2
60. GERMAN 20 YR OLDS	31.38	1.34	4.27%	7144	28.8	29.2	29.7	30.5	31.4	32.3	33.1	33.7	
61. GERMANS/25-40 YRS	31.57	1.22	3.86%	2643		29.6	30.0	30.7	31.7	32.3	33.1	33.6	
70. NEW ZEALAND AIRF.	31.72	1.32	4.16%	238	(29.5)			(30.8)		(32.6)		(33.9)	
71. AUSTRALIAN CADETS	31.57	1.42	4.50%	97		28.6			31.2			33.9	
72. AUSTRALIAN RATED	31.69	1.27	4.01%	384		29.8			31.9			34.0	
75. LATIN AMERICANS	29.00	1.60	5.52%	1985		27.0	27.7	28.5	29.4	30.3	31.1	31.5	
76. AUSTRALIAN PILOT/M	31.47	1.23	3.91%	75		29.4	29.9	30.6	31.5	32.3	33.0	33.5	
80. JAPANESE AIRFORCE	30.93	1.11	3.59%	1176		29.2	29.6	30.2	30.9	31.7	32.4	32.8	
81. JAPAN AF PILOTS	31.28	1.13	3.61%	210		29.5	29.9	30.6	31.3	32.0	32.7	33.1	
82. JAPAN AF NAVIG	30.86	1.07	3.47%	538		29.1	29.5	30.1	30.8	31.6	32.2	32.7	
84. THAI MILITARY	29.40	1.25	4.25%	2950		27.6	28.0	28.7	29.5	30.3	31.1	31.5	
85. VIETNAM MILITARY	28.75	1.27	4.42%	2128	25.9	26.7	27.1	27.9	28.8	29.6	30.4	30.8	31.7
86. R.O.A.F. PILOTS	31.19	1.25	4.01%	264		29.1	29.6	30.3	31.1	32.0	32.7	33.4	
87. KOREAN FORCES -65	29.57	1.22	4.13%	3747		28.7	29.3	30.0	30.8	31.6	32.2	32.6	
88. SWEDISH IND WKR/H	30.90	1.65	5.34%	87	(28.2)			(29.8)		(32.0)		(33.6)	
89. SWEDISH AVIATORS	32.66	1.26	3.86%	240	(30.6)			(31.8)		(33.5)		(34.7)	
90. IRANIAN MILITARY	30.20	1.28	4.24%	9414	28.1	28.5	29.3	30.2	31.1	31.9	32.3	32.3	
334. FEMORAL BREADTH.....													
1. STEWARDESSES 1971	3.49												
7. AIR FORCE WMN '68	3.20	.15	4.30%	421		3.3	3.3	3.4	3.5	3.6	3.7	3.8	
8. WAF-NURSE OFRS	3.23	.18	5.63%	1905	2.8	2.9	3.0	3.1	3.2	3.3	3.4	3.5	3.6
9. ENLISTED WAFS/M	3.18	.18	5.57%	548	2.8	2.9	3.0	3.1	3.2	3.3	3.4	3.5	3.6
10. ENLISTED WAFS/B	3.20	.17	5.31%	131	2.7	2.9	3.0	3.1	3.2	3.3	3.4	3.5	
19. USAF SURVEY 1965	3.78	.19	5.03%	3869	3.4	3.5	3.5	3.7	3.8	3.9	4.0	4.1	4.3

METRIC VALUES	MEAN	STD DEV	COEF OF V	-V-	1ST	5TH	10TH	25TH	50TH	75TH	90TH	95TH	99TH
334. FEMORAL BREADTH-CONTINUED													
20. OFFICERS---1965	9.55	.48	5.03%	549	8.6	8.8	9.0	9.2	9.5	9.9	10.2	10.4	10.7
21. ENLISTED MEN'65	9.55	.49	5.13%	792	8.5	8.8	9.0	9.2	9.5	9.9	10.2	10.4	10.8
23. BASIC TRAINEE'65	9.63	.49	5.09%	2527	8.6	8.9	9.0	9.3	9.6	9.9	10.3	10.5	10.9
25. USAF FLY PRSNL'67	9.98	.45	4.51%	2420	9.0	9.3	9.4	9.7	10.0	10.3	10.6	10.7	11.1
26. STUDENT PLT '67	9.94	.42	4.23%	505	9.0	9.3	9.4	9.7	9.9	10.2	10.5	10.7	11.0
27. RATED PILOTS'67	10.00	.46	4.60%	1187	9.0	9.3	9.4	9.7	10.0	10.3	10.6	10.8	11.2
28. SOT NAVIGAT '67	9.97	.45	4.51%	188	9.0	9.2	9.4	9.7	10.0	10.3	10.6	10.7	11.2
29. RTO NAVIGAT '67	9.97	.45	4.51%	505	9.0	9.2	9.4	9.7	10.0	10.3	10.6	10.7	11.2
32. NAVY DIVERS '72	9.56	.68	7.11%	100	8.4	8.4	8.7	9.1	9.6	10.0	10.4	10.7	11.2
36. ARMY AVIATORS '70	9.39	.43	4.58%	1452	8.4	8.7	8.8	9.1	9.4	9.7	10.0	10.1	10.4
336. FEMORAL BREADTH, II.....													
7. AIR FORCE WMN '68	8.14	.44	5.41%	1905	7.1	7.4	7.6	7.8	8.1	8.4	8.7	8.9	9.2
8. WAF-NURSE OFCRS	8.23	.44	5.35%	548	7.2	7.5	7.7	7.9	8.2	8.5	8.8	9.0	9.2
9. ENLISTED WAFS/W	8.10	.43	5.31%	1216	7.1	7.4	7.6	7.8	8.1	8.4	8.7	8.8	9.2
10. ENLISTED WAFS/W	8.14	.43	5.28%	131	7.1	7.5	7.6	7.9	8.1	8.4	8.7	8.8	9.2
25. USAF FLY PRSNL'67	9.96	.45	4.52%	2420	9.0	9.2	9.4	9.7	10.0	10.3	10.6	10.7	11.1
26. STUDENT PLT '67	9.92	.43	4.33%	505	9.0	9.2	9.4	9.6	9.9	10.2	10.5	10.6	11.0
27. RATED PILOTS'67	9.99	.46	4.60%	1187	9.0	9.3	9.4	9.7	10.0	10.3	10.6	10.8	11.1
28. SOT NAVIGAT '67	9.95	.47	4.72%	188	9.0	9.1	9.3	9.6	10.0	10.3	10.6	10.7	11.2
29. RTO NAVIGAT '67	9.96	.45	4.52%	505	9.0	9.2	9.4	9.6	10.0	10.3	10.5	10.7	11.2
340. FIBULAR HEIGHT.....													
25. USAF FLY PRSNL'67	43.87	2.25	5.13%	2420	38.8	40.2	41.0	42.3	43.8	45.3	46.7	47.6	49.4
26. STUDENT PLT '67	43.89	2.18	4.97%	505	39.5	40.4	41.1	42.3	43.9	45.4	46.8	47.6	49.1
27. RATED PILOTS'67	43.90	2.26	5.15%	1187	38.4	40.2	41.1	42.4	43.9	45.4	46.7	47.6	49.2
28. SOT NAVIGAT '67	44.04	2.20	5.00%	188	38.9	40.5	41.2	42.5	44.0	45.6	47.0	47.8	50.0
29. RTO NAVIGAT '67	43.74	2.30	5.26%	505	38.9	40.1	40.9	42.2	43.7	45.2	46.7	47.7	50.0
344. FINGER DIAMETER.....													
18. USAF FLY PRSNL'50	2.13	.12	5.63%	4600	1.9	2.0	2.0	2.1	2.2	2.3	2.3	2.4	2.4
48. NATO SURVEY-60/61	2.15	.14	6.51%	3325	1.8	1.9	2.0	2.1	2.2	2.2	2.3	2.4	2.5
49. TURKISH MIL.'60	2.06	.15	7.28%	912	1.8	1.9	2.0	2.0	2.1	2.2	2.3	2.4	2.5
50. GREEK MILIT '61	2.18	.11	5.05%	1071	1.9	2.0	2.0	2.1	2.2	2.3	2.3	2.4	2.5
51. ITALIAN MIL.'61	2.19	.12	5.48%	1342	1.9	2.0	2.0	2.1	2.2	2.3	2.4	2.4	2.5
80. JAPANESE AIRFORCE	2.08	.10	4.81%	1176	1.9	1.9	2.0	2.0	2.1	2.1	2.2	2.2	2.2
81. JAPAN AF PILOTS	2.07	.10	4.83%	210	1.9	1.9	2.0	2.0	2.1	2.1	2.2	2.2	2.2
82. JAPAN AF NAVIG	2.08	.10	4.81%	538	1.9	1.9	2.0	2.0	2.1	2.1	2.2	2.2	2.2
345. FINGER II-CROTCH LENGTH.....													
39. LAW ENFORCE OFFCR	12.62	.76	6.02%	2987	11.0	11.4	11.7	12.1	12.6	13.1	13.7	13.9	14.6

ENGLISH VALUES	MEAN	STD DEV	COEF OF V	-V-	1ST	5TH	10TH	25TH	50TH	75TH	90TH	95TH	99TH
-- -- -- -- -- PERCENTILES -- -- -- -- --													
334. FEMORAL BREADTH-CONTINUED													
20. OFFICERS---1965	3.76	.19	5.05%	549	3.4	3.5	3.5	3.6	3.8	3.9	4.0	4.1	4.2
21. ENLISTED MEN'65	3.76	.19	5.05%	792	3.3	3.5	3.5	3.6	3.7	3.9	4.0	4.1	4.2
23. BASIC TRAINEE'65	3.79	.19	5.01%	2527	3.4	3.5	3.6	3.7	3.8	3.9	4.1	4.1	4.3
25. USAF FLY PRSNL'67	3.93	.18	4.58%	2420	3.5	3.6	3.7	3.8	3.9	4.0	4.2	4.2	4.4
26. STUDENT PLT '67	3.91	.17	4.35%	505	3.5	3.7	3.7	3.8	3.9	4.0	4.1	4.2	4.4
27. RATED PILOTS'67	3.94	.18	4.57%	1187	3.5	3.7	3.7	3.8	3.9	4.0	4.2	4.2	4.4
28. SOT NAVIGAT '67	3.93	.18	4.58%	188		3.6	3.7	3.8	3.9	4.0	4.2	4.2	4.4
29. RTD NAVIGAT '67	3.92	.18	4.59%	505	3.5	3.6	3.7	3.8	3.9	4.0	4.2	4.2	4.4
32. NAVY DIVERS '72	3.76	.27	7.18%	150		3.3	3.4	3.6	3.8	3.9	4.1	4.2	
36. ARMY AVIATORS '70	3.70	.17	4.59%	1482		3.4	3.5	3.6	3.7	3.8	3.9	4.0	
336. FEMORAL BREADTH, II.....													
7. AIR FORCE WMN '68	3.20	.17	5.31%	1905	2.8	2.9	3.0	3.1	3.2	3.3	3.4	3.5	3.6
8. WAF-NURSE OFCRS	3.24	.17	5.25%	548	2.8	3.0	3.0	3.1	3.2	3.4	3.5	3.5	3.6
9. ENLISTED WAFS/W	3.19	.17	5.33%	1216	2.8	2.9	3.0	3.1	3.2	3.3	3.4	3.5	3.6
10. ENLISTED WAFS/B	3.20	.17	5.31%	131		2.9	3.0	3.1	3.2	3.3	3.4	3.5	
25. USAF FLY PRSNL'67	3.92	.18	4.59%	2420	3.5	3.6	3.7	3.8	3.9	4.0	4.2	4.2	4.4
26. STUDENT PLT '67	3.91	.17	4.35%	505	3.5	3.6	3.7	3.8	3.9	4.0	4.1	4.2	4.3
27. RATED PILOTS'67	3.93	.18	4.58%	1187	3.5	3.7	3.7	3.8	3.9	4.1	4.2	4.2	4.4
28. SOT NAVIGAT '67	3.92	.19	4.85%	188		3.6	3.7	3.8	3.9	4.0	4.2	4.2	4.4
29. RTD NAVIGAT '67	3.92	.18	4.59%	505	3.6	3.6	3.7	3.8	3.9	4.0	4.2	4.2	4.4
340. FIBULAR HEIGHT.....													
25. USAF FLY PRSNL'67	17.27	.89	5.15%	2420	15.3	15.8	16.1	16.7	17.3	17.9	18.4	18.8	19.4
26. STUDENT PLT '67	17.28	.86	4.98%	505	15.5	15.9	16.2	16.7	17.3	17.9	18.4	18.7	19.3
27. RATED PILOTS'67	17.28	.89	5.15%	1187	15.1	15.8	16.2	16.7	17.3	17.9	18.4	18.7	19.4
28. SOT NAVIGAT '67	17.34	.86	4.96%	188		15.9	16.2	16.7	17.3	17.9	18.5	18.8	19.7
29. RTD NAVIGAT '67	17.22	.91	5.28%	505	15.3	15.8	16.1	16.6	17.2	17.8	18.4	18.8	19.7
345. FINGER II-CROTCH LENGTH.....													
18. USAF-ELY-PRSNL'50	.84	.05	5.95%	4000	.7	.8	.8	.8	.9	.9	.9	.9	1.0
48. NATO SURVEY-60/61	.85	.05	5.88%	3325	.7	.8	.8	.8	.9	.9	.9	.9	1.0
49. TURKISH MIL.'60	.81	.06	7.41%	912	.7	.8	.8	.8	.8	.9	.9	.9	1.0
50. GREEK MILIT '61	.86	.04	4.65%	1071	.7	.8	.8	.8	.9	.9	.9	.9	1.0
51. ITALIAN MIL.'61	.86	.05	5.81%	1342	.7	.8	.8	.8	.9	.9	.9	1.0	1.0
80. JAPANESE AIRFORCE	.82	.04	4.88%	1176		.7	.8	.8	.8	.8	.9	.9	
81. JAPAN AF PILOTS	.81	.04	4.94%	210		.7	.8	.8	.8	.8	.9	.9	
82. JAPAN AF NAVIG	.82	.04	4.88%	538		.7	.8	.8	.8	.8	.9	.9	
345. FINGER II-CROTCH LENGTH.....													
39. LAW ENFORCE OFFCR	4.97	.30	6.04%	2987	4.3	4.5	4.6	4.8	5.0	5.2	5.4	5.5	5.7

METRIC VALUES	MEAN	STD DEV	COEF OF V	-N-	1ST	5TH	10TH	25TH	50TH	75TH	90TH	95TH	99TH
348. FIRST PHALANX LENGTH DIGIT III													
18.USAF FLY PRSNL*50	6.78	.30	4.42%	2908	6.1	6.3	6.4	6.6	6.8	7.0	7.2	7.3	7.5
352. FIST CIRCUMFERENCE.....													
-6.HAE-BASIC-18-1952	25.08	1.32	5.26%	851		23.0	23.4	24.2	25.1	26.0	26.7	27.2	
17.USAF BASIC TR *52	28.74	1.61	5.60%	3300		26.4	26.9	27.8	28.7	29.7	30.7	31.2	
18.USAF-BLY-PRSNL*50	29.32	1.36	4.64%	4000	26.2	27.1	27.6	28.4	29.3	30.2	31.1	31.6	32.5
41.QUICK-CIVIL-WOMEN	24.95	1.36	5.45%	5031		22.7	23.2	24.1	25.0	25.9	26.7	27.2	
53.FRENCH ARMY	28.07	1.45	5.17%	794		25.6	26.2	27.2	28.1	29.1	30.0	30.4	
54.FRENCH PILOTS	28.52	1.35	4.73%	65		26.5	26.8	27.8	28.3	29.5	30.1	30.3	
55.FRENCH STUD PILOT	27.76	1.20	4.32%	101		26.0	26.4	26.9	27.6	28.7	29.5	29.7	
56.FRENCH NAVY -I	28.18	1.26	4.47%	212		26.3	26.7	27.2	28.2	29.2	29.8	30.3	
57.FRENCH NAVY -II	28.80	1.47	5.10%	100		26.4	26.8	27.6	28.9	29.7	30.6	31.3	
80.JAPANESE AIRFORCE	26.58	1.24	4.67%	1176		24.6	25.0	25.8	26.6	27.4	28.1	28.6	
81. JAPAN AF PILOTS	26.56	1.17	4.41%	210		24.8	25.2	25.8	26.5	27.3	28.0	28.5	
82. JAPAN AF NAVIG	26.64	1.30	4.88%	538		24.5	25.0	25.8	26.7	27.5	28.3	28.7	
86.R.O.K.A.F. PILOTS	27.20	1.19	4.38%	264		25.3	25.7	26.3	27.1	28.0	28.8	29.2	
356. FOOT BREADTH.....													
1.STEWARDESSES 1971	8.81	.47	5.33%	422		8.0	8.2	8.5	8.8	9.1	9.4	9.6	
3.WAS PILOTS 1942	9.20	.50	5.43%	447		8.4	8.6	8.9	9.2	9.5	9.8	10.0	
4.AAF NURSES 1942	9.20	.50	5.43%	152		8.4	8.5	8.8	9.2	9.5	9.8	10.0	
6.WAF BASIC TR 1952	9.09	.53	5.83%	849		8.2	8.4	8.8	9.1	9.5	9.8	9.9	
7.AIR FORCE WMN *68	8.87	.50	5.64%	1905	7.7	8.0	8.2	8.5	8.9	9.2	9.6	9.8	10.2
8. WAF-NURSE OFCRS	8.83	.49	5.55%	548	7.6	8.0	8.2	8.5	8.8	9.2	9.5	9.7	10.1
9. ENLISTED WAFS/W	8.86	.49	5.53%	1216	7.7	8.0	8.2	8.5	8.9	9.2	9.5	9.7	10.2
10.---ENLISTED-WAFS*28	9.10	.56	6.15%	131		8.2	8.4	8.7	9.1	9.5	9.9	10.2	
13.AIR TRAFFIC CNTRL	9.83	.53	5.39%	312		8.9	8.9	9.1	9.6	9.9	10.2	10.5	
15.A.A.F. CADETS *42	9.90	.48	4.85%	2959		9.1	9.3	9.5	9.8	10.2	10.5	10.7	
16.A.A.F.GUNNERS *42	9.76	.49	5.02%	583		8.9	9.1	9.4	9.7	10.0	10.4	10.5	
17.USAF BASIC TR *52	10.19	.63	6.18%	3327		9.2	9.4	9.7	10.1	10.6	11.0	11.3	
18.USAF FLY PRSNL*50	9.65	.47	4.87%	4000	8.6	8.9	9.1	9.3	9.6	10.0	10.3	10.4	10.8
19.USAF SURVEY 1965	9.82	.54	5.50%	3869	8.6	9.0	9.1	9.5	9.8	10.2	10.5	10.8	11.2
20. OFFICERS---1965	9.81	.51	5.20%	549	8.6	9.0	9.1	9.5	9.8	10.2	10.5	10.6	10.9
21. ENLISTED MEN*65	9.81	.54	5.50%	792	8.6	9.0	9.2	9.5	9.8	10.2	10.5	10.7	11.1
23. BASIC TRAINEES	9.83	.55	5.60%	2527	8.6	9.0	9.1	9.5	9.8	10.2	10.6	10.8	11.2
24.NAVY FLYERS *64	10.25	.77	7.51%	1529	8.8	9.1	9.3	9.7	10.2	10.7	11.3	11.6	12.3
25.USAF FLY PRSNL*67	9.77	.50	5.12%	2420	8.7	9.0	9.2	9.4	9.8	10.1	10.4	10.6	11.0
26. STUDENT PLT *67	9.78	.50	5.11%	505	8.7	9.0	9.2	9.4	9.8	10.1	10.4	10.6	11.0
27. RATED PILOTS*67	9.77	.51	5.22%	1187	8.7	9.0	9.1	9.4	9.8	10.1	10.4	10.6	11.1
28. SDT NAVIGAT *67	9.78	.51	5.21%	188	8.7	9.0	9.1	9.4	9.8	10.1	10.4	10.6	11.1
29. RTO NAVIGAT *67	9.74	.46	4.72%	505	8.7	9.0	9.2	9.4	9.7	10.0	10.3	10.5	11.0
30.ARMV SOLDIERS *66	9.84	.55	5.59%	6682	8.6	9.0	9.2	9.5	9.8	10.2	10.6	10.8	11.2

ENGLISH VALUES		STD DEV	COEF OF V	-N-	1ST	5TH	10TH	25TH	50TH	75TH	90TH	95TH	99TH
-- -- -- -- -- PERCENTILES -- -- -- -- --													
340. FIRST PHALANX LENGTH DIGIT III.....													
18.USAF FLY PRSNL '50	2.67	.12	4.49%	4000	2.4	2.5	2.5	2.6	2.7	2.8	2.8	2.9	2.9
352. FIST CIRCUMFERENCE.....													
54.WAF-BASIC-IR 1952	9.87	.52	5.27%	851	8.7	9.1	9.2	9.5	9.9	10.2	10.5	10.7	11.0
17.USAF BASIC TR '52	11.31	.63	5.57%	3300	9.8	10.4	10.6	10.9	11.3	11.7	12.1	12.3	12.7
18.USAF-ELY-PRSNL '50	11.54	.54	4.68%	4000	10.3	10.7	10.9	11.2	11.5	11.9	12.3	12.5	12.8
41.QUICK-CIVIL-WOMEN	9.82	.54	5.50%	5001		8.9	9.1	9.5	9.8	10.2	10.5	10.7	
53.FRENCH ARMY	11.05	.57	5.16%	794		10.1	10.3	10.7	11.1	11.5	11.8	12.0	
54.FRENCH PILOTS	11.23	.53	4.72%	55		10.4	10.6	10.9	11.1	11.6	11.9	11.9	
55.FRENCH STUD PILOT	10.93	.47	4.30%	101		10.2	10.4	10.6	10.9	11.3	11.6	11.7	
56.FRENCH NAVY -I	11.09	.50	4.51%	212		10.4	10.5	10.7	11.1	11.5	11.7	11.9	
57.FRENCH NAVY -II	11.34	.58	5.11%	100		10.4	10.6	10.9	11.4	11.7	12.0	12.3	
80.JAPANESE AIRFORCE	10.46	.49	4.68%	1176		9.7	9.8	10.2	10.5	10.8	11.1	11.3	
81.JAPAN AF PILOTS	10.46	.46	4.40%	210		9.8	9.9	10.2	10.4	10.7	11.0	11.2	
82.JAPAN AF NAVIG	10.49	.51	4.86%	538		9.6	9.8	10.2	10.5	10.8	11.1	11.3	
86.R.O.K.A.F. PILOTS	10.71	.47	4.39%	264		10.0	10.1	10.4	10.7	11.0	11.4	11.5	
356. FOOT BREADTH.....													
1.STEWARDESSES 1971	3.47	.19	5.48%	422		3.1	3.2	3.3	3.5	3.6	3.7	3.8	
3.WAS PILOTS 1942	3.60	.20	5.56%	447		3.3	3.4	3.5	3.6	3.7	3.9	3.9	
4.AAF NURSES 1942	3.60	.20	5.56%	152		3.3	3.4	3.5	3.6	3.7	3.9	3.9	
6.WAF BASIC TR 1952	3.58	.20	5.59%	849	3.1	3.2	3.3	3.4	3.6	3.7	3.9	3.9	4.0
7.AIR FORCE WMN '68	3.49	.20	5.73%	1905	3.0	3.2	3.2	3.3	3.5	3.6	3.8	3.8	4.0
8.WAF-NURSE OFCRS	3.47	.19	5.48%	548	3.0	3.1	3.2	3.3	3.5	3.6	3.7	3.8	4.0
9.ENLISTED WAFS/W	3.49	.19	5.44%	1216	3.0	3.2	3.2	3.4	3.5	3.6	3.8	3.8	4.0
10.ENLISTED WAFS/B	3.58	.22	6.15%	131		3.2	3.3	3.4	3.6	3.7	3.9	4.0	
13.AIR TRAFFIC CNTRL	3.87	.21	5.43%	312		3.5	3.5	3.6	3.8	3.9	4.0	4.2	
15.A.A.F. CADETS '42	3.90	.20	5.13%	2959		3.6	3.6	3.7	3.9	4.0	4.1	4.2	
16.A.A.F.GUNNERS '42	3.90	.20	5.13%	583		3.5	3.6	3.7	3.8	4.0	4.1	4.2	
17.USAF BASIC TR '52	4.01	.25	6.23%	3327		3.6	3.7	3.8	4.0	4.2	4.3	4.4	4.7
18.USAF FLY PRSNL '50	3.80	.19	5.00%	4000	3.5	3.5	3.6	3.7	3.8	3.9	4.0	4.1	4.3
19.USAF SURVEY 1965	3.87	.21	5.43%	3859	3.4	3.5	3.6	3.7	3.9	4.0	4.2	4.2	4.4
20.OFFICERS---1965	3.86	.20	5.16%	549	3.4	3.5	3.6	3.7	3.9	4.0	4.1	4.2	4.4
21.ENLISTED MEN '65	3.86	.21	5.44%	792	3.4	3.5	3.6	3.7	3.9	4.0	4.1	4.2	4.4
23.BASIC TRAINEES	3.87	.22	5.68%	2527	3.4	3.5	3.6	3.7	3.9	4.0	4.2	4.3	4.4
24.NAVY FLYERS '64	4.03	.30	7.44%	1529	3.5	3.6	3.7	3.8	4.0	4.2	4.4	4.6	4.9
25.USAF FLY PRSNL '67	3.85	.19	4.94%	2420	3.4	3.5	3.6	3.7	3.8	4.0	4.1	4.2	4.3
26.STUDENT PLT '67	3.85	.20	5.19%	505	3.4	3.5	3.6	3.7	3.8	4.0	4.1	4.2	4.3
27.RATED PILOTS '67	3.85	.20	5.19%	1187	3.4	3.5	3.6	3.7	3.8	4.0	4.1	4.2	4.4
28.SDI NAVIGAT '67	3.65	.20	5.19%	188		3.5	3.6	3.7	3.9	4.0	4.1	4.2	
29.RTD NAVIGAT '67	3.83	.18	4.70%	515	3.4	3.5	3.6	3.7	3.8	4.0	4.1	4.1	4.3
30.ARMV SOLDIERS '66	3.87	.22	5.68%	6682	3.4	3.5	3.6	3.7	3.9	4.0	4.2	4.2	4.4

METRIC VALUES	MEAN	STD DEV	COEF OF V	1ST	5TH	10TH	25TH	50TH	75TH	90TH	95TH	99TH
356. FOOT BREADTH-CONTINUED												
31. NAVY ENLISTED '66	9.76	.53	5.43% 4035	8.6	8.9	9.1	9.4	9.7	10.1	10.4	10.7	11.1
33. MARINE ENLIST '66	9.80	.52	5.31% 2008	8.6	9.0	9.2	9.5	9.8	10.1	10.5	10.7	11.1
34. ARMY AVIATORS '59	10.13	.53	5.23% 500		9.1	9.3	9.6	10.1	10.4	10.9	11.1	
36. ARMY AVIATORS '70	9.99	.60	6.01% 1492	8.7	9.0	9.2	9.6	10.0	10.4	10.8	11.0	11.5
41. DUTCH CIVIL WOMEN	9.37	.59	6.30% 5001		8.5	8.6	9.0	9.4	9.8	10.2	10.4	
44. SWEDISH CIVIL WOMEN	9.47	.65	6.86% 210		(8.4)	((9.0)	((9.9)	(10.5)	(10.5)	
48. NATO SURVEY-60/61	10.16	.50	4.92% 3325	9.0	9.4	9.5	9.8	10.1	10.5	10.8	11.0	11.4
49. TURKISH MIL. '60	10.14	.54	5.33% 912	9.0	9.3	9.5	9.8	10.1	10.5	10.9	11.1	11.5
50. GREEK MILIT '61	10.12	.48	4.74% 1071	9.0	9.3	9.5	9.8	10.1	10.4	10.8	10.9	11.3
51. ITALIAN MIL. '61	10.21	.49	4.80% 1342	9.1	9.4	9.6	9.9	10.2	10.5	10.8	11.0	11.4
52. BANTU MINERS	10.28	.54	5.25% 485		9.3			10.3				
53. FRENCH ARMY	10.10	.55	5.45% 794		9.2	9.4	9.8	10.1	10.5	10.8	11.0	
54. FRENCH PILOTS	10.34	.51	4.93% 65		9.5	9.7	10.0	10.3	10.6	10.9	11.3	
55. FRENCH STUD PILOT	10.07	.50	4.97% 101		9.3	9.4	9.8	10.1	10.4	10.6	10.9	
56. FRENCH NAVY -I	10.10	.48	4.75% 212		9.3	9.4	9.7	10.2	10.4	10.7	11.0	
57. FRENCH NAVY -II	10.25	.52	5.07% 100		9.4	9.5	9.8	10.3	10.7	11.0	11.1	
59. GERMAN AVIATORS	10.09	.56	5.55% 1006	8.8	9.2	9.4	9.7	10.1	10.5	10.8	11.0	11.5
62. CANADIAN MILIT '64	9.74	.47	4.83% 565		9.0	9.2	9.4	9.7	10.0	10.4	10.5	
65. ROYAL ARMOR CORP	9.57	.44	4.60% 500		8.8	8.9	9.2	9.5	9.8	10.1	10.2	
66. ROYAL AIR FORCE	9.54	.44	4.61% 1998	8.6	8.8	9.0	9.2	9.5	9.8	10.1	10.3	10.7
68. RCAF PILOTS	10.43	.53	5.08% 314		9.3	9.6	10.1	10.4	10.9	11.1	11.4	
69. RCAF NAVIGATORS	10.51	.55	5.23% 290		9.3	9.9	10.1	10.4	10.9	11.1	11.4	
70. NEW ZEALAND AIRF.	9.84	.58	5.89% 238		(8.9)	((9.4)	((10.2)	(10.8)	(10.9)	
73. CZECH LUMBERMEN	9.90	.60	6.06% 1110		(8.9)	((9.5)	((10.3)	(10.9)	(10.9)	
75. LATIN AMERICANS	9.80	.60	6.12% 1985		8.8	9.0	9.3	9.7	10.1	10.5	10.7	
78. SOUTH AFRICANS	10.17	.52	5.11% 1438		9.2			10.0			10.9	
80. JAPANESE AIRFORCE	10.40	.47	4.52% 1176		9.6	9.8	10.1	10.4	10.7	11.0	11.2	
81. JAPAN AF PILOTS	10.47	.44	4.20% 210		9.8	9.9	10.2	10.5	10.8	11.0	11.2	
82. JAPAN AF NAVIG	10.42	.47	4.51% 538		9.7	9.9	10.1	10.4	10.7	11.0	11.2	
84. THAI MILITARY	10.00	.60	6.00% 2950		8.9	9.1	9.5	9.8	10.3	10.7	11.0	
85. VIETNAM MILITARY	9.34	.60	6.42% 2124	8.1	8.4	8.6	8.9	9.3	9.7	10.1	10.4	10.9
86. R.O.K.A.F. PILOTS	9.49	.46	4.85% 254		9.0	9.1	9.3	9.7	10.0	10.2	10.4	
87. KOREAN FORCES '65	9.60	.40	4.17% 3747		8.9	9.0	9.3	9.5	9.8	10.1	10.3	
90. IRANIAN MILITARY	10.30	.65	6.31% 9414		9.3	9.5	9.9	10.3	10.7	11.1	11.4	
362. FOOT LENGTH.....												
1. STENARDESSES 1971	23.87	1.05	4.40% 422		22.2	22.5	23.1	23.8	24.5	25.2	25.6	
3. WAF PILOTS	24.30	1.10	4.53% 445		22.7	23.0	23.5	24.3	25.0	25.7	26.0	
4. AAF NURSES	24.30	1.00	4.12% 152		22.5	22.9	23.6	24.2	25.0	25.6	26.0	
5. WAF SEPARATEE 1946	23.93	1.11	4.64% 3321	21.5	22.1	22.5	23.2	23.9	24.7	25.5	25.9	26.9
6. WAF BASIC TR 1952	23.94	1.17	4.89% 850		22.2	22.6	23.2	24.0	24.7	25.4	25.8	
7. AIR FORCE WFN '68	24.07	1.13	4.69% 1905	21.5	22.2	22.6	23.3	24.1	24.8	25.6	26.0	26.8

ENGLISH VALUES	MEAN	STD DEV	COEF OF V	-V-	1ST	5TH	10TH	25TH	50TH	75TH	90TH	95TH	99TH
356. FOOT BREADTH-CONTINUED													
31. NAVY ENLISTED '66	3.84	.21	5.47%	4095	3.4	3.5	3.6	3.7	3.8	4.0	4.1	4.2	4.4
33. MARINE ENLIST '66	3.86	.21	5.44%	2008	3.4	3.5	3.6	3.7	3.9	4.0	4.1	4.2	4.4
34. ARMY AVIATORS '59	3.99	.21	5.26%	530		3.6	3.7	3.8	4.0	4.1	4.3	4.4	
36. ARMY AVIATORS '70	3.93	.24	6.11%	1482		3.6	3.6	3.8	3.9	4.1	4.2	4.3	
41. DUTCH CIVIL WOMEN	3.69	.23	6.23%	5001		3.3	3.4	3.5	3.7	3.9	4.0	4.1	
44. SWEDISH CIV. WOMEN	3.73	.26	6.97%	210	(3.3)	(3.6)	(3.9)	(4.2)	
48. NATO SURVEY '60/61	4.00	.20	5.00%	3325	3.6	3.7	3.8	3.9	4.0	4.1	4.3	4.3	4.5
49. TURKISH MIL. '60	3.99	.21	5.26%	912	3.5	3.7	3.7	3.8	4.0	4.1	4.3	4.4	4.5
50. GREEK MILIT '61	3.98	.19	4.77%	1071	3.6	3.7	3.7	3.9	4.0	4.1	4.2	4.3	4.4
51. ITALIAN MIL. '61	4.02	.19	4.73%	1342	3.6	3.7	3.8	3.9	4.0	4.2	4.3	4.3	4.5
52. BANTU MINERS	4.05	.21	5.19%	485		3.7			4.1			4.4	
53. FRENCH ARMY	3.98	.22	5.53%	734		3.6	3.7	3.9	4.0	4.1	4.3	4.3	
54. FRENCH PILOTS	4.07	.20	4.91%	55		3.7	3.8	3.9	4.1	4.2	4.3	4.4	
55. FRENCH STUD PILOT	3.96	.20	5.05%	101		3.7	3.7	3.9	4.0	4.1	4.2	4.3	
56. FRENCH NAVY -I	3.98	.19	4.77%	212		3.7	3.7	3.8	4.0	4.1	4.2	4.3	
57. FRENCH NAVY -II	4.04	.20	4.95%	100		3.7	3.7	3.9	4.1	4.2	4.3	4.4	
59. GERMAN AVIATORS	3.97	.22	5.54%	1006		3.6	3.7	3.8	4.0	4.1	4.3	4.3	
62. CANADIAN MILIT '64	3.83	.18	4.70%	555		3.5	3.6	3.7	3.8	3.9	4.1	4.1	
65. ROYAL ARMOR CORP	3.77	.17	4.51%	500		3.5	3.5	3.6	3.7	3.8	4.0	4.0	4.2
66. ROYAL AIR FORCE	3.76	.17	4.52%	1998	3.4	3.5	3.5	3.6	3.8	3.9	4.0	4.1	
68. RCAF PILOTS	4.11	.21	5.11%	314		3.7	3.8	4.0	4.1	4.3	4.4	4.5	
69. RCAF NAVIGATORS	4.14	.22	5.31%	230		3.7	3.9	4.0	4.1	4.3	4.4	4.5	
70. NEW ZEALAND AIRF.	3.87	.23	5.94%	298	(3.5)	(3.7)	(4.0)	(4.2)	
73. CZECH LUMBERMEN	3.90	.24	6.15%	2400	(3.5)	(3.7)	(4.1)	(4.3)	
75. LATIN AMERICANS	3.80	.20	5.26%	1985		3.5	3.5	3.7	3.8	4.0	4.1	4.2	
78. SOUTH AFRICANS	4.00	.20	5.00%	1438		3.6	3.6	3.7	3.9	4.0	4.1	4.2	
80. JAPANESE AIRFORCE	4.09	.19	4.65%	1176		3.8	3.9	4.0	4.1	4.2	4.3	4.4	
81. JAPAN AF PILOTS	4.12	.17	4.13%	210		3.9	3.9	4.0	4.1	4.3	4.3	4.4	
82. JAPAN AF NAVIG	4.10	.19	4.63%	538		3.8	3.9	4.0	4.1	4.2	4.3	4.4	
84. THAI MILITARY	3.93	.23	5.85%	2950		3.5	3.6	3.7	3.9	4.1	4.2	4.3	
85. VIETNAM MILITARY	3.68	.24	6.52%	2124	3.2	3.3	3.4	3.5	3.7	3.8	4.0	4.1	4.3
86. R.O.K.A.F. PILOTS	3.74	.18	4.81%	254		3.5	3.6	3.7	3.8	3.9	4.0	4.1	
87. KOREAN FORCES -65	3.78	.16	4.23%	3747		3.5	3.5	3.7	3.7	3.9	4.0	4.1	
90. IRANIAN MILITARY	4.05	.25	6.17%	9414		3.7	3.7	3.9	4.1	4.2	4.4	4.5	
362. FOOT LENGTH.....													
1. STEWARDESSES 1971	9.40	.41	4.36%	422		8.7	8.9	9.1	9.4	9.6	9.9	10.1	
3. WAS PILOTS 1942	9.60	.40	4.17%	445		8.9	9.0	9.3	9.6	9.9	10.1	10.2	
4. AAF NURSES 1942	9.60	.40	4.17%	152		8.9	9.0	9.3	9.5	9.8	10.1	10.2	
5. MAC SEPARATEE 1946	9.42	.44	4.67%	3321	8.5	8.7	8.8	9.1	9.4	9.7	10.0	10.2	10.6
6. WAF BASIC TR 1952	9.43	.46	4.88%	850	8.4	8.7	8.9	9.2	9.4	9.7	10.0	10.2	10.5
7. AIR FORCE WMN '68	9.48	.44	4.64%	1905	8.5	8.7	8.9	9.2	9.5	9.8	10.1	10.2	10.6

METRIC VALUES		STO	COEF	PERCENTILES									
		DEV	OF V	-N-	1ST	5TH	10TH	25TH	50TH	75TH	90TH	95TH	99TH
362. FOOT LENGTH-CONTINUED													
8.	WAF-NURSE OFCRS	24.14	1.16		21.5	22.2	22.6	23.3	24.1	25.0	25.7	26.1	26.8
9.	ENLISTED WAFS/W	23.96	1.08		21.5	22.2	22.5	23.2	23.9	24.7	25.4	25.8	26.6
10.	ENLISTED WAFS/B	24.78	1.10			23.2	23.5	24.0	24.7	25.5	26.3	26.8	
13.	AIR TRAFFIC CNTRL	26.82	1.16			24.6	25.0	25.6	26.5	27.3	28.0	28.4	
15.	A.A.F. CADETS '42	26.87	1.13			25.0	25.4	26.0	26.7	27.5	28.2	28.8	
16.	A.A.F. GUNNERS '42	26.37	1.22			24.3	24.6	25.5	26.3	27.1	27.9	28.2	
17.	USAF BASIC TR '52	26.26	1.27			24.2	24.7	25.4	26.2	27.1	27.9	28.5	
18.	USAF FLY PRSNL '50	26.68	1.15		24.1	24.8	25.2	25.9	26.7	27.4	28.1	28.6	29.5
19.	USAF SURVEY 1965	26.79	1.27		23.9	24.7	25.2	25.9	26.8	27.6	28.4	28.9	29.9
20.	OFFICERS----1965	26.92	1.24		24.2	24.9	25.3	26.1	26.9	27.8	28.5	28.9	29.7
21.	ENLISTED MEN '65	26.72	1.23		23.9	24.8	25.2	25.9	26.7	27.5	28.3	28.8	29.9
23.	BASIC TRAINEE '65	26.78	1.29		23.8	24.7	25.1	25.9	26.8	27.6	28.4	28.9	29.9
24.	NAVY FLYERS '64	26.62	1.20		24.1	24.7	25.1	25.8	26.6	27.4	28.2	28.7	29.9
25.	USAF FLY PRSNL '67	27.03	1.19		24.3	25.1	25.5	26.2	27.0	27.8	28.6	29.0	29.9
26.	STUDENT PLT '67	26.99	1.18		24.2	25.1	25.5	26.2	27.0	27.8	28.6	29.0	29.6
27.	RATED PILOTS '67	27.07	1.18		24.4	25.2	25.6	26.3	27.0	27.8	28.6	29.1	30.0
28.	SOT NAVIGAT '67	27.01	1.24			25.0	25.5	26.2	27.0	27.8	28.6	29.1	
29.	RTO NAVIGAT '67	27.05	1.21		24.3	25.1	25.5	26.2	27.0	27.8	28.6	29.1	30.1
30.	ARMY SOLDIERS '66	26.78	1.30		23.8	24.7	25.1	25.9	26.7	27.6	28.5	29.0	30.0
31.	NAVY ENLISTED '66	26.51	1.29		23.7	24.4	24.9	25.6	26.5	27.4	28.2	28.7	29.7
32.	NAVY DIVERS '72	26.52	1.38			24.3	24.8	25.6	26.5	27.5	28.3	28.8	
33.	MARINE ENLIST '66	26.70	1.29		23.9	24.6	25.1	25.8	26.7	27.5	28.4	28.9	30.0
34.	ARMY AVIATORS '59	27.07	1.24			25.1	25.6	26.1	26.9	27.9	28.7	29.2	
35.	ARMY AVIATORS '70	26.49	1.27		23.6	24.4	24.9	25.6	26.5	27.4	28.1	28.6	29.4
41.	DUTCH CIVIL WOMEN	24.70	1.15			22.8	23.2	23.9	24.7	25.4	26.2	26.6	
44.	SWEDISH CIV WOMEN	24.55	1.05		(22.8)	(22.8)	(23.2)	(23.8)	(24.7)	(25.3)	(26.2)	(26.6)	
46.	JAPANESE CIV WOMEN	22.60	.90		(21.1)	(21.1)	(22.0)	(22.8)	(23.2)	(24.1)	(24.1)	(24.1)	
48.	NATO SURVEY-60/61	26.34	1.13		23.8	24.5	24.9	25.6	26.3	27.1	27.8	28.3	29.3
49.	TURKISH MIL '60	26.22	1.08		23.9	24.5	24.8	25.5	26.2	26.9	27.6	28.0	29.0
50.	GREEK MILIT '61	26.30	1.16		23.8	24.5	24.9	25.5	26.3	27.0	27.8	28.3	29.3
51.	ITALIAN MIL '61	26.45	1.13		23.8	24.6	25.0	25.7	26.4	27.2	27.9	28.4	29.4
52.	BANTU MINERS	26.24	1.25			24.1	24.9	25.6	26.2	27.2	28.0	28.2	
53.	FRENCH ARMY	26.45	1.19			24.5	24.9	25.7	26.5	27.2	28.0	28.4	
54.	FRENCH PILOTS	26.54	1.10			24.7	25.0	26.0	26.7	27.4	28.0	28.5	
55.	FRENCH STUD PILOT	26.39	.92			25.0	25.2	25.7	26.3	27.0	27.6	28.1	
56.	FRENCH NAVY -I	26.31	1.18			24.6	24.8	25.6	26.3	27.1	27.8	28.5	
57.	FRENCH NAVY -II	26.35	1.12			24.6	24.9	25.6	26.4	27.3	28.0	28.5	
59.	GERMAN AVIATORS	26.42	1.22			24.5	24.9	25.6	26.4	27.2	28.0	28.5	
60.	GERMAN 20 YR OLOS	26.10	1.30		23.6	24.5	24.5	25.2	26.1	26.8	27.7	28.2	29.3
61.	GERMANS/25-40 YRS	26.00	1.20			24.3	24.6	25.3	25.9	26.7	27.5	28.0	
62.	CANADIAN MILIT '64	26.45	1.20			24.5	25.0	25.7	26.4	27.2	28.0	28.4	
65.	ROYAL ARMOR CORP	26.32	1.18			24.3	24.8	25.5	26.3	27.0	27.8	28.2	

ENGLISH VALUES	MEAN	STD DEV	COEF OF V	-N-	1ST	5TH	10TH	25TH	50TH	75TH	90TH	95TH	99TH
362. FOOT LENGTH-CONTINUED													
8. WAF-NURSE OFCRS	9.50	.46	4.84%	548	8.5	8.7	8.9	9.2	9.5	9.8	10.1	10.3	10.5
9. ENLISTED WAFS/W	9.43	.43	4.56%	1216	8.5	8.7	8.9	9.1	9.4	9.7	10.0	10.2	10.5
10. ENLISTED-MAESZB	9.76	.43	4.41%	131		9.1	9.2	9.4	9.7	10.0	10.4	10.5	
13. AIR TRAFFIC CNTRL	10.56	.46	4.36%	678		9.7	9.8	10.1	10.4	10.7	11.0	11.2	
15. A.A.F. CADETS '42	10.60	.40	3.77%	2959		9.8	10.0	10.2	10.5	10.8	11.1	11.3	
16. A.A.F. GUNNERS '42	10.40	.50	4.81%	583		9.6	9.7	10.0	10.4	10.7	11.0	11.1	
17. USAF BASIC TR '52	10.34	.50	4.84%	3331	9.2	9.5	9.7	10.0	10.3	10.7	11.0	11.2	11.5
18. USAF FLY PRSNL '50	10.50	.45	4.29%	4030	9.5	9.8	9.9	10.2	10.5	10.8	11.1	11.2	11.6
19. USAF SURVEY 1965	10.55	.50	4.74%	3869	9.4	9.7	9.9	10.2	10.5	10.9	11.2	11.4	11.8
20. OFFICERS---1965	10.60	.49	4.62%	549	9.5	9.8	10.0	10.3	10.6	10.9	11.2	11.4	11.7
21. ENLISTED MEN '65	10.52	.48	4.56%	732	9.4	9.8	9.9	10.2	10.5	10.8	11.2	11.4	11.8
23. BASIC TRAINEE65	10.54	.51	4.84%	2527	9.4	9.7	9.9	10.2	10.5	10.9	11.2	11.4	11.8
24. NAVY FLYERS '64	10.48	.47	4.48%	1529	9.5	9.7	9.9	10.2	10.5	10.8	11.1	11.3	11.6
25. USAF FLY PRSNL '67	10.64	.47	4.42%	2420	9.6	9.9	10.1	10.3	10.6	11.0	11.3	11.4	11.8
26. STUDENT PLT '67	10.62	.46	4.33%	205	9.5	9.9	10.0	10.3	10.6	11.0	11.2	11.4	11.6
27. RATED PILOTS '67	10.66	.46	4.32%	1187	9.6	9.9	10.1	10.4	10.6	11.0	11.3	11.4	11.8
28. SDT NAVIGAT '67	10.63	.49	4.61%	188		9.9	10.0	10.3	10.6	11.0	11.2	11.4	11.6
29. RTO NAVIGAT '67	10.65	.47	4.41%	505	9.6	9.9	10.1	10.3	10.6	11.0	11.3	11.5	11.9
30. ARMY SOLDIERS '66	10.54	.51	4.84%	6682	9.4	9.7	9.9	10.2	10.5	10.9	11.2	11.4	11.8
31. NAVY ENLISTED '66	10.44	.51	4.89%	4035	9.3	9.6	9.8	10.1	10.4	10.8	11.1	11.3	11.7
32. NAVY DIVERS '72	10.44	.54	5.17%	100		9.6	9.8	10.1	10.4	10.8	11.1	11.3	
33. MARINE ENLIST '66	10.51	.51	4.85%	2008	9.4	9.7	9.9	10.2	10.5	10.8	11.2	11.4	11.8
34. ARMY AVIATORS '59	10.66	.49	4.60%	500		9.9	10.1	10.3	10.6	11.0	11.3	11.5	
36. ARMY AVIATORS '74	10.43	.50	4.79%	1482		9.6	9.8	10.1	10.4	10.8	11.1	11.3	
41. DUTCH CIVIL WOMEN	9.72	.45	4.63%	5001		9.0	9.1	9.4	9.7	10.0	10.3	10.5	
44. SWEDISH CIV WOMEN	9.66	.41	4.24%	210	(9.0)	(9.0)	(9.4)	(8.6)	(9.9)	(9.9)	(10.3)	(10.3)	
46. JAPANESE CIV-HMN	8.90	.40	4.49%	1622	(8.2)	(8.2)	(8.6)	(8.6)	(9.2)	(9.2)	(9.6)	(9.6)	
48. NATO SURVEY-60/61	10.37	.44	4.24%	3325	9.4	9.7	9.8	10.1	10.4	10.7	10.9	11.1	11.5
49. TURKISH MIL. '60	10.32	.43	4.17%	912	9.4	9.6	9.8	10.0	10.3	10.6	10.9	11.1	11.4
50. GREEK MILIT '61	10.36	.46	4.44%	1071	9.4	9.6	9.8	10.1	10.4	10.6	10.9	11.1	11.6
51. ITALIAN MIL. '61	10.41	.45	4.32%	1342	9.4	9.7	9.9	10.1	10.4	10.7	11.0	11.2	11.6
52. BANTU MINERS	10.33	.49	4.74%	485		9.5			10.3		11.1		
53. FRENCH ARMY	10.41	.47	4.51%	794		9.6	9.8	10.1	10.4	10.7	11.0	11.2	
54. FRENCH PILOTS	10.45	.43	4.11%	55		9.7	9.8	10.2	10.5	10.8	11.0	11.2	
55. FRENCH STUD PILOT	10.39	.36	3.46%	101		9.8	9.9	10.1	10.4	10.6	10.9	11.1	
56. FRENCH NAVY -I	10.36	.46	4.44%	212		9.7	9.8	10.1	10.4	10.7	10.9	11.2	
57. FRENCH NAVY -II	10.37	.44	4.24%	100		9.7	9.8	10.1	10.4	10.7	11.0	11.1	
59. GERMAN AVIATORS	10.40	.48	4.62%	1006	9.3	9.6	9.8	10.1	10.4	10.7	11.0	11.2	11.5
60. GERMAN 20 YR OLDS	10.28	.51	4.96%	7144		9.4	9.6	9.9	10.3	10.6	10.9	11.1	
61. GERMANS/25-40 YRS	10.24	.47	4.59%	2643		9.6	9.7	10.0	10.2	10.5	10.8	11.0	
62. CANADIAN MILIT '64	10.41	.47	4.51%	565		9.7	9.8	10.1	10.4	10.7	11.0	11.2	
65. ROYAL ARMOR CORP	10.36	.46	4.44%	500		9.6	9.8	10.0	10.4	10.6	10.9	11.1	

METRIC VALUES	MEAN	STD DEV	COEF OF V	-V-	1ST	5TH	10TH	25TH	50TH	75TH	90TH	95TH	99TH
362. FOOT LENGTH-CONTINUED													
66. ROYAL AIR FORCE	26.59	1.21	4.55%	2000	23.9	24.7	25.1	25.8	26.6	27.4	28.2	28.6	29.6
68. RCAF PILOTS	26.82	1.19	4.44%	314		24.8	25.3	26.1	26.6	27.4	28.4	28.9	
69. RCAF NAVIGATORS	26.64	1.16	4.35%	290		24.6	25.1	25.9	26.6	27.4	28.1	28.7	
70. NEW ZEALAND AIRF.	26.29	1.26	4.79%	238		(24.2)	(25.4)	(26.8)	(27.1)	(28.4)			
73. CZECH LUMBERMEN	26.00	1.20	4.62%	1110		(23.5)	(23.9)	(24.5)	(25.2)	(26.8)	(28.0)		
75. LATIN AMERICANS	25.50	1.20	4.71%	1985		23.5	23.9	24.5	25.3	26.2	27.0	27.5	
78. SOUTH AFRICANS	26.54	1.18	4.45%	1439		24.7			26.4		28.3		
79. JAPANESE CIV. MEN	24.40	1.00	4.10%	1870		(22.8)	(23.7)	(25.1)					
80. JAPANESE AIRFORCE	24.69	.95	3.85%	1176		23.2	23.5	24.1	24.7	25.3	25.9	26.2	
81. JAPAN AF PILOTS	24.72	.91	3.68%	210		23.3	23.6	24.1	24.7	25.3	25.9	26.2	
82. JAPAN AF NAVIG	24.70	.93	3.77%	538		23.2	23.5	24.1	24.7	25.3	25.9	26.2	
84. THAI MILITARY	24.60	1.10	4.47%	2950		22.8	23.2	23.8	24.6	25.4	26.8	26.4	
85. VIETNAM MILITARY	23.67	1.04	4.39%	2129	21.3	22.0	22.3	22.9	23.6	24.4	25.1	25.4	26.1
86. R.O.K.A.F. PILOTS	24.76	.97	3.92%	264		23.2	23.5	24.0	24.7	25.4	25.9	26.4	
87. KOREAN FORCES -65	24.40	1.30	5.33%	3747		22.1	23.2	23.9	24.5	25.2	25.8	26.3	
90. IRANIAN MILITARY	25.98	1.20	4.62%	9414		24.0	24.4	25.2	26.0	26.8	27.5	28.0	
369. FOREARM CIRCUMFERENCE, FLEXED.....													
6. WAF BASIC TR 1952	24.10	2.09	8.67%	845		21.0	21.8	23.0	24.0	25.2	26.5	27.3	
7. AIR FORCE WMN '68	24.98	1.52	6.08%	1905	21.7	22.6	23.0	23.9	24.9	25.9	26.9	27.5	28.9
8. WAF-NURSE OFCRS	25.17	1.57	6.24%	548	22.2	22.7	23.2	24.1	25.1	26.1	27.1	27.8	29.5
9. ENLISTED WAFS/W	24.88	1.47	5.91%	1216	21.6	22.5	23.0	23.9	24.8	25.8	26.8	27.3	28.6
10. ENLISTED WAFS/B	25.12	1.63	6.49%	131		22.5	23.0	23.9	25.0	26.1	27.2	27.9	
13. AIR TRAFFIC CNTRL	27.44	1.86	6.78%	681		24.2	25.0	25.9	27.0	28.2	29.5	30.3	
17. USAF BASIC TR '52	27.08	2.18	8.05%	1298		24.0	24.7	25.8	27.0	28.3	29.6	30.5	
18. USAF FLY PRSNL '50	29.16	1.79	6.14%	4000	25.2	26.4	26.9	27.9	29.1	30.3	31.5	32.2	33.5
19. USAF SURVEY 1965	28.82	1.98	6.87%	3859	24.5	25.6	26.3	27.4	28.8	30.2	31.4	32.1	33.5
20. OFFICERS---1965	29.81	1.60	5.37%	549	26.3	27.1	27.7	28.7	29.8	30.9	31.8	32.4	33.5
21. ENLISTED MEN '65	29.39	2.01	6.84%	732	25.1	26.1	26.8	28.0	29.4	30.8	32.0	32.7	34.0
23. BASIC TRAINEE '65	28.42	1.93	6.79%	2527	24.4	25.4	26.0	27.1	28.4	29.7	30.9	31.7	33.2
24. NAVY FLYERS '64	30.05	1.75	5.82%	1529	26.2	27.3	27.9	28.8	30.0	31.2	32.4	33.1	34.4
25. USAF FLY PRSNL '67	29.77	1.58	5.31%	2420	26.3	27.2	27.8	28.7	29.7	30.8	31.8	32.4	33.7
26. STUDENT PLT '67	29.63	1.59	5.37%	505	25.9	27.0	27.6	28.5	29.6	30.7	31.7	32.3	33.1
27. RATED PILOTS '67	29.93	1.56	5.21%	1187	26.4	27.4	28.0	28.9	29.9	31.0	31.9	32.6	33.8
28. SDT NAVIGAT '67	29.48	1.62	5.50%	188		26.8	27.4	28.4	29.5	30.5	31.5	32.2	
29. RTJ NAVIGAT '67	29.65	1.55	5.23%	505	26.6	27.3	27.7	28.6	29.6	30.7	31.7	32.4	33.8
30. ARMY SOLDIERS '66	29.43	2.15	7.31%	6682	24.8	26.1	26.8	28.0	29.3	30.8	32.2	33.1	35.1
31. NAVY ENLISTED '66	28.56	1.97	6.90%	4095	24.3	25.4	26.1	27.2	28.5	29.9	31.1	31.9	33.4
32. NAVY DIVERS '72	27.81	1.70	6.11%	100		25.0	25.6	26.7	27.8	29.0	30.0	30.6	
33. MARINE ENLIST '66	29.41	1.89	6.43%	2008	25.5	26.5	27.1	28.1	29.3	30.6	31.9	32.6	34.0
36. ARMY-AVIATORS '70	29.20	1.77	6.06%	1482	25.3	26.3	26.9	28.0	29.2	30.4	31.5	32.2	33.6
48. NATO SURVEY-60/61	28.63	1.65	5.76%	3325	24.6	25.8	26.5	27.4	28.5	29.6	30.7	31.3	32.5

ENGLISH VALUES	MEAN	STD DEV	COEF OF V	-V-	1ST	5TH	10TH	25TH	50TH	75TH	90TH	95TH	99TH
362. FOOT LENGTH-CONTINUED													
66.ROYAL AIR FORCE	10.47	.48	4.58%	2000	9.4	9.7	9.9	10.2	10.5	10.8	11.1	11.3	11.7
68.RCAF PILOTS	10.56	.47	4.45%	314			10.0	10.3	10.5	10.8	11.2	11.4	
69.RCAF NAVIGATORS	10.49	.46	4.39%	230		9.7	9.9	10.2	10.5	10.8	11.1	11.3	
70.NEW ZEALAND AIRF.	10.35	.50	4.83%	238	(9.5)	(10.0)	(10.7)	(11.2)	
73.CZECH LUMBERMEN	10.24	.47	4.59%	2400	(9.5)	(9.9)	(10.6)	(11.0)	
75.LATIN AMERICANS	10.00	.50	5.00%	1985		9.3	9.4	9.7	10.0	10.3	10.6	10.8	
78.SOUTH AFRICANS	10.45	.46	4.40%	1439		9.7			10.4		11.1		
79.JAPANESE CIV. MEN	9.60	.40	4.17%	1870	(8.9)	(9.3)	(9.9)	(10.3)	
80.JAPANESE AIRFORCE	9.72	.37	3.81%	1176		9.1	9.3	9.5	9.7	10.0	10.2	10.3	
81. JAPAN AF PILOTS	9.73	.36	3.70%	210		9.2	9.3	9.5	9.7	10.0	10.2	10.3	
82. JAPAN AF NAVIG	9.72	.37	3.81%	538		9.1	9.3	9.5	9.7	10.0	10.2	10.3	
84.THAI MILITARY	9.68	.43	4.44%	2950		9.0	9.1	9.4	9.7	10.0	10.2	10.4	
85.VIETNAM MILITARY	9.32	.41	4.40%	2129	8.4	8.7	8.8	9.0	9.3	9.6	9.9	10.0	10.3
86.R.O.K.A.F. PILOTS	9.74	.38	3.90%	254		9.1	9.3	9.5	9.7	10.0	10.2	10.4	
87.KOREAN FORCES -65	9.61	.51	5.31%	3747		8.7	9.1	9.4	9.6	9.9	10.2	10.4	
90.IRANIAN MILITARY	10.23	.47	4.59%	9414		9.5	9.6	9.9	10.2	10.5	10.8	11.0	
369. FOREARM CIRCUMFERENCE, FLEXED.....													
6.WAF BASIC TR 1952	9.49	.82	8.64%	845	7.4	8.3	8.6	9.1	9.4	9.9	10.4	10.7	11.6
7.AIR FORCE WMN '68	9.83	.60	6.10%	1905	8.6	8.9	9.1	9.4	9.8	10.2	10.6	10.8	11.4
8. WAF-NURSE OFCRS	9.91	.62	6.26%	548	8.7	9.0	9.1	9.5	9.9	10.3	10.7	11.0	11.6
9. ENLISTED WAFS/W	9.80	.58	5.92%	1216	8.5	8.9	9.1	9.4	9.8	10.2	10.5	10.8	11.3
10.---ENLISTED-WAESCB	9.89	.64	6.47%	131		8.9	9.1	9.4	9.8	10.3	10.7	11.0	
13.AIR TRAFFIC CNTRL	10.80	.73	6.76%	681		9.5	9.8	10.2	10.6	11.1	11.6	11.9	
17.USAF BASIC TR '52	10.66	.86	8.07%	1298	8.6	9.5	9.7	10.2	10.6	11.1	11.7	12.0	12.7
18.USAF FLY PRSNL'50	11.48	.71	6.18%	4000	9.9	10.4	10.6	11.0	11.5	12.0	12.4	12.7	13.2
19.USAF SURVEY 1965	11.34	.78	6.88%	3869	9.7	10.1	10.3	10.8	11.3	11.9	12.4	12.6	13.2
20. OFFICERS---1965	11.74	.63	5.37%	549	10.4	10.7	10.9	11.3	11.8	12.2	12.5	12.8	13.2
21. ENLISTED MEN'65	11.57	.79	6.83%	732	9.9	10.3	10.5	11.0	11.6	12.1	12.6	12.9	13.4
23. BASIC TRAINEE65	11.19	.76	6.79%	2527	9.6	10.0	10.2	10.7	11.2	11.7	12.2	12.5	13.1
24.NAVY FLYERS '64	11.83	.69	5.83%	1529	10.3	10.7	11.0	11.4	11.8	12.3	12.7	13.0	13.6
25.USAF FLY PRSNL'67	11.72	.62	5.29%	2420	10.3	10.7	10.9	11.3	11.7	12.1	12.5	12.8	13.3
26. STUDENT PLT '67	11.67	.63	5.40%	505	10.2	10.6	10.9	11.2	11.7	12.1	12.5	12.7	13.0
27. RATED PILOTS'67	11.78	.61	5.18%	1187	10.4	10.8	11.0	11.4	11.8	12.2	12.6	12.8	13.3
28. SOT NAVIGAT '67	11.61	.64	5.51%	188		10.6	10.8	11.2	11.6	12.0	12.4	12.7	
29. RTO NAVIGAT '67	11.67	.61	5.23%	505	10.5	10.6	10.9	11.2	11.6	12.1	12.5	12.8	13.3
30.ARMV SOLDIERS '66	11.59	.85	7.33%	6682	9.8	10.3	10.5	11.0	11.6	12.1	12.7	13.0	13.8
31.NAVY ENLISTED '66	11.24	.78	6.94%	4095	9.6	10.0	10.3	10.7	11.2	11.8	12.3	12.6	13.2
32.NAVY DIVERS '72	10.95	.67	6.12%	100		9.9	10.1	10.5	11.0	11.4	11.8	12.1	
33.MARINE ENLIST '66	11.58	.74	6.39%	2008	10.0	10.4	10.7	11.1	11.6	12.1	12.6	12.8	13.4
35.ABBY-AVIATORS--70	11.50	.70	6.09%	1482		10.4	10.6	11.0	11.5	12.0	12.4	12.7	
48.NATO SURVEY-60/61	11.27	.65	5.77%	3325	9.7	10.2	10.4	10.8	11.2	11.7	12.1	12.3	12.8

METRIC VALUES	MEAN	STD DEV	COEF OF V	-N-	1ST	5TH	10TH	25TH	50TH	75TH	90TH	95TH	99TH
369. FOREARM CIRCUMFERENCE, FLEXED-CONTINUED													
49. TURKISH MIL.*60	28.02	1.69	6.03%	912	24.0	25.2	25.8	26.8	28.0	29.1	30.2	30.8	32.0
50. GREEK MILIT.*61	28.64	1.51	5.27%	1071	25.0	26.1	26.6	27.5	28.5	29.6	30.5	31.1	32.1
51. ITALIAN MIL.*61	29.03	1.61	5.55%	1342	25.1	26.4	26.9	27.9	28.9	30.0	31.0	31.7	33.0
53. FRENCH ARMY	26.87	1.54	5.73%	734		24.4	25.1	25.9	26.8	27.9	28.9	29.4	
54. FRENCH PILOTS	28.16	1.14	4.05%	65		26.3	26.7	27.4	28.2	29.0	29.7	29.8	
55. FRENCH STUD PILOT	26.62	1.36	5.11%	101		24.7	24.8	25.5	26.5	27.6	28.2	29.2	
56. FRENCH NAVY -I	27.06	1.48	5.47%	212		24.9	25.2	26.0	27.0	28.1	29.1	29.8	
57. FRENCH NAVY -II	28.28	1.54	5.45%	100		25.9	26.0	27.0	28.2	29.4	30.2	30.8	
59. GERMAN AVIATORS	29.45	1.97	6.69%	1006	25.0	26.3	27.0	28.1	29.4	30.7	32.1	32.9	34.4
75. LATIN AMERICANS	26.92	2.03	7.54%	1985		23.9	24.4	25.4	26.7	27.9	29.2	30.0	
80. JAPANESE AIRFORCE	25.91	1.34	5.17%	1176		23.8	24.3	25.0	25.9	26.8	27.6	28.2	
81. JAPAN AF PILOTS	26.18	1.30	4.97%	210		24.2	24.6	25.3	26.1	27.0	27.9	28.4	
82. JAPAN AF NAVIG	26.63	1.30	4.99%	538		24.1	24.5	25.1	26.0	26.8	27.7	28.2	
83. JAPANESE PILOTS	26.95	1.46	5.42%	237		24.7	25.2	26.1	26.8	27.6	29.0	29.7	
86. R.O.K.A.F. PILOTS	29.15	2.13	7.31%	264		25.4	26.6	27.9	29.2	30.4	31.6	32.3	
90. IRANIAN MILITARY	26.51	1.90	7.17%	9414		23.5	24.2	25.2	26.5	27.8	29.0	29.8	
370. FOREARM CIRCUMFERENCE, RELAXED.....													
1. STEWARDESSES 1971	20.69	1.06	5.12%	422		19.0	19.3	20.0	20.6	21.3	22.0	22.4	
2. US WOMEN-D/A 1940	24.77	2.13	8.60%	***	(21.3)	17.1	17.6	18.1	19.1	20.1	20.8	21.3	
3. WAS PILOTS 1942	19.20	1.30	6.77%	445		17.2	17.6	18.2	19.3	20.4	21.0	21.8	
4. AAF NURSES 1942	19.30	1.40	7.25%	149		20.0	20.5	21.4	22.4	23.6	24.7	25.5	
5. MAC SEPARATEE 1946	22.54	1.66	7.36%	7553	19.1	20.6	21.3	21.7	22.5	23.4	24.3	25.2	27.1
7. AIR FORCE WMN *68	23.48	1.36	5.86%	1905	20.6	21.5	21.9	22.7	23.6	24.6	25.5	26.1	27.5
8. WAF-NURSE OFCRS	23.72	1.43	6.03%	548	20.6	21.2	21.7	22.5	23.3	24.2	25.0	25.5	26.6
9. ENLISTED WAFS/W	23.37	1.31	5.61%	1216		21.0	21.5	22.4	23.5	24.5	25.4	26.1	
10. ENLISTED-WAESCB	23.50	1.57	6.68%	131		24.2	24.8	25.7	26.9	28.1	29.2	29.9	31.0
19. USAF SURVEY 1965	26.93	1.72	6.39%	3869	23.3	24.2	24.8	25.7	26.9	28.1	29.2	29.9	31.1
20. OFFICERS---1965	27.89	1.42	5.09%	549	24.6	25.5	26.1	26.9	27.9	28.9	29.7	30.2	31.5
21. ENLISTED MEN*65	27.48	1.78	6.48%	732	23.6	24.6	25.2	26.2	27.4	28.7	29.8	30.5	31.5
23. BASIC TRAINEES	26.55	1.63	6.14%	2527	23.1	24.0	24.5	25.4	26.5	27.6	28.7	29.4	30.9
25. USAF FLY PRSNL*67	28.16	1.46	5.18%	2420	24.9	25.8	26.3	27.2	28.1	29.1	30.1	30.6	31.7
26. STUDENT PLT *67	27.83	1.48	5.32%	505	24.4	25.5	26.0	26.8	27.8	28.8	29.8	30.4	31.3
27. RATED PILOTS*67	28.32	1.43	5.05%	1187	25.1	26.0	26.5	27.3	28.3	29.3	30.2	30.7	31.7
28. SOT NAVIGAT *67	28.01	1.49	5.32%	188		25.5	26.1	27.0	28.0	29.0	29.9	30.4	
29. SOT NAVIGAT *67	28.16	1.45	5.15%	505	25.0	25.9	26.4	27.2	28.1	29.1	30.1	30.7	31.9
44. SWEDISH-CIV-WOMEN	23.66	1.47	6.21%	215	(21.2)	17.1	17.6	18.1	19.1	20.1	20.8	21.3	
48. NATO SURVEY-60/61	26.86	1.54	5.73%	3325	23.4	24.5	25.1	26.0	27.0	28.1	29.0	29.6	30.9
49. TURKISH MIL.*60	26.10	1.51	5.79%	912	22.8	23.7	24.3	25.2	26.2	27.2	28.2	28.7	29.8
50. GREEK MILIT *61	26.97	1.39	5.15%	1071	24.0	24.9	25.4	26.2	27.2	28.1	29.0	29.5	30.4
51. ITALIAN MIL.*61	27.30	1.47	5.38%	1342	24.2	25.1	25.7	26.5	27.5	28.4	29.4	30.0	31.5
52. BANTU MINERS	27.04	1.43	5.29%	485		24.4			27.0		29.4	29.3	

ENGLISH VALUES	MEAN	STD DEV	COEF OF V	-N-	1ST	5TH	10TH	25TH	50TH	PERCENTILES	75TH	90TH	95TH	99TH
369. FOREARM CIRCUMFERENCE, FLEXED-CONTINUED														
49. TURKISH MIL.*60	11.03	.66	5.98%	912	9.5	9.9	10.2	10.6	11.0	11.5	11.9	12.1	12.6	12.6
50. GREEK MILIT *61	11.28	.60	5.32%	1071	9.9	10.3	10.5	10.8	11.2	11.6	12.0	12.2	12.5	13.0
51. ITALIAN MIL.*61	11.43	.64	5.60%	1342	9.9	10.4	10.6	11.0	11.4	11.8	12.2	12.5	11.6	
53. FRENCH ARMY	10.58	.61	5.77%	794		9.6	9.9	10.2	10.6	11.0	11.4	11.7	11.7	
54. FRENCH PILOTS	11.09	.45	4.06%	65		10.4	10.5	10.8	11.1	11.4	11.7	11.7		
55. FRENCH STUD PILOT	10.48	.54	5.15%	101		9.7	9.8	10.0	10.4	10.9	11.1	11.5		
56. FRENCH NAVY -I	10.65	.58	5.45%	212		9.8	9.9	10.2	10.6	11.1	11.5	11.7		
57. FRENCH NAVY -II	11.13	.61	5.48%	100		10.2	10.2	10.6	11.1	11.6	11.9	12.1		13.6
59. GERMAN AVIATORS	11.59	.78	6.73%	1006	9.9	10.4	10.6	11.1	11.6	12.1	12.6	12.9		
75. LATIN AMERICANS	10.60	.80	7.55%	1985		9.4	9.6	10.0	10.5	11.0	11.5	11.8		
80. JAPANESE AIRFORCE	10.20	.53	5.20%	1176		9.4	9.6	9.8	10.2	10.6	10.9	11.1		
81. JAPAN AF PILOTS	10.31	.51	4.95%	210		9.5	9.7	10.0	10.3	10.6	11.0	11.2		
82. JAPAN AF NAVIG	10.25	.51	4.98%	538		9.5	9.6	9.9	10.2	10.6	10.9	11.1		
83. JAPANESE PILOTS	10.61	.57	5.37%	237		9.7	9.9	10.3	10.6	10.9	11.4	11.7		
86. R.O.K.A.F. PILOTS	11.48	.84	7.32%	264		10.0	10.5	11.0	11.5	12.0	12.5	12.7		
90. IRANIAN MILITARY	10.44	.75	7.18%	9414		9.3	9.5	9.9	10.4	10.9	11.4	11.7		
370. FOREARM CIRCUMFERENCE, RELAXED.....														
1. STEWARDESSES 1971	8.15	.42	5.15%	422		7.5	7.6	7.9	8.1	8.4	8.7	8.8		
2. US WOMEN-D/A 1940	9.75	.84	8.62%	***	(8.4)	(9.2)	(10.3)	(11.1)		
3. WAS PILOTS 1942	7.50	.50	6.67%	445		6.7	6.9	7.1	7.5	7.9	8.2	8.4		
4. AAF NURSES 1942	7.60	.50	6.58%	149		6.8	6.9	7.2	7.6	8.0	8.3	8.6		
5. WAC SEPARATEE 1946	8.88	.66	7.43%	7553	7.5	7.9	8.1	8.4	8.8	9.3	9.7	10.0		10.7
7. AIR FORCE W/MN *68	9.24	.54	5.84%	1905	8.1	8.4	8.6	8.9	9.2	9.6	9.9	10.1		10.6
8. WAF-NURSE OFCRS	9.34	.56	6.00%	548	8.2	8.5	8.6	8.9	9.3	9.7	10.0	10.3		10.8
9. ENLISTED WAFS/W	9.20	.52	5.65%	1216	8.1	8.4	8.5	8.8	9.2	9.5	9.9	10.1		10.5
10. ENLISTED WAFS/ZB	9.25	.62	6.70%	131		8.3	8.5	8.8	9.2	9.6	10.0	10.3		
19. USAF SURVEY 1965	10.60	.68	6.42%	3869	9.2	9.5	9.8	10.1	10.6	11.1	11.5	11.8		12.2
20. OFFICERS---1965	10.98	.56	5.10%	549	9.7	10.1	10.3	10.6	11.0	11.4	11.7	11.9		12.3
21. ENLISTED MEN*65	10.82	.70	6.47%	792	9.3	9.7	9.9	10.3	10.8	11.3	11.7	12.0		12.4
23. BASIC TRAINEE*65	10.45	.64	6.12%	2527	9.1	9.5	9.7	10.0	10.4	10.9	11.3	11.6		12.2
25. USAF FLY PRSNL*67	11.09	.57	5.14%	2420	9.8	10.2	10.4	10.7	11.1	11.5	11.8	12.1		12.5
26. STUDENT PLT *67	10.96	.58	5.29%	505	9.6	10.0	10.2	10.6	10.9	11.4	11.7	12.0		12.3
27. RATED PILOTS*67	11.15	.56	5.02%	1187	9.9	10.2	10.4	10.8	11.1	11.5	11.9	12.1		12.5
28. SDT NAVIGAT *67	11.03	.59	5.35%	188		10.1	10.3	10.6	11.0	11.4	11.8	12.0		12.6
29. SD NAVIGAT *67	11.09	.57	5.14%	505	9.8	10.2	10.4	10.7	11.1	11.5	11.8	12.1		12.6
44. SWEDISH-CIV-WOMEN	9.32	.58	6.22%	215	(8.4)	(8.9)	(9.7)	(10.3)		
48. NATO SURVEY-60/61	10.58	.61	5.77%	3325	9.2	9.6	9.9	10.2	10.7	11.1	11.4	11.7		12.1
49. TURKISH MIL.*60	10.27	.59	5.74%	912	9.0	9.4	9.6	9.9	10.3	10.7	11.1	11.3		11.7
50. GREEK MILIT *61	10.62	.55	5.18%	1071	9.5	9.8	10.0	10.3	10.7	11.1	11.4	11.6		12.0
51. ITALIAN MIL.*61	10.75	.58	5.40%	1342	9.5	9.9	10.1	10.4	10.8	11.2	11.6	11.8		12.4
52. BANTU MINERS	10.65	.56	5.26%	485		9.6			10.6			11.5		

METRIC VALUES	MEAN	STD DEV	COEF OF V	1ST	5TH	10TH	25TH	50TH	75TH	90TH	95TH	99TH
370. FOREARM CIRCUMFERENCE, RELAXED-CONTINUED												
59. GERMAN AVIATORS	27.32	1.53	5.60%	23.8	24.7	25.3	26.3	27.4	28.4	29.3	29.8	30.6
68. RCAF PILOTS	27.91	1.52	5.45%		25.3	25.9	26.9	27.9	28.9	29.9	30.4	
69. RCAF NAVIGATORS	27.58	1.49	5.40%		25.3	25.9	26.4	27.4	28.7	29.7	30.2	
73. CZECH LUMBERMEN	27.40	1.60	5.84%	(24.8)		(26.3)		(28.5)			(30.0)	
378. FOREARM-FOREARM BREADTH.....												
14. ARMY SEPARATEE *46	44.65	3.91	8.76%		(38.2)		(42.0)		(47.3)		(51.1)	
19. USAF SURVEY 1965	48.26	4.70	9.74%	39.0	41.1	42.4	44.8	47.9	51.3	54.6	56.6	60.3
20. OFFICERS---1965	49.82	3.79	7.61%	40.9	43.7	45.1	47.3	49.7	52.2	54.6	55.3	60.1
21. ENLISTED MEN *65	48.94	4.58	9.36%	39.6	41.9	43.2	45.6	48.6	52.0	55.1	57.0	60.3
23. BASIC TRAINEE *65	47.70	4.80	10.06%	38.7	40.7	41.9	44.1	47.1	50.7	54.3	56.5	60.3
25. USAF FLY PRSNL *67	54.32	3.78	6.96%	45.8	48.2	49.5	51.7	54.2	56.9	59.3	60.7	63.3
26. STUDENT PLT *67	53.85	3.79	7.04%	46.0	47.8	49.0	51.2	53.7	56.4	58.8	60.4	63.5
27. RATED PILOTS *67	54.60	3.78	6.92%	45.9	48.5	49.8	52.0	54.5	57.1	59.5	60.9	63.5
28. SOT NAVIGAT *67	53.99	3.90	7.22%		47.1	48.7	51.5	54.3	56.6	58.6	60.0	
29. RTD NAVIGAT *67	54.34	3.68	6.77%	46.2	48.3	49.6	51.8	54.3	56.8	59.2	60.6	63.5
30. ARMY SOLDIERS *66	45.98	4.22	9.18%	37.9	39.8	40.9	43.0	45.6	48.6	51.6	53.6	57.6
31. NAVY ENLISTED *66	45.53	4.57	10.04%	36.9	39.0	40.1	42.2	45.0	48.4	51.8	53.9	57.7
33. MARINE ENLIST *66	45.66	3.65	7.99%	38.2	40.2	41.3	43.2	45.4	47.8	50.3	52.0	55.8
36. ARMY AVIATORS *70	50.57	4.46	8.82%	40.4	43.2	44.8	47.5	50.6	53.6	56.3	58.0	61.2
75. LATIN AMERICANS	43.50	3.40	7.82%		38.1	39.1	40.5	42.7	45.0	47.3	49.1	
381. FOREARM-HAND LENGTH.....												
1. STEWARDESSES 1971	43.52	1.71	3.93%		40.7	41.3	42.4	43.6	44.7	45.7	46.4	
5. MAC-SEPARATEE 1946	42.41	2.08	4.90%	37.4	38.9	39.7	41.1	42.5	43.8	45.0	45.8	47.5
13. AIR TRAFFIC CNTRL	47.95	2.26	4.71%		44.1	44.9	46.1	47.6	49.1	50.5	51.4	
14. ARMY SEPARATEE *46	47.52	2.59	5.45%		(43.3)		(45.8)		(49.3)		(51.8)	
18. USAF FLY PRSNL *50	47.88	2.03	4.24%	43.2	44.6	45.3	46.5	47.9	49.3	50.5	51.2	52.6
24. NAVY FLYERS *64	48.47	1.90	3.92%	44.4	45.5	46.1	47.1	48.4	49.8	51.0	51.7	52.9
30. ARMY SOLDIERS *66	47.96	2.31	4.82%	42.7	44.3	45.1	46.4	47.9	49.4	51.0	51.9	53.8
31. NAVY ENLISTED *66	47.66	2.14	4.49%	43.0	44.2	45.0	46.2	47.6	49.1	50.4	51.3	53.1
33. MARINE ENLIST *66	47.82	2.22	4.64%	42.9	44.4	45.1	46.3	47.7	49.3	50.8	51.7	53.4
34. ARMY AVIATORS *59	48.33	2.18	4.51%		44.7	45.9	46.9	48.5	49.7	51.3	51.8	
36. ARMY AVIATORS *70	48.14	2.09	4.34%	43.4	44.7	45.4	46.7	48.1	49.5	50.8	51.6	53.5
44. SWEDISH CIV. WOMEN	44.20	2.46	5.57%		(40.2)		(42.5)		(45.9)		(48.2)	
58. GERMAN TANKERS	47.45	2.01	4.24%		44.1	44.8	46.2	47.5	48.9	50.0	50.4	
65. ROYAL ARMOR CORP	47.26	2.01	4.25%		44.0	44.6	45.9	47.3	48.6	49.8	50.5	
66. ROYAL AIR FORCE	47.97	2.03	4.23%	43.2	44.7	45.5	46.6	47.9	49.3	50.6	51.4	53.1
70. NEW ZEALAND AIRF.	48.02	2.05	4.27%		(44.6)		(46.6)		(49.4)		(51.4)	
75. LATIN AMERICANS	45.90	2.20	4.79%		42.2	42.9	44.1	45.5	47.0	48.3	49.4	
80. JAPANESE AIRFORCE	44.34	1.77	3.99%		41.4	42.1	43.2	44.3	45.5	46.6	47.2	
81. JAPAN AF PILOTS	44.54	1.61	3.61%		42.0	42.6	43.5	44.5	45.6	46.6	47.2	

ENGLISH VALUES	MEAN	STD DEV	COEF OF V	-N-	1ST	5TH	10TH	25TH	50TH	75TH	90TH	95TH	99TH
370. FOREARM CIRCUMFERENCE, RELAXED-CONTINUED													
59. GERMAN AVIATORS	10.76	.60	5.58%	1006	9.4	9.7	10.0	10.3	10.8	11.2	11.5	11.7	12.1
68. RCAF PILOTS	10.99	.60	5.46%	314		10.0	10.2	10.6	11.0	11.4	11.8	12.0	
69. RCAF NAVIGATORS	10.86	.59	5.43%	230		10.0	10.2	10.4	10.8	11.3	11.7	11.9	
73. CZECH LUMBERMEN	10.79	.63	5.84%	2400		(9.8)	(10.4)	(10.4)	(11.2)	(11.2)	(11.8)	(11.8)	
378. FOREARM-FOREARM BREADTH.....													
14. ARMY SEPARATEE '46	17.58	1.54	8.76%	***		(15.0)	(16.7)	(16.5)	(18.9)	(18.6)	(20.1)	(20.1)	
19. USAF SURVEY 1965	19.00	1.85	9.74%	3859	15.4	16.2	16.7	17.6	18.9	20.2	21.5	22.3	23.7
20. OFFICERS----1965	19.61	1.49	7.60%	549	16.1	17.2	17.8	18.6	19.6	20.5	21.5	22.2	23.7
21. ENLISTED MEN '65	19.27	1.80	9.34%	792	15.6	16.5	17.0	18.0	19.2	20.5	21.7	22.5	23.7
23. BASIC TRAINEE '65	18.78	1.89	10.06%	2527	15.2	16.0	16.5	17.4	18.6	20.0	21.4	22.3	23.8
25. USAF FLY PRSNL '67	21.39	1.49	6.97%	2420	18.0	19.0	19.5	20.4	21.4	22.4	23.3	23.9	24.9
26. STUDENT PLT '67	21.20	1.49	7.03%	505	18.1	18.8	19.3	20.2	21.2	22.2	23.2	23.8	25.0
27. RATED PILOTS '67	21.50	1.49	6.93%	1187	18.1	19.1	19.6	20.5	21.5	22.5	23.4	24.0	25.0
28. SOT NAVIGAT '67	21.25	1.53	7.20%	188		18.5	19.2	20.3	21.4	22.3	23.1	23.6	
29. RTO NAVIGAT '67	21.39	1.45	6.78%	505	18.2	19.0	19.5	20.4	21.4	22.4	23.3	23.9	25.0
30. ARMY SOLDIERS '66	18.10	1.66	9.17%	6682	14.9	15.7	16.1	16.9	18.0	19.1	20.3	21.1	22.7
31. NAVY ENLISTED '66	17.93	1.80	10.04%	4095	14.5	15.4	15.8	16.6	17.7	19.0	20.4	21.2	22.7
33. MARINE ENLIST '66	17.98	1.44	8.01%	2008	15.0	15.8	16.3	17.0	17.9	18.8	19.8	20.5	22.0
36. ARMY AVIATORS '70	19.91	1.76	8.84%	1482		17.0	17.6	18.7	19.9	21.1	22.2	22.8	
75. LATIN AMERICANS	17.10	1.30	7.60%	1985		15.0	15.4	15.9	16.8	17.7	18.6	19.3	
381. FOREARM-HAND LENGTH.....													
1. STEWARDESSES 1971	17.13	.67	3.91%	423		16.0	16.3	16.7	17.2	17.6	18.0	18.3	
5. BAG-SEPARATEE 1946	16.70	.82	4.91%	7563	14.7	15.3	15.6	16.2	16.7	17.2	17.7	18.0	18.7
13. AIR TRAFFIC CNTRL	18.88	.89	4.71%	681		17.4	17.7	18.1	18.7	19.3	19.9	20.2	
14. ARMY SEPARATEE '46	18.71	1.02	5.45%	***		(17.0)	(18.0)	(18.0)	(19.4)	(19.4)	(20.4)	(20.4)	
18. USAF FLY PRSNL '50	18.85	.80	4.24%	4000	17.0	17.5	17.8	18.3	18.9	19.4	19.9	20.2	20.7
24. NAVY FLYERS '64	19.08	.75	3.93%	1529	17.5	17.9	18.1	18.6	19.1	19.6	20.1	20.4	20.8
30. ARMY SOLDIERS '66	18.88	.91	4.82%	6682	16.8	17.4	17.8	18.3	18.9	19.5	20.1	20.4	21.2
31. NAVY ENLISTED '66	18.76	.84	4.48%	4095	16.9	17.4	17.7	18.2	18.8	19.3	19.9	20.2	20.9
33. MARINE ENLIST '66	18.83	.87	4.62%	2008	16.9	17.5	17.8	18.2	18.8	19.4	20.0	20.4	21.0
34. ARMY AVIATORS '59	19.03	.86	4.52%	500		17.6	18.1	18.5	19.1	19.6	20.2	20.4	
36. ARMY AVIATORS '70	18.95	.82	4.33%	1482		17.6	17.9	18.4	19.0	19.5	20.0	20.3	
44. SWEDISH CIV. WOMEN	17.40	.97	5.57%	215		(15.8)	(16.7)	(16.7)	(18.1)	(18.1)	(19.0)	(19.0)	
58. GERMAN TANKERS	18.68	.79	4.23%	239		17.4	17.6	18.2	18.7	19.2	19.7	19.9	
65. ROYAL ARMOR CORP	18.61	.79	4.25%	500		17.3	17.6	18.1	18.6	19.1	19.6	19.9	20.9
66. ROYAL AIR FORCE	18.89	.80	4.24%	1999	17.0	17.6	17.9	18.4	18.9	19.4	19.9	20.3	
70. NEW ZEALAND AIRF.	18.91	.81	4.28%	238		(17.6)	(18.4)	(18.4)	(19.5)	(19.5)	(20.2)	(20.2)	
75. LATIN AMERICANS	18.00	.90	5.30%	1985		16.6	16.9	17.4	17.9	18.5	19.0	19.4	
80. JAPANESE AIRFORCE	17.45	.70	4.01%	1170		16.3	16.6	17.0	17.4	17.9	18.3	18.6	
81. JAPAN AF PILOTS	17.54	.63	3.59%	210		16.5	16.8	17.1	17.5	18.0	18.3	18.6	

METRIC VALUES	MEAN	STD DEV	COEF OF V	-V-	1ST	5TH	10TH	25TH	50TH	75TH	90TH	95TH	99TH
381. FOREARM-HAND LENGTH-CONTINUED													
82. JAPAN AF NAVIG	44.43	1.77	3.98%	538		41.6	42.2	43.2	44.4	45.6	46.7	47.3	
83. JAPANESE PILOTS	44.38	1.78	4.01%	211		41.5	42.0	43.1	44.4	45.7	46.6	47.0	
84. THAI MILITARY	45.70	2.00	4.38%	2950		42.5	43.0	44.5	46.0	47.0	48.5	49.0	
85. VIETNAM MILITARY	44.47	1.95	4.38%	2129	40.1	41.3	42.0	43.1	44.4	45.8	47.0	47.8	49.1
86. R.O.K.A.F. PILOTS	44.24	1.89	4.27%	264		41.5	42.1	43.0	44.2	45.4	46.7	47.4	
87. KOREAN FORCES -65	44.00	2.00	4.55%	3747		41.1	41.9	43.0	44.1	45.3	46.2	46.7	
89. SWEDISH AVIATORS	48.06	1.94	4.04%	240		(44.9)	(46.8)	(49.4)	(51.3)				
90. IRANIAN MILITARY	46.05	1.96	4.26%	9414		42.9	43.6	44.7	46.0	47.4	48.6	49.4	
386. FUNCTIONAL LEG LENGTH.....													
36. ARMY AVIATORS '70	112.17	4.99	4.45%	1482	101.1	103.9	105.7	108.8	112.2	115.5	118.5	120.4	124.6
389. GLABELLA TO TOP OF HEAD.....													
19. USAF SURVEY 1965	9.21	.81	8.79%	3859	7.2	7.9	8.2	8.7	9.2	9.8	10.3	10.5	11.1
20. OFFICERS---1965	8.83	.91	10.31%	549	6.8	7.4	7.7	8.2	8.8	9.4	10.0	10.4	11.1
21. ENLISTED MEN '65	9.19	.83	9.03%	732	7.3	7.8	8.1	8.6	9.2	9.8	10.3	10.6	11.1
23. BASIC TRAINEE '65	9.30	.75	8.06%	2527	7.5	8.1	8.4	8.8	9.3	9.8	10.3	10.6	11.1
25. USAF FLY PRSNL '67	9.27	.97	10.46%	2420	7.2	7.7	8.0	8.6	9.3	9.9	10.5	10.9	11.7
26. STUDENT PLT '67	9.64	.99	10.27%	505	7.4	8.0	8.4	9.0	9.6	10.3	10.9	11.3	12.1
27. RATED PILOTS '67	9.13	.95	10.41%	1187	7.0	7.6	7.9	8.5	9.1	9.8	10.4	10.7	11.5
28. SDT NAVIGAT '67	9.17	.91	9.92%	188		7.6	8.0	8.6	9.2	9.8	10.3	10.6	
29. RTO NAVIGAT '67	9.29	.93	10.01%	505	7.2	7.8	8.1	8.6	9.3	9.9	10.5	10.9	11.3
36. ARMY-AVIATORS--70	8.64	.92	10.65%	1482	6.5	7.2	7.5	8.0	8.6	9.3	9.9	10.2	10.8
48. NATO SURVEY-60/61	8.80	.84	9.55%	3099	6.9	7.4	7.7	8.2	8.8	9.4	9.9	10.2	10.8
49. TURKISH MIL. '60	8.76	.91	10.39%	636	6.7	7.2	7.5	8.1	8.8	9.4	9.9	10.2	10.8
50. GREEK MILIT '61	9.12	.79	8.66%	1071	7.3	7.8	8.1	8.6	9.1	9.7	10.2	10.4	11.0
51. ITALIAN MIL. '61	8.56	.76	8.88%	1342	6.8	7.3	7.6	8.0	8.6	9.1	9.5	9.8	10.4
59. GERMAN AVIATORS	8.90	1.19	13.37%	1006	6.3	7.0	7.4	8.1	8.9	9.7	10.5	10.9	11.7
391. GLABELLA TO WALL.....													
19. USAF SURVEY 1965	19.83	.71	3.58%	3859	18.2	18.7	18.9	19.3	19.8	20.3	20.8	21.0	21.5
20. OFFICERS---1965	20.09	.67	3.33%	549	18.5	19.0	19.3	19.6	20.1	20.5	21.0	21.2	21.6
21. ENLISTED MEN '65	19.87	.69	3.47%	732	18.3	18.7	19.0	19.4	19.9	20.3	20.7	21.0	21.6
23. BASIC TRAINEE '65	19.75	.72	3.65%	2527	18.1	18.6	18.9	19.3	19.7	20.2	20.7	21.0	21.4
25. USAF FLY PRSNL '67	20.35	.67	3.29%	2420	18.8	19.3	19.5	19.9	20.3	20.8	21.2	21.5	22.0
26. STUDENT PLT '67	20.37	.70	3.44%	505	18.7	19.3	19.5	19.9	20.4	20.8	21.3	21.6	22.0
27. RATED PILOTS '67	20.35	.67	3.29%	1187	18.8	19.3	19.5	19.9	20.3	20.8	21.2	21.5	22.0
28. SDT NAVIGAT '67	20.36	.69	3.39%	188		19.2	19.4	19.9	20.4	20.9	21.3	21.5	22.0
29. RTO NAVIGAT '67	20.32	.65	3.20%	505	18.9	19.3	19.5	19.9	20.3	20.8	21.2	21.4	21.9
48. NATO SURVEY-60/61	19.36	.78	4.03%	3099	17.6	18.1	18.3	18.8	19.4	19.9	20.4	20.7	21.1
49. TURKISH MIL. '60	18.85	.70	3.71%	686	17.3	17.7	18.0	18.4	18.8	19.3	19.7	20.0	20.6
50. GREEK MILIT '61	19.14	.68	3.55%	1071	17.6	18.0	18.3	18.7	19.1	19.6	20.0	20.3	20.7

ENGLISH VALUES	MEAN	STD DEV	COEF OF V	-N-	1ST	5TH	10TH	25TH	50TH	75TH	90TH	95TH	99TH
381. FOREARM-HAND LENGTH-CONTINUED													
82. JAPAN AF NAVIG	17.49	.70	4.00%	538		16.4	16.6	17.0	17.5	18.0	18.4	18.6	
83. JAPANESE PILOTS	17.47	.70	4.01%	211		16.3	16.5	17.0	17.5	18.0	18.3	18.5	
84. THAI MILITARY	17.99	.78	4.34%	2950		16.7	16.9	17.5	18.1	18.5	19.1	19.3	
85. VIETNAM MILITARY	17.51	.77	4.40%	2129	15.8	16.3	16.5	17.0	17.5	18.0	18.5	18.8	19.3
86. R.O.K.A.F. PILOTS	17.42	.74	4.25%	264		16.3	16.6	16.9	17.4	17.9	18.4	18.7	
87. KOREAN FORCES -65	17.32	.79	4.56%	3747		16.2	16.5	16.9	17.4	17.8	18.2	18.4	
89. SWEDISH AVIATORS	18.92	.76	4.02%	240	(17.7)			(18.4)		(19.4)		(20.2)	
90. IRANIAN MILITARY	18.13	.77	4.25%	9414	16.9	17.2	17.6	18.1	18.6	19.1	19.4		
386. FUNCTIONAL LEG LENGTH.....													
36. ARMY AVIATORS '70	44.16	1.96	4.44%	1482	39.8	40.9	41.6	42.8	44.2	45.5	46.7	47.4	49.0
389. GLABELLA TO TOP OF HEAD.....													
19. USAF SURVEY 1965	3.62	.32	8.84%	3869	2.9	3.1	3.2	3.4	3.6	3.8	4.0	4.2	4.4
20. OFFICERS---1965	3.48	.36	10.34%	549	2.7	2.9	3.0	3.2	3.5	3.7	4.0	4.1	4.4
21. ENLISTED MEN '65	3.62	.33	9.12%	792	2.9	3.1	3.2	3.4	3.6	3.8	4.0	4.2	4.4
23. BASIC TRAINEE '65	3.66	.30	8.20%	2527	2.9	3.2	3.3	3.5	3.7	3.9	4.0	4.2	4.4
25. USAF FLY PRSNL '67	3.65	.38	10.41%	2420	2.8	3.0	3.2	3.4	3.6	3.9	4.2	4.3	4.6
26. STUDENT PLT '67	3.80	.39	10.26%	505	2.9	3.2	3.3	3.5	3.8	4.1	4.3	4.5	4.8
27. RATED PILOTS '67	3.60	.37	10.28%	1187	2.8	3.0	3.1	3.3	3.6	3.8	4.1	4.2	4.5
28. SOT NAVIGAT '67	3.61	.36	9.97%	188		3.0	3.1	3.4	3.6	3.8	4.0	4.2	
29. RTO NAVIGAT '67	3.66	.37	10.11%	505	2.8	3.1	3.2	3.4	3.6	3.9	4.2	4.3	4.5
36. ARMY AVIATORS '70	3.40	.36	10.59%	1482		2.8	2.9	3.2	3.4	3.7	3.9	4.0	4.3
48. NATO SURVEY-60/61	3.46	.33	9.54%	3099	2.7	2.9	3.0	3.2	3.5	3.7	3.9	4.0	4.3
49. TURKISH MIL '60	3.45	.36	10.43%	686	2.6	2.8	3.0	3.2	3.5	3.7	3.9	4.0	4.2
50. GREEK MILIT '61	3.59	.31	8.64%	1071	2.9	3.1	3.2	3.4	3.6	3.8	4.0	4.1	4.3
51. ITALIAN MIL '61	3.37	.30	8.90%	1342	2.7	2.9	3.0	3.2	3.4	3.6	3.8	3.9	4.1
59. GERMAN AVIATORS	3.50	.47	13.43%	1006	2.5	2.8	2.9	3.2	3.5	3.8	4.1	4.3	4.6
391. GLABELLA TO WALL.....													
19. USAF SURVEY 1965	7.81	.28	3.59%	3869	7.2	7.4	7.4	7.6	7.8	8.0	8.2	8.3	8.5
20. OFFICERS---1965	7.91	.26	3.29%	549	7.3	7.5	7.6	7.7	7.9	8.1	8.3	8.4	8.5
21. ENLISTED MEN '65	7.82	.27	3.45%	792	7.2	7.4	7.5	7.6	7.8	8.0	8.2	8.3	8.5
23. BASIC TRAINEE '65	7.78	.28	3.60%	2527	7.1	7.3	7.4	7.6	7.8	8.0	8.2	8.3	8.4
25. USAF FLY PRSNL '67	8.01	.27	3.37%	2420	7.4	7.6	7.7	7.8	8.0	8.2	8.4	8.5	8.7
26. STUDENT PLT '67	8.02	.28	3.49%	505	7.4	7.6	7.7	7.8	8.0	8.2	8.4	8.5	8.7
27. RATED PILOTS '67	8.01	.26	3.25%	1187	7.4	7.6	7.7	7.8	8.0	8.2	8.4	8.5	8.7
28. SOT NAVIGAT '67	8.02	.27	3.37%	188		7.6	7.7	7.8	8.0	8.2	8.4	8.5	
29. RTO NAVIGAT '67	8.00	.26	3.25%	505	7.4	7.6	7.7	7.8	8.0	8.2	8.3	8.4	8.6
48. NATO SURVEY-60/61	7.62	.31	4.07%	3099	6.9	7.1	7.2	7.4	7.6	7.8	8.0	8.1	8.3
49. TURKISH MIL '60	7.42	.28	3.77%	686	6.8	7.0	7.1	7.2	7.4	7.6	7.8	7.9	8.1
50. GREEK MILIT '61	7.54	.27	3.58%	1071	6.9	7.1	7.2	7.4	7.5	7.7	7.9	8.0	8.2

METRIC VALUES	MEAN	STD DEV	COEF OF V	-N-	1ST	5TH	10TH	25TH	50TH	75TH	90TH	95TH	99TH
391. GLABELLA TO WALL-CONTINUED													
51. ITALIAN MIL.'61	19.80	.66	3.33%	1342	18.3	18.7	18.9	19.3	19.8	20.3	20.7	20.9	21.3
59. GERMAN AVIATORS	19.72	.75	3.80%	1006	18.0	18.5	18.8	19.2	19.7	20.2	20.7	21.0	21.5
395. GLUTEAL ARC.....													
-6. WAE-BASIC-IB-1952	29.08	2.34	8.05%	839		25.7	26.4	27.6	29.0	30.5	32.1	33.2	
17. USAF BASIC TR '52	26.26	2.05	7.81%	2012		23.1	23.8	24.9	26.2	27.6	28.9	29.7	
18. USAF FLY PRSNL '50	29.55	1.99	6.73%	4000	24.8	26.3	27.0	28.2	29.5	30.9	32.2	32.9	34.2
24. NAVY-FLYERS-'64--	27.70	2.00	7.22%	1529	23.2	24.5	25.2	26.3	27.7	29.1	30.3	31.1	32.4
86. R.O.K.A.F. PILOTS	26.64	2.46	9.23%	264		23.7	24.6	26.0	27.4	29.1	30.7	31.3	
398. GLUTEAL FURROW HEIGHT.....													
6. WAF BASIC TR 1952	74.29	4.00	5.38%	848		68.2	69.5	71.6	74.0	76.6	79.4	81.0	
7. AIR FORCE WMN '68	72.70	3.96	5.45%	1905	64.2	66.4	67.7	69.9	72.6	75.3	77.9	79.4	82.2
8. WAF-NURSE OFCS	72.52	4.03	5.56%	548	63.6	66.0	67.4	69.8	72.5	75.2	77.6	79.2	82.4
9. ENLISTED WAFS/W	72.64	3.88	5.34%	1216	64.4	66.6	67.8	69.9	72.5	75.2	77.7	79.3	82.0
10. --ENLISTED-WAES/B	74.16	4.03	5.43%	131		67.7	68.7	71.1	74.1	77.3	79.8	80.9	
13. AIR TRAFFIC CNTRL	79.69	4.24	5.32%	678		73.1	74.0	76.3	79.3	82.1	84.9	86.6	
17. USAF BASIC TR '52	80.53	4.38	5.44%	3330		73.5	75.0	77.5	80.5	83.4	86.1	87.8	
18. USAF FLY PRSNL '50	80.18	4.09	5.10%	4000	70.8	73.5	75.0	77.4	80.2	82.9	85.5	87.0	90.2
19. USAF SURVEY 1965	80.65	4.35	5.39%	3869	71.0	73.8	75.2	77.7	80.5	83.5	86.3	88.1	91.6
20. OFFICERS---1965	80.93	4.11	5.08%	549	72.1	74.2	75.6	78.1	80.9	83.7	86.3	87.9	91.0
21. ENLISTED MEN '65	80.01	4.37	5.46%	792	69.6	73.1	74.6	77.0	79.8	82.9	85.9	87.6	90.3
23. BASIC TRAINEE '65	80.78	4.37	5.41%	2527	71.2	73.9	75.3	77.8	80.6	83.6	86.5	88.3	92.1
24. NAVY FLYERS '64	81.31	4.00	4.92%	1529	72.7	74.9	76.2	78.5	81.2	84.1	86.6	88.1	90.6
25. USAF FLY PRSNL '67	81.11	4.01	4.94%	2426	71.7	74.6	76.0	78.4	81.0	83.8	86.3	87.9	90.8
26. STUDENT PLT '67	81.37	3.75	4.61%	505	73.4	75.2	76.5	78.7	81.3	83.9	86.3	87.6	90.2
27. RATED PILOTS '67	81.13	4.00	4.93%	1187	71.6	74.6	76.0	78.4	81.1	83.8	86.3	87.8	90.6
28. SOT NAVIGAT '67	81.51	3.97	4.87%	188		75.1	76.5	78.7	81.3	84.3	87.0	88.5	
29. --RID-NAVIGAT-'67	80.79	4.22	5.22%	505	70.5	74.1	75.6	78.0	80.6	83.5	86.3	88.1	91.3
48. NATO SURVEY-60/61	76.42	3.89	5.09%	3325	67.9	70.1	71.4	73.7	76.3	79.0	81.5	83.0	85.9
49. TURKISH MIL. '60	76.06	3.64	4.79%	912	68.3	70.1	71.3	73.5	76.0	78.6	80.8	82.1	84.6
50. GREEK MILIT '61	76.00	3.72	4.89%	1071	68.0	70.0	71.3	73.5	75.9	78.4	80.7	82.3	86.0
51. ITALIAN MIL. '61	77.00	4.11	5.34%	1342	67.6	70.2	71.7	74.2	77.0	79.8	82.3	83.8	86.7
59. GERMAN AVIATORS	81.25	4.11	5.06%	1006	71.9	74.5	76.0	78.4	81.2	84.0	86.6	88.1	90.8
86. R.O.K.A.F. PILOTS	73.01	3.33	4.56%	264		67.6	68.4	70.5	73.3	75.2	77.3	78.6	
402. GRIP DIAMETER INSIDE.....													
18. USAF-ELY-PRSNL-'50	4.76	.33	6.93%	4000	4.1	4.2	4.3	4.6	4.8	5.0	5.1	5.2	5.6
52. BANTU MINERS	4.85	.35	7.22%	485		4.3			4.8			5.5	
78. SOUTH AFRICANS	4.91	.33	6.72%	1449		4.3			4.9			5.4	
80. JAPANESE AIRFORCE	4.63	.32	6.91%	1176		4.1	4.2	4.4	4.6	4.8	5.1	5.2	
81. JAPAN AF PILOTS	4.64	.32	6.90%	210		4.1	4.2	4.4	4.6	4.9	5.1	5.2	

ENGLISH VALUES	MEAN	STD DEV	COEF OF V	-N-	1ST	5TH	10TH	25TH	50TH	75TH	90TH	95TH	99TH
-- -- -- -- -- PERCENTILES -- -- -- -- --													
391. GLABELLA TO WALL-CONTINUED													
51. ITALIAN MIL.*61	7.79	.26	3.34%	1342	7.2	7.4	7.5	7.6	7.8	8.0	8.1	8.2	8.4
59.GERMAN AVIATORS	7.76	.30	3.87%	1006	7.1	7.3	7.4	7.6	7.8	8.0	8.1	8.3	8.5
395. GLUTEAL ARC.....													
-6.WAF-BASIC-IR-1952	11.45	.92	8.03%	839	9.6	10.1	10.4	10.9	11.4	12.0	12.6	13.1	14.1
17.USAF BASIC TR *52	10.34	.81	7.83%	2012	8.6	9.1	9.4	9.8	10.3	10.9	11.4	11.7	12.2
18.USAF FLY PRSNL*50	11.63	.78	6.71%	4000	9.8	10.4	10.6	11.1	11.6	12.2	12.7	13.0	13.5
24.NAVY ELYERS.*64--	10.91	.79	7.24%	1529	9.1	9.6	9.9	10.4	10.9	11.4	12.0	12.2	12.8
86.R.O.K.A.F. PILOTS	10.49	.97	9.25%	264		9.4	9.7	10.2	10.8	11.5	12.1	12.3	
398. GLUTEAL FURROW HEIGHT.....													
6.WAF BASIC TR 1952	29.25	1.58	5.40%	848	25.9	26.9	27.4	28.2	29.1	30.2	31.3	31.9	33.5
7.AIR FORCE WMN *68	28.62	1.56	5.45%	1905	25.3	26.2	26.7	27.5	28.6	29.7	30.7	31.3	32.4
8. WAF-NURSE OFCS	28.55	1.58	5.53%	548	25.0	26.0	26.5	27.5	28.6	29.6	30.6	31.2	32.4
9. ENLISTED WAFS/W	28.60	1.53	5.35%	1216	25.4	26.2	26.7	27.5	28.5	29.6	30.6	31.2	32.3
10.--ENLISTED WAFS/B	29.20	1.59	5.45%	131		26.6	27.1	28.0	29.2	30.4	31.4	31.9	
13.AIR TRAFFIC CNTRL	31.37	1.67	5.32%	678	27.7	28.8	29.2	30.1	31.2	32.3	33.4	34.1	35.9
17.USAF BASIC TR *52	31.70	1.72	5.43%	3330	27.9	28.9	29.5	30.5	31.7	32.8	33.6	34.3	35.5
18.USAF FLY PRSNL*50	31.57	1.61	5.10%	4000	28.0	29.1	29.6	30.6	31.7	32.9	34.0	34.7	36.1
19.USAF SURVEY 1965	31.75	1.71	5.39%	3859	28.4	29.2	29.8	30.7	31.8	33.0	34.0	34.6	35.8
20. OFFICERS---1965	31.86	1.62	5.08%	549	27.4	28.8	29.4	30.3	31.4	32.6	33.8	34.5	35.6
21. ENLISTED MEN*65	31.50	1.72	5.46%	792	27.4	28.8	29.4	30.3	31.4	32.6	33.8	34.5	35.6
23. BASIC TRAINEE65	31.80	1.72	5.41%	2527	28.0	29.1	29.7	30.6	31.8	32.9	34.0	34.8	36.3
24.NAVY FLYERS *64	32.01	1.57	4.90%	1529	28.6	29.5	30.0	30.9	32.0	33.1	34.1	34.7	35.7
25.USAF FLY PRSNL*67	31.93	1.58	4.95%	2420	28.2	29.4	29.9	30.9	31.9	33.0	34.0	34.6	35.8
26. STUDENT PLT *67	32.03	1.48	4.62%	505	28.9	29.6	30.1	31.0	32.0	33.0	34.0	34.5	35.5
27. RATED PILOTS*67	31.94	1.58	4.95%	1187	28.2	29.4	29.9	30.9	31.9	33.0	34.0	34.6	35.7
28. SOT NAVIGAT *67	32.09	1.56	4.86%	188		29.6	30.1	31.0	32.0	33.2	34.3	34.9	
29A---BIO-NAVIGAT--52	31.81	1.66	5.22%	505	27.8	29.2	29.8	30.7	31.7	32.9	34.0	34.7	35.9
48.NATO SURVEY-60/61	30.09	1.53	5.08%	3325	26.8	27.6	28.1	29.0	30.1	31.1	32.1	32.7	33.8
49. TURKISH MIL.*60	29.94	1.43	4.78%	912	26.9	27.6	28.1	28.9	29.9	30.9	31.8	32.3	33.3
50. GREEK MILIT *61	29.92	1.47	4.91%	1071	26.8	27.6	28.1	28.9	29.9	30.9	31.8	32.4	33.9
51. ITALIAN MIL.*61	30.32	1.62	5.34%	1342	26.6	27.6	28.2	29.2	30.3	31.4	32.4	33.0	34.1
59.GERMAN AVIATORS	31.99	1.62	5.06%	1006	28.3	29.3	29.9	30.9	32.0	33.1	34.1	34.7	35.7
86.R.O.K.A.F. PILOTS	28.75	1.31	4.56%	264		26.6	26.9	27.8	28.8	29.6	30.4	30.9	
402. GRIP DIAMETER, INSIDE.....													
18.USAE_ELY PRSNL*50	1.87	.13	6.95%	4000	1.6	1.7	1.7	1.8	1.9	2.0	2.0	2.1	2.2
52.BANTU MINERS	1.91	.14	7.33%	485		1.7			1.9			2.2	
78.SOUTH AFRICANS	1.93	.13	6.74%	1449		1.7			1.9			2.1	
80.JAPANESE AIRFORCE	1.82	.13	7.14%	1176		1.6	1.7	1.7	1.8	1.9	2.0	2.0	
81. JAPAN AF PILOTS	1.83	.13	7.10%	210		1.6	1.7	1.7	1.8	1.9	2.0	2.0	

METRIC VALUES	MEAN	STD DEV	COEF OF V	-V-	1ST	5TH	10TH	25TH	PERCENTILES -	50TH	75TH	90TH	95TH	99TH
402. GRIP DIAMETER INSIDE-CONTINUED														
82. JAPAN AF NAVIG	4.62	.32	6.93%	538		4.1	4.2	4.4		4.6	4.8	5.0	5.2	
86.R.O.K.A.F. PILOTS	4.76	.26	5.46%	264		4.4	4.4	4.5		4.8	4.9	5.1	5.2	
404. GRIP DIAMETER OUTSIDE.....														
18.USAELY-PRSNL-50	10.36	.56	5.41%	4000	9.0	9.4	9.6	10.0		10.4	10.7	11.1	11.3	11.7
78.SOUTH AFRICANS	10.46	.58	5.54%	1398		9.3				10.3			11.2	
86.R.O.K.A.F. PILOTS	9.77	.49	5.02%	264		9.0	9.2	9.5		9.8	10.1	10.4	10.5	
407. GRIP STRENGTH.....														
7.AIR FORCE MMN #68	29.89	5.70	19.07%	1905	18.0	21.0	22.8	26.0		29.7	33.5	37.2	39.6	44.8
8. WAF-NURSE OFCRS	30.86	5.79	18.76%	548	17.4	21.7	23.8	27.2		30.8	34.5	38.1	40.5	45.4
9. ENLISTED WAFS/W	29.35	5.55	18.91%	1216	18.0	20.8	22.4	25.5		29.1	32.9	36.5	38.9	43.6
10.---ENLISTED-WAESZB	31.02	6.07	19.57%	131		21.9	23.9	26.9		30.5	34.8	39.1	41.8	
19.USAF SURVEY 1965	49.48	7.42	15.00%	3869	34.1	38.0	40.3	44.4		49.1	54.1	58.9	62.2	69.3
20. OFFICERS---1965	52.80	7.20	13.64%	549	37.1	41.7	44.0	47.8		52.4	57.3	62.2	65.2	70.6
21. ENLISTED MEN#65	50.60	7.70	15.22%	792	35.2	38.6	41.0	45.4		50.4	55.3	60.1	63.6	72.3
23. BASIC TRAINEE65	48.40	7.10	14.67%	2527	33.4	37.4	39.7	43.5		48.0	52.9	57.6	60.6	66.7
25.USAF FLY PRSNL#67	56.38	7.60	13.48%	2420	39.8	44.4	46.9	51.2		56.1	61.3	66.3	69.6	76.5
26. STUDENT PLT #67	56.61	7.76	13.71%	505	40.0	44.7	47.1	51.2		56.1	61.5	67.0	70.4	77.3
27. RATED PILOTS#67	56.73	7.76	13.68%	1187	40.2	44.3	46.9	51.4		56.5	61.7	66.7	70.0	77.4
28. SOT NAVIGAT #67	54.95	7.35	13.38%	188		43.8	46.3	50.0		54.4	59.9	65.4	68.5	
29.---BID-NAVIGAT-52	55.95	7.10	12.69%	505	39.4	44.3	46.9	51.2		55.8	60.4	65.0	68.2	75.3
75.LATIN AMERICANS	41.40	6.90	16.67%	1985		30.0	32.0	36.0		40.0	45.0	50.0	53.0	
409. HALFWAY-TO-HIP CIRCUMFERENCE.....														
5.WAC SEPARATEE1946	85.81	7.50	8.74%	7553	71.3	74.9	77.0	80.6		85.0	90.1	95.6	99.3	107.4
411. HAND BREADTH.....														
1.STENARDESSES 1971	7.37	.32	4.34%	423		6.8	7.0	7.1		7.3	7.6	7.8	8.0	
3.WAS PILOTS 1942	7.80	.30	3.85%	440		7.2	7.3	7.5		7.8	8.0	8.2	8.4	
4.AAF NURSES 1942	7.70	.30	3.90%	142		7.1	7.2	7.4		7.7	7.9	8.1	8.2	
5.WAC SEPARATEE1946	7.68	.50	6.51%	7563	6.7	7.0	7.1	7.3		7.6	8.0	8.4	8.6	9.2
6.WAF BASIC TR 1952	7.66	.49	6.40%	851		6.9	7.1	7.3		7.7	8.0	8.3	8.5	
7.AIR FORCE MMN #68	7.55	.39	5.17%	1905	6.7	6.9	7.1	7.3		7.6	7.8	8.1	8.2	8.5
8. WAF-NURSE OFCRS	7.59	.40	5.27%	548	6.6	6.9	7.1	7.3		7.6	7.9	8.1	8.3	8.6
9. ENLISTED WAFS/W	7.53	.38	5.05%	1216	6.7	6.9	7.0	7.3		7.5	7.8	8.0	8.2	8.4
10.---ENLISTED-WAESZB	7.67	.37	4.82%	131		7.1	7.2	7.4		7.7	7.9	8.2	8.3	
15.A.A.F. CADETS #42	8.67	.43	4.96%	2959		8.0	8.1	8.4		9.6	8.9	9.2	9.4	
16.A.A.F.GUNNERS #42	8.59	.41	4.77%	583		7.9	8.0	8.3		8.6	8.8	9.1	9.2	
17.USAF BASIC TR #52	8.75	.46	5.26%	3317		8.0	8.2	8.4		8.8	9.0	9.3	9.5	
18.USAF FLY PRSNL#50	8.83	.41	4.64%	4000	7.9	8.2	8.3	8.6		8.8	9.1	9.4	9.5	9.8
19.USAF SURVEY 1965	8.87	.47	5.30%	3859	7.8	8.1	8.3	8.6		8.9	9.2	9.5	9.7	10.0

ENGLISH VALUES		MEAN	STD DEV	COEF OF V	-V-	1ST	5TH	10TH	25TH	50TH	75TH	90TH	95TH	99TH
PERCENTILES														
402. GRIP DIAMETER, INSIDE-CONTINUED														
82. JAPAN AF NAVIG	1.82	.13	7.14%	538			1.6	1.7	1.7	1.8	1.9	2.0	2.0	
86.R.O.K.A.F. PILOTS	1.87	.10	5.35%	264			1.7	1.7	1.8	1.9	1.9	2.0	2.0	
404. GRIP DIAMETER, OUTSIDE.....														
18.USAE-ELY PRSNL '50	4.08	.22	5.39%	4000										4.6
78.SOUTH AFRICANS	4.12	.23	5.56%	1398										4.4
86.R.O.K.A.F. PILOTS	3.85	.19	4.94%	254										4.2
407. GRIP STRENGTH.....														
7.AIR FORCE WMN '68	65.90	12.57	19.07%	1905										
8. WAF-NURSE OFCRS	68.04	12.78	18.78%	548										
9. ENLISTED WAFS/W	64.71	12.23	18.90%	1216										
10.---ENLISTED-WAESZB	68.39	13.39	19.58%	131										
19.USAF SURVEY 1965	109.08	16.35	14.99%	3869										
20. OFFICERS---1965	116.40	15.89	13.65%	549										
21. ENLISTED MEN '65	111.55	16.98	15.22%	792										
23. BASIC TRAINEES	106.70	15.65	14.67%	2527										
25.USAF FLY PRSNL '67	124.31	16.75	13.47%	2420										
26. STUDENT PLT '67	124.80	17.11	13.71%	505										
27. RATED PILOTS '67	125.07	17.10	13.67%	1187										
28. SDT NAVIGAT '67	121.15	16.19	13.36%	188										
29.---RQ-NAVIGAT '67	123.34	15.66	12.70%	505										
75.LATIN AMERICANS	91.10	15.20	16.68%	1985										
409. HALFWAY-TO-HIP CIRCUMFERENCE.....														
5.WAC SEPARATEE 1946	33.78	2.95	8.73%	7553										
411. HAND BREADTH.....														
1.STEWARDESSES 1971	2.90	.13	4.48%	423										
3.WAS PILOTS 1942	3.10	.10	3.23%	440										
4.WAF NURSES 1942	3.00	.10	3.33%	142										
5.WAC SEPARATEE 1946	3.02	.20	6.62%	7563										
6.WAF BASIC TR 1952	3.02	.19	6.29%	851										
7.AIR FORCE WMN '68	2.97	.15	5.05%	1905										
8. WAF-NURSE OFCRS	2.99	.16	5.35%	548										
9. ENLISTED WAFS/W	2.96	.15	5.07%	1216										
10.---ENLISTED-WAESZB	3.02	.15	4.97%	131										
15.A.A.F. CADETS '42	3.40	.20	5.88%	2959										
16.A.A.F. GUNNERS '42	3.40	.20	5.88%	593										
17.USAF BASIC TR '52	3.44	.18	5.23%	3317										
18.USAF FLY PRSNL '50	3.48	.16	4.60%	4000										
19.USAF SURVEY 1965	3.49	.19	5.44%	3869										

METRIC VALUES	MEAN	STD DEV	COEF OF V	-N-	1ST	5TH	10TH	25TH	50TH	75TH	90TH	95TH	99TH
411. HAND BREADTH-CONTINUED													
20. OFFICERS--1965	8.90	.44	4.94%	549	7.8	8.2	8.3	8.6	8.9	9.2	9.5	9.6	9.9
21. ENLISTED MEN '65	8.89	.46	5.17%	792	7.8	8.1	8.3	8.6	8.9	9.2	9.5	9.6	10.0
23. BASIC TRAINEE '65	8.86	.48	5.42%	2527	7.7	8.1	8.2	8.5	8.9	9.2	9.5	9.7	10.0
24. NAVY FLYERS '64	8.96	.42	4.69%	1529	8.0	8.3	8.4	8.7	9.0	9.3	9.5	9.7	10.0
25. USAF FLY PRSNL '67	8.90	.41	4.61%	2420	8.0	8.2	8.4	8.6	8.9	9.2	9.4	9.6	9.9
26. STUDENT PLY '67	8.87	.44	4.96%	505	7.9	8.2	8.3	8.6	8.9	9.2	9.4	9.6	10.0
27. RATED PILOTS '67	8.92	.41	4.60%	1187	8.0	8.3	8.4	8.6	8.9	9.2	9.5	9.6	10.0
28. SOT NAVIGAT '67	8.86	.43	4.85%	188	8.0	8.2	8.3	8.6	8.8	9.2	9.4	9.6	
29. RTO NAVIGAT '67	8.90	.41	4.61%	505	8.0	8.3	8.4	8.6	8.9	9.2	9.4	9.6	9.9
30. ARMY SOLDIERS '66	8.90	.49	5.51%	6682	7.8	8.1	8.3	8.6	8.9	9.2	9.5	9.7	10.1
31. NAVY ENLISTED '66	8.96	.58	6.47%	4095	7.7	8.1	8.2	8.5	8.9	9.4	9.7	10.0	10.3
32. NAVY DIVERS '72	8.40	.40	4.76%	100	7.9	7.7	7.9	8.1	8.4	8.7	8.9	9.1	
33. MAKINE ENLIST '66	8.86	.44	4.97%	2008	7.9	8.2	8.3	8.6	8.9	9.2	9.4	9.6	9.9
34. ARMY AVIATORS '59	8.83	.40	4.53%	500	8.0	8.1	8.3	8.6	8.8	9.1	9.3	9.6	
36. ARMY AVIATORS '70	8.85	.41	4.63%	1482	8.0	8.2	8.3	8.6	8.8	9.1	9.4	9.5	9.9
39. LAW-ENFORCE-DEEQR	8.99	.42	4.67%	2986	8.0	8.3	8.5	8.7	9.0	9.3	9.5	9.7	10.0
44. SWEDISH-CIV-WOMEN	7.71	.37	4.80%	214	(7.1)	(7.5)	(8.0)	(8.3)	
48. NATO SURVEY-60/61	8.79	.44	5.01%	3325	7.8	8.1	8.2	8.5	8.8	9.1	9.4	9.5	9.8
49. TURKISH MIL. '60	8.65	.42	4.86%	912	7.6	8.0	8.1	8.4	8.6	8.9	9.2	9.4	9.7
50. GREEK MILIT '61	8.78	.41	4.67%	1071	7.9	8.1	8.3	8.5	8.8	9.1	9.3	9.5	9.8
51. ITALIAN MIL. '61	8.89	.44	4.95%	1342	7.9	8.2	8.3	8.6	8.9	9.2	9.5	9.6	9.9
52. BANTU MINERS	8.52	.43	5.05%	485	7.6	7.6			8.4			9.1	
53. FRENCH ARMY	8.51	.43	5.35%	793	7.8	7.8	8.0	8.2	8.6	8.8	9.0	9.2	
54. FRENCH PILOTS	8.70	.41	4.71%	55	8.1	8.1	8.2	8.4	8.7	9.0	9.2	9.4	
55. FRENCH STUO PILOT	8.48	.39	4.60%	101	7.9	7.9	8.0	8.2	8.4	8.8	9.0	9.1	
56. FRENCH NAVY -I	8.50	.38	4.47%	212	7.9	7.9	8.0	8.3	8.5	8.7	9.0	9.2	
57. FRENCH NAVY -II	8.69	.44	5.06%	100		7.9	8.0	8.4	8.7	8.9	9.3	9.4	
59. GERMAN AVIATORS	8.57	.42	4.90%	1006	7.6	7.9	8.1	8.3	8.6	8.9	9.1	9.3	9.6
60. GERMAN 20 YR OLOS	8.50	.40	4.71%	7144		7.7	8.0	8.1	8.5	8.7	9.0	9.2	
61. GERMANS/25-40 YRS	8.50	.40	4.71%	2643		7.9	8.0	8.2	8.4	8.7	9.0	9.1	
62. CANADIAN MILIT '64	8.91	.45	5.05%	565		8.1	8.3	8.6	9.0	9.2	9.5	9.6	
65. ROYAL ARMOR CORP	8.57	.45	5.25%	500		7.8	8.0	8.2	8.5	8.8	9.1	9.3	
68. RCAF PILOTS	8.58	.50	5.83%	314		7.8	8.1	8.1	8.6	9.1	9.1	9.3	
69. RCAF NAVIGATORS	8.43	.50	5.93%	290		7.6	7.8	8.1	8.3	8.6	9.1	9.1	
73. CZECH LUMBERMEN	8.80	.40	4.55%	1110	(8.1)	(8.5)	(9.1)	(9.5)	
75. LATIN AMERICANS	8.50	.40	4.71%	1985		7.8	7.9	8.1	8.4	8.7	9.0	9.2	
78. SOUTH AFRICANS	8.89	.45	5.06%	1446		8.1			8.8				
80. JAPANESE AIRFORCE	8.40	.42	5.00%	1176		7.8	7.9	8.1	8.4	8.7	8.9	9.1	
81. JAPAN AF PILOTS	8.46	.38	4.49%	210		7.9	8.0	8.2	8.5	8.7	8.9	9.0	
82. JAPAN AF NAVIG	8.39	.43	5.13%	538		7.7	7.9	8.1	8.4	8.7	8.9	9.1	
83. JAPANESE PILOTS	8.61	.53	6.16%	236		7.6	7.9	8.3	8.6	9.0	9.2	9.5	
84. THAI MILITARY	8.50	.40	4.71%	2950		7.7	7.9	8.2	8.4	8.8	9.1	9.2	

ENGLISH VALUES		STD	COEF	1ST	5TH	10TH	25TH	50TH	75TH	90TH	95TH	99TH
		DEV	OF V									
411. HAND BREADTH-CONTINUED												
20.	OFFICERS---1965	.17	4.86%	3.1	3.2	3.3	3.4	3.5	3.6	3.7	3.8	3.9
21.	ENLISTED MEN '65	.18	5.14%	3.1	3.2	3.3	3.4	3.5	3.6	3.7	3.8	3.9
23.	BASIC TRAINEE '65	.19	5.44%	3.1	3.2	3.2	3.4	3.5	3.6	3.7	3.8	3.9
24.	NAVY FLYERS '64	.17	4.82%	3.2	3.3	3.3	3.4	3.5	3.6	3.7	3.8	3.9
25.	USAF FLY PRSNL '67	.16	4.57%	3.1	3.2	3.3	3.4	3.5	3.6	3.7	3.8	3.9
26.	STUDENT PLT '67	.17	4.87%	3.1	3.3	3.3	3.4	3.5	3.6	3.7	3.8	3.9
27.	RATED PILOTS '67	.16	4.56%	3.2	3.3	3.3	3.4	3.5	3.6	3.7	3.8	3.9
28.	SOT NAVIGAT '67	.17	4.87%	3.2	3.2	3.3	3.4	3.5	3.6	3.7	3.8	3.9
29.	RTD NAVIGAT '67	.16	4.56%	3.2	3.3	3.3	3.4	3.5	3.6	3.7	3.8	3.9
30.	ARMY SOLDIERS '66	.19	5.43%	3.1	3.2	3.3	3.4	3.5	3.6	3.7	3.8	4.0
31.	NAVY ENLISTED '66	.23	6.52%	3.1	3.2	3.2	3.4	3.5	3.7	3.8	3.9	4.1
32.	NAVY DIVERS '72	.16	4.83%	3.1	3.1	3.1	3.2	3.3	3.4	3.5	3.6	3.9
33.	MARINE ENLIST '66	.17	4.87%	3.1	3.2	3.3	3.4	3.5	3.6	3.7	3.8	3.9
34.	ARMY AVIATORS '59	.16	4.60%	3.2	3.2	3.3	3.4	3.5	3.6	3.7	3.8	3.9
36.	ARMY AVIATORS '70	.16	4.60%	3.2	3.2	3.3	3.4	3.5	3.6	3.7	3.8	3.9
39.	LAW-ENFORCE-DEEQ8	.17	4.86%	3.2	3.3	3.3	3.4	3.5	3.7	3.8	3.8	3.9
44.	SWEDISH-CIV-WOMEN	.15	4.95%	(2.8	(2.9	(3.1	(3.3)	3.9
48.	NATO SURVEY-66/61	.17	4.91%	3.1	3.2	3.2	3.3	3.4	3.5	3.6	3.7	3.8
49.	TURKISH MIL '60	.17	4.99%	3.0	3.1	3.2	3.3	3.4	3.5	3.6	3.7	3.9
50.	GREEK MILIT '61	.16	4.62%	3.1	3.2	3.3	3.3	3.5	3.6	3.7	3.7	3.9
51.	ITALIAN MIL '61	.17	4.86%	3.1	3.2	3.3	3.4	3.5	3.6	3.7	3.8	3.9
52.	BANTU MINERS	.17	5.07%	3.0	3.0	3.1	3.2	3.3	3.5	3.6	3.6	3.9
53.	FRENCH ARMY	.17	5.07%	3.1	3.1	3.1	3.2	3.4	3.5	3.5	3.6	3.9
54.	FRENCH PILOTS	.16	4.66%	3.2	3.2	3.2	3.3	3.4	3.5	3.6	3.7	3.9
55.	FRENCH STUD PILOT	.15	4.49%	3.1	3.1	3.1	3.2	3.3	3.5	3.6	3.6	3.9
56.	FRENCH NAVY -I	.15	4.48%	3.1	3.1	3.1	3.2	3.3	3.4	3.5	3.6	3.9
57.	FRENCH NAVY -II	.17	4.97%	3.1	3.1	3.1	3.3	3.4	3.5	3.7	3.7	3.8
59.	GERMAN AVIATORS	.17	5.04%	3.1	3.1	3.2	3.3	3.4	3.5	3.6	3.7	3.8
60.	GERMAN 20 YR OLDS	.16	4.78%	3.0	3.1	3.1	3.2	3.3	3.4	3.5	3.6	3.9
61.	GERMANS/25-40 YRS	.16	4.78%	3.1	3.1	3.1	3.2	3.3	3.4	3.5	3.6	3.9
62.	CANADIAN MILIT '64	.18	5.13%	3.2	3.2	3.3	3.4	3.5	3.6	3.7	3.8	3.9
65.	ROYAL ARMOR CORP	.18	5.34%	3.1	3.1	3.1	3.2	3.3	3.5	3.6	3.7	3.9
68.	RCAF PILOTS	.20	5.92%	3.0	3.1	3.2	3.2	3.3	3.4	3.6	3.6	3.9
69.	RCAF NAVIGATORS	.32	6.02%	(3.2	(3.4)	(3.6)	(3.7)	3.9
73.	CZECH LUMBERMEN	.16	4.62%	3.1	3.1	3.1	3.2	3.3	3.4	3.5	3.6	3.9
75.	LATIN AMERICANS	.20	6.06%	3.1	3.1	3.1	3.2	3.3	3.4	3.5	3.6	3.9
78.	SOUTH AFRICANS	.18	5.14%	3.1	3.1	3.1	3.2	3.3	3.4	3.5	3.6	3.9
80.	JAPANESE AIRFORCE	.17	5.14%	3.1	3.1	3.1	3.2	3.3	3.4	3.5	3.6	3.9
81.	JAPAN AF PILOTS	.15	4.50%	3.0	3.1	3.1	3.2	3.3	3.4	3.5	3.6	3.9
82.	JAPAN AF NAVIG	.17	5.15%	3.0	3.0	3.1	3.2	3.3	3.4	3.5	3.6	3.9
83.	JAPANESE PILOTS	.21	6.19%	3.0	3.0	3.1	3.2	3.3	3.4	3.5	3.6	3.9
84.	THAI MILITARY	.15	4.49%	3.0	3.0	3.1	3.2	3.3	3.4	3.5	3.6	3.9

METRIC VALUES	MEAN	STD DEV	COEF OF V	-N-	1ST	5TH	10TH	25TH	50TH	75TH	90TH	95TH	99TH
411. HAND BREADTH-CONTINUED													
85. VIETNAM MILITARY	8.01	.43	5.37%	2125	7.0	7.3	7.5	7.7	8.0	8.3	8.6	8.7	9.1
86. R.O.K.A.F. PILOTS	8.36	.37	4.43%	264		7.8	7.9	8.1	8.4	8.6	8.8	9.0	
87. KOREAN FORCES -65	8.50	.40	4.71%	3747		7.8	8.0	8.2	8.5	8.7	9.0	9.1	
90. IRANIAN MILITARY	8.73	.42	4.81%	9414		8.1	8.2	8.5	8.7	9.0	9.3	9.4	
413. HAND BREADTH ACROSS THUMB.....													
6. HAE-BASIC-18-1952	9.18	.59	6.43%	844		8.2	8.4	8.8	9.2	9.6	9.9	10.1	
17. USAF BASIC TR #52	10.47	.64	6.11%	3316		9.4	9.7	10.0	10.5	10.9	11.3	11.5	
18. USAF FLY PRSNL #50	10.35	.53	5.12%	4000	9.1	9.5	9.7	10.0	10.3	10.7	11.0	11.2	11.6
24. NAVY FLYERS #64	10.66	.50	4.69%	1529	9.5	9.9	10.0	10.3	10.7	11.0	11.3	11.5	11.8
25. USAF FLY PRSNL #67	10.19	.50	4.91%	2420	9.1	9.4	9.6	9.9	10.2	10.5	10.8	11.0	11.4
26. STUDENT PLT #67	10.20	.48	4.71%	505	9.2	9.5	9.6	9.9	10.2	10.5	10.8	11.0	11.3
27. RATED PILOTS #67	10.22	.50	4.89%	1187	9.1	9.4	9.6	9.9	10.2	10.6	10.9	11.1	11.4
28. SDT NAVIGAT #67	10.16	.51	5.02%	188		9.3	9.5	9.8	10.1	10.5	10.9	11.0	
29. BID-NAVIGAL-#62	10.14	.49	4.83%	505	9.1	9.3	9.5	9.8	10.1	10.5	10.8	11.0	11.3
52. BANTU MINERS	10.24	.52	5.08%	485		9.3	9.5	9.8	10.1	10.5	10.8	11.0	
53. FRENCH ARMY	10.10	.53	5.25%	792		9.2	9.4	9.7	10.1	10.4	10.8	11.0	
54. FRENCH PILOTS	10.44	.46	4.41%	65		9.7	9.8	10.1	10.4	10.8	11.0	11.1	
55. FRENCH STUD PILOT	10.10	.44	4.36%	101		9.4	9.5	9.8	10.2	10.4	10.6	10.8	
56. FRENCH NAVY -I	10.17	.48	4.72%	212		9.4	9.6	9.8	10.2	10.5	10.8	11.0	
57. FRENCH NAVY -II	10.36	.54	5.21%	100		9.5	9.7	10.0	10.3	10.7	11.2	11.3	
59. GERMAN AVIATORS	10.28	.57	5.54%	1006	8.9	9.4	9.6	9.9	10.3	10.7	11.0	11.2	11.5
78. SOUTH AFRICANS	10.72	.56	5.22%	1448		9.7	9.8	10.0	10.3	10.6	11.0	11.2	
80. JAPANESE AIRFORCE	10.29	.52	5.05%	1176		9.4	9.6	9.9	10.3	10.6	11.0	11.2	
81. JAPAN AF PILOTS	10.33	.45	4.36%	210		9.6	9.8	10.0	10.3	10.6	10.9	11.1	
82. JAPAN AF NAVIG	10.31	.52	5.04%	538		9.5	9.7	10.0	10.3	10.6	11.0	11.2	
86. R.O.K.A.F. PILOTS	9.81	.49	4.99%	264		8.9	9.2	9.5	9.8	10.1	10.4	10.5	
416. HAND CIRCUMFERENCE.....													
6. WAF BASIC TR 1952	18.99	1.17	6.16%	851		17.4	17.7	18.4	19.0	19.6	20.3	20.7	
7. AIR FORCE WMN #68	18.32	.91	4.97%	1905	16.3	16.8	17.1	17.7	18.3	18.9	19.5	19.8	20.6
8. WAF-NURSE OFCRS	18.32	.93	5.08%	548	16.3	16.7	17.1	17.7	18.3	18.9	19.5	19.9	20.8
9. ENLISTED WAFS/W	18.28	.87	4.76%	1216	16.3	16.8	17.1	17.7	18.3	18.9	19.4	19.7	20.4
10. ENLISTED WAFS/ZB	18.71	1.00	5.34%	131		17.2	17.5	18.0	18.6	19.4	20.0	20.5	
17. USAF BASIC TR #52	21.49	1.48	6.89%	3311		19.5	19.9	20.6	21.4	22.2	22.9	23.5	
19. USAF SURVEY 1965	21.49	1.03	4.79%	3669	19.2	19.8	20.2	20.8	21.5	22.2	22.8	23.2	24.0
20. OFFICERS---1965	21.58	.95	4.40%	549	19.4	20.0	20.4	20.9	21.6	22.2	22.8	23.2	23.8
21. ENLISTED MEN #65	21.57	1.04	4.82%	792	19.2	19.8	20.2	20.9	21.6	22.3	22.9	23.3	24.0
23. BASIC TRAINEE65	21.45	1.03	4.80%	2527	19.2	19.8	20.1	20.8	21.5	22.1	22.8	23.2	24.0
24. NAVY FLYERS #64	21.39	1.00	4.68%	1529	19.0	19.7	20.1	20.7	21.4	22.1	22.7	23.0	23.7
25. USAF FLY PRSNL #67	21.55	.94	4.36%	2420	19.4	20.0	20.4	20.9	21.5	22.2	22.8	23.1	23.8
26. STUDENT PLT #67	21.36	.97	4.54%	505	19.2	19.8	20.1	20.7	21.3	22.0	22.6	23.0	23.8

ENGLISH VALUES	MEAN	STD DEV	COEF OF V	-V-	1ST	5TH	10TH	25TH	50TH	PERCENTILES	75TH	90TH	95TH	99TH
411. HANO BREADTH-CONTINUED														
85.VIETNAM MILITARY	3.16	.17	5.38%	2125	2.8	2.9	2.9	3.0	3.2	3.3	3.3	3.4	3.4	3.6
86.R.O.K.A.F. PILOTS	3.29	.15	4.56%	264		3.1	3.1	3.2	3.3	3.4	3.4	3.5	3.5	
87.KOREAN FORCES -65	3.35	.16	4.78%	3747		3.1	3.1	3.2	3.3	3.4	3.4	3.5	3.6	
90.IRANIAN MILITARY	3.44	.16	4.65%	9414		3.2	3.2	3.3	3.4	3.6	3.6	3.7	3.7	
413. HANO BREADTH ACROSS THUMB.....														
6.WAF-BASIC-IR-1952	3.61	.23	6.37%	844	3.1	3.2	3.3	3.5	3.6	3.8	3.8	3.9	4.0	4.1
17.USAF BASIC TR '52	4.12	.25	6.07%	3316	3.5	3.7	3.8	4.0	4.1	4.3	4.3	4.5	4.5	4.7
18.USAF FLY PRSNL '50	4.08	.21	5.15%	4000	3.6	3.7	3.8	3.9	4.1	4.2	4.3	4.4	4.4	4.6
24.NAVY FLYERS '64	4.20	.20	4.76%	1529	3.7	3.9	4.0	4.1	4.2	4.3	4.3	4.5	4.5	4.6
25.USAF FLY PRSNL '67	4.01	.20	4.99%	2420	3.6	3.7	3.8	3.9	4.0	4.1	4.1	4.3	4.3	4.5
26. STUDENT PLT '67	4.01	.19	4.74%	505	3.6	3.7	3.8	3.9	4.0	4.1	4.1	4.3	4.3	4.5
27. RATED PILOTS '67	4.02	.20	4.98%	1187	3.6	3.7	3.8	3.9	4.0	4.2	4.2	4.3	4.3	4.5
28. SOT NAVIGAT '67	4.00	.20	5.00%	188	3.6	3.7	3.7	3.9	4.0	4.1	4.1	4.3	4.3	4.5
29. SOT NAVIGAT '67	3.99	.19	4.76%	505	3.6	3.7	3.7	3.9	4.0	4.1	4.1	4.2	4.3	4.5
52.BANTU MINERS	4.03	.20	4.96%	485		3.7	3.7	3.9	4.0	4.0	4.1	4.3	4.3	
53.FRENCH ARMY	3.98	.20	5.28%	792		3.6	3.7	3.8	4.0	4.0	4.1	4.3	4.3	
54.FRENCH PILOTS	4.11	.18	4.38%	65		3.8	3.9	4.0	4.1	4.3	4.3	4.4	4.4	
55.FRENCH STUD PILOT	3.98	.17	4.27%	101		3.7	3.7	3.9	4.0	4.1	4.1	4.2	4.3	
56.FRENCH NAVY -I	4.00	.19	4.75%	212		3.7	3.8	3.9	4.0	4.1	4.1	4.3	4.3	
57.FRENCH NAVY -II	4.08	.21	5.15%	100		3.7	3.8	3.9	4.1	4.2	4.2	4.4	4.4	4.5
59.GERMAN AVIATORS	4.05	.22	5.43%	1006	3.5	3.7	3.8	3.9	4.0	4.2	4.2	4.3	4.4	
78.SOUTH AFRICANS	4.22	.22	5.21%	1448		3.8	3.8	3.9	4.2	4.2	4.2	4.3	4.5	
80.JAPANESE AIRFORCE	4.05	.20	4.94%	1176		3.7	3.8	3.9	4.1	4.2	4.2	4.3	4.4	
81. JAPAN AF PILOTS	4.07	.18	4.42%	210		3.8	3.9	3.9	4.1	4.2	4.2	4.3	4.4	
82. JAPAN AF NAVIG	4.06	.20	4.93%	538		3.7	3.8	3.9	4.1	4.2	4.2	4.3	4.4	
86.R.O.K.A.F. PILOTS	3.86	.19	4.92%	254		3.5	3.6	3.7	3.9	4.0	4.0	4.1	4.2	
416. HANO CIRCUMFERENCE.....														
6.WAF BASIC TR 1952	7.48	.46	6.15%	851	6.6	6.9	7.0	7.2	7.5	7.7	7.7	8.0	8.1	8.6
7.AIR FORCE WHN '68	7.21	.36	4.99%	1905	6.4	6.6	6.7	7.0	7.2	7.5	7.5	7.7	7.8	8.1
8. WAF-NURSE OFCRS	7.21	.36	4.99%	548	6.4	6.6	6.7	7.0	7.2	7.5	7.5	7.7	7.8	8.2
9. ENLISTED WAFS/W	7.20	.34	4.72%	1216	6.4	6.6	6.7	7.0	7.2	7.4	7.4	7.6	7.8	8.0
10. ENLISTED WAFS/B	7.37	.39	5.29%	131		6.8	6.9	7.1	7.3	7.6	7.6	7.9	8.1	
17.USAF BASIC TR '52	8.46	.58	6.86%	3311	7.3	7.7	7.8	8.1	8.4	8.7	8.7	9.0	9.2	10.0
19.USAF SURVEY 1965	8.46	.40	4.73%	3859	7.6	7.8	7.9	8.2	8.5	8.8	8.7	9.0	9.1	9.4
20. OFFICERS---1965	8.50	.38	4.47%	549	7.5	7.9	8.0	8.2	8.5	8.8	8.8	9.0	9.1	9.4
21. ENLISTED MEN '65	8.49	.41	4.83%	792	7.6	7.8	8.0	8.2	8.5	8.8	8.7	9.0	9.2	9.4
23. BASIC TRAINEES	8.44	.41	4.86%	2527	7.6	7.8	7.9	8.2	8.5	8.7	8.7	9.0	9.1	9.3
24.NAVY FLYERS '64	8.42	.39	4.63%	1529	7.5	7.8	7.9	8.2	8.4	8.7	8.7	8.9	9.1	9.3
25.USAF FLY PRSNL '67	8.49	.37	4.36%	2420	7.7	7.9	8.0	8.2	8.5	8.7	8.7	9.0	9.1	9.4
26. STUDENT PLT '67	8.41	.38	4.52%	505	7.5	7.8	7.9	8.2	8.4	8.7	8.7	8.9	9.1	9.4

METRIC VALUES	MEAN	STD DEV	COEF OF V	-V-	1ST	5TH	10TH	25TH	50TH	75TH	90TH	95TH	99TH
416. HAND CIRCUMFERENCE-CONTINUED													
27. RATED PILOTS '67	21.65	.91	4.20%	1187	19.6	20.2	20.5	21.0	21.6	22.3	22.8	23.2	23.8
28. SDT NAVIGAT '67	21.46	.92	4.29%	1188	19.6	19.9	20.2	20.8	21.5	22.1	22.7	23.0	
29. RTO NAVIGAT '67	21.55	.94	4.36%	505	19.6	20.1	20.3	20.9	21.5	22.2	22.8	23.2	23.8
30. ARMY SOLDIERS '66	21.61	1.14	5.28%	6632	19.1	19.8	20.2	20.8	21.6	22.3	23.1	23.6	24.5
31. NAVY ENLISTED '66	21.42	1.08	5.04%	4035	19.1	19.7	20.1	20.7	21.4	22.1	22.8	23.3	24.2
33. MARINE ENLIST '66	21.68	1.11	5.12%	2008	19.3	19.9	20.3	20.9	21.7	22.4	23.1	23.5	24.3
34. ARMY AVIATORS '59	21.46	.96	4.47%	500	19.8	19.8	20.0	20.8	21.3	22.0	22.8	23.1	
36. ARMY AVIATORS '70	21.17	1.00	4.72%	1482	18.9	19.6	19.9	20.5	21.2	21.8	22.5	22.9	23.7
39. LAW-ENGINEER-DEECR	21.42	1.01	4.72%	2985	19.1	19.8	20.2	20.7	21.4	22.1	22.8	23.1	23.8
41. DUTCH-CIVIL-WOMEN	19.54	1.04	5.32%	5001	17.9	17.9	18.2	18.9	19.5	20.3	20.9	21.3	
48. NATO SURVEY-60/61	21.23	1.06	4.99%	3325	18.9	19.5	19.9	20.5	21.2	21.9	22.6	23.0	23.6
49. TURKISH MIL '60	20.76	.99	4.77%	912	18.6	19.2	19.5	20.1	20.7	21.4	22.1	22.5	23.1
50. GREEK MILIT '61	21.22	1.06	5.00%	1071	18.9	19.6	19.9	20.5	21.2	21.9	22.6	23.0	23.6
51. ITALIAN MIL '61	21.55	.99	4.59%	1342	19.5	20.0	20.3	20.9	21.5	22.2	22.8	23.2	23.9
53. FRENCH ARMY	21.21	1.05	4.95%	794	19.4	19.4	19.8	20.5	21.3	22.0	22.6	23.0	
54. FRENCH PILOTS	21.69	1.03	4.75%	65	20.2	20.2	20.6	21.0	21.7	22.4	23.0	23.4	
55. FRENCH STUD PILOT	20.70	.88	4.25%	141	19.4	19.4	19.5	20.1	20.6	21.3	21.8	22.1	
56. FRENCH NAVY -I	21.34	1.07	5.01%	212	19.8	19.8	20.1	20.7	21.3	22.0	22.8	23.1	
57. FRENCH NAVY -II	21.76	1.22	5.61%	100	19.8	20.0	20.0	20.8	21.7	22.5	23.3	23.6	
59. GERMAN AVIATORS	21.34	1.33	6.23%	1006	18.1	19.1	19.6	20.5	21.4	22.3	23.0	23.5	24.4
60. GERMAN 20 YR OLDS	21.10	1.10	5.21%	7144	19.3	19.3	19.6	20.3	21.1	21.8	22.5	23.0	
61. GERMANS/25-40 YRS	21.30	1.00	4.89%	2643	19.9	19.9	20.1	20.6	21.2	21.9	22.6	22.9	
68. RCAF PILOTS	21.89	1.04	4.75%	314	20.0	20.0	20.5	21.0	21.8	22.6	23.3	23.6	
69. RCAF NAVIGATORS	21.71	1.06	4.88%	230	20.0	20.0	20.3	20.8	21.5	22.3	23.1	23.6	
75. LATIN AMERICANS	21.00	1.20	5.71%	1985	19.0	19.0	19.4	20.0	20.8	21.5	22.4	22.9	
78. SOUTH AFRICANS	21.83	1.04	4.76%	1448	20.0	20.0	20.0	20.0	21.8	21.8	22.4	23.3	
80. JAPANESE AIRFORCE	20.16	.91	4.51%	1176	18.8	18.8	19.0	19.5	20.1	20.7	21.3	21.7	
81. JAPAN AF PILOTS	20.22	.92	4.55%	210	18.8	18.8	19.1	19.6	20.2	20.8	21.4	21.8	
82. JAPAN AF NAVIG	20.17	.92	4.56%	538	18.8	18.8	19.1	19.5	20.1	20.7	21.3	21.7	
83. JAPANESE PILOTS	21.23	1.16	5.46%	232	19.0	19.0	19.9	20.6	21.3	22.0	22.5	23.0	
87. KOREAN FORCES -65	20.80	1.20	5.77%	3747	19.2	19.2	19.5	20.0	20.6	21.3	21.9	22.4	
90. IRANIAN MILITARY	21.13	1.06	5.02%	9414	19.4	19.4	19.8	20.5	21.2	21.8	22.5	22.9	
417. HAND CIRCUMFERENCE INCLUDING THUMB.....													
19. USAF SURVEY 1965	25.23	1.24	4.91%	3869	22.3	23.2	23.7	24.4	25.2	26.1	26.8	27.3	28.2
20. OFFICERS---1965	25.55	1.12	4.38%	549	23.0	23.7	24.1	24.8	25.6	26.3	27.0	27.4	28.3
21. ENLISTED MEN '65	25.37	1.26	4.97%	792	22.4	23.3	23.8	24.5	25.4	26.2	27.1	27.5	28.3
23. BASIC TRAINEES '65	25.12	1.24	4.94%	2527	22.3	23.1	23.6	24.3	25.1	26.0	26.7	27.2	28.1
24. NAVY FLYERS '64	25.47	1.13	4.44%	1529	22.9	23.6	24.0	24.7	25.4	26.2	26.9	27.4	28.1
25. USAF FLY PRSNL '67	25.75	1.08	4.19%	2420	23.4	24.1	24.4	25.0	25.7	26.5	27.2	27.6	28.3
26. STUDENT PLT '67	25.55	1.10	4.31%	505	23.3	23.9	24.2	24.8	25.5	26.2	27.0	27.5	28.5
27. RATED PILOTS '67	25.69	1.05	4.06%	1187	23.6	24.3	24.6	25.1	25.8	26.6	27.3	27.7	28.3

ENGLISH VALUES	MEAN	STD DEV	COEF OF V	-N-	1ST	5TH	10TH	25TH	50TH	75TH	90TH	95TH	99TH
416. HAND CIRCUMFERENCE-CONTINUED													
27. RATED PILOTS '67	8.52	.36	4.23%	1187	7.7	8.0	8.1	8.3	8.5	8.8	9.0	9.1	9.4
28. SDT NAVIGAT '67	8.45	.36	4.26%	198	7.7	7.8	8.0	8.2	8.5	8.7	8.9	9.1	9.4
29. RDT NAVIGAT '67	8.48	.37	4.36%	505	7.5	7.9	8.0	8.2	8.5	8.7	9.0	9.3	9.6
30. ARMY SOLDIERS '66	8.51	.45	3.29%	6682	7.5	7.8	7.9	8.1	8.4	8.7	9.0	9.2	9.5
31. NAVY ENLISTED '66	8.43	.43	5.10%	4035	7.5	7.8	8.0	8.2	8.5	8.8	9.1	9.3	9.6
32. MARINE ENLIST '66	8.53	.44	5.16%	2008	7.6	7.8	8.0	8.2	8.4	8.7	9.0	9.1	
33. ARMY AVIATORS '59	8.45	.38	4.50%	500		7.8	7.9	8.2	8.4	8.7	9.0	9.0	
34. ARMY AVIATORS '70	8.33	.39	4.68%	1482		7.7	7.8	8.1	8.3	8.6	8.9	9.1	9.4
35. ARMY AVIATORS '70	8.43	.40	4.74%	2985	7.5	7.8	7.9	8.2	8.4	8.7	9.0	9.1	
36. ARMY AVIATORS '70	8.43	.40	5.33%	5001		7.0	7.2	7.4	7.7	8.0	8.2	8.4	
37. ARMY AVIATORS '70	7.69	.41	5.02%	3325	7.4	7.7	7.8	8.1	8.4	8.6	8.9	9.1	9.3
38. ARMY AVIATORS '70	8.36	.42	5.02%	3325	7.3	7.6	7.7	7.9	8.2	8.4	8.7	8.9	9.1
39. ARMY AVIATORS '70	8.17	.39	4.77%	912	7.5	7.7	7.8	8.1	8.4	8.6	8.9	9.1	9.3
40. ARMY AVIATORS '70	8.36	.42	5.02%	1071	7.7	7.9	8.0	8.2	8.5	8.7	9.0	9.1	9.4
41. ARMY AVIATORS '70	8.48	.39	4.60%	1342		7.6	7.8	8.1	8.4	8.7	9.0	9.1	
42. ARMY AVIATORS '70	8.35	.41	4.91%	794		7.6	7.8	8.1	8.4	8.7	9.0	9.1	
43. ARMY AVIATORS '70	8.54	.41	4.80%	65		8.0	8.1	8.3	8.5	8.8	9.1	9.2	
44. ARMY AVIATORS '70	8.15	.35	4.29%	101		7.6	7.7	7.9	8.1	8.4	8.6	8.7	
45. ARMY AVIATORS '70	8.40	.42	5.00%	212		7.8	7.9	8.1	8.4	8.7	9.0	9.1	
46. ARMY AVIATORS '70	8.57	.48	5.60%	100		7.8	7.9	8.2	8.5	8.9	9.2	9.3	
47. ARMY AVIATORS '70	8.40	.52	6.19%	1000	7.1	7.5	7.7	8.1	8.4	8.8	9.1	9.2	9.6
48. ARMY AVIATORS '70	8.31	.43	5.17%	7144		7.6	7.7	8.0	8.3	8.6	8.9	9.1	
49. ARMY AVIATORS '70	8.39	.39	4.65%	2643		7.8	7.9	8.1	8.3	8.6	8.9	9.0	
50. ARMY AVIATORS '70	8.62	.41	4.76%	314		7.9	8.1	8.3	8.6	8.9	9.2	9.3	
51. ARMY AVIATORS '70	8.55	.42	4.91%	290		7.9	8.0	8.2	8.5	8.8	9.1	9.0	
52. ARMY AVIATORS '70	8.30	.50	6.02%	1985		7.5	7.6	7.9	8.2	8.5	8.8	9.0	
53. ARMY AVIATORS '70	8.59	.41	4.77%	1448		7.9			8.6			9.2	
54. ARMY AVIATORS '70	7.94	.36	4.53%	1176		7.4	7.5	7.7	7.9	8.1	8.4	8.5	
55. ARMY AVIATORS '70	7.96	.36	4.52%	210		7.4	7.5	7.7	7.9	8.1	8.4	8.5	
56. ARMY AVIATORS '70	7.94	.36	4.53%	538		7.4	7.5	7.7	7.9	8.1	8.4	8.5	
57. ARMY AVIATORS '70	8.36	.46	5.50%	232		7.5	7.8	8.1	8.4	8.7	8.9	9.1	
58. ARMY AVIATORS '70	8.19	.47	5.74%	3747		7.6	7.7	7.9	8.1	8.4	8.6	8.8	
59. ARMY AVIATORS '70	8.32	.42	5.05%	9414		7.6	7.8	8.1	8.3	8.6	8.9	9.0	
417. HAND CIRCUMFERENCE INCLUDING THUMB.....													
19. USAF SURVEY 1965	9.93	.49	4.93%	3659	8.8	9.1	9.3	9.6	9.9	10.3	10.6	10.8	11.1
20. OFFICERS---1965	10.06	.44	4.37%	549	9.1	9.3	9.5	9.8	10.1	10.4	10.6	10.8	11.1
21. ENLISTED MEN '65	9.99	.50	5.01%	792	8.8	9.2	9.4	9.7	10.0	10.3	10.7	10.8	11.1
22. BASIC TRAINEES '65	9.69	.49	4.95%	2527	8.8	9.1	9.3	9.6	9.9	10.2	10.5	10.7	11.1
23. NAVY FLYERS '64	10.03	.44	4.39%	1529	9.0	9.3	9.5	9.7	10.0	10.3	10.6	10.8	11.1
24. USAF FLY PRSNL '67	10.14	.43	4.24%	2420	9.2	9.5	9.6	9.8	10.1	10.4	10.7	10.9	11.1
25. STUDENT PLT '67	10.06	.43	4.27%	505	9.2	9.4	9.5	9.8	10.0	10.3	10.6	10.8	11.1
26. RATED PILOTS '67	10.19	.41	4.02%	1187	9.3	9.6	9.7	9.9	10.2	10.5	10.8	10.9	11.1

METRIC VALUES	MEAN	STD DEV	COEF OF V	-N-	1ST	5TH	10TH	25TH	PERCENTILES	75TH	90TH	95TH	99TH
417. HAND CIRCUMFERENCE INCLUDING THUMB-CONTINUED													
28. SOT NAVIGAT '67	25.53	1.11	4.35%	198	23.7	24.1	24.7	25.5	26.3	27.1	27.4		
29. NATO NAVIGAT '62	25.73	1.08	4.20%	505	23.4	24.1	24.4	25.0	25.7	26.2	27.6	28.4	
48. NATO SURVEY-60/61	24.79	1.12	4.52%	3325	22.4	23.0	23.4	24.0	24.7	25.5	26.2	26.7	27.6
49. TURKISH MIL '60	24.75	1.20	4.85%	912	22.0	22.9	23.3	23.9	24.7	25.5	26.3	26.8	27.6
50. GREEK MILIT '61	24.75	1.06	4.28%	1071	22.6	23.1	23.4	24.0	24.7	25.4	26.1	25.5	27.5
51. ITALIAN MIL '61	24.85	1.10	4.43%	1342	22.4	23.1	23.5	24.1	24.8	25.6	26.3	26.8	27.7
59. GERMAN AVIATORS	25.31	1.37	5.41%	1006	22.0	23.1	23.6	24.4	25.3	26.3	27.1	27.6	28.4
420. HAND LENGTH.....													
1. STEWARDESSES 1971	17.33	.79	4.56%	423	15.0	16.3	16.8	17.3	17.9	18.3	18.6		
3. WAS PILOTS 1942	17.60	.80	4.55%	437	16.2	16.5	17.1	17.6	18.2	18.7	19.0		
4. AAC NURSES 1942	17.60	.70	3.98%	142	16.4	16.7	17.2	17.6	18.1	18.6	18.8		
5. WAF SEPARATEE 1946	17.50	.82	4.69%	7563	15.6	16.2	16.5	17.0	17.5	18.0	18.6	18.9	19.6
6. WAF BASIC TR 1952	17.17	.88	5.13%	851	15.8	16.1	16.5	17.2	17.8	18.3	18.6		
7. AIR FORCE WMN '68	18.38	.96	5.22%	1905	16.4	17.0	17.2	17.7	18.4	19.1	19.7	20.1	20.8
8. WAF-NURSE OFCRS	18.43	.97	5.26%	548	16.4	17.0	17.2	17.7	18.4	19.1	19.7	20.1	20.6
9. ENLISTED WAFS/W	18.28	.91	4.98%	1216	16.3	16.9	17.1	17.6	18.2	18.9	19.5	19.9	20.6
10. ENLISTED WAFS/B	19.16	.94	4.91%	131	17.7	18.0	18.2	18.5	19.1	19.8	20.4	20.8	
15. A.A.F. CADETS '42	19.37	.83	4.28%	2959	17.9	18.2	18.8	19.3	19.8	20.4	20.8		
16. A.A.F. GUNNERS '42	19.18	.89	4.64%	583	17.6	18.0	18.5	19.1	19.7	20.2	20.6		
17. USAF BASIC TR '52	19.16	.96	5.01%	3328	17.6	18.0	18.5	19.2	19.8	20.4	20.8		
18. USAF FLY PRSNL '50	19.02	.85	4.47%	4000	17.1	17.6	17.9	18.4	19.0	19.6	20.1	20.5	21.0
19. USAF SURVEY 1965	19.65	.98	4.99%	3859	17.5	18.1	18.4	19.0	19.6	20.3	20.9	21.3	22.2
20. OFFICERS---1965	19.59	.92	4.70%	549	17.6	18.1	18.4	19.0	19.6	20.2	20.8	21.1	21.8
21. ENLISTED MEN '65	19.60	.92	4.69%	732	17.4	18.1	18.4	19.0	19.6	20.2	20.8	21.2	21.9
23. BASIC TRAINEE '65	19.68	1.01	5.13%	2527	17.3	17.8	18.4	19.0	19.7	20.3	21.0	21.4	22.3
24. NAVY FLYERS '64	19.13	.86	4.50%	1529	17.3	17.8	18.0	18.5	19.1	19.7	20.2	20.6	21.1
25. USAF FLY PRSNL '67	19.11	.82	4.29%	2420	17.3	17.8	18.1	18.5	19.1	19.7	20.2	20.5	21.1
26. STUDENT PLT '67	19.10	.78	4.08%	505	17.3	17.8	18.1	18.6	19.1	19.6	20.1	20.4	20.9
27. RATED PILOTS '67	19.14	.83	4.34%	1187	17.3	17.8	18.1	18.6	19.1	19.7	20.2	20.6	21.1
28. SOT NAVIGAT '67	19.06	.78	4.09%	188	17.3	17.8	18.1	18.5	19.1	19.6	20.1	20.4	20.9
29. KTD NAVIGAT '67	19.09	.84	4.40%	505	17.1	17.7	18.0	18.5	19.1	19.6	20.1	20.4	20.9
30. ARMY SOLDIERS '66	19.03	.96	5.04%	6682	16.9	17.5	17.8	18.4	19.0	19.6	20.2	20.5	21.2
31. NAVY ENLISTED '66	18.90	.90	4.76%	4095	16.8	17.4	17.8	18.3	18.9	19.5	20.1	20.4	21.2
33. MARINE ENLIST '66	18.94	.93	4.91%	2008	16.8	17.5	17.8	18.3	18.9	19.5	20.2	20.6	21.3
34. ARMY AVIATORS '59	18.97	.86	4.53%	500	17.5	17.5	17.7	18.2	19.0	19.5	20.0	20.5	21.3
36. ARMY AVIATORS '70	19.20	.87	4.53%	1482	17.2	17.8	18.1	18.6	19.2	19.8	20.3	20.7	21.5
39. LAW-ENGINEER-DEECR	19.35	.90	4.65%	2989	17.3	17.9	18.2	18.8	19.3	19.9	20.5	20.9	21.7
44. SWEDISH CIV-WOMEN	17.92	1.00	5.58%	152	(16.3)	(16.3)	(16.3)	(16.3)	(16.3)	(16.3)	(16.3)	(16.3)	(16.3)
48. NATO SURVEY-60/61	18.87	.84	4.45%	3325	17.0	17.5	17.8	18.3	18.8	19.4	20.0	20.3	20.9
49. TURKISH MIL '60	18.82	.82	4.36%	912	17.0	17.5	17.8	18.2	18.8	19.4	19.9	20.2	20.8
50. GREEK MILIT '61	18.79	.83	4.42%	1071	16.9	17.5	17.8	18.2	18.8	19.3	19.9	20.2	20.9

ENGLISH VALUES	MEAN	STD DEV	COEF OF V	-V-	1ST	5TH	10TH	25TH	50TH	75TH	90TH	95TH	99TH
417. HAND CIRCUMFERENCE INCLUDING THUMB-CONTINUED													
28. SOT NAVIGAT '67	10.05	.44	4.38%	198		9.4	9.5	9.7	10.0	10.4	10.7	10.8	
29. BIQ-NAVIGAT '67	10.13	.43	4.24%	505	9.2	9.5	9.6	9.8	10.1	10.4	10.7	10.9	11.2
48. NATO SURVEY-60/61	9.76	.44	4.51%	3325	8.8	9.1	9.2	9.5	9.7	10.0	10.3	10.5	10.9
49. TURKISH MIL '60	9.74	.47	4.83%	912	8.7	9.0	9.2	9.4	9.7	10.1	10.4	10.6	10.9
50. GREEK MILIT '61	9.74	.42	4.31%	1971	8.9	9.1	9.2	9.5	9.7	10.0	10.3	10.4	10.8
51. ITALIAN MIL '61	9.78	.43	4.40%	1342	8.8	9.1	9.2	9.5	9.8	10.1	10.4	10.5	10.9
59. GERMAN AVIATORS	9.96	.54	5.42%	1006	8.7	9.1	9.3	9.6	10.0	10.3	10.7	10.9	11.2
420. HAND LENGTH.....													
1. STEWARDESSES 1971	6.82	.31	4.55%	423		6.3	6.4	6.6	6.8	7.0	7.2	7.3	
3. WAS PILOTS 1942	6.90	.30	4.35%	437		6.4	6.5	6.7	6.9	7.2	7.4	7.5	
4. AAF NURSES 1942	6.90	.30	4.35%	142		6.4	6.5	6.7	6.9	7.1	7.3	7.4	
5. WAC SEPARATEE 1946	6.89	.32	4.64%	7553	6.1	6.4	6.5	6.7	6.9	7.1	7.3	7.4	7.7
6. WAF BASIC TR 1952	6.76	.34	5.03%	851	6.0	6.2	6.3	6.5	6.8	7.0	7.2	7.3	7.6
7. AIR FORCE WMN '68	7.24	.38	5.25%	1905	6.4	6.7	6.8	7.0	7.2	7.5	7.7	7.9	8.2
8. WAF-NURSE OFCRS	7.26	.38	5.23%	548	6.5	6.7	6.8	7.0	7.2	7.5	7.7	7.8	8.1
9. ENLISTED WAFS/W	7.20	.36	5.00%	1216	6.4	6.6	6.8	6.9	7.2	7.4	7.7	7.8	8.1
10. ENLISTED WAFS/W	7.54	.37	4.91%	131		7.0	7.1	7.3	7.5	7.8	8.0	8.2	
15. A.A.F. CADETS '42	7.60	.30	3.95%	2959		7.1	7.2	7.4	7.6	7.8	8.0	8.2	
16. A.A.F. GUNNERS '42	7.60	.40	5.26%	583		6.9	7.1	7.3	7.5	7.8	8.0	8.2	8.5
17. USAF BASIC TR '52	7.54	.38	5.04%	3328	6.7	6.9	7.1	7.3	7.5	7.8	8.0	8.1	8.3
18. USAF FLY PRSNL '50	7.49	.34	4.54%	4000	6.7	6.9	7.1	7.3	7.5	7.7	7.9	8.1	8.3
19. USAF SURVEY 1965	7.74	.39	5.04%	3869	6.9	7.1	7.2	7.5	7.7	8.0	8.2	8.4	8.7
20. OFFICERS---1965	7.71	.36	4.67%	549	6.9	7.1	7.2	7.5	7.7	8.0	8.2	8.3	8.6
21. ENLISTED MEN '65	7.72	.36	4.66%	792	6.9	7.1	7.3	7.5	7.7	8.0	8.2	8.3	8.6
23. BASIC TRAINEES	7.75	.40	5.16%	2527	6.8	7.1	7.2	7.5	7.8	8.0	8.3	8.4	8.8
24. NAVY FLYERS '64	7.53	.34	4.52%	1529	6.8	7.0	7.1	7.3	7.5	7.8	8.0	8.1	8.3
25. USAF FLY PRSNL '67	7.52	.32	4.26%	2420	6.8	7.0	7.1	7.3	7.5	7.7	7.9	8.1	8.3
26. STUDENT PLT '67	7.52	.31	4.12%	505	6.8	7.0	7.1	7.3	7.5	7.7	7.9	8.0	8.2
27. RATED PILOTS '67	7.53	.33	4.38%	1187	6.8	7.0	7.1	7.3	7.5	7.8	8.0	8.1	8.3
28. SOT NAVIGAT '67	7.51	.31	4.13%	188		7.0	7.1	7.3	7.5	7.7	7.9	8.0	
29. RTO NAVIGAT '67	7.52	.33	4.39%	505	6.8	7.0	7.1	7.3	7.5	7.7	7.9	8.1	8.4
30. ARMY SOLDIERS '66	7.49	.38	5.07%	6882	6.7	6.9	7.0	7.2	7.5	7.7	8.0	8.1	8.4
31. NAVY ENLISTED '66	7.44	.36	4.84%	4995	6.6	6.9	7.0	7.2	7.4	7.7	7.9	8.0	8.4
33. MARINE ENLIST '66	7.46	.37	4.96%	2008	6.6	6.9	7.0	7.2	7.4	7.7	7.9	8.1	8.4
34. ARMY AVIATORS '59	7.47	.34	4.55%	500		6.9	7.0	7.2	7.5	7.7	7.9	8.1	
36. ARMY AVIATORS '70	7.56	.34	4.50%	1482		7.0	7.1	7.3	7.6	7.8	8.0	8.1	
39. LAW-ENFORC-DEECB	7.62	.36	4.72%	2989	6.8	7.1	7.2	7.4	7.6	7.8	8.1	8.2	8.6
44. SWEDISH-CIV-WOMEN	7.06	.40	5.67%	162	(6.4)	(6.8)	(7.3)	(7.7)	
48. NATO SURVEY-60/61	7.43	.33	4.44%	3325	6.7	6.9	7.0	7.2	7.4	7.7	7.9	8.0	8.2
49. TURKISH MIL '60	7.41	.32	4.32%	912	6.7	6.9	7.0	7.2	7.4	7.6	7.8	8.0	8.2
50. GREEK MILIT '61	7.40	.33	4.46%	1071	6.7	6.9	7.0	7.2	7.4	7.6	7.8	8.0	8.2

METRIC VALUES	MEAN	STD DEV	COEF OF V	-Y-	1ST	5TH	10TH	25TH	50TH	75TH	90TH	95TH	99TH
420. HAND LENGTH-CONTINUED													
51. ITALIAN MIL. '61	18.95	.86	4.54%	1342	17.0	17.6	17.9	18.4	18.9	19.5	20.1	20.4	21.0
52. BANTU MINERS	18.98	1.04	5.48%	485		17.4			18.9			20.5	
53. FRENCH ARMY	18.90	.90	4.76%	733		17.4	17.7	18.3	18.9	19.5	20.0	20.5	
54. FRENCH PILOTS	19.20	.77	4.01%	65		17.7	18.1	18.7	19.2	19.6	20.1	20.4	
55. FRENCH STUD PILOT	19.20	.76	3.96%	101		18.0	18.4	18.8	19.3	19.6	20.1	20.4	
56. FRENCH NAVY - I	18.94	.80	4.22%	212		17.7	18.0	18.4	18.9	19.5	20.0	20.3	
57. FRENCH NAVY - II	19.25	.85	4.42%	100		17.9	18.1	18.6	19.3	19.9	20.5	20.7	
59. GERMAN AVIATORS	18.86	.87	4.61%	1006	16.8	17.4	17.7	18.3	18.9	19.5	20.0	20.3	20.9
60. GERMAN 20 YR OLDS	18.40	1.00	5.43%	7144		16.8	17.2	17.7	18.4	19.1	19.7	20.1	
61. GERMANS/25-40 YRS	18.40	1.00	5.43%	2643		16.8	17.3	17.7	18.3	19.0	19.6	20.0	
62. CANADIAN MILIT '64	19.20	.88	4.58%	565		17.7	18.1	18.6	19.2	19.8	20.3	20.7	
65. ROYAL ARMOR CORP	19.65	.85	4.33%	500		18.2	18.5	19.0	19.6	20.2	20.7	21.0	
68. RCAF PILOTS	19.00	.94	4.95%	314		17.5	17.8	18.5	19.1	19.6	20.3	20.3	
69. RCAF NAVIGATORS	18.87	.86	4.56%	290		17.3	17.5	18.3	18.8	19.3	20.1	20.3	
70. NEW ZEALAND AIRF.	20.95	1.11	5.30%	238	(19.1)	(19.1)	(19.1)	(20.2)	(20.2)	(21.7)	(22.8)	(22.8)	
73. CZECH LUMBERMEN	18.70	1.80	9.63%	1110	(15.7)	(15.7)	(15.7)	(17.5)	(17.5)	(19.9)	(21.7)	(21.7)	
75. LATIN AMERICANS	18.20	.90	4.95%	1985		16.8	17.1	17.6	18.1	18.7	19.3	19.8	
78. SOUTH AFRICANS	19.18	.84	4.38%	1442		17.7			19.1		20.3	20.3	
83. JAPANESE PILOTS	18.30	.80	4.37%	238		17.1	17.3	17.8	18.3	18.8	19.3	19.6	
84. THAI MILITARY	18.00	.80	4.44%	2950		16.6	17.0	17.4	18.0	18.6	19.1	19.4	
85. VIETNAM MILITARY	17.57	.82	4.67%	2127	15.7	16.2	16.5	17.0	17.6	18.1	18.7	19.0	19.5
86. R.O.K.A.F. PILOTS	18.45	.77	4.17%	264		16.9	17.1	17.6	18.1	18.7	19.1	19.4	
87. KOREAN FORCES -65	18.10	.70	3.87%	3747		16.9	17.1	17.5	18.1	18.6	19.0	19.3	
90. IRANIAN MILITARY	18.68	.86	4.60%	9414		17.3	17.6	18.1	18.7	19.3	19.8	20.1	
423. HAND THICKNESS.....													
6. MAE-BASIC-18-1952	2.48	.24	9.68%	850		2.1	2.2	2.3	2.5	2.6	2.8	2.9	
17. USAF BASIC TR '52	3.03	.23	7.59%	2019		2.7	2.8	2.9	3.0	3.2	3.3	3.4	
18. USAF FLY PRSNL '50	2.97	.17	5.72%	4000	2.5	2.7	2.8	2.9	3.0	3.1	3.2	3.3	3.4
19. USAF SURVEY 1965	2.97	.21	7.07%	3859	2.5	2.6	2.7	2.8	3.0	3.1	3.3	3.3	3.5
20. OFFICERS---1965	3.00	.21	7.00%	549	2.5	2.7	2.7	2.9	3.0	3.1	3.3	3.3	3.5
21. ENLISTED MEN '65	2.98	.20	6.71%	792	2.5	2.7	2.7	2.8	3.0	3.1	3.3	3.3	3.5
23. BASIC TRAINEE '65	2.96	.21	7.09%	2527	2.5	2.6	2.7	2.8	3.0	3.1	3.2	3.3	3.5
24. NAVY FLYERS '64	3.11	.21	6.75%	1529	2.7	2.8	2.9	3.0	3.1	3.2	3.4	3.5	3.7
25. USAF FLY PRSNL '67	2.77	.21	7.58%	2420	2.2	2.4	2.5	2.6	2.8	2.9	3.0	3.1	3.3
26. STUDENT PLT '67	2.70	.21	7.78%	505	2.2	2.4	2.4	2.6	2.7	2.8	3.0	3.1	3.3
27. RATED PILOTS '67	2.78	.20	7.19%	1187	2.3	2.5	2.5	2.7	2.8	2.9	3.0	3.1	3.3
28. SDI NAVIGAT '67	2.77	.20	7.22%	188	2.5	2.5	2.5	2.6	2.8	2.9	3.0	3.1	3.3
29. NATO SURVEY-60/61	3.08	.21	7.55%	505	2.2	2.4	2.5	2.7	2.8	2.9	3.1	3.2	3.3
49. TURKISH MIL. '60	3.14	.23	7.32%	912	2.6	2.7	2.8	2.9	3.1	3.2	3.4	3.5	3.7
50. GREEK MILIT '61	3.21	.19	5.92%	1071	2.8	2.9	3.0	3.1	3.2	3.3	3.5	3.5	3.7

ENGLISH VALUES	MEAN	STD DEV	COEF OF V	N-	1ST	5TH	10TH	25TH	50TH	75TH	90TH	95TH	99TH
420. HAND LENGTH-CONTINUED													
51. ITALIAN MIL.*61	7.46	.34	4.56% 1342		6.7	6.9	7.0	7.2	7.5	7.7	7.9	8.0	8.3
52. BANTU MINERS	7.47	.41	5.49% 485		6.9	6.9	7.0	7.2	7.4	7.7	7.9	8.1	
53. FRENCH ARMY	7.44	.35	4.70% 793		6.9	7.0	7.1	7.4	7.6	7.8	7.9	8.1	
54. FRENCH PILOTS	7.56	.30	3.97% 65		7.0	7.1	7.2	7.4	7.6	7.7	7.9	8.0	
55. FRENCH STUD PILOT	7.56	.30	3.97% 101		7.0	7.1	7.2	7.4	7.6	7.7	7.9	8.0	
56. FRENCH NAVY -I	7.46	.31	4.16% 212		7.0	7.1	7.1	7.2	7.4	7.7	7.9	8.0	
57. FRENCH NAVY -II	7.58	.33	4.35% 100		7.0	7.1	7.1	7.3	7.6	7.7	7.9	8.1	
59. GERMAN AVIATORS	7.43	.34	4.58% 1006		6.9	6.9	7.0	7.2	7.4	7.7	7.9	8.0	8.2
60. GERMAN 20 YR OLDS	7.24	.39	5.39% 7144		6.6	6.6	6.8	7.0	7.2	7.5	7.8	7.9	
61. GERMANS/25-40 YRS	7.24	.39	5.39% 2643		6.6	6.6	6.8	7.0	7.2	7.5	7.7	7.9	
62. CANADIAN MILIT*64	7.56	.35	4.63% 565		7.0	7.1	7.3	7.5	7.6	7.8	8.0	8.1	
65. ROYAL ARMOR CORP	7.74	.33	4.26% 500		7.2	7.2	7.3	7.5	7.7	8.0	8.1	8.3	
68. RCAF PILOTS	7.48	.37	4.95% 314		6.9	7.0	7.0	7.3	7.5	7.7	7.9	8.0	
69. RCAF NAVIGATORS	7.43	.34	4.58% 230		6.8	6.9	7.0	7.2	7.4	7.6	7.9	8.0	
70. NEW ZEALAND AIRF.	8.25	.44	5.33% 238		(7.5)	(7.5)	(7.5)	(8.0)	(8.0)	(8.5)	(8.5)	(9.0)	
73. CZECH LUMBERMEN	7.36	.71	9.65% 2400		(6.2)	(6.2)	(6.2)	(6.9)	(6.9)	(7.8)	(7.8)	(8.5)	
75. LATIN AMERICANS	7.20	.40	5.56% 1985		6.6	6.6	6.7	6.9	7.1	7.4	7.6	7.8	
78. SOUTH AFRICANS	7.55	.33	4.37% 1442		7.0	7.0	6.8	7.0	7.2	7.4	7.6	7.7	
83. JAPANESE PILOTS	7.20	.31	4.31% 238		6.7	6.7	6.8	7.0	7.2	7.4	7.6	7.7	
84. THAI MILITARY	7.08	.31	4.36% 2950		6.5	6.5	6.7	6.9	7.1	7.3	7.5	7.6	
85. VIETNAM MILITARY	6.92	.32	4.62% 2127		6.2	6.4	6.5	6.7	6.9	7.1	7.3	7.5	7.7
86. R.O.K.A.F. PILOTS	7.27	.30	4.13% 264		6.7	6.7	6.8	6.9	7.1	7.4	7.5	7.6	
87. KOREAN FORCES -65	7.13	.28	3.93% 3747		6.7	6.7	6.7	6.9	7.1	7.3	7.5	7.6	
90. IRANIAN MILITARY	7.35	.34	4.63% 9414		6.8	6.8	6.9	7.1	7.4	7.6	7.8	7.9	
423. HAND THICKNESS.....													
6. WAE-BASIC-18-1952	.97	.09	9.28% 850		.8	.8	.9	.9	1.0	1.0	1.1	1.1	1.2
17. USAF BASIC TR *52	1.19	.09	7.56% 2619		1.0	1.1	1.1	1.1	1.2	1.3	1.3	1.4	1.4
18. USAF FLY PRSNL*50	1.17	.07	5.98% 4000		1.0	1.1	1.1	1.1	1.2	1.2	1.3	1.3	1.4
19. USAF SURVEY 1965	1.17	.08	6.84% 3869		1.0	1.0	1.1	1.1	1.2	1.2	1.3	1.3	1.4
20. OFFICERS---1965	1.18	.08	6.78% 549		1.0	1.0	1.1	1.1	1.2	1.2	1.3	1.3	1.4
21. ENLISTED MEN*65	1.17	.08	6.84% 792		1.0	1.1	1.1	1.1	1.2	1.2	1.3	1.3	1.4
23. BASIC TRAINEE*65	1.17	.08	6.84% 2527		1.0	1.0	1.1	1.1	1.2	1.2	1.3	1.3	1.4
24. NAVY FLYERS *64	1.22	.08	6.56% 1529		1.1	1.1	1.1	1.2	1.2	1.3	1.3	1.4	1.5
25. USAF FLY PRSNL*67	1.09	.08	7.34% 2420		.9	1.0	1.0	1.0	1.1	1.1	1.2	1.2	1.3
26. STUDENT PLT *67	1.06	.08	7.55% 505		.9	.9	1.0	1.0	1.1	1.1	1.2	1.2	1.3
27. RATED PILOTS*67	1.10	.08	7.27% 1187		.9	1.0	1.0	1.1	1.1	1.2	1.2	1.2	1.3
28. SGT NAVIGAT *67	1.09	.08	7.34% 188		1.0	1.0	1.0	1.0	1.1	1.1	1.2	1.2	1.3
29.---BLQ_NAVIGAT--62	1.10	.08	7.27% 505		.9	1.0	1.0	1.1	1.1	1.2	1.2	1.2	1.3
48. NATO SURVEY-60/61	1.21	.09	7.44% 3325		1.0	1.1	1.1	1.2	1.2	1.3	1.3	1.4	1.4
49. TURKISH MIL.*60	1.24	.09	7.26% 912		1.0	1.1	1.1	1.2	1.2	1.3	1.4	1.4	1.5
50. GREEK MILIT *61	1.25	.07	5.56% 1071		1.1	1.1	1.2	1.2	1.3	1.3	1.4	1.4	1.5

METRIC VALUES	MEAN	STD DEV	COEF OF V	-V-	1ST	5TH	10TH	25TH	50TH	75TH	90TH	95TH	99TH
423. HAND THICKNESS-CONTINUED													
51. ITALIAN MIL.'61	2.94	.18	6.12%	1342	2.5	2.7	2.7	2.8	2.9	3.1	3.2	3.3	3.4
52. BANTU MINERS	3.09	.25	8.09%	485		2.7			3.1			3.5	
59. GERMAN AVIATORS	2.83	.29	10.25%	1006	2.1	2.3	2.5	2.7	2.8	3.0	3.2	3.3	3.5
61. GERMANS/25-40 YRS	2.60	.20	7.69%	2643		2.3	2.3	2.4	2.6	2.7	2.8	2.9	
80. JAPANESE AIRFORCE	2.98	.21	7.05%	1176		2.6	2.7	2.8	3.0	3.1	3.3	3.3	
81. JAPAN AF PILOTS	2.99	.20	6.69%	210		2.7	2.7	2.9	3.0	3.1	3.3	3.3	
82. JAPAN AF NAVIG	2.98	.22	7.38%	538		2.6	2.7	2.8	3.0	3.1	3.3	3.3	
86. R.O.K.A.F. PILOTS	2.62	.21	7.45%	264		2.5	2.6	2.7	2.8	2.9	3.1	3.1	
427. HEAD BREADTH.....													
1. STEWARDSES 1971	14.54	.50	3.44%	418	13.3	13.8	14.0	14.2	14.6	14.9	15.3	15.5	
5. MAC SEPARATEE 1946	14.58	.54	3.70%	7553		13.7	13.9	14.2	14.6	14.9	15.3	15.5	15.9
6. WAF BASIC TR 1952	14.49	.50	3.45%	847		13.7	13.8	14.1	14.5	14.8	15.2	15.4	
7. AIR FORCE WMN '68	14.52	.59	4.06%	1935	13.1	13.5	13.8	14.1	14.5	14.9	15.3	15.5	16.0
8. WAF-NURSE OFCRS	14.68	.59	4.02%	548	13.2	13.7	14.0	14.3	14.7	15.1	15.4	15.7	16.0
9. ENLISTED WAFS/W	14.45	.58	4.01%	1216	13.1	13.5	13.7	14.1	14.4	14.8	15.2	15.4	15.8
10. ENLISTED WAFS/B	14.37	.60	4.18%	131		13.4	13.6	14.0	14.4	14.7	15.1	15.4	
17. USAF BASIC TR '52	15.11	.59	3.90%	2019		14.2	14.4	14.7	15.1	15.5	15.9	16.1	
18. USAF FLY PRSNL '50	15.41	.51	3.31%	4000	14.3	14.6	14.8	15.1	15.4	15.7	16.1	16.3	16.7
19. USAF SURVEY 1965	15.31	.58	3.79%	3859	14.0	14.4	14.6	14.9	15.3	15.7	16.1	16.3	16.7
20. OFFICERS---1965	15.66	.53	3.38%	549	14.4	14.8	15.0	15.3	15.6	16.0	16.4	16.6	17.0
21. ENLISTED MEN '65	15.40	.53	3.44%	732	14.2	14.5	14.7	15.0	15.4	15.8	16.1	16.3	16.6
23. BASIC TRAINEES	15.21	.57	3.75%	2527	14.0	14.3	14.5	14.8	15.2	15.6	16.0	16.2	16.6
24. NAVY FLYERS '64	15.56	.53	3.41%	1529	14.3	14.7	14.9	15.2	15.6	15.9	16.3	16.4	16.8
25. USAF FLY PRSNL '67	15.60	.54	3.46%	2420	14.4	14.7	14.9	15.2	15.6	16.0	16.3	16.5	16.9
26. STUDENT PLT '67	15.54	.53	3.41%	505	14.3	14.7	14.9	15.2	15.5	15.9	16.2	16.4	16.8
27. RATED PILOTS '67	15.66	.53	3.38%	1187	14.5	14.8	15.0	15.3	15.6	16.0	16.4	16.6	16.9
28. SDT NAVIGAT '67	15.50	.57	3.68%	188		14.5	14.7	15.1	15.5	15.9	16.2	16.4	
29. RTD NAVIGAT '67	15.56	.55	3.53%	505	14.5	14.7	14.9	15.2	15.5	15.9	16.3	16.5	16.9
30. ARMY SOLDIERS '66	15.27	.59	3.86%	6682	13.9	14.3	14.6	14.9	15.3	15.6	16.0	16.3	16.7
31. NAVY ENLISTED '66	15.23	.57	3.74%	4095	14.0	14.3	14.5	14.8	15.2	15.6	16.0	16.2	16.7
32. NAVY DIVERS '72	15.40	.62	4.03%	100		14.4	14.6	15.0	15.4	15.8	16.2	16.4	
33. MARINE ENLIST '66	15.28	.57	3.73%	2008	14.0	14.4	14.6	14.9	15.3	15.7	16.0	16.2	16.6
34. ARMY AVIATORS '59	15.54	.53	3.41%	500		14.4	14.7	15.2	15.4	16.0	16.2	16.5	
36. ARMY AVIATORS '70	15.25	.53	3.47%	1482	14.1	14.4	14.6	14.9	15.3	15.6	16.0	16.2	16.6
39. LAW-ENGINEER-DECR	15.47	.57	3.68%	2933	14.2	14.6	14.8	15.1	15.5	15.8	16.2	16.4	16.8
40. SLOVAK-CY-HOHEN	15.21	.54	3.55%	1515	(14.3)	(14.3)	(14.8)	(14.8)	(15.6)	(15.6)	(15.1)	(15.1)	
48. NATO SURVEY-60/61	15.55	.60	3.86%	3325	14.2	14.6	14.8	15.1	15.5	16.0	16.3	16.6	17.0
49. TURKISH MIL.'60	15.68	.60	3.83%	912	14.3	14.7	14.9	15.3	15.7	16.1	16.4	16.7	17.1
50. GREEK MILIT '61	15.44	.60	3.89%	1071	14.1	14.4	14.7	15.0	15.4	15.8	16.2	16.5	17.0
51. ITALIAN MIL.'61	15.54	.58	3.73%	1342	14.2	14.6	14.8	15.1	15.5	15.9	16.3	16.5	16.9
52. BANTU MINERS	14.47	.50	3.46%	435		13.6			14.3			15.3	

ENGLISH VALUES		STD DEV	COEF OF V	-V-	1ST	5TH	10TH	25TH	50TH	75TH	90TH	95TH	99TH
-- -- -- -- -- PERCENTILES -- -- -- -- --													
423. HAND THICKNESS-CONTINUED													
51. ITALIAN MIL.'61	1.16	.07	6.03%	1342	1.0	1.0	1.1	1.1	1.2	1.2	1.3	1.3	1.3
52. BANTU MINERS	1.22	.10	8.20%	485	.8	1.1	1.0	1.0	1.2	1.2	1.3	1.4	1.4
59. GERMAN AVIATORS	1.11	.11	9.91%	1006		.9	.9	.9	1.0	1.1	1.1	1.1	
61. GERMANS/25-40 YRS	1.62	.08	7.84%	2643		1.0	1.1	1.1	1.2	1.2	1.3	1.3	
80. JAPANESE AIRFORCE	1.17	.08	6.84%	1176		1.1	1.1	1.1	1.2	1.2	1.3	1.3	
81. JAPAN AF PILOTS	1.18	.08	6.78%	210		1.1	1.1	1.1	1.2	1.2	1.3	1.3	
82. JAPAN AF NAVIG	1.17	.09	7.69%	538		1.0	1.1	1.1	1.2	1.2	1.3	1.3	
86. R.O.K.A.F. PILOTS	1.11	.08	7.21%	254		1.0	1.0	1.1	1.1	1.2	1.2	1.2	
427. HEAD BREADTH.....													
1. STEWARDSESSES 1971	5.73	.20	3.49%	418		5.4	5.5	5.6	5.7	5.9	6.0	6.1	6.3
5. WAC SEPARATEE 1946	5.74	.21	3.66%	7553	5.2	5.4	5.5	5.6	5.7	5.9	6.0	6.1	6.3
6. WAF BASIC TR 1952	5.71	.20	3.50%	847	5.3	5.4	5.4	5.6	5.7	5.8	6.0	6.1	6.3
7. AIR FORCE WMN '68	5.71	.23	4.03%	1905	5.2	5.3	5.4	5.6	5.7	5.9	6.0	6.1	6.3
8. WAF-NURSE OFCRS	5.78	.23	3.98%	548	5.2	5.4	5.5	5.6	5.8	5.9	6.1	6.2	6.3
9. ENLISTED WAFS/W	5.69	.23	4.04%	1216	5.1	5.3	5.4	5.5	5.7	5.8	6.0	6.1	6.2
10. ENLISTED WAFS/B	5.66	.24	4.24%	131		5.3	5.4	5.5	5.7	5.8	6.0	6.1	6.3
17. USAF BASIC TR '52	5.95	.23	3.87%	2019	5.4	5.6	5.7	5.8	5.9	6.1	6.2	6.3	6.5
18. USAF FLY PRSNL '50	6.07	.20	3.29%	4000	5.6	5.7	5.8	5.9	6.1	6.2	6.3	6.4	6.6
19. USAF SURVEY 1965	6.03	.23	3.81%	3859	5.5	5.7	5.7	5.9	6.0	6.2	6.3	6.4	6.6
20. OFFICERS---1965	6.17	.21	3.40%	549	5.7	5.8	5.9	6.0	6.2	6.3	6.4	6.5	6.7
21. ENLISTED MEN '65	6.06	.21	3.47%	792	5.6	5.7	5.8	5.9	6.1	6.2	6.3	6.4	6.6
22. BASIC TRAINFE65	5.99	.22	3.67%	2527	5.5	5.6	5.7	5.8	6.0	6.1	6.3	6.4	6.5
23. NAVY FLYERS '64	6.13	.21	3.43%	1529	5.6	5.8	5.9	6.0	6.1	6.3	6.4	6.5	6.6
24. NAVY FLY PRSNL '67	6.14	.21	3.42%	2420	5.7	5.8	5.9	6.0	6.1	6.3	6.4	6.5	6.7
25. STUDENT PLT '67	6.12	.21	3.43%	505	5.6	5.8	5.9	6.0	6.1	6.3	6.4	6.5	6.6
26. RATED PILOTS '67	6.16	.21	3.41%	1187	5.7	5.8	5.9	6.0	6.2	6.3	6.4	6.5	6.7
28. SDT NAVIGAT '67	6.10	.22	3.61%	188		5.7	5.8	6.0	6.1	6.3	6.4	6.4	6.6
29. RTO NAVIGAT '67	6.13	.22	3.59%	505	5.7	5.8	5.9	6.0	6.1	6.3	6.4	6.5	6.6
30. ARMY SOLDIERS '66	6.01	.23	3.83%	6682	5.5	5.7	5.7	5.9	6.0	6.2	6.3	6.4	6.6
31. NAVY ENLISTED '66	6.00	.23	3.83%	4095	5.5	5.6	5.7	5.8	6.0	6.1	6.3	6.4	6.6
32. NAVY DIVERS '72	6.06	.25	4.13%	100		5.7	5.8	5.9	6.1	6.2	6.3	6.4	6.6
33. MARINE ENLIST '66	6.01	.22	3.66%	2008	5.5	5.7	5.7	5.9	6.0	6.2	6.3	6.4	6.6
34. ARMY AVIATORS '59	6.12	.21	3.43%	500		5.7	5.8	6.0	6.1	6.3	6.4	6.5	6.7
36. ARMY AVIATORS '70	6.01	.21	3.49%	1482		5.7	5.7	5.9	6.0	6.2	6.3	6.4	6.6
39. LAW-ENFORCE-DEECB	6.09	.22	3.61%	2933		5.7	5.8	5.9	6.1	6.2	6.3	6.4	6.6
40. SLOWAK-CIV.-WQREN	5.99	.21	3.51%	1515	5.6	5.7	5.8	5.9	6.1	6.2	6.4	6.5	6.6
48. NATO SURVEY-60/61	6.12	.24	3.92%	3325		5.7	5.8	6.0	6.1	6.3	6.4	6.5	6.7
49. TURKISH MIL '60	6.17	.24	3.89%	912		5.7	5.8	6.0	6.1	6.3	6.4	6.5	6.7
50. GREEK MILIT '61	6.08	.24	3.95%	1071		5.7	5.8	5.9	6.1	6.2	6.4	6.5	6.7
51. ITALIAN MIL '61	6.12	.23	3.76%	1342	5.6	5.8	5.8	6.0	6.1	6.3	6.4	6.5	6.7
52. BANTU MINERS	5.70	.20	3.51%	485		5.4	5.5	5.6	5.8	5.9	6.1	6.2	6.4

METRIC VALUES	MEAN	STD DEV	COEF OF V	-N-	1ST	5TH	10TH	25TH	50TH	75TH	90TH	95TH	99TH
427. HEAD BREADTH-CONTINUED													
53.FRENCH ARMY	15.26	.56	3.67%	794	14.4	14.6	14.8	15.3	15.7	16.0	16.2		
54.FRENCH PILOTS	15.35	.49	3.19%	65	14.6	14.7	15.0	15.4	15.7	16.0	16.2		
55.FRENCH STUD PILOT	15.23	.53	3.48%	101	14.4	14.6	14.8	15.2	15.6	15.9	16.1		
56.FRENCH NAVY -I	15.18	.51	3.36%	212	14.3	14.5	14.8	15.2	15.6	15.8	16.0		
57.FRENCH NAVY -II	14.95	.57	3.81%	100	13.7	14.2	14.6	15.0	15.4	15.7	15.7		
59.GERMAN AVIATORS	15.68	.60	3.83%	1036	14.2	14.7	14.9	15.3	15.7	16.1	16.5	17.0	
60.GERMAN 20 YR OLOS	15.50	.60	3.87%	7144	14.6	14.7	15.1	15.5	15.8	16.3	16.5		
61.GERMANS/25-40 YRS	15.70	.50	3.18%	2643	14.7	14.9	15.2	15.6	15.9	16.3	16.4		
65.ROYAL ARMOR CORP	15.51	.52	3.35%	500	14.7	14.8	15.1	15.4	15.8	16.1	16.3		
66.ROYAL AIR FORCE	15.78	.54	3.42%	2000	14.9	15.1	15.4	15.8	16.2	16.5	16.7	17.1	
68.RCAF PILOTS	15.29	.60	3.92%	314	14.4	14.4	14.7	15.2	15.4	16.2	16.5		
69.RCAF NAVIGATORS	15.29	.55	3.60%	290	14.4	14.4	14.7	15.2	15.7	16.2	16.5		
70.NEW ZEALAND AIRF.	15.21	.52	3.42%	238	(14.4)	(14.4)	(14.9)	(15.3)	(15.6)	(16.1)	(16.5)		
71.AUSTRALIAN CADETS	15.50	.50	3.23%	97	14.3			15.3			15.3		
72.AUSTRALIAN RATED	15.70	.50	3.18%	384	14.2			15.4			16.5		
74.SLOVAK CIVILIANS	15.89	.56	3.52%	392	(15.0)	(15.0)	(15.5)	(16.3)	(16.3)	(16.8)	(17.1)		
75.LATIN AMERICANS	15.20	.60	3.95%	1985	14.1	14.4	14.7	15.2	15.6	16.0	16.2		
77.FRENCH YOUNG MEN	15.45	.53	3.43%	2000	(14.6)	(14.6)	(15.1)	(15.8)	(15.8)	(16.3)	(16.5)		
78.SOUTH AFRICANS	15.25	.51	3.34%	1448	14.3			15.2			16.0		
80.JAPANESE AIRFORCE	15.77	.60	3.80%	1176	14.8	15.0	15.4	15.8	16.2	16.5	16.8		
81. JAPAN AF PILOTS	15.97	.58	3.63%	210	15.1	15.3	15.6	16.0	16.4	16.7	17.0		
82. JAPAN AF NAVIG	15.74	.58	3.68%	538	14.9	15.0	15.3	15.7	16.1	16.5	16.7		
83.JAPANESE PILOTS	15.76	.61	3.87%	234	14.8	15.0	15.3	15.7	16.2	16.5	16.7		
84.THAI MILITARY	15.20	.70	4.61%	2950	14.0	14.3	14.7	15.2	15.6	16.0	16.2		
85.VIETNAM MILITARY	14.90	.58	3.89%	2128	13.5	14.0	14.2	14.5	14.9	15.3	15.6	15.9	16.4
86.R.O.K.A.F. PILOTS	15.49	.74	4.78%	264	14.4	14.6	15.0	15.5	15.9	16.3	16.4		
87.KOREAN FORCES -65	15.30	.60	3.92%	3747	14.1	14.5	14.9	15.4	15.8	16.2	16.4		
90.IRANIAN MILITARY	14.86	.67	4.51%	9414	13.8	14.0	14.4	14.8	15.3	15.8	16.0		
430. HEAD CIRCUMFERENCE.....													
3.WAS PILOTS 1942	55.20	1.50	2.72%	440	53.0	53.3	54.2	55.1	56.2	57.2	57.9		
4.AAF NURSES 1942	54.70	1.30	2.38%	141	52.6	53.2	53.7	54.7	55.4	56.4	57.1		
5.WAC SEPARATEE 1946	55.16	1.55	2.81%	7553	52.6	53.2	54.1	55.1	56.2	57.2	57.8	58.9	
6.WAF BASIC TR 1952	54.59	1.73	3.17%	847	51.8	52.1	53.2	54.4	55.6	56.9	57.6		
7.AIR FORCE WMN '68	54.87	1.62	2.95%	1905	51.2	52.3	53.7	54.8	55.9	57.0	57.6	58.8	
8. WAF-NURSE OFCRS	55.20	1.63	2.95%	548	51.8	52.6	53.1	54.1	55.1	56.2	57.2	57.9	59.6
9. ENLISTED WAFS/W	54.61	1.56	2.86%	1216	51.1	52.1	52.6	53.5	54.6	55.7	56.7	57.2	58.3
10.---ENLISTED WAFS/28	55.83	1.53	2.74%	131	53.6	54.0	54.8	55.7	56.8	57.9	58.6		
13.AIR TRAFFIC CNTRL	57.90	1.58	2.73%	478	55.0	55.5	56.5	57.6	58.6	59.7	60.3		
15.A.A.F. CADETS '42	57.00	1.50	2.63%	2959	54.5	55.1	55.9	56.9	57.9	58.8	59.4		
16.A.A.F.GUNNERS '42	56.50	1.50	2.65%	583	53.9	54.4	55.3	56.4	57.5	58.3	58.9		
17.USAF BASIC TR '52	56.30	1.61	2.86%	3315	53.7	54.3	55.2	56.2	57.4	58.3	58.9		

ENGLISH VALUES		STD	COEF	1ST	5TH	10TH	25TH	50TH	75TH	90TH	95TH	99TH
		DEV	OF V									
427. HEAD BREADTH-CONTINUED												
53.FRENCH ARMY	6.01	.22	3.66%	794	5.7	5.7	5.8	6.0	6.2	6.3	6.4	
54.FRENCH PILOTS	6.04	.19	3.15%	65	5.7	5.8	5.9	6.1	6.2	6.3	6.4	
55.FRENCH STUD PILOT	6.00	.21	3.50%	101	5.7	5.7	5.8	6.0	6.1	6.3	6.3	
56.FRENCH NAVY -I	5.98	.20	3.34%	212	5.6	5.7	5.8	6.0	6.1	6.2	6.3	
57.FRENCH NAVY -II	5.89	.22	3.74%	100	5.4	5.6	5.7	5.9	6.1	6.2	6.2	
59.GERMAN AVIATORS	6.17	.24	3.89%	1006	5.8	5.9	6.0	6.2	6.3	6.5	6.6	6.7
60.GERMAN 20 YR OLDS	6.10	.24	3.93%	7144	5.7	5.8	5.9	6.1	6.2	6.4	6.5	
61.GERMANS/25-40 YRS	6.18	.20	3.24%	2643	5.8	5.9	6.0	6.1	6.3	6.4	6.5	
65.ROYAL ARMOR CORP	6.11	.20	3.27%	500	5.8	5.8	5.9	6.1	6.2	6.3	6.4	
66.ROYAL AIR FORCE	6.21	.21	3.38%	2000	5.9	5.9	6.1	6.2	6.4	6.5	6.6	6.7
68.RCAF PILOTS	6.02	.24	3.99%	314	5.7	5.7	5.8	6.0	6.1	6.4	6.5	
69.RCAF NAVIGATORS	6.02	.22	3.65%	230	5.7	5.7	5.8	6.0	6.2	6.4	6.5	
70.NEW ZEALAND AIRF.	5.99	.20	3.34%	238	(5.7)	(5.7)	(5.9)	(6.1)	(6.1)	(6.3)	(6.3)	
71.AUSTRALIAN CADETS	6.10	.20	3.28%	97	5.6	5.6	5.8	6.0	6.2	6.4	6.4	
72.AUSTRALIAN RATED	6.18	.20	3.24%	384	5.6	5.6	5.8	6.0	6.2	6.4	6.5	
74.SLOVAK CIVILIANS	6.26	.22	3.51%	392	(5.9)	(5.9)	(6.1)	(6.4)	(6.4)	(6.6)	(6.6)	
75.LATIN AMERICANS	6.00	.20	3.33%	1985	5.6	5.7	5.8	6.0	6.1	6.3	6.4	
77.FRENCH YOUNG MEN	6.08	.21	3.45%	2000	(5.7)	(5.7)	(5.9)	(6.2)	(6.2)	(6.4)	(6.4)	
78.SOUTH AFRICANS	6.00	.20	3.33%	1448	5.6	5.6	6.0	6.0	6.2	6.3	6.3	
80.JAPANESE AIRFORCE	6.21	.24	3.86%	1176	5.8	5.9	6.1	6.2	6.4	6.5	6.6	
81. JAPAN AF PILOTS	6.29	.23	3.66%	210	5.9	6.0	6.1	6.3	6.5	6.6	6.7	
82. JAPAN AF NAVIG	6.20	.23	3.71%	538	5.9	5.9	6.0	6.2	6.3	6.5	6.6	
83.JAPANESE PILOTS	6.20	.24	3.87%	234	5.8	5.9	6.0	6.2	6.4	6.5	6.6	
84.THAI MILITARY	5.98	.27	4.52%	2950	5.5	5.6	5.8	6.0	6.1	6.3	5.4	
85.VIETNAM MILITARY	5.87	.23	3.92%	2128	5.5	5.6	5.7	5.9	6.0	6.2	6.3	6.4
86.R.O.K.A.F. PILOTS	6.09	.29	4.76%	254	5.7	5.7	5.9	6.1	6.3	6.4	6.5	
87.KOREAN FORCES -65	6.02	.24	3.99%	3747	5.6	5.7	5.9	6.1	6.2	6.4	6.5	
90.IRANIAN MILITARY	5.85	.26	4.44%	9414	5.4	5.5	5.7	5.8	6.0	6.2	6.3	
430. HEAD CIRCUMFERENCE.....												
3.WAS PILOTS 1942	21.70	.60	2.76%	440	20.9	21.0	21.3	21.7	22.1	22.5	22.8	
4.AAF NURSES 1942	21.50	.50	2.33%	141	20.7	20.9	21.1	21.5	21.8	22.2	22.5	
5.WAF SEPARATEE1946	21.71	.61	2.81%	7553	20.3	20.7	21.0	21.3	21.7	22.1	22.5	23.2
6.WAF BASIC TR 1952	21.49	.68	3.16%	847	20.0	20.4	20.9	21.4	21.9	22.4	22.7	23.3
7.AIR FORCE WMN '68	21.60	.64	2.96%	1905	20.2	20.6	20.8	21.2	21.6	22.0	22.4	23.1
8. WAF-NURSE OFCRS	21.73	.64	2.95%	548	20.4	20.7	20.9	21.3	21.7	22.1	22.5	23.5
9. ENLISTED WAFS/W	21.50	.61	2.84%	1216	20.1	20.5	20.7	21.1	21.5	21.9	22.3	22.9
10. ENLISTED WAFS/B	21.98	.60	2.73%	131	21.1	21.3	21.6	21.9	22.2	22.8	23.1	
13.AIR TRAFFIC CNTRL	22.80	.62	2.72%	478	21.7	21.9	22.2	22.7	23.1	23.5	23.7	
15.A.A.F. CADETS '42	22.60	.50	2.21%	2959	22.5	21.7	22.0	22.4	22.8	23.2	23.4	
16.A.A.F.GUNNERS '42	22.20	.60	2.70%	583	21.2	21.4	21.8	22.2	22.6	22.9	23.2	
17.USAF BASIC TR '52	22.16	.63	2.84%	3315	20.7	21.2	21.4	21.7	22.1	22.6	23.0	23.6

METRIC VALUES	MEAN	STD DEV	COEF OF V	-N-	1ST	5TH	10TH	25TH	50TH	75TH	90TH	95TH	99TH
430. HEAD CIRCUMFERENCE-CONTINUED													
18. USAF FLY PRSNL*50	57.03	1.53	2.68%	4000	53.4	54.5	55.1	56.0	57.0	58.1	59.0	59.6	60.6
19. USAF SURVEY 1955	56.26	1.65	2.93%	3859	52.5	53.6	54.1	55.1	56.2	57.4	58.4	59.0	60.3
20. OFFICERS---1965	57.47	1.42	2.47%	549	54.7	55.3	55.7	56.5	57.4	58.4	59.4	59.9	60.9
21. ENLISTED MEN*65	56.64	1.55	2.74%	792	53.2	54.1	54.6	55.6	56.6	57.6	58.6	59.2	60.6
23. BASIC TRAINEE65	55.88	1.57	2.81%	2527	52.4	53.3	53.9	54.8	55.9	56.9	57.9	58.5	59.7
24. NAVY FLYERS *64	57.54	1.40	2.43%	1529	54.2	55.2	55.8	56.6	57.5	58.5	59.3	59.9	61.0
25. USAF FLY PRSNL*67	57.52	1.43	2.49%	2420	54.4	55.2	55.7	56.5	57.5	58.5	59.4	59.9	61.0
26. STUDENT PLT *67	57.33	1.42	2.48%	505	53.9	55.0	55.5	56.4	57.3	58.3	59.2	59.7	60.6
27. RATED PILOTS*67	57.67	1.41	2.44%	1187	54.7	55.4	55.8	56.7	57.6	58.6	59.5	60.0	61.1
28. SOT NAVIGAT *67	57.40	1.50	2.61%	188	54.9	55.4	55.4	56.3	57.4	58.4	59.3	59.9	61.1
29. RTO NAVIGAT *67	57.38	1.42	2.47%	505	54.5	55.2	55.6	56.4	57.3	58.3	59.2	59.8	61.1
30. ARMY SOLDIERS *66	56.11	1.61	2.87%	6682	52.4	53.5	54.1	55.0	56.1	57.2	58.2	58.8	60.0
31. NAVY ENLISTED *66	55.94	1.56	2.79%	4095	52.3	53.4	54.0	54.9	55.9	57.0	58.0	58.6	59.6
32. NAVY DIVERS *72	57.02	1.68	2.95%	100	54.3	54.9	54.9	55.9	57.0	58.2	59.2	59.8	61.1
33. MARINE ENLIST *66	56.13	1.54	2.74%	2008	52.6	53.6	54.1	55.1	56.1	57.2	58.1	58.7	59.9
34. ARMY AVIATORS *59	57.12	1.39	2.43%	500	54.8	55.3	55.3	56.1	57.1	57.9	58.9	59.4	60.0
36. ARMY AVIATORS *70	56.31	1.53	2.72%	1482	52.6	53.8	54.4	55.3	56.3	57.4	58.3	58.9	60.0
39. LAB-ENEOBCE-DEECB	57.50	1.57	2.73%	2985	53.8	54.9	55.5	56.5	57.5	58.5	59.5	60.1	61.3
46. JAPANESE-CIV-ARM	54.50	1.40	2.57%	1622	(52.2)	(52.2)	(53.6)	(54.8)	(55.9)	(56.8)	(57.9)	(58.5)	(59.5)
48. NATO SURVEY-60/61	55.86	1.55	2.77%	3325	52.3	53.4	53.9	54.8	55.9	56.9	57.9	58.5	59.5
49. TURKISH MIL.*60	55.16	1.48	2.68%	912	51.5	52.7	53.3	54.2	55.2	56.2	57.1	57.7	58.6
50. GREEK MILIT *61	55.65	1.47	2.64%	1071	52.6	53.3	53.8	54.6	55.6	56.6	57.6	58.2	59.3
51. ITALIAN MIL.*61	56.51	1.39	2.46%	1342	53.4	54.2	54.7	55.6	56.5	57.5	58.3	58.8	59.8
52. BANTU MINERS	56.09	1.51	2.69%	485	53.6	54.2	54.7	55.6	56.5	57.5	58.3	58.8	59.8
53. FRENCH ARMY	56.45	1.54	2.73%	734	54.1	54.5	54.5	55.4	56.5	57.5	58.5	59.1	60.7
54. FRENCH PILOTS	56.75	1.49	2.63%	65	54.5	54.5	54.9	55.9	56.4	57.9	58.9	59.2	60.7
55. FRENCH STUD PILOT	56.21	1.38	2.46%	101	54.0	54.0	54.3	55.3	56.3	57.0	58.1	58.5	60.7
56. FRENCH NAVY -I	55.92	1.56	2.79%	212	53.4	54.1	54.1	54.9	55.9	57.0	58.1	58.6	60.7
57. FRENCH NAVY -II	56.37	1.42	2.52%	100	54.1	54.5	54.5	55.3	56.5	57.3	58.2	58.6	60.7
59. GERMAN AVIATORS	57.04	1.44	2.52%	1006	53.8	54.7	55.2	56.1	57.0	58.0	58.9	59.5	60.7
60. GERMAN 20 YR OLDS	57.00	1.60	2.81%	7144	54.5	54.5	55.2	56.1	57.0	58.1	59.1	59.8	60.7
61. GERMANS/25-40 YRS	57.30	1.40	2.44%	2643	54.8	54.8	55.4	56.5	57.3	58.2	59.1	59.8	60.7
62. CANADIAN MILIT*64	57.75	1.52	2.83%	565	55.1	55.1	55.7	56.8	57.8	58.8	59.6	60.2	60.7
65. ROYAL ARMOR CORP	57.08	1.58	2.77%	500	54.6	55.0	55.0	56.0	57.0	58.1	59.1	59.7	60.9
66. ROYAL AIR FORCE	57.67	1.36	2.36%	2000	54.7	55.5	55.9	56.7	57.7	58.6	59.4	59.9	60.9
67. RAF AIRCREW	57.94	1.40	2.42%	200	55.4	55.4	56.1	56.9	57.8	58.7	59.7	60.3	60.9
68. RCAF PILOTS	57.30	1.52	2.65%	314	54.8	54.8	55.3	56.3	57.1	58.4	59.1	59.9	60.9
69. RCAF NAVIGATORS	57.25	1.52	2.66%	290	54.6	54.6	55.1	56.1	57.4	58.4	59.4	59.9	60.9
70. NEW ZEALAND AIRF.	57.65	1.37	2.38%	238	(55.4)	(55.4)	(56.7)	(57.3)	(58.6)	(59.9)	(60.1)	(60.7)	(60.9)
71. AUSTRALIAN CADETS	57.70	1.50	2.60%	97	54.4	54.4	54.4	55.4	56.4	57.4	58.4	59.4	60.9
72. AUSTRALIAN RATED	58.30	1.50	2.57%	384	(53.3)	(53.3)	(54.8)	(56.3)	(57.8)	(59.3)	(60.8)	(61.3)	(61.8)
73. CZECH LUMBERMEN	55.90	1.60	2.86%	1110	(53.3)	(53.3)	(54.8)	(56.3)	(57.8)	(59.3)	(60.8)	(61.3)	(61.8)

ENGLISH VALUES	MEAN	STD DEV	COEF OF V	-N-	1ST	5TH	10TH	25TH	50TH	75TH	90TH	95TH	99TH
430. HEAD CIRCUMFERENCE-CONTINUED													
18.USAF FLY PRSNL '50	22.45	.60	2.67%	4000	21.0	21.5	21.7	22.0	22.4	22.9	23.2	23.5	23.9
19.USAF SURVEY 1965	22.15	.65	2.93%	3859	20.7	21.1	21.3	21.7	22.1	22.6	23.0	23.2	23.7
20. OFFICERS---1965	22.63	.56	2.47%	549	21.5	21.8	21.9	22.2	22.6	23.0	23.4	23.6	24.0
21. ENLISTED MEN '65	22.30	.61	2.74%	792	21.0	21.3	21.5	21.9	22.3	22.7	23.1	23.3	23.9
23. BASIC TRAINEE '65	22.00	.62	2.82%	2527	20.6	21.0	21.2	21.6	22.0	22.4	22.8	23.0	23.5
24.NAVY FLYERS '64	22.65	.55	2.43%	1529	21.3	21.7	22.0	22.3	22.7	23.0	23.4	23.6	24.0
25.USAF FLY PRSNL '67	22.65	.56	2.47%	2420	21.4	21.7	21.9	22.3	22.6	23.0	23.3	23.5	23.9
26. STUDENT PLT '67	22.57	.56	2.48%	505	21.2	21.7	21.9	22.2	22.6	23.0	23.4	23.6	24.0
27. RATED PILOTS '67	22.70	.55	2.42%	1187	21.5	21.8	22.0	22.3	22.7	23.1	23.4	23.6	24.1
28. SOT NAVIGAT '67	22.60	.59	2.61%	188	21.6	21.6	21.8	22.2	22.6	23.0	23.4	23.6	24.1
29. RIO NAVIGAT '67	22.59	.56	2.48%	565	21.4	21.7	21.9	22.2	22.6	23.0	23.3	23.6	24.1
30.ARMV SOLDIERS '66	22.09	.63	2.85%	6882	20.6	21.1	21.3	21.7	22.1	22.5	22.9	23.2	23.6
31.NAVY ENLISTED '66	22.62	.62	2.82%	4035	20.6	21.0	21.2	21.6	22.0	22.4	22.8	23.1	23.5
32.NAVY DIVERS '72	22.45	.66	2.94%	100	20.7	21.4	21.6	22.0	22.5	22.9	23.3	23.5	23.6
33.MARINE ENLIST '66	22.10	.61	2.76%	2008	20.7	21.1	21.3	21.7	22.1	22.5	22.9	23.1	23.6
34.ARMV AVIATORS '59	22.49	.55	2.45%	500	21.6	21.6	21.8	22.1	22.5	22.8	23.2	23.4	23.6
36.ARMV AVIATORS '70	22.17	.60	2.71%	1482	21.2	21.4	21.8	22.2	22.6	23.0	23.2	23.4	23.6
39.LAW-ENFORC-DEECR	22.64	.62	2.74%	2985	21.2	21.6	21.9	22.2	22.6	23.0	23.4	23.7	24.2
46.JAPANESE-CIV-HMN	21.50	.60	2.79%	1622	(20.5)	(20.5)	(21.1)	(21.1)	(21.9)	(21.9)	(22.5)	(22.5)	(23.5)
48.NATO SURVEY-60/61	21.59	.61	2.77%	3255	20.6	21.0	21.2	21.6	22.0	22.4	22.8	23.0	23.4
49. TURKISH MIL '60	21.72	.58	2.67%	912	20.3	20.8	21.0	21.3	21.7	22.1	22.5	22.7	23.1
50. GREEK MILIT '61	21.91	.58	2.65%	1071	20.7	21.0	21.2	21.5	21.9	22.3	22.7	22.9	23.3
51. ITALIAN MIL '61	22.23	.55	2.47%	1342	21.0	21.4	21.5	21.9	22.3	22.6	23.0	23.2	23.5
52.BANTU MINERS	22.08	.59	2.67%	485	21.1	21.1	21.1	21.1	21.1	21.1	21.1	21.1	21.1
53.FRENCH ARMY	22.22	.61	2.75%	794	21.3	21.3	21.5	21.8	22.2	22.6	23.0	23.3	23.9
54.FRENCH PILOTS	22.34	.59	2.64%	55	21.5	21.5	21.6	22.0	22.2	22.8	23.2	23.3	23.9
55.FRENCH STUO PILOT	22.13	.54	2.44%	101	21.3	21.3	21.4	21.8	22.2	22.4	22.9	23.0	23.6
56.FRENCH NAVY -I	22.02	.61	2.77%	212	21.0	21.0	21.3	21.6	22.0	22.4	22.9	23.1	23.7
57.FRENCH NAVY -II	22.19	.56	2.52%	100	21.3	21.3	21.5	21.8	22.2	22.6	22.9	23.1	23.7
59.GERMAN AVIATORS	22.46	.57	2.54%	1006	21.2	21.5	21.7	22.1	22.5	22.8	23.2	23.4	23.9
60.GERMAN 20 YR OLDS	22.44	.63	2.81%	7144	21.5	21.5	21.7	22.0	22.4	22.9	23.3	23.5	24.0
61.GERMANS/25-40 YRS	22.56	.55	2.44%	2643	21.6	21.6	21.8	22.2	22.6	22.9	23.3	23.5	24.0
62.CANADIAN MILIT '64	22.74	.60	2.64%	565	21.7	21.7	21.9	22.4	22.8	23.2	23.5	23.7	24.2
65.ROYAL ARMOR CORP	22.47	.62	2.76%	500	21.5	21.5	21.7	22.0	22.4	22.9	23.3	23.5	24.0
66.ROYAL AIR FORCE	22.71	.54	2.38%	2000	21.5	21.8	22.0	22.3	22.7	23.1	23.4	23.6	24.1
67.RAF AIRCREW	22.81	.55	2.41%	200	21.6	21.6	21.8	22.2	22.6	23.0	23.3	23.5	24.0
68.RCAF PILOTS	22.56	.60	2.66%	290	21.5	21.5	21.7	22.1	22.5	22.9	23.3	23.5	24.0
69.RCAF NAVIGATORS	22.54	.60	2.66%	238	21.5	21.5	21.7	22.1	22.5	22.9	23.3	23.5	24.0
70.NEW ZEALAND AIRF.	22.70	.54	2.36%	238	21.6	21.6	21.8	22.2	22.6	23.0	23.3	23.5	24.0
71.AUSTRALIAN CADETS	22.72	.59	2.60%	97	21.4	21.4	21.6	22.0	22.4	22.8	23.1	23.3	23.8
72.AUSTRALIAN RATED	22.95	.59	2.57%	384	21.5	21.5	21.7	22.1	22.5	23.0	23.3	23.5	24.0
73.CZECH LUMBERMEN	22.01	.63	2.86%	2400	(21.0)	(21.0)	(21.6)	(21.6)	(22.4)	(22.4)	(23.0)	(23.0)	(23.0)

METRIC VALUES	MEAN	STD DEV	COEF OF V	-N-	1ST	5TH	10TH	25TH	50TH	75TH	90TH	95TH	99TH
430. HEAD CIRCUMFERENCE-CONTINUED													
75. LATIN AMERICANS	55.00	1.50	2.73%	1985		52.6	53.1	54.0	55.0	56.0	57.0	57.6	
77. FRENCH YOUNG MEN	56.64	1.51	2.67%	2000	(54.2)			(55.6)		(57.7)		(59.1)	
78. SOUTH AFRICANS	56.75	1.61	2.84%	1446	53.9				56.6			59.1	
79. JAPANESE CIV. MEN	56.50	1.50	2.65%	1870	(54.0)			(55.5)		(57.5)		(59.0)	
80. JAPANESE AIRFORCE	56.33	1.39	2.47%	1176		54.1	54.6	55.4	56.3	57.2	58.1	58.6	
81. JAPAN AF PILOTS	56.52	1.29	2.28%	210		54.6	55.0	55.7	56.5	57.3	58.1	58.5	
82. JAPAN AF NAVIG	56.37	1.39	2.47%	538		54.1	54.6	55.4	56.3	57.3	58.2	58.7	
83. JAPANESE PILOTS	56.38	1.43	2.54%	239		54.3	55.0	55.4	56.3	57.3	58.1	58.8	
84. THAI MILITARY	54.00	1.40	2.59%	2950		51.8	52.3	53.1	54.0	55.0	55.8	56.4	
85. VIETNAM MILITARY	54.07	1.41	2.61%	2129	50.8	51.9	52.3	53.1	54.0	55.0	55.9	56.5	57.3
86. R.O.K.A.F. PILOTS	55.97	1.45	2.59%	264		53.5	54.1	55.0	56.0	57.0	57.7	58.3	
87. KOREAN FORCES -65	54.40	1.30	2.39%	3747		52.2	52.7	53.5	54.4	55.3	56.0	56.7	
90. IRANIAN MILITARY	55.29	1.56	2.82%	9414		52.8	53.3	54.2	55.3	56.3	57.3	57.9	
91. AUSTRALIAN ARMY69	55.88	1.52	2.72%	3695		53.6	54.1	55.1	55.9	56.9	57.9	58.4	
433. HEAD DIAGONAL-FROM INION TO PRONASALE.....													
25. USAF FLY PRSNL '67	21.94	1.01	4.60%	2420	19.6	20.2	20.6	21.3	22.0	22.6	23.2	23.6	24.3
26. STUDENT PLY '67	21.75	.93	4.28%	505	19.5	20.2	20.5	21.1	21.8	22.4	23.0	23.3	23.7
27. RATED PILOTS '67	22.05	1.03	4.67%	1187	19.6	20.3	20.7	21.4	22.1	22.7	23.3	23.7	24.5
28. SDT NAVIGAT '67	21.62	1.14	5.27%	188		19.8	20.2	20.8	21.6	22.4	23.1	23.6	
29. RTO NAVIGAT '67	21.98	.98	4.46%	505	19.7	20.4	20.7	21.3	22.0	22.7	23.3	23.6	24.1
437. HEAD DIAGONAL-MAXIMUM FROM MENTON TO OCCIPUT.....													
19. USAF SURVEY 1965	25.15	.86	3.42%	3869	23.2	23.7	24.0	24.6	25.1	25.7	26.3	26.6	27.2
20. OFFICERS---1965	25.60	.79	3.09%	549	23.9	24.3	24.6	25.1	25.6	26.1	26.6	26.9	27.5
21. ENLISTED MEN '65	25.21	.84	3.33%	792	23.2	23.9	24.2	24.7	25.2	25.8	26.3	26.6	27.3
23. BASIC TRAINEE65	25.03	.85	3.40%	2527	23.2	23.7	23.9	24.4	25.0	25.6	26.1	26.5	27.0
25. USAF FLY PRSNL '67	25.60	.76	2.97%	2420	23.9	24.4	24.7	25.1	25.6	26.1	26.6	26.9	27.4
26. STUDENT PLY '67	25.60	.79	3.09%	505	23.8	24.4	24.6	25.1	25.6	26.1	26.6	27.0	27.4
27. RATED PILOTS '67	25.59	.75	2.93%	1187	23.9	24.4	24.6	25.1	25.6	26.1	26.6	26.8	27.3
28. SDT NAVIGAT '67	25.69	.73	2.84%	188		24.5	24.8	25.2	25.7	26.2	26.6	26.9	
29. RTO NAVIGAT '67	25.61	.77	3.01%	505	23.9	24.4	24.6	25.1	25.6	26.1	26.6	27.0	27.6
48. NATO SURVEY-60/61	25.66	.75	2.92%	3255	23.9	24.4	24.7	25.2	25.7	26.2	26.6	26.9	27.5
49. TURKISH MIL. '60	25.58	.77	3.01%	912	23.6	24.3	24.6	25.1	25.6	26.1	26.6	26.8	27.4
50. GREEK MILIT '61	25.66	.75	2.92%	1071	24.0	24.4	24.7	25.1	25.7	26.2	26.6	26.9	27.5
51. ITALIAN MIL. '61	25.71	.73	2.84%	1342	24.1	24.5	24.8	25.2	25.7	26.2	26.6	26.9	27.5
59. GERMAN AVIATORS	25.20	.86	3.41%	1006	23.1	23.8	24.1	24.6	25.2	25.8	26.3	26.6	27.4
65. ROYAL ARMOR CORP	25.76	.82	3.18%	500		24.4	24.7	25.1	25.7	26.3	26.8	27.0	
66. ROYAL AIR FORCE	26.21	.77	2.94%	1999	24.5	25.0	25.2	25.7	26.2	26.7	27.2	27.5	28.1
70. NEW ZEALAND AIRF.	25.31	.93	3.67%	238	(23.8)			(24.7)		(25.9)		(26.8)	

ENGLISH VALUES	MEAN	STD DEV	COEF OF V	1ST	5TH	10TH	25TH	50TH	75TH	90TH	95TH	99TH
-- -- -- -- -- PERCENTILES -- -- -- -- --												
430. HEAD CIRCUMFERENCE--CONTINUED												
75. LATIN AMERICANS	21.70	.60	2.76% 1985		20.7	20.9	21.3	21.7	22.0	22.4	22.7	
77. FRENCH YOUNG MEN	22.30	.59	2.65% 2000		(21.3)	(21.9)	(21.9)	(22.7)	(22.7)	(23.3)	(23.3)	
78. SOUTH AFRICANS	22.34	.63	2.82% 1446		21.2			22.3			23.3	
79. JAPANESE CIV. MEN	22.30	.60	2.69% 1870		(21.3)	(21.9)	(21.9)	(22.7)	(22.7)	(23.3)	(23.3)	
80. JAPANESE AIRFORCE	22.18	.55	2.48% 1176		21.3	21.5	21.8	22.2	22.5	22.9	23.1	
81. JAPAN AF PILOTS	22.25	.51	2.29% 210		21.5	21.7	21.9	22.2	22.6	22.9	23.0	
82. JAPAN AF NAVIG	22.19	.55	2.48% 538		21.3	21.5	21.8	22.2	22.6	22.9	23.1	
83. JAPANESE PILOTS	22.20	.56	2.52% 239		21.4	21.7	21.8	22.2	22.6	22.9	23.1	
84. THAI MILITARY	21.25	.55	2.59% 2950		20.4	20.6	20.9	21.3	21.7	22.0	22.2	
85. VIETNAM MILITARY	21.29	.56	2.63% 2129	20.0	20.4	20.6	20.9	21.3	21.7	22.0	22.2	22.5
86. R.O.K.A.F. PILOTS	22.04	.57	2.59% 264		21.1	21.3	21.7	22.1	22.4	22.7	22.9	
87. KOREAN FORCES -65	21.42	.51	2.38% 3747		20.6	20.7	21.1	21.4	21.8	22.0	22.3	
90. IRANIAN MILITARY	21.77	.61	2.80% 9414		20.8	21.0	21.4	21.8	22.2	22.6	22.8	
91. AUSTRALIAN ARMY69	22.00	.60	2.73% 3695		21.1	21.3	21.7	22.0	22.4	22.8	23.0	
433. HEAD DIAGONAL--FROM INION TO PRONASALE.....												
25. USAF FLY PRSNL*67	8.64	.40	4.63% 2420	7.7	8.0	8.1	8.4	8.7	8.9	9.1	9.3	9.6
26. STUDENT PLT*67	8.56	.37	4.32% 505	7.7	8.0	8.1	8.3	8.6	8.8	9.0	9.2	9.3
27. RATED PILOTS*67	8.68	.40	4.61% 1187	7.7	8.0	8.2	8.4	8.7	9.0	9.2	9.3	9.7
28. SDT NAVIGAT*67	8.51	.45	5.29% 188		7.8	7.9	8.2	8.5	8.8	9.1	9.3	
29. RTD NAVIGAT*67	8.65	.39	4.51% 505	7.8	8.0	8.2	8.4	8.7	8.9	9.2	9.3	9.5
437. HEAD DIAGONAL--MAXIMUM FROM NENTON TO OCCIPUT.....												
19. USAF SURVEY 1965	9.90	.34	3.43% 3859	9.1	9.4	9.5	9.7	9.9	10.1	10.3	10.5	10.7
20. OFFICERS---1965	10.08	.31	3.08% 549	9.4	9.6	9.7	9.9	10.1	10.3	10.5	10.6	10.8
21. ENLISTED MEN*65	9.93	.33	3.32% 732	9.1	9.4	9.5	9.7	9.9	10.1	10.4	10.5	10.7
23. BASIC TRAINEE65	9.85	.33	3.35% 2527	9.1	9.3	9.4	9.6	9.9	10.1	10.3	10.4	10.6
25. USAF FLY PRSNL*67	10.08	.30	2.98% 2420	9.4	9.6	9.7	9.9	10.1	10.3	10.5	10.6	10.8
26. STUDENT PLT*67	10.08	.31	3.08% 505	9.4	9.6	9.7	9.9	10.1	10.3	10.5	10.6	10.8
27. RATED PILOTS*67	10.07	.29	2.88% 1187	9.4	9.6	9.7	9.9	10.1	10.3	10.5	10.6	10.8
28. SDT NAVIGAT*67	10.12	.29	2.87% 188		9.6	9.8	9.9	10.1	10.3	10.5	10.6	
29. RTD NAVIGAT*67	10.12	.31	3.08% 505	9.4	9.6	9.7	9.9	10.1	10.3	10.5	10.6	10.9
29. NATO SURVEY-60/61	10.10	.30	2.97% 3325	9.4	9.6	9.7	9.9	10.1	10.3	10.5	10.6	10.8
49. TURKISH MIL*60	10.07	.30	2.98% 912	9.3	9.6	9.7	9.9	10.1	10.3	10.5	10.6	10.8
50. GREEK MILIT*61	10.10	.30	2.97% 1671	9.4	9.6	9.7	9.9	10.1	10.3	10.5	10.6	10.8
51. ITALIAN MIL*61	10.12	.29	2.87% 1342	9.5	9.7	9.8	9.9	10.1	10.3	10.5	10.6	10.8
59. GERMAN AVIATORS	9.92	.34	3.43% 1606	9.1	9.4	9.5	9.7	9.9	10.1	10.4	10.5	10.8
65. ROYAL ARMOR CORP	10.14	.32	3.16% 500		9.6	9.7	9.9	10.1	10.4	10.6	10.6	
66. ROYAL AIR FORCE	10.32	.30	2.91% 1999	9.7	9.8	9.9	10.1	10.3	10.5	10.7	10.8	11.1
70. NEW ZEALAND AIRF.	9.96	.37	3.71% 238	(9.4)	(9.4)	(9.7)	(9.7)	(10.2)	(10.2)	(10.6)	(10.6)	

METRIC VALUES	MEAN	STD DEV	COEF OF V	1ST	5TH	10TH	25TH	50TH	75TH	90TH	95TH	99TH
438. HEAD DIAGONAL-MAXIMUM FROM NUCHALE.....												
19.USAF SURVEY 1965	19.46	.80	4.11% 3859	17.7	18.2	18.4	18.9	19.4	20.0	20.5	20.8	21.4
20. OFFICERS---1965	20.07	.71	3.54% 549	18.3	18.9	19.2	19.6	20.1	20.5	21.0	21.2	21.8
21. ENLISTED MEN'65	19.65	.75	3.82% 792	18.0	18.5	18.7	19.1	19.6	20.1	20.7	21.0	21.6
23.---BASIC-TRAINEE55	19.26	.75	3.89% 2527	17.6	18.1	18.3	18.7	19.2	19.8	20.3	20.6	21.1
48.NATO SURVEY-60/61	19.98	.78	3.90% 3325	18.2	18.7	19.0	19.5	20.0	20.5	21.0	21.3	21.8
49. TURKISH MIL.'60	19.84	.81	4.08% 912	17.9	18.5	18.8	19.3	19.9	20.4	20.9	21.2	21.6
50. GREEK MILIT.'61	19.95	.74	3.71% 1071	18.3	18.8	19.0	19.4	19.9	20.5	20.9	21.2	21.6
51. ITALIAN MIL.'61	20.10	.76	3.78% 1342	18.3	18.9	19.1	19.6	20.1	20.6	21.1	21.4	21.9
59.GERMAN AVIATORS	20.33	1.15	5.66% 1006	18.0	18.6	18.9	19.5	20.3	21.1	21.9	22.4	23.1
441. HEAD LENGTH.....												
1.STEWARDESSES 1971	18.52	.62	3.35% 417	16.9	17.6	17.8	18.1	18.6	19.0	19.4	19.6	19.9
5.WAC SEPARATEE1946	18.38	.64	3.48% 7553	16.9	17.3	17.5	17.9	18.4	18.8	19.2	19.4	19.9
6.WAF BASIC TR 1952	17.38	.75	4.32% 847	16.8	17.3	17.5	18.0	18.4	18.9	19.3	19.5	20.0
7.AIR FORCE WMN '68	18.41	.68	3.69% 1905	17.1	17.5	17.7	18.1	18.6	19.0	19.4	19.7	20.1
8. WAF-NURSE OFCRS	18.58	.65	3.50% 548	16.7	17.2	17.5	17.9	18.3	18.8	19.2	19.4	19.8
9. ENLISTED WAFS/W	18.31	.67	3.66% 1216	16.7	17.2	17.5	17.8	18.2	18.6	19.1	19.5	19.8
10.---ENLISTED WAESZB	18.66	.70	3.75% 131	17.5	17.5	17.8	18.2	18.6	19.1	19.5	19.8	20.6
17.USAF BASIC TR '52	19.40	.71	3.66% 3317	18.2	18.2	18.5	18.9	19.4	19.9	20.3	20.6	21.2
18.USAF FLY PRSNL'50	19.70	.64	3.25% 4000	18.2	18.7	18.9	19.3	19.7	20.1	20.5	20.8	21.3
19.USAF SURVEY 1965	19.62	.72	3.67% 3859	18.0	18.4	18.7	19.1	19.6	20.1	20.6	20.8	21.3
20. OFFICERS---1965	19.95	.65	3.26% 549	18.4	18.9	19.1	19.5	19.9	20.4	20.8	21.1	21.4
21. ENLISTED MEN'65	19.69	.70	3.56% 732	18.1	18.5	18.8	19.2	19.7	20.2	20.6	20.8	21.2
23. BASIC TRAINEE65	19.53	.72	3.69% 2527	17.9	18.4	18.6	19.0	19.5	20.0	20.5	20.7	21.2
24.NAVY FLYERS '64	19.83	.66	3.33% 1529	18.4	18.8	19.0	19.4	19.8	20.3	20.7	20.9	21.5
25.USAF FLY PRSNL'67	19.87	.67	3.37% 2420	18.3	18.8	19.0	19.4	19.9	20.3	20.7	21.0	21.5
26. STUDENT PLT '67	19.83	.71	3.58% 505	18.1	18.7	18.9	19.4	19.8	20.3	20.7	21.0	21.5
27. RATED PILOTS'67	19.89	.67	3.37% 1187	18.4	18.8	19.0	19.4	19.9	20.3	20.8	21.0	21.5
28. SDT NAVIGAT '67	19.86	.66	3.32% 188	18.4	18.8	19.0	19.4	19.9	20.3	20.7	21.0	21.5
29. RTO NAVIGAT '67	19.86	.65	3.27% 505	18.3	18.8	19.0	19.4	19.8	20.3	20.7	21.0	21.5
30.ARMED SOLDIERS '66	19.47	.73	3.75% 6682	17.8	18.3	18.5	19.0	19.5	20.0	20.4	20.7	21.2
31.NAVY ENLISTED '66	19.42	.72	3.71% 4095	17.7	18.2	18.5	18.9	19.4	19.9	20.4	20.6	21.1
32.NAVY DIVERS '72	19.75	.73	3.70% 100	17.8	18.6	18.8	19.3	19.8	20.2	20.7	21.0	21.1
33.MARINE ENLIST '66	19.43	.72	3.71% 2008	17.8	18.3	18.5	18.9	19.4	19.9	20.4	20.6	21.1
34.ARMED AVIATORS '59	19.73	.68	3.45% 500	18.5	18.5	18.7	19.3	19.8	20.3	20.5	20.8	21.1
36.ARMED AVIATORS '70	19.70	.67	3.40% 1482	18.0	18.6	18.8	19.3	19.7	20.2	20.6	20.8	21.1
39.LAB-NEURGE-DEECB	19.80	.69	3.48% 2592	18.1	18.7	18.9	19.4	19.8	20.3	20.7	20.9	21.5
40.SLOVAK CIVIL-WOMEN	17.81	.56	3.14% 1520	(16.9)	(16.9)	(16.9)	(17.4)	(18.2)	(18.2)	(18.2)	(18.7)	(18.7)
48.NATO SURVEY-60/61	18.97	.72	3.80% 3325	17.4	17.8	18.0	18.5	19.0	19.5	19.9	20.2	20.6
49. TURKISH MIL.'60	18.59	.65	3.50% 912	17.0	17.5	17.8	18.2	18.6	19.0	19.4	19.7	20.1
50. GREEK MILIT.'61	18.88	.67	3.55% 1371	17.4	17.8	18.0	18.4	18.9	19.4	19.8	20.0	20.4
51. ITALIAN MIL.'61	19.30	.66	3.42% 1342	17.8	18.2	18.4	18.8	19.3	19.7	20.1	20.4	20.9

ENGLISH VALUES	MEAN	STD DEV	COEF OF V	-	1ST	5TH	10TH	25TH	50TH	75TH	90TH	95TH	99TH
PERCENTILES													
438. HEAD DIAGONAL-MAXIMUM FROM NUCHALE.....													
19. USAF SURVEY 1965	7.66	.32	4.18% 3859		7.0	7.2	7.3	7.4	7.7	7.9	8.1	8.2	8.4
20. OFFICERS---1965	7.90	.28	3.54% 549		7.2	7.4	7.6	7.7	7.9	8.1	8.3	8.4	8.6
21. ENLISTED MEN '65	7.74	.30	3.88% 792		7.1	7.3	7.4	7.5	7.7	7.9	8.1	8.3	8.5
23. BASIC TRAINEES	7.58	.30	3.96% 2527		6.9	7.1	7.2	7.4	7.6	7.8	8.0	8.1	8.3
48. NATO SURVEY-60/61	7.87	.31	3.94% 3325		7.2	7.4	7.5	7.7	7.9	8.1	8.3	8.4	8.6
49. TURKISH MIL. '60	7.81	.32	4.10% 912		7.1	7.3	7.4	7.6	7.8	8.0	8.2	8.3	8.6
50. GREEK MILIT '61	7.86	.29	3.69% 1071		7.2	7.4	7.5	7.7	7.9	8.1	8.3	8.4	8.5
51. ITALIAN MIL. '61	7.91	.30	3.79% 1342		7.2	7.4	7.5	7.7	7.9	8.1	8.3	8.4	8.6
59. GERMAN AVIATORS	8.00	.45	5.63% 1006		7.1	7.3	7.4	7.7	8.0	8.3	8.6	8.8	9.1
441. HEAD LENGTH.....													
1. STEWARDESSES 1971	7.29	.25	3.43% 417		6.9	7.0	7.1	7.1	7.3	7.5	7.6	7.7	7.8
5. WAF SEPARATEE 1946	7.24	.25	3.45% 7553		6.7	6.8	6.9	7.1	7.2	7.4	7.6	7.7	7.8
6. WAF BASIC TR 1952	6.84	.30	4.39% 847		6.1	6.4	6.5	6.7	6.9	7.1	7.2	7.3	7.5
7. AIR FORCE W/M '68	7.25	.27	3.72% 1905		6.6	6.8	6.9	7.1	7.3	7.4	7.6	7.7	7.9
8. WAF-NURSE OFCRS	7.31	.26	3.56% 548		6.8	6.9	7.0	7.1	7.3	7.5	7.6	7.7	7.9
9. ENLISTED WAFS/W	7.21	.26	3.61% 1216		6.6	6.8	6.9	7.0	7.2	7.4	7.6	7.7	7.8
10. ENLISTED WAFS/B	7.35	.28	3.81% 131		6.9	7.0	7.2	7.3	7.5	7.7	7.8	7.9	8.1
17. USAF BASIC TR '52	7.64	.28	3.66% 3317		7.0	7.2	7.3	7.5	7.6	7.8	8.0	8.1	8.3
18. USAF FLY PRSNL '50	7.76	.25	3.22% 4000		7.2	7.4	7.4	7.6	7.8	7.9	8.1	8.2	8.3
19. USAF SURVEY 1965	7.73	.28	3.62% 3859		7.1	7.3	7.4	7.5	7.7	7.9	8.1	8.2	8.4
20. OFFICERS---1965	7.86	.26	3.31% 549		7.2	7.4	7.5	7.7	7.9	8.0	8.2	8.3	8.4
21. ENLISTED MEN '65	7.75	.28	3.61% 792		7.1	7.3	7.4	7.6	7.8	7.9	8.1	8.2	8.4
23. BASIC TRAINEES	7.69	.28	3.64% 2527		7.0	7.2	7.3	7.5	7.7	7.9	8.1	8.2	8.3
24. NAVY FLYERS '64	7.81	.26	3.33% 1529		7.2	7.4	7.5	7.6	7.8	8.0	8.1	8.2	8.5
25. USAF FLY PRSNL '67	7.82	.27	3.45% 2420		7.2	7.4	7.5	7.6	7.8	8.0	8.2	8.3	8.5
26. STUDENT PLT '67	7.81	.28	3.59% 505		7.1	7.3	7.5	7.6	7.8	8.0	8.2	8.3	8.5
27. RATED PILOTS '67	7.83	.26	3.32% 1187		7.2	7.4	7.5	7.7	7.8	8.0	8.2	8.3	8.5
28. SDI NAVIGAT '67	7.82	.26	3.32% 188		7.2	7.4	7.5	7.7	7.8	8.0	8.2	8.3	8.5
29. RTO NAVIGAT '67	7.82	.25	3.20% 505		7.2	7.4	7.5	7.7	7.8	8.0	8.1	8.3	8.5
30. ARMY SOLDIERS '66	7.66	.29	3.79% 6682		7.0	7.2	7.3	7.5	7.7	7.9	8.0	8.1	8.3
31. NAVY ENLISTED '66	7.65	.28	3.66% 4095		7.0	7.2	7.3	7.5	7.7	7.8	8.0	8.1	8.3
32. NAVY DIVERS '72	7.78	.29	3.73% 100		7.0	7.2	7.4	7.6	7.8	8.0	8.1	8.3	8.5
33. MARINE ENLIST '66	7.65	.28	3.66% 2008		7.0	7.2	7.3	7.5	7.7	7.9	8.0	8.1	8.3
34. ARMY AVIATORS '59	7.77	.27	3.47% 500		7.3	7.4	7.4	7.6	7.8	8.0	8.1	8.2	8.5
36. ARMY AVIATORS '70	7.76	.26	3.35% 1482		7.3	7.4	7.4	7.6	7.8	7.9	8.1	8.2	8.5
39. ARMY ENLISTED '66	7.80	.27	3.46% 2992		7.1	7.3	7.4	7.6	7.8	8.0	8.1	8.2	8.5
40. SLOVAK CIV. WOMEN	7.01	.22	3.14% 1520		6.6	6.6	6.6	6.9	7.2	7.5	7.7	7.9	8.1
48. NATO SURVEY-60/61	7.47	.28	3.75% 3325		6.8	7.0	7.1	7.3	7.5	7.7	7.8	7.9	8.1
49. TURKISH MIL. '60	7.32	.26	3.55% 912		6.7	6.9	7.0	7.2	7.3	7.5	7.7	7.8	7.9
50. GREEK MILIT '61	7.43	.27	3.63% 1071		6.9	7.0	7.1	7.3	7.4	7.6	7.8	7.9	8.0
51. ITALIAN MIL. '61	7.60	.26	3.42% 1342		7.0	7.2	7.3	7.4	7.6	7.8	7.9	8.0	8.2

METRIC VALUES	MEAN	STD DEV	COEF OF V	-N-	1ST	5TH	10TH	25TH	50TH	75TH	90TH	95TH	99TH
441. HEAD LENGTH-CONTINUED													
52.BANTU MINERS	19.67	.63	3.20%	485		18.6			19.6	19.7	20.3	20.7	
53.FRENCH ARMY	19.31	.66	3.42%	734		18.3	18.6	18.8	19.3	19.7	20.3	20.4	
54.FRENCH PILOTS	19.51	.58	2.97%	55		18.6	18.8	19.2	19.6	20.0	20.4	20.5	
55.FRENCH STUD PILOT	19.24	.60	3.43%	101		18.2	18.3	18.9	19.3	19.7	20.0	20.2	
56.FRENCH NAVY -I	19.21	.62	3.23%	212		18.2	18.4	18.8	19.3	19.6	20.0	20.3	
57.FRENCH NAVY -II	19.32	.57	2.95%	100		18.3	18.5	18.9	19.4	19.7	20.0	20.3	
59.GERMAN AVIATORS	19.16	.62	4.28%	1006	17.3	17.7	18.1	18.6	19.2	19.7	20.2	20.4	21.1
60.GERMAN 20 YR OLDS	19.20	.70	3.65%	7144		18.1	18.3	18.7	19.2	19.5	20.1	20.3	
61.GERMANS/25-40 YRS	19.40	.70	3.61%	2643		18.2	18.5	18.9	19.3	19.7	20.3	20.5	
65.ROYAL ARMOR CORP	19.78	.69	3.49%	500		18.6	18.8	19.2	19.7	20.2	20.6	20.9	
66.ROYAL AIR FORCE	19.90	.64	3.22%	2000	18.4	18.8	19.1	19.5	19.9	20.3	20.7	20.9	21.4
68.RCAF PILOTS	19.35	.78	4.03%	314		18.0	18.5	18.7	19.3	20.0	20.3	20.8	
69.RCAF NAVIGATORS	19.38	.76	3.92%	230		18.0	18.5	18.7	19.3	20.0	20.3	20.8	
70.NEW ZEALAND AIRF.	19.71	.68	3.45%	238		(18.6)	(18.3)	(19.3)	(20.2)	(20.2)	(20.8)	(20.8)	
74.SLOVAK CIVILIANS	18.74	.62	3.31%	390		(17.7)	(17.8)	(18.2)	(19.2)	(19.2)	(19.6)	(19.8)	
75.LATIN AMERICANS	18.60	.70	3.76%	1985		17.5	17.8	18.2	18.6	19.1	19.6	19.8	
77.FRENCH YOUNG MEN	19.50	.66	3.38%	2000		(18.4)	(19.1)	(19.1)	(19.6)	(19.9)	(20.6)	(20.6)	
78.SOUTH AFRICANS	19.63	.67	3.41%	1443		18.5			19.6	19.2	19.7	19.9	
80.JAPANESE AIRFORCE	18.78	.68	3.62%	1176		17.7	17.9	18.3	18.8	19.2	19.7	19.9	
81. JAPAN AF PILOTS	18.83	.65	3.45%	210		17.8	18.0	18.4	18.8	19.3	19.7	19.9	
82. JAPAN AF NAVIG	18.82	.70	3.72%	538		17.7	18.0	18.4	18.8	19.3	19.7	20.0	
83.JAPANESE PILOTS	18.66	.78	4.18%	236		17.2	17.6	18.2	18.7	19.2	19.5	19.9	
84.THAI MILITARY	17.90	.60	3.35%	2950		15.8	17.0	17.4	17.8	18.3	18.7	18.9	
85.VIETNAM MILITARY	18.19	.67	3.68%	2127	16.6	17.1	17.3	17.7	18.2	18.6	19.0	19.3	19.8
86.R.O.K.A.F. PILOTS	18.41	.66	3.59%	254		17.4	17.6	17.9	18.4	18.9	19.3	19.5	
87.KOREAN FORCES -65	17.90	.70	3.91%	3747		16.7	17.0	17.4	17.9	18.4	18.8	19.1	
90.IRANIAN MILITARY	18.74	.75	4.00%	9414		17.4	17.7	18.2	18.8	19.3	19.7	19.9	
445. HEEL-ANKLE CIRCUMFERENCE.....													
19.USAF SURVEY 1965	34.16	1.55	4.54%	3409	30.7	31.7	32.2	33.1	34.1	35.2	36.2	36.8	38.0
20. OFFICERS---1965	34.09	1.45	4.25%	224	31.2	31.8	32.2	33.1	34.1	35.1	36.0	36.6	37.9
21. ENLISTED MEN'65	33.96	1.56	4.59%	657	30.6	31.5	32.0	32.9	33.9	35.0	36.0	35.7	38.2
23. BASIC TRAINEES	34.22	1.56	4.56%	2527	30.7	31.7	32.3	33.2	34.2	35.3	36.2	36.8	38.0
25.USAF FLY PRSNL'67	33.95	1.41	4.15%	2420	30.7	31.7	32.2	33.2	33.9	34.9	35.8	35.3	37.3
26. STUDENT PLT '67	33.89	1.42	4.19%	505	30.8	31.6	32.1	32.9	33.8	34.8	35.7	35.3	37.8
27. RATED PILOTS'67	34.03	1.41	4.14%	1187	30.8	31.8	32.3	33.1	34.0	35.0	35.9	35.4	37.2
28. SOT NAVIGAT '67	33.81	1.47	4.35%	188		31.3	31.8	32.8	33.8	34.9	35.7	35.2	
29. RTO NAVIGAT '67	33.88	1.39	4.10%	505	30.7	31.7	32.1	32.9	33.8	34.8	35.7	35.3	37.3
30.ARMV SOLDIERS '66	34.11	1.66	4.87%	6682	30.3	31.4	32.0	33.0	34.1	35.2	36.3	36.9	38.2
31.NAVY ENLISTED '66	34.21	1.71	5.00%	4095	30.4	31.4	32.0	33.0	34.2	35.3	36.4	37.1	38.4
33.MARINE ENLIST '66	34.13	1.61	4.72%	2008	30.6	31.6	32.1	33.0	34.1	35.2	36.2	36.9	38.1
36.ARMV AVIATORS '70	33.30	1.57	4.71%	1482	29.5	30.7	31.3	32.3	33.3	34.4	35.4	35.9	36.8

ENGLISH VALUES	MEAN	STD DEV	COEF OF V	-V-	1ST	5TH	10TH	25TH	50TH	75TH	90TH	95TH	99TH
441. HEAD LENGTH-CONTINUED													
52.3ANTU MINERS	7.74	.25	3.23%	485	7.3	7.3	7.3	7.4	7.7	7.8	8.0	8.1	
53.FRENCH ARMY	7.60	.26	3.42%	734	7.2	7.2	7.4	7.6	7.6	7.9	8.0	8.1	
54.FRENCH PILOTS	7.68	.23	2.99%	65	7.3	7.3	7.4	7.6	7.7	7.8	7.9	8.0	
55.FRENCH STUD PILOT	7.57	.26	3.43%	101	7.2	7.2	7.2	7.4	7.6	7.7	7.9	8.0	
56.FRENCH NAVY -I	7.56	.24	3.17%	212	7.2	7.2	7.3	7.4	7.6	7.8	7.9	8.0	
57.FRENCH NAVY -II	7.61	.22	2.89%	100	7.2	7.2	7.3	7.4	7.6	7.8	7.9	8.0	
59.GERMAN AVIATORS	7.54	.32	4.24%	1036	6.8	7.0	7.1	7.3	7.6	7.8	7.9	8.1	8.3
60.GERMAN 20 YR OLDS	7.56	.28	3.70%	7144	7.1	7.1	7.2	7.4	7.6	7.7	7.9	8.0	
61.GERMANS/25-40 YRS	7.64	.28	3.66%	2043	7.2	7.2	7.3	7.4	7.6	7.8	8.0	8.1	
65.ROYAL ARMOR CORP	7.79	.27	3.47%	500	7.3	7.3	7.4	7.6	7.8	8.0	8.1	8.2	
66.ROYAL AIR FORCE	7.83	.25	3.19%	2000	7.2	7.4	7.5	7.7	7.8	8.0	8.2	8.2	8.4
68.RCAF PILOTS	7.62	.31	4.07%	314	7.1	7.1	7.3	7.4	7.6	7.9	8.0	8.2	
69.RCAF NAVIGATORS	7.63	.30	3.93%	230	7.1	7.1	7.3	7.4	7.6	7.9	8.0	8.2	
70.NEW ZEALAND AIRF.	7.76	.27	3.48%	238	(7.3)	(7.3)	(7.6)	(7.6)	(7.9)	(7.9)	(8.2)	(8.2)	
74.SLOVAK CIVILIANS	7.38	.24	3.25%	390	(7.0)	(7.0)	(7.2)	(7.2)	(7.5)	(7.5)	(7.8)	(7.8)	
75.LATIN AMERICANS	7.30	.30	4.11%	1985	6.9	6.9	7.0	7.2	7.3	7.5	7.7	7.8	
77.FRENCH YOUNG MEN	7.68	.26	3.39%	2000	(7.3)	(7.3)	(7.5)	(7.5)	(7.9)	(7.9)	(8.1)	(8.1)	
78.SOUTH AFRICANS	7.73	.26	3.36%	1443	7.3	7.3	7.0	7.2	7.4	7.6	7.8	7.8	
80.JAPANESE AIRFORCE	7.39	.27	3.65%	1176	7.0	7.0	7.0	7.2	7.4	7.6	7.8	7.8	
81. JAPAN AF PILOTS	7.41	.26	3.51%	210	7.0	7.0	7.1	7.2	7.4	7.6	7.8	7.8	
82. JAPAN AF NAVIG	7.41	.28	3.78%	538	7.0	7.1	7.1	7.2	7.4	7.6	7.7	7.8	
83.JAPANESE PILOTS	7.35	.31	4.22%	236	6.8	6.8	6.9	7.2	7.4	7.6	7.7	7.8	
84.THAI MILITARY	7.04	.23	3.27%	2950	6.6	6.6	6.7	6.9	7.0	7.2	7.4	7.4	
85.VIETNAM MILITARY	7.16	.27	3.77%	2127	6.5	6.7	6.8	7.0	7.2	7.3	7.5	7.6	7.8
86.R.O.K.A.F. PILOTS	7.25	.26	3.59%	254	6.9	6.9	6.9	7.1	7.2	7.4	7.6	7.7	
87.KOREAN FORCES -65	7.05	.26	3.97%	3747	6.6	6.6	6.7	6.9	7.0	7.2	7.4	7.5	
90.IRANIAN MILITARY	7.38	.30	4.07%	9414	6.9	6.9	7.0	7.2	7.4	7.6	7.8	7.8	
445. HEEL-ANKLE CIRCUMFERENCE.....													
19.USAF SURVEY 1965	13.45	.61	4.54%	3409	12.1	12.5	12.7	13.0	13.4	13.9	14.2	14.5	15.0
20. OFFICERS---1965	13.42	.57	4.25%	224	12.3	12.5	12.7	13.0	13.4	13.8	14.2	14.4	14.9
21. ENLISTED MEN'65	13.37	.61	4.56%	657	12.0	12.4	12.6	13.0	13.4	13.8	14.2	14.4	15.1
23. BASIC TRAINEE'65	13.47	.61	4.53%	2527	12.1	12.5	12.7	13.1	13.5	13.9	14.3	14.5	15.0
25.USAF FLY PRSNL'67	13.36	.56	4.19%	2420	12.1	12.5	12.7	13.0	13.4	13.7	14.1	14.3	14.7
26. STUDENT PLT '67	13.34	.56	4.20%	505	12.1	12.5	12.7	13.0	13.3	13.7	14.1	14.3	14.9
27. RATED PILOTS'67	13.40	.55	4.10%	1187	12.1	12.5	12.7	13.0	13.4	13.8	14.1	14.3	14.7
28. SOT NAVIGAT '67	13.31	.58	4.36%	188	12.3	12.5	12.7	12.9	13.3	13.7	14.1	14.3	14.7
29. RTD NAVIGAT '67	13.34	.55	4.12%	505	12.1	12.5	12.7	13.0	13.3	13.7	14.1	14.3	14.7
30.ARMV SOLDIERS '66	13.43	.65	4.84%	6682	11.9	12.4	12.6	13.0	13.4	13.9	14.3	14.5	15.0
31.NAVY ENLISTED '66	13.47	.67	4.97%	4095	12.0	12.4	12.6	13.0	13.5	13.9	14.3	14.6	15.1
33.MARINE ENLIST '66	13.44	.63	4.69%	2008	12.1	12.4	12.6	13.0	13.4	13.9	14.3	14.5	15.0
36.ARMV AVIATORS '70	13.11	.62	4.73%	1482	12.1	12.1	12.3	12.7	13.1	13.5	13.9	14.1	

METRIC VALUES	MEAN	STD DEV	COEF OF V	1ST	5TH	10TH	25TH	50TH	75TH	90TH	95TH	99TH
-445. HEEL-ANKLE CIRCUMFERENCE-CONTINUED												
59. GERMAN AVIATORS	34.13	1.59	4.66%	1006								
67. RAF AIRCREW	32.94	1.40	4.25%	200	30.6	32.2	33.1	34.1	35.2	36.2	35.8	38.2
75. LATIN AMERICANS	33.10	1.50	4.53%	1985	30.6	31.1	32.0	33.0	34.0	35.0	35.2	
84. THAI MILITARY	32.20	1.50	4.66%	2950	29.8	30.3	31.1	32.1	33.1	34.0	34.7	
85. VIETNAM MILITARY	30.90	1.37	4.43%	2122	28.6	29.1	29.9	30.9	31.8	32.6	33.2	34.3
87. KOREAN FORCES -65	31.90	1.90	5.96%	3747	29.7	30.4	31.1	32.0	32.9	33.8	34.3	
90. IRANIAN MILITARY	33.73	1.47	4.36%	9414	31.4	31.9	32.8	33.7	34.7	35.7	35.3	
450. HEEL BREADTH.....												
5. WAC SEPARATEE 1946	5.94	.44	7.41%	3319	5.0	5.3	5.6	6.0	6.4	6.7	7.0	7.6
6. WAF BASIC TR 1952	5.72	.57	9.97%	847	4.7	5.0	5.4	5.8	6.1	6.4	6.6	
17. USAF BASIC TR '52	6.72	.43	6.40%	2020	6.0	6.2	6.4	6.7	7.0	7.2	7.4	
18. USAF FLY PRSNL '50	6.69	.37	5.53%	4000	6.1	6.2	6.4	6.7	7.0	7.2	7.3	7.6
30. ARMY SOLDIERS '66	6.86	.47	6.85%	6632	6.2	6.3	6.5	6.8	7.2	7.5	7.7	8.1
31. NAVY ENLISTED '66	6.72	.43	6.40%	4095	6.0	6.2	6.4	6.7	7.0	7.3	7.5	7.8
33. MARINE ENLISTED '66	6.82	.44	6.45%	2008	6.2	6.3	6.5	6.8	7.1	7.4	7.6	8.0
53. FRENCH ARMY	6.88	.41	5.96%	794	6.2	6.4	6.6	6.9	7.2	7.4	7.5	
54. FRENCH PILOTS	6.99	.36	5.15%	55	6.4	6.5	6.8	7.0	7.2	7.4	7.5	
55. FRENCH STUD PILOT	6.61	.37	5.60%	131	6.1	6.2	6.4	6.6	6.8	7.0	7.2	
56. FRENCH NAVY -I	6.86	.39	5.69%	212	6.3	6.4	6.6	6.8	7.1	7.4	7.5	
57. FRENCH NAVY -II	6.99	.41	5.87%	100	6.3	6.4	6.7	7.0	7.3	7.6	7.7	
62. CANADIAN MILIT '64	6.67	.38	5.70%	565	6.1	6.2	6.4	6.7	7.0	7.2	7.3	
75. LATIN AMERICANS	6.70	.40	5.97%	1985	6.0	6.2	6.4	6.7	7.0	7.2	7.4	
84. THAI MILITARY	6.50	.40	6.15%	2950	5.8	5.9	6.1	6.4	6.7	6.9	7.1	
85. VIETNAM MILITARY	6.19	.39	6.30%	2127	5.6	5.7	5.9	6.2	6.4	6.7	5.8	7.2
86. R.O.K.A.F. PILOTS	6.29	.38	6.04%	254	5.7	5.8	6.0	6.3	6.6	6.8	5.8	
87. KOREAN FORCES -65	6.50	.30	4.62%	3747	5.8	6.0	6.3	6.5	6.7	6.9	7.1	
90. IRANIAN MILITARY	6.79	.37	5.45%	9414	6.2	6.3	6.6	6.8	7.0	7.2	7.4	
457. HIP BREADTH.....												
1. STEWARDESSES 1971	33.07	1.47	4.45%	422	30.9	31.5	32.2	33.1	34.0	34.9	35.6	
6. WAF BASIC TR 1952	35.05	2.41	6.88%	850	31.8	32.2	33.1	34.4	36.0	37.8	39.2	
7. AIR FORCE WMN '58	34.97	2.22	6.35%	1905	30.2	31.6	32.3	33.4	36.3	37.9	38.8	40.9
8. WAF-NURSE OFCRS	35.50	2.32	6.54%	548	30.9	32.0	32.6	33.8	35.7	37.0	38.6	41.5
9. ENLISTED WAFS/W	34.86	2.10	6.02%	1216	30.3	31.6	32.3	33.4	34.7	36.1	37.6	40.6
10. ENLISTED WAFS/W	33.89	2.15	6.34%	131	30.4	31.0	32.3	33.9	35.4	36.7	37.5	
13. AIR TRAFFIC CNTRL	34.66	1.92	5.54%	681	31.3	32.0	33.0	34.2	35.6	36.8	37.7	
14. ARMY SEPARATEE '46	35.55	2.28	6.41%	***	(31.8)	(32.0)	(34.0)	(37.1)	(39.3)			
17. USAF BASIC TR '52	33.92	2.39	7.05%	3328	30.7	31.3	32.5	33.7	35.1	36.7	38.1	
18. USAF FLY PRSNL '50	33.47	1.76	5.26%	4000	29.7	30.7	31.3	32.2	33.4	34.6	35.8	37.8
19. USAF SURVEY 1965	34.08	2.13	6.25%	3869	29.7	30.9	31.5	32.6	33.9	35.4	37.9	40.0
20. OFFICERS---1965	35.17	1.83	5.20%	549	31.0	32.3	33.0	34.0	35.1	36.3	37.5	40.0

ENGLISH VALUES	MEAN	STD DEV	COEF OF V	-V-	1ST	5TH	10TH	25TH	50TH	75TH	90TH	95TH	99TH
-- -- -- -- -- PERCENTILES -- -- -- -- --													
445.---HEEL-ANKLE-CIRCUMFERENCE-CONTINUED													
59.GERMAN AVIATORS	13.44	.63	4.69%	1006	12.0	12.4	12.7	13.0	13.4	13.8	14.2	14.5	15.0
67.RAF AIRCREW	12.97	.55	4.24%	200		12.1	12.2	12.5	12.9	13.3	13.6	13.9	
75.LATIN AMERICANS	13.00	.60	4.62%	1985		12.0	12.2	12.6	13.0	13.4	13.8	14.1	
84.THAI MILITARY	12.67	.59	4.66%	2950		11.7	11.9	12.2	12.6	13.0	13.4	13.7	
85.VIETNAM MILITARY	12.17	.54	4.44%	2122	11.0	11.3	11.5	11.8	12.2	12.5	12.9	13.1	13.5
87.KOREAN FORCES -65	12.56	.75	5.97%	3747		11.7	12.0	12.2	12.6	13.0	13.3	13.5	
90.IRANIAN MILITARY	13.28	.58	4.37%	9414		12.4	12.6	12.9	13.3	13.7	14.1	14.3	
450. HEEL BREADTH.....													
5.MAC SEPARATEE1946	2.34	.17	7.26%	3319	1.8	2.0	2.1	2.2	2.4	2.5	2.7	2.8	3.0
6.WAF-BASIC-IR-1952	2.25	.23	10.22%	847	1.6	1.8	2.0	2.1	2.3	2.4	2.5	2.6	2.7
17.USAF-BASIC TR '52	2.65	.17	6.42%	2026	2.3	2.4	2.4	2.5	2.6	2.8	2.9	2.9	3.1
18.USAF FLY PRSNL '50	2.64	.15	5.68%	4000	2.3	2.4	2.5	2.5	2.6	2.7	2.8	2.9	3.0
30.ARMY SOLDIERS '56	2.70	.18	6.67%	6682	2.3	2.4	2.5	2.6	2.7	2.8	2.9	3.0	3.2
31.NAVY ENLISTED '66	2.64	.17	6.44%	4095	2.3	2.4	2.4	2.5	2.6	2.8	2.9	2.9	3.1
33.MARBINE-ENLIST--66	2.69	.17	6.32%	2008	2.3	2.4	2.5	2.6	2.7	2.8	2.9	3.0	3.2
53.FRENCH ARMY	2.71	.16	5.90%	794		2.4	2.5	2.6	2.7	2.8	2.9	3.0	
54.FRENCH PILOTS	2.75	.14	5.09%	55		2.5	2.6	2.7	2.8	3.0	3.0	3.0	
55.FRENCH STUD PILOT	2.60	.15	5.77%	101		2.4	2.4	2.5	2.6	2.7	2.8	2.8	
56.FRENCH NAVY -I	2.70	.15	5.56%	212		2.5	2.5	2.6	2.7	2.8	2.9	3.0	
57.FRENCH NAVY -II	2.75	.16	5.82%	100		2.5	2.5	2.6	2.8	2.9	3.0	3.0	
62.CANADIAN MILIT '64	2.63	.15	5.70%	565		2.4	2.4	2.5	2.6	2.8	2.8	2.9	
75.LATIN AMERICANS	2.60	.20	7.69%	1985		2.4	2.4	2.5	2.6	2.8	2.8	2.9	
84.THAI MILITARY	2.55	.15	5.88%	2950		2.3	2.3	2.4	2.5	2.6	2.7	2.8	
85.VIETNAM MILITARY	2.44	.15	6.15%	2127	2.1	2.2	2.3	2.3	2.4	2.5	2.6	2.7	2.8
86.R.O.K.A.F. PILOTS	2.48	.15	6.05%	264		2.2	2.3	2.4	2.5	2.6	2.7	2.7	
87.KOREAN FORCES -65	2.56	.12	4.69%	3747		2.3	2.4	2.5	2.6	2.6	2.7	2.8	
90.IRANIAN MILITARY	2.67	.15	5.62%	9414		2.4	2.5	2.6	2.7	2.8	2.9	2.9	
457. HIP BREADTH.....													
1.STEWARDESSES 1971	13.02	.58	4.45%	422	12.2	12.5	12.4	12.7	13.0	13.4	13.7	14.0	
6.WAF BASIC TR 1952	13.80	.95	6.88%	850	12.2	12.5	12.7	13.0	13.5	14.2	14.9	15.4	16.9
7.AIR FORCE WMN '68	13.77	.87	6.32%	1905	11.9	12.4	12.7	13.2	13.7	14.3	14.9	15.3	16.1
8. WAF-NURSE OFCRS	13.97	.91	6.51%	548	12.2	12.6	12.9	13.3	13.9	14.6	15.2	15.6	16.3
9. ENLISTED WAFS/W	13.72	.83	6.05%	1216	11.9	12.4	12.7	13.2	13.7	14.2	14.8	15.2	16.0
10.---ENLISTED-WAFS/28	13.34	.85	6.37%	131		12.0	12.2	12.7	13.3	13.9	14.4	14.8	
13.AIR TRAFFIC CNTRL	13.64	.76	5.57%	681		12.3	12.6	13.0	13.5	14.0	14.5	14.9	
14.ARMY SEPARATEE '46	14.00	.90	6.43%	***	(12.5)					(14.6)		(15.5)	
17.USAF BASIC TR '52	13.35	.94	7.04%	3328	11.5	12.1	12.3	12.8	13.3	13.8	14.4	15.0	16.3
18.USAF FLY PRSNL '50	13.18	.69	5.24%	4000	11.7	12.1	12.3	12.7	13.1	13.6	14.1	14.4	14.9
19.USAF SURVEY 1965	13.42	.84	6.26%	3859	11.7	12.2	12.4	12.8	13.4	13.9	14.5	14.9	15.8
20. OFFICERS---1965	13.84	.72	5.20%	549	12.2	12.7	13.0	13.4	13.8	14.3	14.8	15.1	15.7

METRIC VALUES	MEAN	STD DEV	COEF OF V	-N-	1ST	5TH	10TH	25TH	50TH	75TH	90TH	95TH	99TH
457. HIP BREADTH-CONTINUED													
21. ENLISTED MEN '65	34.48	2.12	6.15%	792	30.1	31.2	31.9	33.0	34.4	35.8	37.2	38.2	40.6
23. BASIC TRAINEE '65	33.73	2.10	6.23%	2527	29.5	30.7	31.3	32.3	33.5	34.9	36.5	37.6	40.0
24. NAVY FLYERS '64	35.00	1.78	5.09%	1529	30.8	32.0	32.7	33.8	35.0	36.2	37.3	37.9	38.9
25. USAF FLY PRSNL '67	35.27	1.88	5.33%	2420	31.0	32.3	32.9	34.0	35.2	36.4	37.7	38.5	40.2
26. STUDENT PLT '67	34.99	1.88	5.37%	505	30.6	31.9	32.6	33.8	35.0	36.2	37.3	38.0	39.7
27. RATED PILOTS '67	35.40	1.82	5.14%	1187	31.3	32.5	33.2	34.2	35.3	36.5	37.7	38.5	40.2
28. SOT NAVIGAT '67	35.14	2.01	5.72%	188	31.9	32.6	32.6	33.8	35.1	36.4	37.7	38.5	
29. RTO NAVIGAT '67	35.33	1.95	5.52%	505	31.2	32.4	33.0	34.0	35.2	36.5	37.9	38.8	40.7
30. ARMY SOLDIERS '66	33.20	2.01	6.05%	6682	29.1	30.2	30.8	31.8	33.1	34.4	35.8	36.7	38.6
31. NAVY ENLISTED '66	33.07	2.04	6.17%	4095	29.0	30.0	30.6	31.6	32.9	34.4	35.8	36.7	38.4
33. MARINE ENLIST '66	33.19	1.75	5.27%	2008	29.5	30.5	31.0	32.0	33.1	34.3	35.5	36.2	37.8
35. ARMY HELIO STONTS	35.30	2.00	5.67%	1640	32.1	32.8	32.8	33.9	35.3	36.7	38.2	39.0	
36. ARMY AVIATORS '70	35.11	2.12	6.04%	1482	30.4	31.7	32.4	33.7	35.1	36.5	37.9	38.8	40.3
48. NATO SURVEY-60/61	33.62	1.77	5.26%	3325	29.8	30.8	31.4	32.4	33.6	34.8	36.0	36.6	38.0
49. TURKISH MIL. '60	32.77	1.71	5.22%	912	29.2	30.1	30.6	31.6	32.7	33.9	35.1	35.8	37.1
50. GREEK MILIT '61	33.62	1.61	4.79%	1071	30.2	31.1	31.6	32.5	33.6	34.7	35.8	36.5	37.7
51. ITALIAN MIL. '61	34.19	1.70	4.97%	1342	30.5	31.5	32.0	33.1	34.2	35.3	36.4	37.1	38.6
52. BANTU MINERS	31.43	1.68	5.35%	485	28.7	28.7	28.7	33.4	31.4	34.8	37.4	38.1	
58. GERMAN TANKERS	34.83	1.88	5.40%	298	32.0	32.4	32.4	33.4	34.8	36.2	37.4	38.1	
59. GERMAN AVIATORS	35.24	1.83	5.19%	1016	30.9	32.3	32.9	34.0	35.2	36.5	37.6	38.3	39.5
65. ROYAL ARMOR CORP	35.03	2.25	6.42%	500		31.6	32.1	33.4	34.9	36.3	37.9	38.6	
68. RCAF PILOTS	36.22	2.23	6.16%	314		32.5	33.2	34.7	36.0	37.5	39.1	40.1	
69. RCAF NAVIGATORS	35.99	2.10	5.83%	290		32.5	33.2	34.5	36.0	37.3	38.8	39.3	
75. LATIN AMERICANS	32.10	1.70	5.30%	1985		29.3	29.8	30.7	31.8	32.9	33.9	34.8	
78. SOUTH AFRICANS	35.51	2.48	6.98%	1445		31.9	29.8	29.8	30.7	31.6	32.4	33.0	
80. JAPANESE AIRFORCE	30.70	1.37	4.46%	1176		28.6	29.0	29.8	30.7	31.6	32.4	33.0	
81. JAPAN AF PILOTS	31.67	1.28	4.12%	210		29.1	29.5	30.2	31.0	31.9	32.7	33.2	
82. JAPAN AF NAVIG	30.64	1.38	4.50%	538		28.5	29.0	29.7	30.6	31.5	32.4	32.9	
84. THAI MILITARY	30.00	1.50	5.00%	2950		27.5	28.0	29.0	30.0	31.0	32.0	32.5	
85. VIETNAM MILITARY	28.93	1.34	4.63%	2128	26.0	26.8	27.3	28.0	28.9	29.8	30.6	31.2	32.4
86. R.O.K.A.F. PILOTS	31.14	1.44	4.62%	264		28.8	29.3	30.1	31.2	32.1	32.9	33.4	
87. KOREAN FORCES '65	30.50	1.60	5.25%	3747		28.0	28.6	29.5	30.5	31.5	32.3	32.7	
90. IRANIAN MILITARY	32.17	1.56	4.85%	9414		29.7	30.2	31.1	32.1	33.2	34.2	34.8	
459. HIP BREADTH, SITTING.....													
1. STEWARDESSES 1971	36.82	1.79	4.86%	422		33.8	34.5	35.7	36.9	38.1	39.1	39.8	
5. WAC SEPARATEE 1946	37.06	2.80	7.56%	7563	31.4	32.9	33.7	35.1	36.8	38.7	40.7	42.1	45.0
11. HEALTH EXAM/F '62	36.67	3.73	10.17%	3581	29.3	31.2	32.3	34.1	36.4	39.0	41.7	43.7	48.3
12. ---LIB-EXE-25-40	36.35	3.66	10.07%	1165	29.3	31.1	32.1	33.8	36.0	38.6	41.3	43.3	47.9
13. AIR TRAFFIC CNTRL	35.96	2.34	6.51%	681		32.4	32.8	34.0	35.4	37.0	38.6	39.7	
18. USAF FLY PRSNL '50	35.46	2.15	6.06%	4000	30.9	32.1	32.8	34.0	35.4	36.9	38.3	39.2	41.0
19. USAF SURVEY 1965	35.86	2.65	7.39%	3859	30.8	32.0	32.7	34.0	35.6	37.5	39.4	40.7	43.2

ENGLISH VALUES		STD DEV	COEF OF V	1ST	5TH	10TH	25TH	50TH	75TH	90TH	95TH	99TH
PERCENTILES												
457. HIP BREADTH-CONTINUED												
21. ENLISTED MEN '65	13.58	.83	6.11% 792	11.9	12.3	12.6	13.0	13.5	14.1	14.7	15.1	16.0
23. BASIC TRAINEE '65	13.28	.83	6.25% 2527	11.6	12.1	12.3	12.7	13.2	13.8	14.4	14.8	15.7
24. NAVY FLYERS '64	13.78	.70	5.08% 1529	12.1	12.6	12.9	13.3	13.8	14.3	14.7	14.9	15.3
25. USAF FLY PRSNL '67	13.68	.74	5.33% 2420	12.2	12.7	13.0	13.4	13.9	14.3	14.8	15.2	15.8
26. STUDENT PLY '67	13.77	.74	5.37% 505	12.0	12.6	12.8	13.3	13.8	14.2	14.7	15.0	15.6
27. RATED PILOTS '67	13.94	.72	5.16% 1187	12.3	12.8	13.1	13.5	13.9	14.4	14.9	15.2	15.8
28. SOT NAVIGAT '67	13.84	.79	5.71% 188	12.6	12.8	12.8	13.3	13.8	14.3	14.8	15.2	
29. RTO NAVIGAT '67	13.91	.77	5.54% 505	12.3	12.8	13.0	13.4	13.9	14.4	14.9	15.3	16.0
30. ARMY SOLDIERS '66	13.07	.79	6.04% 6682	11.4	11.9	12.1	12.5	13.0	13.6	14.1	14.5	15.2
31. NAVY ENLISTED '66	13.02	.80	6.14% 4095	11.4	11.8	12.1	12.5	13.0	13.5	14.1	14.5	15.1
33. MARINE ENLIST '66	13.07	.69	5.28% 2008	11.6	12.0	12.2	12.6	13.0	13.5	14.0	14.3	14.9
35. ARMY HELIO STONTS	13.90	.80	5.76% 1640	12.6	12.9	13.3	13.9	14.4	15.0	15.4	15.8	
36. ARMY AVIATORS '74	13.82	.83	6.01% 1482	12.5	12.8	12.8	13.3	13.8	14.4	14.9	15.3	15.0
48. NATO SURVEY-60/61	13.24	.70	5.29% 3325	11.7	12.1	12.4	12.8	13.2	13.7	14.2	14.4	14.6
49. TURKISH MILIT '60	12.90	.67	5.19% 912	11.5	11.9	12.1	12.4	12.9	13.4	13.8	14.1	14.9
50. GREEK MILIT '61	13.24	.64	4.83% 1071	11.9	12.2	12.4	12.8	13.2	13.7	14.1	14.4	14.9
51. ITALIAN MILIT '61	13.46	.67	4.98% 1342	12.0	12.4	12.6	13.0	13.5	13.9	14.3	14.6	15.2
52. BANTU MINERS	12.37	.66	5.34% 485	11.3	11.7	12.1	12.4	12.8	13.2	13.5	13.9	
58. GERMAN TANKERS	13.71	.74	5.40% 298	12.6	12.7	13.0	13.4	13.9	14.4	14.8	15.1	15.5
59. GERMAN AVIATORS	13.87	.72	5.19% 1000	12.2	12.7	13.0	13.4	13.9	14.4	14.8	15.1	
65. ROYAL ARMOR CORP	13.79	.89	6.45% 500	12.4	12.6	13.1	13.7	14.2	14.8	15.4	15.8	
68. RCAF PILOTS	14.26	.88	6.17% 314	12.8	13.1	13.7	14.2	14.7	15.3	15.8	16.3	
69. RCAF NAVIGATORS	14.17	.83	5.86% 290	12.8	13.1	13.6	14.2	14.7	15.3	15.8	16.3	
75. LATIN AMERICANS	12.60	.70	5.56% 1985	11.5	11.7	12.1	12.5	13.0	13.5	14.0	14.5	
78. SOUTH AFRICANS	13.98	.98	7.01% 1445	12.6	12.8	13.1	13.5	13.9	14.3	14.7	15.1	
80. JAPANESE AIRFORCE	12.09	.54	4.47% 1170	11.3	11.4	11.7	12.1	12.4	12.8	13.0	13.1	
81. JAPAN AF PILOTS	12.23	.50	4.09% 210	11.5	11.6	11.9	12.2	12.6	12.9	13.1	13.4	
82. JAPAN AF NAVIG	12.06	.54	4.48% 538	11.2	11.4	11.7	12.0	12.4	12.8	13.0	13.1	
84. THAI MILITARY	11.81	.59	5.00% 2950	10.8	11.0	11.4	11.8	12.2	12.6	12.8	13.0	
85. VIETNAM MILITARY	11.39	.53	4.65% 2128	10.5	10.7	11.0	11.4	11.7	12.1	12.3	12.5	12.8
86. R.O.K.A.F. PILOTS	12.26	.57	4.65% 254	11.3	11.6	11.9	12.3	12.7	13.0	13.1	13.4	
87. KOREAN FORCES '65	12.01	.63	5.25% 3747	11.0	11.3	11.6	12.0	12.4	12.7	12.9	13.1	
90. IRANIAN MILITARY	12.67	.61	4.81% 9414	11.7	12.0	12.2	12.6	13.1	13.5	13.7	14.0	
459. HIP BREADTH, SITTING.....												
1. STEWARDESSES 1971	14.50	.70	4.83% 422	13.3	13.6	13.9	14.1	14.5	15.0	15.4	15.7	
5. MAC SEPARATEE 1946	14.59	1.10	7.54% 7553	12.4	13.0	13.3	13.8	14.5	15.3	16.0	16.6	17.7
11. HEALTH EXAM/F '62	14.44	1.47	10.18% 3581	11.5	12.3	12.7	13.4	14.3	15.3	16.4	17.2	19.0
12. HEALTH EXAM-25-40	14.31	1.44	10.06% 1155	11.5	12.2	12.6	13.3	14.2	15.2	16.3	17.1	18.9
13. AIR TRAFFIC CNTRL	14.16	.92	6.50% 681	12.8	12.9	13.4	13.9	14.5	15.2	15.6	16.2	
18. USAF FLY PRSNL '50	13.96	.85	6.09% 4000	12.2	12.6	12.9	13.4	13.9	14.5	15.1	15.4	16.2
19. USAF SURVEY 1965	14.12	1.04	7.37% 3809	12.1	12.6	12.9	13.4	14.0	14.8	15.5	16.0	17.0

METRIC VALUES	MEAN	STD DEV	COEF OF V	-V-	1ST	5TH	10TH	25TH	50TH	75TH	90TH	95TH	99TH
459. HIP BREADTH, SITTING-CONTINUED													
20. OFFICERS---1965	37.69	2.21	5.86%	549	32.7	34.1	34.9	36.3	37.7	39.0	40.4	41.3	43.8
21. ENLISTED MEN '65	36.47	2.62	7.18%	792	31.3	32.5	33.3	34.7	36.3	38.0	39.8	41.1	43.9
23. BASIC TRAINEE '65	35.27	2.52	7.14%	2527	30.5	31.8	32.4	33.5	34.9	36.7	38.7	40.1	42.9
24. NAVY FLYERS '64	36.81	2.17	5.90%	1529	32.2	33.3	34.0	35.3	36.8	38.3	39.6	40.4	42.2
25. USAF FLY PRSNL '67	37.79	2.30	6.09%	2420	32.7	34.2	34.9	36.2	37.7	39.3	40.8	41.8	43.8
26. STUDENT PLT '67	37.39	2.24	5.99%	505	32.3	33.7	34.5	35.9	37.4	38.9	40.2	41.1	42.8
27. RATED PILOTS '67	38.02	2.23	5.87%	1187	32.9	34.5	35.3	36.5	37.9	39.4	40.9	41.9	43.9
28. SGT NAVIGAT '67	37.55	2.55	6.79%	188	32.0	33.6	34.4	35.7	37.4	39.2	41.0	42.1	44.1
29. RTO NAVIGAT '67	37.83	2.36	6.24%	505	33.0	34.3	35.0	36.2	37.6	39.3	41.0	42.1	44.1
30. ARMY SOLDIERS '66	34.16	2.38	6.97%	6682	29.5	30.7	31.4	32.5	33.9	35.6	37.3	38.4	40.7
31. NAVY ENLISTED '66	33.85	2.36	6.97%	4095	29.4	30.5	31.1	32.2	33.6	35.3	37.1	38.2	40.3
33. MARINE ENLIST '66	34.16	2.02	5.91%	2008	30.0	31.1	31.8	32.8	34.0	35.4	36.8	37.7	39.7
34. ARMY AVIATORS '59	36.04	2.20	6.10%	500	32.5	33.5	34.2	35.2	36.0	37.5	39.1	39.8	44.5
36. ARMY AVIATORS '70	37.79	2.71	7.17%	1482	32.1	33.5	34.4	35.9	37.7	39.6	41.4	42.5	44.5
37. HEALTH EXAM/M '62	35.38	2.79	7.89%	3091	29.3	30.8	31.7	33.5	35.4	37.4	39.3	40.6	43.2
38. ---HLTH EXAM-25-50	35.55	2.80	7.88%	1012	29.4	31.0	31.9	33.6	35.6	37.6	39.5	40.8	43.4
48. NATO SURVEY-60/61	34.92	1.91	5.47%	3325	30.8	31.9	32.5	33.6	34.9	36.2	37.4	38.2	39.7
49. TURKISH MIL. '60	34.02	1.80	5.29%	912	30.2	31.2	31.7	32.8	34.0	35.2	36.3	37.1	38.5
50. GREEK MILIT '61	34.74	1.71	4.92%	1071	31.3	32.0	32.6	33.5	34.7	35.9	37.0	37.7	39.2
51. ITALIAN MIL. '61	35.66	1.83	5.13%	1342	31.7	32.7	33.3	34.4	35.6	36.9	38.0	38.7	40.2
53. FRENCH ARMY	34.77	1.98	5.69%	794	31.6	32.4	33.2	34.4	35.6	36.9	38.0	38.7	40.2
54. FRENCH PILOTS	36.78	1.88	5.11%	85	33.9	34.6	35.2	36.7	38.4	39.9	41.4	42.5	44.5
55. FRENCH STUD PILOT	34.86	1.79	5.13%	101	32.1	32.7	33.2	33.5	34.7	36.1	37.2	37.7	39.5
56. FRENCH NAVY -I	35.47	2.09	5.89%	212	32.4	33.0	33.6	34.1	35.2	36.6	38.5	39.6	41.6
57. FRENCH NAVY -II	35.49	1.89	5.33%	100	32.6	33.1	33.6	34.0	35.4	37.1	38.3	38.5	40.2
60. GERMAN 20 YR OLDS	34.50	2.20	6.38%	7144	31.2	31.8	32.3	33.0	34.1	35.9	37.6	38.7	40.2
61. GERMANS/25-40 YRS	35.10	2.10	5.98%	2643	32.6	33.3	34.1	35.0	36.4	38.3	39.1	40.1	41.6
63. CANADIAN STU PLT	35.58	1.95	5.48%	580	32.5	33.0	33.6	34.2	35.5	36.8	38.3	39.1	41.6
64. CANADIAN STU OBS	35.73	1.93	5.40%	998	32.5	33.2	33.8	34.2	35.8	37.0	38.3	39.1	41.6
66. ROYAL AIR FORCE	36.83	1.95	5.29%	2000	32.4	33.7	34.4	35.5	36.8	38.1	39.4	40.1	41.6
70. NEW ZEALAND AIRF.	36.47	1.91	5.24%	238	32.4	33.3	34.4	35.5	36.8	38.1	39.4	40.1	41.6
75. LATIN AMERICANS	33.40	2.00	5.99%	1985	30.0	30.6	31.7	32.8	33.9	35.0	36.1	36.8	38.5
80. JAPANESE AIRFORCE	33.98	1.66	4.89%	1176	31.4	31.9	32.8	33.9	35.0	36.1	36.8	37.1	38.5
81. JAPAN AF PILOTS	34.32	1.60	4.66%	210	32.1	32.5	33.2	33.9	35.0	36.1	36.8	37.1	38.5
82. JAPAN AF NAVIG	33.97	1.62	4.77%	538	31.5	32.0	32.9	33.9	35.0	36.1	36.8	37.1	38.5
84. THAI MILITARY	31.80	2.00	6.29%	2950	28.5	29.0	30.5	31.5	33.0	34.5	35.5	35.5	37.2
85. VIETNAM MILITARY	30.13	1.88	6.24%	2126	26.2	27.3	27.8	28.8	30.0	31.3	32.6	33.4	35.2
86. R.O.K.A.F. PILOTS	32.89	1.75	5.32%	254	29.9	30.6	31.6	32.9	34.0	35.3	36.1	36.1	37.2
90. IRANIAN MILITARY	33.11	1.84	5.56%	9414	30.3	30.9	31.9	33.0	34.2	35.5	36.1	36.1	37.2

ENGLISH VALUES	MEAN	STD DEV	COEF OF V	-N-	1ST	5TH	10TH	25TH	50TH	75TH	90TH	95TH	99TH
459. HIP BREADTH, SITTING-CONTINUED													
10. OFFICERS---1965	14.84	.87	5.86%	549	12.9	13.4	13.8	14.3	14.8	15.4	15.9	16.3	17.2
11. ENLISTED MEN*55	14.36	1.03	7.17%	792	12.3	12.8	13.1	13.7	14.3	15.0	15.7	16.2	17.3
13. BASIC TRAINEES	13.89	.99	7.13%	2527	12.0	12.5	12.8	13.2	13.7	14.5	15.2	15.8	16.9
14. NAVY FLYERS *64	14.49	.85	5.87%	1529	12.7	13.1	13.4	13.9	14.5	15.1	15.6	15.9	16.6
15. USAF FLY PRSNL*67	14.88	.91	6.12%	2420	12.9	13.5	13.8	14.3	14.8	15.5	16.1	16.4	17.2
16. STUDENT PLT *67	14.72	.88	5.98%	505	12.7	13.3	13.6	14.1	14.7	15.3	15.8	16.2	16.8
17. RATED PILOTS*67	14.97	.88	5.88%	1187	12.9	13.6	13.9	14.4	14.9	15.5	16.1	16.5	17.3
28. SOT NAVIGAT *67	14.78	1.01	6.83%	188	13.2	13.5	13.5	14.1	14.7	15.5	16.2	16.6	
29. RTO NAVIGAT *67	14.89	.93	6.25%	505	13.0	13.5	13.8	14.2	14.8	15.5	16.1	16.6	17.4
30. ARMY SOLDIERS *66	13.45	.94	6.99%	6682	11.6	12.1	12.3	12.8	13.4	14.0	14.7	15.1	16.0
31. NAVY ENLISTED *66	13.33	.93	6.98%	4035	11.6	12.0	12.2	12.7	13.2	13.9	14.6	15.0	15.9
33. MARINE ENLIST *66	13.45	.79	5.87%	2008	11.8	12.3	12.5	12.9	13.4	13.9	14.5	14.8	15.6
34. ARMY AVIATORS *59	14.19	.87	6.13%	500	12.8	13.1	13.5	14.1	14.8	15.4	16.3	16.7	
36. ARMY AVIATORS *70	14.88	1.07	7.19%	1482	13.2	13.5	13.5	14.1	14.8	15.6	16.3	16.7	
37. HEALTH EXAM/M *62	13.93	1.10	7.90%	3091	11.5	12.1	12.5	13.2	13.9	14.7	15.5	16.0	17.0
38. ---HLTH EXAM-25-40	14.00	1.10	7.86%	1012	11.6	12.2	12.6	13.3	14.0	14.8	15.6	16.1	17.1
48. NATO SURVEY-60/61	13.75	.75	5.45%	3325	12.1	12.6	12.8	13.2	13.7	14.2	14.7	15.0	15.6
49. TURKISH MIL.*60	13.39	.71	5.30%	912	11.9	12.3	12.5	12.9	13.4	13.9	14.3	14.6	15.2
50. GREEK MILIT *61	13.68	.67	4.90%	1071	12.3	12.6	12.8	13.2	13.7	14.1	14.6	14.8	15.4
51. ITALIAN MIL.*61	14.04	.72	5.13%	1342	12.5	12.9	13.1	13.6	14.0	14.5	15.0	15.3	15.8
53. FRENCH ARMY	13.69	.78	5.70%	794	12.4	12.8	13.4	13.9	14.4	15.1	15.3	15.6	
54. FRENCH PILOTS	14.48	.74	5.11%	65	13.3	13.3	13.4	13.9	14.4	15.1	15.3	15.6	
55. FRENCH STUD PILOT	13.72	.70	5.12%	101	12.6	12.6	12.9	13.2	13.7	14.2	14.6	14.8	
56. FRENCH NAVY -I	13.96	.82	5.87%	212	12.8	13.0	13.0	13.4	13.9	14.4	15.2	15.6	
57. FRENCH NAVY -II	13.97	.74	5.30%	100	12.8	13.0	13.0	13.4	13.9	14.6	15.1	15.2	
60. GERMAN 20 YR OLDS	13.58	.87	6.41%	7144	12.3	12.5	12.5	13.0	13.6	14.1	14.8	15.2	
61. GERMANS/25-40 YRS	13.82	1.22	8.83%	2643	12.8	13.1	13.4	13.9	14.3	14.7	15.1	15.4	
63. CANADIAN STU PLT	14.01	.77	5.50%	580	12.8	13.0	13.0	13.5	14.0	14.5	15.1	15.4	
64. CANADIAN STU OBS	14.67	.76	5.40%	998	12.8	13.1	13.5	14.1	14.6	15.1	15.4	15.8	
66. ROYAL AIR FORCE	14.50	.77	5.31%	2000	12.8	13.3	13.5	14.0	14.5	15.0	15.5	15.8	16.4
70. NEW ZEALAND AIRF.	14.36	.75	5.22%	238	(13.1)	(13.1)	(13.1)	(13.9)	(14.9)	(15.6)	(15.6)	(15.6)	
75. LATIN AMERICANS	13.10	.80	6.11%	1985	11.8	12.0	12.0	12.5	12.9	13.5	14.0	14.4	
80. JAPANESE AIRFORCE	13.38	.65	4.86%	1176	12.4	12.6	12.6	12.9	13.3	13.8	14.2	14.5	
81. JAPAN AF PILOTS	13.51	.63	4.66%	210	12.6	12.6	12.8	13.1	13.5	13.9	14.3	14.6	
82. JAPAN AF NAVIG	13.37	.64	4.79%	538	12.4	12.4	12.6	13.0	13.3	13.8	14.2	14.4	
84. THAI MILITARY	12.51	.78	6.24%	2950	11.2	11.4	12.0	12.4	13.0	13.6	14.0	14.0	
85. VIETNAM MILITARY	11.86	.74	6.24%	2126	10.3	10.7	11.0	11.4	11.8	12.3	12.8	13.2	13.9
86. R.O.K.A.F. PILOTS	12.95	.68	5.25%	264	11.8	12.1	12.5	12.9	13.4	13.9	14.2	14.2	
90. IRANIAN MILITARY	13.64	.72	5.52%	9414	12.0	12.0	12.2	12.5	13.0	13.5	14.0	14.3	

METRIC VALUES	MEAN	STD DEV	COEF OF V	-N-	1ST	5TH	10TH	25TH	50TH	75TH	90TH	95TH	99TH
-- -- -- -- -- PERCENTILES -- -- -- -- --													
461. HIP BREADTH, OVER FOUNDATION GARMENT.....													
7. AIR FORCE WMN '68	33.67	2.14	6.36%	1513	29.1	30.4	31.1	32.2	33.6	35.0	36.5	37.4	39.4
8. WAF-NURSE OFCRS	34.47	2.30	6.67%	390	29.7	30.9	31.6	32.9	34.4	35.8	37.4	38.4	41.2
9. ENLISTED WAFS/W	33.47	1.99	5.95%	1018	29.3	30.5	31.1	32.1	33.4	34.7	36.1	37.0	38.7
10. ENLISTED WAFS/B	32.72	2.11	6.45%	98	29.1	29.8	31.2	32.8	34.2	35.3	36.1	37.0	38.7
465. HIP CIRCUMFERENCE AT TROCHANTERION.....													
5. MAC SEPARATEE 1946	95.12	6.69	7.03%	7553	82.3	85.5	87.2	90.4	94.4	99.0	103.9	107.3	114.6
14. ARMY SEPARATEE '46	93.16	5.51	5.91%	***	(84.1)	(89.4)	(96.9)	(102.2)					
466. HIP CIRCUMFERENCE 7" BELOW WAIST LEVEL.....													
7. AIR FORCE WMN '68	93.64	5.59	5.97%	1905	82.0	85.1	86.9	89.9	93.2	96.8	100.6	103.3	109.9
8. WAF-NURSE OFCRS	95.09	6.22	6.54%	548	83.5	86.0	87.6	90.5	94.4	98.9	103.5	106.6	112.7
9. ENLISTED WAFS/W	93.18	5.18	5.56%	1216	81.6	85.0	86.8	89.7	92.9	96.3	99.6	101.8	106.7
10. ENLISTED WAFS/B	92.14	5.13	5.57%	131	83.6	85.5	88.8	92.2	95.2	98.2	100.4		
468. HIP CIRCUMFERENCE 9" BELOW WAIST LEVEL.....													
7. AIR FORCE WMN '68	95.27	6.02	6.32%	1905	82.0	85.8	87.9	91.3	95.0	98.9	102.8	105.6	112.1
8. WAF-NURSE OFCRS	96.85	6.33	6.54%	548	85.0	87.6	89.2	92.3	96.2	100.7	105.3	108.3	114.5
9. ENLISTED WAFS/W	94.84	5.66	5.97%	1216	81.9	85.7	87.7	91.1	94.7	98.3	101.9	104.2	109.5
10. ENLISTED WAFS/B	93.03	6.24	6.71%	131	82.7	84.9	88.9	93.1	96.9	100.4	103.0		
470. HIP CIRCUMFERENCE 7" BELOW WAIST LEVEL, OVER FOUNDATION GARMENT.....													
5. MAC SEPARATEE 1946	95.40	7.51	8.79%	8109	70.8	74.5	76.6	80.2	84.6	89.7	95.2	98.9	107.1
7. AIR FORCE WMN '68	93.71	5.65	6.03%	1513	82.5	85.3	87.0	90.0	93.3	96.8	100.7	103.6	111.1
8. WAF-NURSE OFCRS	95.79	6.49	6.78%	390	83.5	86.2	87.9	91.2	95.2	99.6	104.2	107.5	115.1
9. ENLISTED WAFS/W	93.11	5.12	5.50%	1018	82.5	85.2	86.9	89.8	92.9	96.1	99.3	101.6	107.4
10. ENLISTED WAFS/B	92.08	4.89	5.31%	98	84.1	85.8	88.9	92.0	94.7	97.7	100.4		
472. HIP CIRCUMFERENCE 9" BELOW WAIST LEVEL, OVER FOUNDATION GARMENT.....													
2. US WOMEN-O/A 1940	98.55	8.53	8.66%	***	(84.5)	(92.8)	(104.3)	(112.6)					
7. AIR FORCE WMN '68	95.30	5.83	6.12%	1513	82.6	86.2	88.2	91.5	95.1	98.7	102.5	105.2	111.6
8. WAF-NURSE OFCRS	97.25	6.42	6.60%	390	84.7	87.6	89.4	92.8	96.8	101.1	105.6	108.7	116.0
9. ENLISTED WAFS/W	94.75	5.39	5.69%	1018	82.7	86.2	88.1	91.2	94.6	98.1	101.4	103.6	108.7
10. ENLISTED WAFS/B	93.53	5.69	6.08%	98	83.8	85.8	89.6	93.6	97.1	100.4	103.0		
489. ILIOCRISTALE HEIGHT.....													
14. ARMY SEPARATEE '46	105.91	4.92	4.65%	***	(97.8)	(102.6)	(109.2)	(114.0)					
19. USAF SURVEY 1965	105.08	5.34	5.08%	3859	92.2	96.5	98.5	101.6	105.0	108.6	112.0	114.1	118.1
20. OFFICERS --- 1965	104.58	5.15	4.92%	549	93.6	96.1	97.8	101.0	104.6	108.1	111.1	113.1	117.4
21. ENLISTED MEN '65	103.61	5.33	5.14%	792	90.6	94.9	97.0	100.1	103.5	107.0	110.4	112.7	117.3
23. BASIC TRAINEE '65	105.65	5.28	5.00%	2527	92.8	97.2	99.2	102.2	105.5	109.1	112.5	114.6	118.5
25. USAF FLY PRSNL '57	109.15	4.80	4.40%	2420	97.9	101.3	103.1	105.9	109.1	112.3	115.3	117.2	120.7

ENGLISH VALUES	MEAN	STD DEV	COEF OF V	-N-	1ST	5TH	10TH	25TH	50TH	75TH	90TH	95TH	99TH
-- -- -- -- -- PERCENTILES -- -- -- -- --													
461. HIP BREADTH, OVER FOUNDATION GARMENT.....													
7. AIR FORCE WMN '68	13.26	.84	6.33%	1513	11.5	12.0	12.2	12.7	13.2	13.8	14.4	14.7	15.5
8. WAF-NURSE OFCRS	13.57	.91	6.71%	390	11.7	12.2	12.4	13.0	13.5	14.1	14.7	15.1	16.2
9. ENLISTED WAFS/W	13.18	.78	5.92%	1018	11.5	12.0	12.2	12.6	13.1	13.7	14.2	14.6	15.3
10. ENLISTED WAFS/B	12.68	.83	6.44%	98	11.5	11.7	12.3	12.9	13.5	13.9	14.2		
465. HIP CIRCUMFERENCE AT TROCHANTERION.....													
5. WAC-SEPARATEE 1946	37.45	2.63	7.02%	7553	32.4	33.6	34.3	35.6	37.2	39.0	40.9	42.2	45.1
14. ARMY SEPARATEE '46	36.67	2.17	5.92%	***	(33.1)	(33.1)	(35.2)	(38.1)	(40.2)				
466. HIP CIRCUMFERENCE 7" BELOW WAIST LEVEL.....													
7. AIR FORCE WMN '68	36.86	2.20	5.97%	1905	32.3	33.5	34.2	35.4	36.7	38.1	39.6	40.7	43.3
8. WAF-NURSE OFCRS	37.44	2.45	6.54%	548	32.9	33.9	34.5	35.6	37.2	38.9	40.8	42.0	44.4
9. ENLISTED WAFS/W	36.68	2.04	5.56%	1216	32.1	33.5	34.2	35.3	36.6	37.9	39.2	40.1	42.0
10. ENLISTED WAFS/B	36.28	2.02	5.57%	131	32.9	33.7	35.0	36.3	37.5	38.7	39.5		
468. HIP CIRCUMFERENCE 9" BELOW WAIST LEVEL.....													
7. AIR FORCE WMN '68	37.51	2.37	6.32%	1905	32.3	33.8	34.6	35.9	37.4	38.9	40.5	41.6	44.1
8. WAF-NURSE OFCRS	38.13	2.49	6.53%	548	33.5	34.5	35.1	36.3	37.9	39.6	41.5	42.6	45.1
9. ENLISTED WAFS/W	37.34	2.23	5.97%	1216	32.2	33.8	34.6	35.9	37.3	38.7	40.1	41.0	43.1
10. ENLISTED WAFS/B	36.63	2.46	6.72%	131	32.5	33.4	35.0	36.7	38.2	39.5	40.6		
470. HIP CIRCUMFERENCE 7" BELOW WAIST LEVEL, OVER FOUNDATION GARMENT.....													
5. WAC SEPARATEE 1946	33.62	2.96	8.80%	8109	27.9	29.3	30.1	31.6	33.3	35.3	37.5	39.0	42.2
7. AIR FORCE WMN '68	36.90	2.22	6.02%	1513	32.5	33.6	34.3	35.4	36.7	38.1	39.6	40.8	43.7
8. WAF-NURSE OFCRS	37.71	2.56	6.79%	390	32.9	33.9	34.6	35.9	37.5	39.2	41.0	42.3	45.3
9. ENLISTED WAFS/W	36.66	2.02	5.51%	1018	32.5	33.5	34.2	35.3	36.6	37.8	39.1	40.0	42.3
10. ENLISTED WAFS/B	36.25	1.92	5.30%	98	33.1	33.8	35.0	36.2	37.3	38.5	39.5		
472. HIP CIRCUMFERENCE 9" BELOW WAIST LEVEL, OVER FOUNDATION GARMENT.....													
2. US WOMEN-D/A 1940	38.80	3.36	8.66%	***	(33.3)	(33.3)	(36.5)	(41.1)	(44.3)				
7. AIR FORCE WMN '68	37.52	2.30	6.13%	1513	32.5	34.0	34.7	36.0	37.4	38.9	40.4	41.4	44.0
8. WAF-NURSE OFCRS	38.29	2.53	6.61%	390	33.4	34.5	35.2	36.5	38.1	39.8	41.6	42.8	45.7
9. ENLISTED WAFS/W	37.30	2.12	5.68%	1018	32.6	33.9	34.7	35.9	37.3	38.6	39.9	40.8	42.8
10. ENLISTED WAFS/B	36.82	2.24	6.08%	98	33.0	33.8	35.3	36.9	38.2	39.5	40.6		
489. ILIOCRISTALE HEIGHT.....													
14. ARMY SEPARATEE '46	41.70	1.94	4.65%	***	(38.5)	(38.5)	(40.4)	(43.0)	(44.9)				
19. USAF SURVEY 1965	41.37	2.10	5.08%	3859	36.3	38.0	38.8	40.0	41.3	42.7	44.1	44.9	46.5
20. OFFICERS---1965	41.17	2.03	4.93%	549	36.9	37.8	38.5	39.8	41.2	42.5	43.7	44.5	46.2
21. ENLISTED MEN '65	40.79	2.10	5.15%	792	35.7	37.4	38.2	39.4	40.7	42.1	43.5	44.4	46.2
23. BASIC TRAINEE '65	41.59	2.08	5.00%	2527	36.6	38.3	39.1	40.2	41.5	42.9	44.3	45.1	46.6
25. USAF FLY PRSNL '67	42.97	1.89	4.40%	2420	38.6	39.9	40.6	41.7	43.0	44.2	45.4	46.1	47.5

METRIC VALUES	STD DEV	COEF OF V	-V-	1ST	5TH	10TH	25TH	50TH	75TH	90TH	95TH	99TH	
489. ILIOCRISTALE HEIGHT-CONTINUED													
26. STUDENT PLY '67	109.06	4.50	4.13%	505	99.8	101.7	103.1	105.9	109.1	112.2	114.9	116.5	119.9
27. RATED PILOTS '67	109.33	4.80	4.39%	1187	97.5	101.4	103.3	106.2	109.3	112.5	115.5	117.3	120.7
28. SOT NAVIGAT '67	109.45	4.84	4.42%	188	101.8	103.4	106.0	109.2	112.8	116.0	117.8		
29. RTD NAVIGAT '67	108.86	5.02	4.61%	505	97.5	100.9	102.6	105.5	108.7	112.1	115.3	117.4	121.5
30. ARMY SOLDIERS '66	106.33	5.37	5.05%	6682	93.6	97.5	99.5	102.8	106.4	109.9	113.1	115.2	119.2
31. NAVY ENLISTED '66	106.13	5.64	5.31%	4035	93.0	97.0	99.0	102.3	106.0	109.9	113.5	115.7	119.7
33. MARINE ENLIST '66	106.03	5.14	4.85%	2008	93.9	97.8	99.6	102.5	105.9	109.4	112.8	114.9	118.4
34. ARMY AVIATORS '59	105.81	4.54	4.29%	500	98.5	100.3	102.6	105.9	108.7	111.7	113.7		
42. SWEDISH-IND-HEBE	100.00	5.20	5.20%	77	(91.4)		(96.5)		(103.5)		(108.6)		
52. BANTU MINERS	101.82	4.69	4.61%	485	94.6			101.5			110.0		
53. FRENCH ARMY	104.38	4.97	4.76%	733	96.7	98.4	100.9	104.3	107.6	110.7	112.8		
54. FRENCH PILOTS	104.96	4.09	3.90%	65	98.4	100.0	102.5	104.8	107.3	110.1	113.1		
55. FRENCH STUD PILOT	105.60	4.45	4.21%	101	97.7	100.0	102.8	104.8	109.1	111.5	112.8		
56. FRENCH NAVY -I	103.69	4.97	4.80%	212	95.5	97.6	100.2	103.5	107.3	110.5	111.9		
57. FRENCH NAVY -II	105.02	4.58	4.36%	100	97.3	98.9	101.5	105.2	108.7	111.3	113.0		
59. GERMAN AVIATORS	106.68	4.75	4.45%	1000	95.6	98.8	100.5	103.4	106.7	109.9	112.8	114.5	117.8
60. GERMAN 20 YR OLDS	106.80	5.00	4.68%	7144		98.8	100.5	103.5	106.8	110.2	113.6	115.5	
61. GERMAN 25-40 YRS	106.00	4.70	4.43%	2643		99.0	100.0	102.3	105.9	109.2	112.0	113.9	
68. RCAF PILOTS	102.66	4.77	4.65%	314	94.9	96.2	99.5	102.8	105.6	108.9	110.4		
69. RCAF NAVIGATORS	101.90	4.80	4.71%	230	94.2	95.5	98.2	102.1	105.1	108.4	109.9		
73. CZECH LUMBERMEN	101.40	4.80	4.73%	1110	(93.5)		(98.2)		(104.6)		(109.3)		
78. SOUTH AFRICANS	104.20	4.72	4.53%	1442	96.1			103.9			111.9		
88. SWEDISH IND WKR/M	106.20	5.00	4.71%	87	(98.0)		(102.8)		(109.6)		(114.4)		
91. AUSTRALIAN ARMY69	105.66	4.06	3.84%	3635	98.0	101.1	103.1	105.4	108.0	110.5	112.5		
490. ILIOSPINALE HEIGHT.....													
41. SIENABDESSES-1921	92.84	3.88	4.18%	422	86.7	87.9	90.2	92.8	95.4	97.8	99.4		
44. SWEDISH-CIV-WOMEN	92.84	4.38	4.72%	215	(85.6)		(89.9)		(95.8)		(100.0)		
53. FRENCH ARMY	97.83	4.73	4.83%	733	90.3	92.2	94.6	97.8	100.9	103.9	105.8		
54. FRENCH PILOTS	99.06	3.75	3.79%	55	93.2	94.4	96.9	98.6	101.1	103.3	106.3		
55. FRENCH STUD PILOT	98.67	3.98	4.03%	101	91.6	93.9	95.7	98.7	101.3	104.5	105.3		
56. FRENCH NAVY -I	96.89	4.72	4.87%	212	89.5	90.8	93.8	96.6	100.1	102.7	105.0		
57. FRENCH NAVY -II	98.61	4.16	4.22%	100	91.7	92.9	95.9	98.5	101.8	104.1	105.8		
493. INSTEP CIRCUMFERENCE.....													
19. USAF SURVEY 1965	27.20	1.37	5.04%	3409	24.2	25.0	25.5	26.3	27.2	28.1	29.0	29.5	30.7
20. OFFICERS---1965	26.90	1.27	4.72%	224	24.1	24.7	25.2	26.0	26.9	27.8	28.5	29.0	30.1
21. ENLISTED MEN '65	26.92	1.38	5.13%	657	24.0	24.8	25.2	26.0	26.8	27.8	28.7	29.3	30.8
23. BASIC TRAINEE65	27.31	1.37	5.02%	2527	24.3	25.1	25.6	26.4	27.3	28.2	29.1	29.6	30.7
25. USAF FLY PRSNL '67	25.69	1.21	4.71%	2420	23.1	23.8	24.2	24.9	25.6	26.5	27.3	27.8	28.8
26. STUDENT PLY '67	25.68	1.22	4.75%	505	23.1	23.8	24.2	24.9	25.6	26.4	27.2	27.8	29.0
27. RATED PILOTS '67	25.76	1.21	4.70%	1187	23.1	23.9	24.3	24.9	25.7	26.5	27.4	27.9	28.9

ENGLISH VALUES				PERCENTILES									
1ST	5TH	10TH	25TH	50TH	75TH	90TH	95TH	99TH					
				STD DEV	COEF OF V								
489. ILIOCRISTALE HEIGHT-CONTINUED													
26. STUDENT PLT '67	42.94	1.77	4.12%	505									
27. RATED PILOTS '67	43.04	1.89	4.39%	1187									
28. SOT NAVIGAT '67	43.09	1.90	4.41%	188									
29. RTD NAVIGAT '67	42.86	1.98	4.62%	505									
30. ARMY SOLDIERS '66	41.66	2.11	5.04%	6682									
31. NAVY ENLISTED '66	41.78	2.22	5.31%	4095									
33. MARINE ENLIST '66	41.74	2.02	4.84%	2008									
34. ARMY AVIATORS '59	41.66	1.79	4.30%	500									
42. SWEDISH IND WK87E	39.37	2.04	5.18%	77									
52. SANTU MINERS	40.09	1.85	4.61%	485									
53. FRENCH ARMY	41.09	1.96	4.77%	793									
54. FRENCH PILOTS	41.32	1.61	3.90%	65									
55. FRENCH STUD PILOT	41.57	1.75	4.21%	101									
56. FRENCH NAVY -I	40.79	1.96	4.81%	212									
57. FRENCH NAVY -II	41.35	1.80	4.35%	100									
59. GERMAN AVIATORS	42.00	1.87	4.45%	1006									
60. GERMAN 20 YR OLDS	42.05	1.97	4.68%	7144									
61. GERMAN 25-40 YRS	41.73	1.85	4.43%	2643									
68. ROCAF PILOTS	40.42	1.88	4.65%	314									
69. ROCAF NAVIGATORS	40.12	1.89	4.71%	290									
73. CZECH LUMBERMEN	39.92	1.89	4.73%	2400									
78. SOUTH AFRICANS	41.02	1.86	4.53%	1442									
88. SWEDISH IND WK8/M	41.81	1.96	4.69%	87									
91. AUSTRALIAN ARMY69	41.60	1.60	3.85%	3695									
490. ILIOSPINALE HEIGHT.....													
-1. STEWARDESSES-1921	36.55	1.53	4.19%	422									
44. SWEDISH CIV-WOMEN	36.55	1.72	4.71%	215									
53. FRENCH ARMY	38.52	1.86	4.83%	793									
54. FRENCH PILOTS	39.00	1.48	3.79%	55									
55. FRENCH STUD PILOT	38.85	1.57	4.04%	101									
56. FRENCH NAVY -I	38.15	1.86	4.88%	212									
57. FRENCH NAVY -II	38.82	1.64	4.22%	100									
493. INSTEP CIRCUMFERENCE.....													
19. USAF SURVEY 1965	10.71	.54	5.04%	3409									
20. OFFICERS---1965	10.59	.50	4.72%	224									
21. ENLISTED MEN '65	10.60	.54	5.09%	657									
23. BASIC TRAINEE65	10.75	.54	5.02%	2527									
25. USAF FLY PRSNL '67	10.12	.48	4.74%	2420									
26. STUDENT PLT '67	10.11	.48	4.75%	505									
27. RATED PILOTS '67	10.14	.48	4.73%	1187									

METRIC VALUES	MEAN	STD DEV	COEF OF V	-V-	1ST	5TH	10TH	25TH	50TH	75TH	90TH	95TH	99TH
493. INSTEP CIRCUMFERENCE-CONTINUED													
28. SOT NAVIGAT *67	25.69	1.26	4.90%	188	23.0	23.6	24.0	24.8	25.7	26.6	27.3	27.8	
29. RTD NAVIGAT *67	25.57	1.15	4.50%	505	22.8	23.8	24.2	24.8	25.5	26.3	27.1	27.6	28.4
30. ARMY SOLDIERS *66	26.56	1.65	6.21%	6682	22.4	24.0	24.5	25.4	26.5	27.6	28.7	29.4	30.6
31. NAVY ENLISTED *66	25.60	1.39	5.43%	4095	23.0	23.4	23.9	24.7	25.5	26.5	27.4	28.0	29.2
33. MARINE ENLIST *66	26.33	1.44	5.47%	2008	23.0	24.0	24.5	25.4	26.3	27.3	28.2	28.8	30.6
35. ARMY AVIATORS *70	27.08	1.32	4.87%	1482	24.2	25.0	25.4	26.2	27.0	28.0	28.8	29.4	30.5
59. GERMAN AVIATORS	26.09	1.38	5.29%	1006	23.3	24.0	24.4	25.1	26.0	27.0	28.0	28.5	29.4
62. CANADIAN MILIT *64	25.77	1.18	4.58%	565		23.8	24.4	25.0	25.7	26.5	27.4	27.6	
65. ROYAL ARMOR CORP	24.30	1.06	4.36%	500		22.6	22.9	23.5	24.3	25.0	25.6	25.9	
70. NEW ZEALAND AIRF.	25.22	1.09	4.32%	238		(23.4)		(24.5)	(26.0)		(27.0)		
75. LATIN AMERICANS	25.10	1.40	5.58%	1985	22.9	23.3	24.0	24.9	25.9	26.8	27.4	27.8	
90. IRANIAN MILITARY	26.95	1.56	5.79%	9414	24.6	25.0	25.9	26.9	28.0	29.1	29.8		
496. INSTEP LENGTH.....													
5. MAC SEPARATEE 1946	17.73	.90	5.08%	1883	15.5	16.1	16.5	17.1	17.8	18.4	19.0	19.4	20.3
5. MAE-BASIC-IR-1952	17.32	.82	4.73%	847		16.0	16.3	16.7	17.3	17.9	18.3	18.6	
17. USAF BASIC TR *52	17.67	1.02	5.77%	2766		16.1	16.4	17.0	17.6	18.3	19.0	19.3	
18. USAF FLY PRSNL *50	19.40	.86	4.43%	4000	17.5	18.0	18.3	18.8	19.4	20.0	20.5	20.8	21.5
19. USAF SURVEY 1965	19.45	.98	5.04%	3869	17.2	17.8	18.2	18.8	19.4	20.1	20.7	21.1	21.8
20. OFFICERS---1965	19.59	.93	4.75%	549	17.5	18.0	18.3	18.9	19.6	20.2	20.8	21.1	21.7
21. ENLISTED MEN *65	19.45	.96	4.95%	792	17.2	17.9	18.3	18.8	19.4	20.1	20.7	21.1	21.9
23. BASIC TRAINEE *65	19.41	1.00	5.15%	2527	17.1	17.8	18.1	18.7	19.4	20.1	20.7	21.1	21.8
25. USAF FLY PRSNL *67	19.79	.95	4.80%	2420	17.6	18.3	18.6	19.2	19.8	20.4	21.0	21.4	22.1
26. STUDENT PLT *67	19.69	.97	4.93%	505	17.4	18.1	18.5	19.0	19.7	20.3	20.9	21.3	22.0
27. RATED PILOTS *67	19.85	.93	4.69%	1187	17.7	18.3	18.7	19.2	19.8	20.5	21.0	21.4	22.1
28. SOT NAVIGAT *67	19.83	1.01	5.09%	188		18.2	18.6	19.2	19.8	20.5	21.1	21.5	
29. RTD NAVIGAT *67	19.79	.94	4.75%	505	17.6	18.3	18.6	19.2	19.8	20.4	21.0	21.4	22.2
30. ARMY SOLDIERS *66	19.64	1.05	5.35%	6682	17.2	17.9	18.3	18.9	19.6	20.3	21.0	21.4	22.3
31. NAVY ENLISTED *66	19.36	1.04	5.37%	4095	17.0	17.7	18.0	18.7	19.4	20.1	20.7	21.1	21.9
33. MARINE ENLIST *66	19.58	1.06	5.41%	2008	17.1	17.9	18.2	18.9	19.6	20.3	20.9	21.4	22.3
35. ARMY AVIATORS *70	19.15	1.03	5.38%	1482	16.8	17.5	17.8	18.4	19.1	19.9	20.5	20.9	21.6
48. NATO SURVEY-60/61	19.07	.84	4.40%	3325	17.1	17.7	18.0	18.5	19.1	19.7	20.2	20.5	21.1
49. TURKISH MIL. *60	19.03	.84	4.41%	912	17.2	17.7	17.9	18.4	19.0	19.6	20.1	20.4	21.1
50. GREEK MILIT *61	19.13	.86	4.50%	1071	17.1	17.8	18.1	18.6	19.1	19.6	20.1	20.6	21.5
51. ITALIAN MIL. *61	19.06	.83	4.35%	1342	17.1	17.7	18.0	18.5	19.0	19.6	20.1	20.5	21.1
53. FRENCH ARMY	19.10	.98	5.13%	791		17.5	17.8	18.5	19.2	19.8	20.3	20.5	
54. FRENCH PILOTS	19.24	.75	3.90%	55		18.2	18.3	18.8	19.2	19.7	20.3	20.6	
55. FRENCH STUD PILOT	18.88	.90	4.77%	101		17.5	18.4	18.8	19.2	19.6	20.0	20.4	
56. FRENCH NAVY -I	19.05	.92	4.83%	212		17.6	18.0	18.5	19.0	19.7	20.3	20.5	
57. FRENCH NAVY -II	19.16	.99	5.17%	100		17.6	18.1	18.5	19.2	19.7	20.4	20.8	
59. GERMAN AVIATORS	19.81	1.15	5.81%	1006	17.2	18.0	18.4	19.0	19.8	20.6	21.3	21.8	22.7
75. LATIN AMERICANS	18.80	1.10	5.85%	1985		17.3	17.8	18.3	19.0	19.6	20.2	20.5	

ENGLISH VALUES	MEAN	STD DEV	COEF OF V	-N-	1ST	5TH	10TH	25TH	50TH	75TH	90TH	95TH	99TH
493. INSTEP CIRCUMFERENCE--CONTINUED													
28. SOT NAVIGAT '67	10.11	.50	4.95%	188		9.3	9.5	9.8	10.1	10.5	10.8	11.0	
29. RTD NAVIGAT '67	10.07	.45	4.47%	505	9.1	9.4	9.5	9.8	10.0	10.4	10.7	10.9	11.2
30. ARMY SOLDIERS '66	10.45	.65	6.21%	6682	9.0	9.4	9.7	10.0	10.4	10.9	11.3	11.6	12.0
31. NAVY ENLISTED '66	10.08	.55	5.46%	4035	8.8	9.2	9.4	9.7	10.1	10.4	10.8	11.0	11.5
33. MARINE ENLIST '66	10.37	.57	5.50%	2008	9.0	9.5	9.7	10.0	10.4	10.8	11.1	11.3	11.7
36. ARMY AVIATORS '70	10.66	.52	4.88%	1482		9.8	10.0	10.3	10.7	11.0	11.4	11.6	
59. GERMAN AVIATORS	10.27	.54	5.26%	1036	9.2	9.4	9.6	9.9	10.2	10.6	11.0	11.2	11.6
62. CANADIAN MILIT '64	10.14	.46	4.54%	565		9.4	9.6	9.8	10.1	10.4	10.8	10.9	
65. ROYAL ARMOR CORP	9.57	.42	4.39%	500		8.9	9.0	9.3	9.6	9.8	10.1	10.2	
70. NEW ZEALAND AIRF.	9.93	.43	4.33%	238	(9.2)	(9.6)	(10.2)	(10.6)	
75. LATIN AMERICANS	9.90	.60	6.06%	1985		9.0	9.2	9.4	9.8	10.2	10.6	10.8	
90. IRANIAN MILITARY	10.61	.62	5.84%	9414		9.7	9.9	10.2	10.6	11.0	11.4	11.7	
496. INSTEP LENGTH.....													
5. MAC SEPARATEE 1946	6.98	.35	5.01%	1883	6.1	6.4	6.5	6.7	7.0	7.3	7.5	7.6	8.0
6. MAE BASIC-IR-1952	6.82	.32	4.69%	847	6.1	6.3	6.4	6.6	6.8	7.0	7.2	7.3	7.5
17. USAF BASIC TR '52	6.96	.40	5.75%	2766	6.1	6.3	6.5	6.7	6.9	7.2	7.5	7.6	8.0
18. USAF FLY PRSNL '50	7.64	.34	4.45%	4000	6.9	7.1	7.2	7.4	7.6	7.9	8.1	8.2	8.5
19. USAF SURVEY 1965	7.66	.39	5.09%	3859	6.8	7.0	7.2	7.5	7.7	8.0	8.2	8.3	8.6
20. OFFICERS----1965	7.71	.37	4.80%	549	6.9	7.1	7.2	7.4	7.7	7.9	8.1	8.3	8.6
21. ENLISTED MEN '65	7.66	.38	4.96%	792	6.8	7.1	7.2	7.4	7.7	7.9	8.1	8.3	8.6
23. BASIC TRAINEE '65	7.64	.39	5.10%	2527	6.7	7.0	7.1	7.4	7.6	7.9	8.1	8.3	8.6
25. USAF FLY PRSNL '67	7.79	.37	4.75%	2420	6.9	7.2	7.3	7.5	7.8	8.0	8.3	8.4	8.7
26. STUDENT PLT '67	7.75	.38	4.90%	505	6.9	7.1	7.3	7.5	7.7	8.0	8.2	8.4	8.6
27. RATED PILOTS '67	7.81	.37	4.74%	1187	7.0	7.2	7.4	7.6	7.8	8.1	8.3	8.4	8.7
28. SOT NAVIGAT '67	7.81	.40	5.12%	188		7.2	7.3	7.6	7.8	8.1	8.3	8.5	
29. RTD NAVIGAT '67	7.79	.37	4.75%	505	6.9	7.2	7.3	7.5	7.8	8.0	8.3	8.4	8.7
30. ARMY SOLDIERS '66	7.73	.41	5.30%	6682	6.8	7.1	7.2	7.5	7.7	8.0	8.3	8.4	8.8
31. NAVY ENLISTED '66	7.62	.41	5.38%	4095	6.7	7.0	7.1	7.3	7.6	7.9	8.2	8.3	8.6
33. MARINE ENLIST '66	7.71	.42	5.45%	2008	6.7	7.0	7.2	7.4	7.7	8.0	8.2	8.4	8.8
36. ARMY AVIATORS '70	7.54	.41	5.44%	1482		6.9	7.0	7.3	7.5	7.8	8.1	8.2	
48. NATO SURVEY-60/61	7.51	.33	4.39%	3325	6.7	7.0	7.1	7.3	7.5	7.7	7.9	8.1	8.3
49. TURKISH MIL. '60	7.49	.33	4.41%	912	6.8	7.0	7.1	7.3	7.5	7.7	7.9	8.0	8.3
50. GREEK MILIT '61	7.53	.34	4.52%	1071	6.7	7.0	7.1	7.3	7.5	7.7	8.0	8.1	8.5
51. ITALIAN MIL. '61	7.50	.33	4.40%	1342	6.7	7.0	7.1	7.3	7.5	7.7	7.9	8.1	8.3
53. FRENCH ARMY	7.52	.39	5.19%	791		6.9	7.0	7.3	7.6	7.8	8.0	8.1	
54. FRENCH PILOTS	7.57	.30	3.96%	55		7.2	7.2	7.4	7.6	7.8	8.0	8.1	
55. FRENCH STUD PILOT	7.43	.35	4.71%	101		6.9	7.4	7.2	7.4	7.7	7.9	8.0	
56. FRENCH NAVY -I	7.50	.36	4.80%	212		6.9	7.1	7.3	7.5	7.8	8.0	8.1	
57. FRENCH NAVY -II	7.54	.39	5.17%	100		6.9	7.1	7.3	7.6	7.8	8.0	8.2	
59. GERMAN AVIATORS	7.60	.45	5.77%	1006		7.1	7.2	7.5	7.8	8.1	8.4	8.6	
75. LATIN AMERICANS	7.40	.50	6.76%	1985	6.8	7.0	7.2	7.5	7.8	8.1	8.4	8.6	

METRIC VALUES	MEAN	STD DEV	COEF OF V	-V-	1ST	5TH	10TH	25TH	50TH	75TH	90TH	95TH	99TH
496. INSTEP LENGTH-CONTINUED													
80. JAPANESE AIRFORCE	18.28	.79	4.32%	1176		17.0	17.3	17.8	18.3	18.8	19.3	19.5	
81. JAPAN AF PILOTS	18.28	.73	3.99%	210		17.1	17.4	17.8	18.3	18.8	19.2	19.5	
82. JAPAN AF NAVIG	18.27	.76	4.16%	538		17.1	17.3	17.8	18.3	18.8	19.3	19.6	
84. THAI MILITARY	17.90	1.00	5.59%	2950		16.3	16.6	17.2	17.8	18.5	19.1	19.4	
85. VIETNAM MILITARY	17.67	.88	5.16%	2128	15.0	15.7	16.0	16.5	17.0	17.7	18.2	18.6	19.1
86. R.O.K.A.F. PILOTS	18.29	.87	4.76%	254		17.0	17.2	17.6	18.2	18.8	19.3	19.4	
87. KOREAN FORCES '65	17.90	2.00	11.17%	3747		15.9	16.0	17.7	18.4	18.9	19.5	19.8	
90. IRANIAN MILITARY	17.46	1.14	6.53%	9414		15.6	16.0	16.7	17.4	18.2	18.9	19.4	
500. INTEROCULAR BREADTH.....													
-5. MAC-SEPARATEE 1956	3.17	.30	9.46%	7553	2.5	2.7	2.8	3.0	3.2	3.4	3.6	3.7	3.9
18. USAF FLY PRSNL '50	3.17	.25	7.89%	4000	2.6	2.8	2.9	3.0	3.2	3.3	3.5	3.6	3.8
19. USAF SURVEY 1965	3.15	.28	8.89%	3869	2.6	2.7	2.8	3.0	3.1	3.3	3.5	3.6	3.9
20. OFFICERS---1965	3.16	.27	8.54%	549	2.5	2.7	2.8	3.0	3.2	3.3	3.5	3.6	3.9
21. ENLISTED MEN '65	3.15	.29	9.21%	792	2.5	2.7	2.8	3.0	3.1	3.3	3.5	3.7	3.9
23. BASIC TRAINEE '65	3.15	.28	8.89%	2527	2.6	2.7	2.8	3.0	3.1	3.3	3.5	3.6	3.9
24. NAVY FLYERS '64	3.21	.29	9.03%	1529	2.5	2.7	2.8	3.0	3.2	3.4	3.6	3.7	3.9
25. USAF FLY PRSNL '67	3.33	.28	8.41%	2420	2.7	2.9	3.0	3.1	3.3	3.5	3.7	3.8	4.0
26. STUDENT PLT '67	3.31	.28	8.46%	505	2.8	2.9	3.0	3.1	3.3	3.5	3.7	3.8	4.1
27. RATED PILOTS '67	3.35	.28	8.36%	1187	2.7	2.9	3.0	3.2	3.3	3.5	3.7	3.8	4.0
28. SOT NAVIGAT '67	3.30	.25	7.58%	188	2.7	2.9	3.0	3.1	3.3	3.5	3.6	3.7	3.9
29. --BIQ-NAVIGAT '62	3.32	.28	8.43%	505	2.7	2.9	3.0	3.1	3.3	3.5	3.7	3.8	3.9
40. SLOVAK CIVIL--HOMEN	3.16	.32	10.13%	359	(2.6)	(2.9)	(3.4)	(3.7)	(
48. NATO SURVEY-60/61	3.29	.26	7.90%	3325	2.7	2.9	3.0	3.1	3.3	3.5	3.6	3.8	4.0
49. TURKISH MIL. '60	3.32	.27	8.13%	912	2.7	2.9	3.0	3.1	3.3	3.5	3.7	3.8	4.0
50. GREEK MILIT '61	3.24	.26	8.02%	1071	2.7	2.8	2.9	3.1	3.2	3.4	3.6	3.7	3.9
51. ITALIAN MIL. '61	3.31	.26	7.85%	1342	2.7	2.9	3.0	3.1	3.3	3.5	3.7	3.8	4.0
52. BANTU MINERS	3.60	.32	8.89%	485		3.1			3.6		4.1		
59. GERMAN AVIATORS	3.24	.31	9.57%	1006	2.5	2.7	2.9	3.0	3.2	3.4	3.6	3.8	4.0
74. SLOVAK CIVILIANS	3.32	.32	9.64%	91	(2.8)	(3.1)	(3.5)	(3.8)	
77. FRENCH YOUNG MEN	3.22	.27	8.39%	2003	(2.8)	(3.0)	(3.4)	(3.7)	
86. R.O.K.A.F. PILOTS	3.54	.25	7.06%	264		3.1	3.2	3.4	3.5	3.7	3.9	3.9	
503. INTERPUPILLARY BREADTH.....													
18. USAF FLY PRSNL '50	6.33	.36	5.69%	4000	5.6	5.8	5.9	6.1	6.3	6.6	6.8	6.9	7.2
19. USAF SURVEY 1965	6.23	.39	6.26%	3859	5.4	5.6	5.7	6.0	6.2	6.5	6.7	6.9	7.2
20. OFFICERS---1965	6.43	.37	5.75%	549	5.5	5.8	5.9	6.2	6.4	6.7	6.9	7.0	7.3
21. ENLISTED MEN '65	6.36	.37	5.82%	732	5.5	5.8	5.9	6.1	6.4	6.6	6.8	7.0	7.3
23. BASIC TRAINEE '65	6.15	.38	6.18%	2527	5.4	5.5	5.7	5.9	6.1	6.4	6.7	6.8	7.1
24. NAVY FLYERS '64	6.51	.28	4.30%	1529	5.9	6.1	6.2	6.3	6.5	6.7	6.9	7.0	7.3
25. USAF FLY PRSNL '67	6.27	.36	5.74%	2420	5.5	5.7	5.8	6.0	6.3	6.5	6.7	5.9	7.2
26. STUDENT PLT '67	6.25	.37	5.92%	505	5.5	5.7	5.8	6.0	6.2	6.5	6.7	5.9	7.2

ENGLISH VALUES		STD DEV	COEF OF V	-N-	1ST	5TH	10TH	25TH	50TH	75TH	90TH	95TH	99TH
PERCENTILES													
496. INSTEP LENGTH-CONTINUED													
80. JAPANESE AIRFORCE	7.20	.31	4.31%	1176		6.7	6.8	7.0	7.2	7.4	7.6	7.7	
81. JAPAN AF PILOTS	7.20	.29	4.33%	210		6.7	6.9	7.0	7.2	7.4	7.6	7.7	
82. JAPAN AF NAVIG	7.19	.30	4.17%	538		6.7	6.8	7.0	7.2	7.4	7.6	7.7	
84. THAI MILITARY	7.04	.39	5.54%	2950		6.4	6.5	6.8	7.0	7.3	7.5	7.6	
85. VIETNAM MILITARY	6.72	.35	5.21%	2128	5.9	6.2	6.3	6.5	6.7	7.0	7.2	7.3	7.5
86. R.O.K.A.F. PILOTS	7.20	.34	4.72%	264		6.7	6.8	6.9	7.2	7.4	7.6	7.6	
87. KOREAN FORCES -65	7.05	.79	11.21%	3747		6.3	6.3	7.0	7.2	7.4	7.7	7.8	
90. KOREAN MILITARY	6.87	.45	6.55%	9414		6.2	6.3	6.6	6.9	7.2	7.5	7.6	
500. INTEROCULAR BREADTH.....													
5. WAC-SEBRATTLE 1946	1.25	.12	9.60%	7553	1.0	1.1	1.1	1.2	1.2	1.3	1.4	1.5	1.6
18. USAF FLY PRSNL '50	1.25	.10	8.00%	4000	1.0	1.1	1.1	1.2	1.2	1.3	1.4	1.4	1.5
19. USAF SURVEY 1965	1.24	.11	8.87%	3859	1.0	1.1	1.1	1.2	1.2	1.3	1.4	1.4	1.5
20. OFFICERS---1965	1.25	.11	8.80%	549	1.0	1.1	1.1	1.2	1.2	1.3	1.4	1.4	1.5
21. ENLISTED MEN '65	1.24	.11	8.87%	792	1.0	1.1	1.1	1.2	1.2	1.3	1.4	1.4	1.5
23. BASIC TRAINEE '65	1.24	.11	8.87%	2527	1.0	1.1	1.1	1.2	1.2	1.3	1.4	1.4	1.5
24. NAVY FLYERS '64	1.25	.11	8.73%	1529	1.0	1.1	1.1	1.2	1.3	1.3	1.4	1.5	1.5
25. USAF FLY PRSNL '67	1.31	.11	8.40%	2420	1.1	1.1	1.2	1.2	1.3	1.4	1.5	1.5	1.6
26. STUDENT PLT '67	1.30	.11	8.46%	505	1.1	1.1	1.2	1.2	1.3	1.4	1.5	1.5	1.6
27. RATED PILOTS '67	1.32	.11	8.33%	1187	1.1	1.1	1.2	1.2	1.3	1.4	1.5	1.5	1.6
28. SDI NAVIGAT '67	1.30	.10	7.69%	188	1.1	1.2	1.2	1.2	1.3	1.4	1.5	1.5	1.6
29. BIQ-NAVIGAT '67	1.31	.11	8.40%	505	1.1	1.1	1.2	1.2	1.3	1.4	1.5	1.5	1.6
40. SLOVAK CIVIL WOMEN	1.24	.13	10.48%	359	(1.0	(1.2)	(1.3)	(1.5)	(
48. NATO SURVEY-60/61	1.30	.10	7.69%	3325	1.1	1.1	1.2	1.2	1.3	1.4	1.4	1.5	1.6
49. TURKISH MIL '60	1.31	.11	8.40%	912	1.1	1.1	1.2	1.2	1.3	1.4	1.5	1.5	1.6
50. GREEK MILIT '61	1.28	.10	7.81%	1071	1.1	1.1	1.2	1.2	1.3	1.4	1.4	1.5	1.6
51. ITALIAN MIL '61	1.30	.10	7.69%	1342	1.1	1.1	1.2	1.2	1.3	1.4	1.4	1.5	1.6
52. SANTU MINERS	1.42	.13	9.15%	485	1.2	1.2	1.1	1.2	1.4	1.4	1.6	1.6	
59. GERMAN AVIATORS	1.28	.12	9.38%	1006	1.0	1.1	1.1	1.2	1.3	1.4	1.5	1.5	1.6
74. SLOVAK CIVILIANS	1.31	.13	9.92%	91	(1.1)	(1.2)	(1.4)	(1.5)	(
77. FRENCH YOUNG MEN	1.27	.11	8.66%	2000	(1.1)	(1.2)	(1.3)	(1.5)	(
86. R.O.K.A.F. PILOTS	1.39	.09	6.47%	264	1.1	1.2	1.3	1.3	1.4	1.5	1.5	1.6	
503. INTERPUPILLARY BREADTH.....													
18. USAF FLY PRSNL '50	2.49	.14	5.62%	4000	2.2	2.3	2.3	2.4	2.5	2.6	2.7	2.7	2.8
19. USAF SURVEY 1965	2.45	.16	6.53%	3869	2.1	2.2	2.3	2.3	2.5	2.6	2.7	2.7	2.8
20. OFFICERS---1965	2.53	.15	5.93%	549	2.2	2.3	2.3	2.4	2.5	2.6	2.7	2.8	2.9
21. ENLISTED MEN '65	2.50	.15	6.00%	792	2.2	2.3	2.3	2.3	2.5	2.6	2.7	2.8	2.9
23. BASIC TRAINEE '65	2.42	.15	6.20%	2527	2.1	2.2	2.2	2.3	2.4	2.5	2.6	2.7	2.8
24. NAVY FLYERS '64	2.56	.11	4.30%	1529	2.3	2.4	2.4	2.5	2.6	2.6	2.7	2.8	2.9
25. USAF FLY PRSNL '67	2.47	.14	5.67%	2420	2.2	2.2	2.3	2.4	2.5	2.6	2.7	2.7	2.8
26. STUDENT PLT '67	2.45	.15	6.10%	505	2.2	2.2	2.3	2.4	2.5	2.6	2.7	2.7	2.8

METRIC VALUES	MEAN	STD DEV	COEF OF V	-N-	1ST	5TH	10TH	25TH	50TH	75TH	90TH	95TH	99TH
503. INTERPUPILLARY BREATH-CONTINUED													
27. RATED PILOTS '67	6.29	.36	5.72%	1187	5.5	5.7	5.8	6.0	6.3	6.5	6.7	6.9	7.2
28. SOT NAVIGAT '67	6.26	.35	5.59%	188		5.7	5.8	6.0	6.3	6.5	6.7	6.8	
29. RTO NAVIGAT '67	6.25	.37	5.92%	505	5.4	5.7	5.8	6.0	6.3	6.5	6.7	6.9	7.3
30. ARMY SOLDIERS '66	6.13	.40	6.53%	6682	5.2	5.5	5.6	5.9	6.1	6.4	6.5	5.8	7.1
31. NAVY ENLISTED '66	6.11	.33	5.40%	4095	5.4	5.6	5.7	5.9	6.1	6.3	6.5	6.7	6.9
33. MARINE ENLIST '66	6.08	.39	6.41%	2008	5.2	5.4	5.6	5.8	6.1	6.4	6.6	6.7	7.0
36. ARMY AVIATORS '74	5.90	.35	5.93%	1482	5.1	5.3	5.5	5.7	5.9	6.1	6.4	6.5	6.9
40. SLOVAK CIVIL WOMEN	6.17	.35	5.67%	353	(5.6)	(5.9)	(6.4)	(5.7)	
48. NATO SURVEY-60/61	6.34	.30	4.73%	3607	5.6	5.9	6.0	6.1	6.3	6.5	6.7	6.9	7.1
49. TURKISH MIL '60	6.32	.29	4.59%	594	5.6	5.9	6.0	6.1	6.3	6.5	6.7	6.8	7.0
50. GREEK MILIT '61	6.27	.29	4.63%	1071	5.6	5.8	5.9	6.1	6.3	6.5	6.7	6.8	7.0
51. ITALIAN MIL '61	6.40	.30	4.69%	1342	5.7	5.9	6.0	6.2	6.4	6.6	6.8	6.9	7.1
52. BANTU MINERS	6.62	.34	5.14%	485		6.0			6.6			7.2	
53. FRENCH ARMY	5.93	.33	5.56%	734		5.4	5.5	5.7	5.9	6.2	6.4	6.5	
54. FRENCH PILOTS	6.00	.33	5.50%	65		5.5	5.6	5.8	6.0	6.2	6.4	6.5	
55. FRENCH STUD PILOT	5.68	.31	5.27%	101		5.5	5.5	5.6	5.9	6.1	6.3	6.4	
56. FRENCH NAVY -I	5.91	.32	5.41%	212		5.4	5.5	5.7	5.9	6.1	6.3	6.4	
57. FRENCH NAVY -II	5.99	.27	4.51%	100		5.6	5.7	5.8	6.0	6.2	6.4	6.5	
59. GERMAN AVIATORS	6.25	.34	5.44%	1006	5.4	5.7	5.8	6.0	6.2	6.5	6.7	6.8	7.1
60. GERMAN 20 YR OLDS	6.30	.30	4.76%	7144		5.8	5.9	6.0	6.3	6.5	6.7	6.8	
61. GERMAN/25-40 YRS	6.40	.30	4.69%	2643		5.9	6.0		6.4	6.5	6.7	6.8	
74. SLOVAK CIVILIANS	6.50	.38	5.85%	34	(5.9)	(6.2)	(6.8)	(7.1)	
75. LATIN AMERICANS	6.10	.30	4.92%	1985		5.5	5.6	5.8	6.1	6.3	6.5	6.6	
77. FRENCH YOUNG MEN	6.05	.31	5.12%	2000	(5.5)	(5.8)	(6.3)	(6.6)	
80. JAPANESE AIRFORCE	6.32	.36	5.70%	1176		5.7	5.9	6.1	6.3	6.6	6.8	6.9	
81. JAPAN AF PILOTS	6.36	.37	5.82%	210		5.7	5.9	6.1	6.4	6.6	6.8	6.9	
82. JAPAN AF NAVIG	6.32	.37	5.85%	538		5.7	5.8	6.1	6.3	6.6	6.8	6.9	
84. THAI MILITARY	6.40	.40	6.25%	2950		5.7	5.9	6.1	6.4	6.7	7.0	7.1	
85. VIETNAM MILITARY	6.21	.30	4.83%	2126		5.7	5.8	6.0	6.2	6.4	6.6	5.7	7.0
86. R.O.K.A.F. PILOTS	5.92	.32	5.41%	264		5.4	5.6	5.7	5.9	6.1	6.3	6.5	
87. KOREAN FORCES -65	6.10	.30	4.92%	3747		5.5	5.6	5.8	6.1	6.3	6.5	6.7	
90. IRANIAN MILITARY	6.09	.32	5.25%	9414		5.6	5.7	5.9	6.1	6.3	6.5	6.6	
506. INTERSCYE.....													
2. US WOMEN-D/A 1940	34.61	3.10	9.11%	***	(28.9)	(31.9)	(36.1)	(39.1)	
5. WAC SEPARATEE 1946	34.45	2.73	7.92%	7563	28.5	30.1	31.0	32.6	34.4	36.2	38.0	39.1	41.3
7. AIR FORCE WMN '68	35.06	2.44	6.96%	1905	29.7	31.2	32.0	33.4	35.0	36.6	38.2	39.2	41.0
8. WAF-NURSE OFCRS	35.62	2.57	7.22%	548	30.4	31.4	32.2	33.8	35.6	37.3	38.9	39.9	41.8
9. ENLISTED WAFS/W	34.88	2.37	6.79%	1216	29.5	31.0	31.8	33.3	34.8	36.4	37.9	38.8	40.8
10. ---ENLISTED-WAESZB	34.42	2.08	6.04%	131		31.3	31.9	33.0	34.3	35.8	37.2	38.1	
14. ARMY SEPARATEE '46	37.56	2.97	7.91%	***	(32.7)	(35.6)	(39.6)	(42.4)	
19. USAF SURVEY 1965	37.62	2.96	7.87%	3659	31.2	32.9	33.9	35.6	37.5	39.5	41.5	42.7	45.1

ENGLISH VALUES	MEAN	STD DEV	COEF OF V	1ST	5TH	10TH	25TH	50TH	75TH	90TH	95TH	99TH
BREADTH-CONTINUED												
503. INTERPUPILLARY												
27. RATED PILOTS '67	2.47	.14	5.67% 1187	2.2	2.3	2.3	2.4	2.5	2.6	2.7	2.7	2.8
28. SOT NAVIGAT '67	2.47	.14	5.67% 188	2.1	2.2	2.3	2.4	2.5	2.6	2.6	2.7	2.9
29. RTO NAVIGAT '67	2.46	.15	6.10% 505	2.1	2.2	2.3	2.4	2.5	2.6	2.6	2.7	2.8
30. ARMY SOLDIERS '66	2.41	.16	6.64% 6682	2.1	2.2	2.2	2.3	2.4	2.5	2.6	2.6	2.7
31. NAVY ENLISTED '66	2.41	.13	5.39% 4095	2.1	2.2	2.3	2.3	2.4	2.5	2.6	2.6	2.8
33. MARINE ENLIST '66	2.39	.15	6.26% 2008	2.1	2.1	2.2	2.2	2.3	2.4	2.5	2.6	2.7
36. ARMY AVIATORS '70	2.32	.14	6.03% 1482	2.1	2.1	2.2	2.2	2.3	2.4	2.5	2.6	2.8
40. SLOVAK CIVIL WOMEN	2.43	.14	5.76% 353	(((((((((
48. NATO SURVEY-60/61	2.49	.12	4.82% 3007	2.2	2.3	2.4	2.4	2.5	2.6	2.7	2.7	2.8
49. TURKISH MIL '60	2.49	.11	4.42% 594	2.2	2.3	2.4	2.4	2.5	2.6	2.6	2.7	2.7
50. GREEK MILIT '61	2.47	.11	4.45% 1071	2.2	2.3	2.3	2.4	2.5	2.5	2.6	2.7	2.7
51. ITALIAN MIL '61	2.52	.12	4.76% 1342	2.3	2.3	2.4	2.4	2.5	2.6	2.7	2.7	2.8
52. BANTU MINERS	2.61	.13	4.98% 485	2.4	2.4	2.4	2.4	2.6	2.6	2.7	2.8	
53. FRENCH ARMY	2.33	.13	5.58% 794	2.1	2.1	2.2	2.2	2.3	2.4	2.5	2.6	
54. FRENCH PILOTS	2.36	.13	5.51% 65	2.2	2.2	2.2	2.3	2.4	2.4	2.5	2.6	
55. FRENCH STUD PILOT	2.31	.12	5.19% 101	2.2	2.2	2.2	2.2	2.3	2.4	2.5	2.5	
56. FRENCH NAVY -I	2.33	.13	5.56% 212	2.2	2.2	2.2	2.2	2.3	2.4	2.5	2.5	
57. FRENCH NAVY -II	2.36	.11	4.66% 100	2.2	2.2	2.2	2.3	2.4	2.5	2.6	2.6	
59. GERMAN AVIATORS	2.45	.13	5.28% 1006	2.1	2.2	2.3	2.4	2.5	2.6	2.6	2.7	2.8
60. GERMAN 20 YR OLDS	2.48	.12	4.84% 7144	2.3	2.3	2.3	2.4	2.5	2.6	2.6	2.7	
61. GERMANS/25-40 YRS	2.52	.12	4.76% 2643	(((((((((
74. SLOVAK CIVILIANS	2.56	.15	5.86% 94	2.3	2.3	2.4	2.5	2.6	2.6	2.6	2.7	
75. LATIN AMERICANS	2.40	.10	4.17% 1985	2.2	2.2	2.2	2.3	2.4	2.5	2.6	2.6	
77. FRENCH YOUNG MEN	2.38	.12	5.04% 2000	(((((((((
80. JAPANESE AIRFORCE	2.49	.14	5.62% 1176	2.2	2.2	2.3	2.4	2.5	2.6	2.7	2.7	
81. JAPAN AF PILOTS	2.50	.15	6.06% 210	2.2	2.3	2.3	2.4	2.5	2.6	2.7	2.7	
82. JAPAN AF NAVIG	2.49	.15	6.02% 538	2.2	2.2	2.3	2.4	2.5	2.6	2.7	2.7	
84. THAI MILITARY	2.51	.15	5.96% 2950	2.2	2.3	2.3	2.4	2.5	2.6	2.8	2.8	
85. VIETNAM MILITARY	2.45	.12	4.90% 2126	2.2	2.3	2.3	2.4	2.5	2.6	2.6	2.7	
86. R.O.K.A.F. PILOTS	2.33	.11	4.72% 264	2.1	2.1	2.2	2.3	2.4	2.5	2.5	2.6	
87. KOREAN FORCES -65	2.40	.12	5.06% 3747	2.2	2.2	2.2	2.3	2.4	2.5	2.6	2.6	
90. IRANIAN MILITARY	2.40	.13	5.42% 9414	2.2	2.2	2.2	2.3	2.4	2.5	2.6	2.6	
506. INTERSCYE.....												
2. US WOMEN-D/A 1940	13.39	1.22	9.11% ****	(((((((((
5. MAC SEPARATEE 1946	13.56	1.08	7.96% 7563	11.2	11.9	12.2	12.8	13.5	14.3	15.0	15.4	16.3
7. AIR FORCE WMN '68	13.80	.96	6.96% 1905	11.7	12.3	12.6	13.1	13.8	14.4	15.1	15.4	16.2
8. WAF-NURSE OFCRS	14.02	1.01	7.20% 548	12.0	12.4	12.7	13.3	14.0	14.7	15.3	15.7	16.5
9. ENLISTED WAFS/W	13.73	.93	6.77% 1216	11.6	12.2	12.5	13.1	13.7	14.3	14.9	15.3	16.1
10. ENLISTED MAESZB	13.55	.82	6.05% 131	12.3	12.3	12.5	13.0	13.5	14.1	14.7	15.0	
14. ARMY SEPARATEE '46	14.79	1.17	7.91% ****	(((((((((
19. USAF SURVEY 1965	14.81	1.17	7.90% 3869	12.3	13.0	13.3	14.0	14.8	15.6	16.3	15.8	17.8

METRIC VALUES	MEAN	STD DEV	COEF OF V	-N-	1ST	5TH	10TH	25TH	50TH	75TH	90TH	95TH	99TH
506. INTERSCYE-CONTINUED													
20. OFFICERS---1965	38.55	2.84	7.37%	549	32.3	33.9	34.9	36.6	38.5	40.5	42.3	43.4	45.8
21. ENLISTED MEN '65	37.99	3.03	7.98%	792	31.2	33.1	34.2	35.9	37.9	40.0	41.9	43.1	45.1
23. BASIC TRAINEE '65	37.30	2.91	7.80%	2527	31.1	32.8	33.7	35.3	37.2	39.2	41.1	42.3	44.7
24. NAVY FLYERS '64	41.11	3.03	7.37%	1529	34.5	36.2	37.2	39.0	41.1	43.1	45.0	46.2	48.5
25. USAF FLY PRSNL '67	38.76	3.76	9.70%	2420	29.8	32.5	33.9	36.2	38.8	41.4	43.7	45.0	47.5
26. STUDENT PLT '67	38.27	3.84	10.03%	505	29.2	31.7	33.2	35.7	38.4	41.0	43.2	44.5	47.1
27. RATED PILOTS '67	39.28	3.66	9.32%	1187	30.6	33.2	34.6	36.8	39.3	41.8	44.0	45.3	47.5
28. SOT NAVIGAT '67	37.75	3.38	8.95%	188		32.0	33.2	35.4	37.9	40.3	42.2	43.3	
29. RTO NAVIGAT '67	38.38	3.92	10.21%	505	28.9	32.0	33.5	35.8	38.3	40.9	43.4	45.0	48.1
30. ARMY SOLDIERS '66	39.10	3.16	8.08%	6682	31.9	33.9	35.1	37.0	39.1	41.1	43.1	44.2	46.7
31. NAVY ENLISTED '66	39.26	3.26	8.30%	4095	31.8	33.9	35.1	37.1	39.2	41.3	43.3	44.7	47.7
33. MARINE ENLIST '66	38.72	3.04	7.85%	2008	31.9	33.8	34.8	36.6	38.7	40.7	42.6	43.8	46.0
35. ARMY AVIATORS '70	39.42	2.95	7.48%	1482	32.7	34.5	35.6	37.3	39.4	41.4	43.2	44.4	46.5
41. DUTCH CIVIL WOMEN	36.80	2.91	7.91%	5001		32.3	33.3	34.8	36.6	38.6	40.6	41.8	
43. ENGLISH CIVIL WOMEN	33.87	2.90	8.56%	4994		29.4	30.3	31.9	33.7	35.7	37.6	38.9	
48. NATO SURVEY-60/61	38.29	2.93	7.65%	3325	31.6	33.6	34.7	36.5	38.5	40.5	42.3	43.3	45.4
49. TURKISH MIL. '60	38.16	2.76	7.23%	912	32.0	33.8	34.8	36.4	38.2	40.1	41.9	43.0	45.2
50. GREEK MILIT '61	36.97	2.86	7.74%	1071	30.7	32.5	33.5	35.2	37.1	39.1	40.9	42.0	44.0
51. ITALIAN MIL. '61	39.43	2.63	6.67%	1342	33.6	35.3	36.3	37.8	39.6	41.4	43.0	44.1	46.2
52. BANTU MINERS	36.85	2.56	6.95%	485		32.9			36.7		41.0		
59. GERMAN AVIATORS	43.30	3.78	8.73%	1006	34.3	37.1	38.5	40.7	43.2	45.8	48.2	49.6	52.0
75. LATIN AMERICANS	38.10	3.05	8.01%	1985		33.0	34.5	36.3	38.1	40.1	41.9	42.9	
78. SOUTH AFRICANS	38.78	3.09	7.97%	1444		33.5			38.9		43.4		
80. JAPANESE AIRFORCE	38.42	2.39	6.22%	1176		34.5	35.4	36.9	38.5	40.0	41.4	42.2	
81. JAPAN AF PILOTS	39.60	2.29	5.87%	210		35.4	36.2	37.5	39.0	40.5	42.0	42.9	
82. JAPAN AF NAVIG	38.49	2.37	6.16%	538		34.5	35.5	37.0	38.6	40.1	41.4	42.2	
83. JAPANESE PILOTS	37.70	2.85	7.56%	236		32.9	34.3	35.7	37.6	39.6	41.0	42.5	
84. THAI MILITARY	35.30	2.60	7.37%	2950		31.5	32.0	33.5	35.0	37.0	38.5	39.5	
85. VIETNAM MILITARY	35.79	2.40	6.71%	2127	30.3	31.9	32.8	34.2	35.8	37.3	38.8	39.8	42.1
87. KOREAN FORCES '65	37.90	3.00	7.92%	3747		33.5	34.4	35.9	37.5	39.5	41.5	43.4	
90. IRANIAN MILITARY	39.22	3.03	7.73%	9414		34.2	35.4	37.2	39.2	41.2	43.0	44.2	
507. INTERSCYE, MAXIMUM.....													
6. WAE-BASIC-IR-1952	47.78	3.12	6.53%	852		42.7	44.0	46.0	48.2	50.3	52.2	53.3	
17. USAF BASIC TR '52	54.28	4.07	7.50%	3331		48.0	49.4	51.5	54.0	56.9	59.5	61.2	
18. USAF FLY PRSNL '50	57.88	3.35	5.79%	4000	50.2	52.5	53.7	55.6	57.8	60.1	62.2	63.5	65.9
19. USAF SURVEY 1965	52.93	3.53	6.67%	3859	45.1	47.3	48.5	50.5	52.8	55.3	57.6	59.0	61.6
20. OFFICERS---1965	55.11	3.21	5.82%	549	47.5	49.8	51.0	53.0	55.1	57.2	59.2	60.5	63.1
21. ENLISTED MEN '65	53.70	3.50	6.52%	792	46.0	48.1	49.3	51.3	53.6	56.1	58.3	59.7	61.9
23. BASIC TRAINEE '65	52.22	3.36	6.43%	2527	44.8	46.8	48.0	49.9	52.1	54.4	56.5	57.9	60.8
24. NAVY FLYERS '64	54.28	3.44	6.34%	1529	46.6	48.6	49.8	51.9	54.3	56.7	58.7	59.9	62.0
30. ARMY SOLDIERS '66	52.64	3.70	7.03%	6032	43.7	45.5	47.9	50.1	52.6	55.0	57.3	58.7	61.6

ENGLISH VALUES	MEAN	STO DEV	COEF OF V	-N-	1ST	5TH	10TH	25TH	50TH	75TH	90TH	95TH	99TH
506. INTERSCYE-CONTINUED													
20. OFFICERS--1965	15.18	1.12	7.38%	549	12.7	13.4	13.7	14.4	15.2	15.9	16.6	17.1	18.0
21. ENLISTED MEN '65	14.96	1.19	7.95%	732	12.3	13.0	13.5	14.1	14.9	15.8	16.5	17.0	17.8
23. BASIC TRAINEES	14.68	1.14	7.77%	2527	12.2	12.9	13.3	13.9	14.6	15.4	16.2	16.7	17.6
24. NAVY FLYERS '64	16.18	1.19	7.35%	1529	13.6	14.3	14.7	15.4	16.2	17.0	17.7	18.2	19.1
25. USAF FLY PRSNL '67	15.26	1.48	9.70%	2420	11.7	12.8	13.4	14.3	15.3	16.3	17.2	17.7	18.7
26. STUDENT PLT '67	15.07	1.51	10.02%	505	11.5	12.5	13.1	14.0	15.1	16.1	17.0	17.5	18.6
27. RATED PILOTS '67	15.46	1.44	9.31%	1187	12.1	13.1	13.6	14.5	15.5	16.5	17.3	17.8	18.7
28. SOT NAVIGAT '67	14.86	1.33	8.95%	188	12.6	12.6	13.1	13.9	14.9	15.9	16.6	17.0	
29. RTO NAVIGAT '67	15.11	1.54	10.19%	505	11.4	12.6	13.2	14.1	15.1	16.1	17.1	17.7	19.0
30. ARMY SOLDIERS '66	15.39	1.24	8.06%	6682	12.6	13.4	13.8	14.6	15.4	16.2	17.0	17.4	18.4
31. NAVY ENLISTED '66	15.45	1.28	8.28%	4095	12.5	13.4	13.8	14.6	15.4	16.3	17.1	17.6	18.8
33. MARINE ENLIST '66	15.25	1.20	7.87%	2008	12.6	13.3	13.7	14.4	15.2	16.0	16.8	17.2	18.1
36. ARMY AVIATORS '70	15.52	1.16	7.47%	1482	13.6	14.0	14.7	15.5	16.3	17.0	17.5		
41. DUTCH CIVIL WOMEN	14.49	1.14	7.87%	5001	12.7	13.1	13.7	14.4	15.2	16.0	16.5	17.5	
43. ENGLISH CIV WOMEN	13.33	1.14	8.55%	4934	11.6	11.9	12.6	13.3	14.0	14.8	15.3		
48. NATO SURVEY-60/61	15.07	1.16	7.70%	3325	12.5	13.2	13.7	14.4	15.1	15.9	16.6	17.1	17.9
49. TURKISH MIL '60	15.02	1.09	7.26%	912	12.6	13.3	13.7	14.3	15.1	15.8	16.5	16.9	17.8
50. GREEK MILIT '61	14.55	1.13	7.77%	1071	12.1	12.8	13.2	13.9	14.6	15.4	16.1	16.6	17.3
51. ITALIAN MIL '61	15.52	1.04	6.70%	1342	13.2	13.9	14.3	14.9	15.6	16.3	16.9	17.3	18.2
52. BANTU MINERS	14.51	1.01	6.96%	485	13.0	13.0	13.6	14.5	15.2	15.7	16.3	16.6	17.1
59. GERMAN AVIATORS	17.05	1.49	8.74%	1006	13.5	14.6	15.2	16.0	17.0	18.0	19.0	19.5	20.5
75. LATIN AMERICANS	15.00	1.20	8.00%	1985	13.0	13.0	13.6	14.3	15.0	15.8	16.5	16.9	17.1
78. SOUTH AFRICANS	15.27	1.22	7.99%	1444	13.2	13.2	13.9	14.5	15.2	15.7	16.3	16.6	17.1
80. JAPANESE AIRFORCE	15.13	.94	6.21%	1176	13.6	13.6	13.9	14.5	15.2	15.7	16.3	16.6	17.1
81. JAPAN AF PILOTS	15.35	.90	5.86%	210	13.9	13.9	14.3	14.8	15.4	15.9	16.5	16.9	17.1
82. JAPAN AF NAVIG	15.15	.93	6.14%	538	13.6	13.6	14.0	14.6	15.2	15.8	16.3	16.6	17.1
83. JAPANESE PILOTS	14.84	1.12	7.55%	236	13.0	13.0	13.5	14.1	14.8	15.6	16.1	16.7	17.1
84. THAI MILITARY	13.89	1.02	7.34%	2950	12.4	12.4	12.6	13.2	13.8	14.6	15.2	15.6	16.6
85. VIETNAM MILITARY	14.09	.94	6.67%	2127	11.9	12.6	12.9	13.5	14.1	14.7	15.3	15.7	16.6
87. KOREAN FORCES '65	14.92	1.18	7.91%	3747	13.2	13.2	13.5	14.1	14.8	15.6	16.3	17.1	
90. IRANIAN MILITARY	15.44	1.19	7.71%	9414	13.5	13.5	13.9	14.7	15.5	16.2	16.9	17.4	
507. INTERSCYE, MAXIMUM.....													
6. WAE BASIC IR-1952	18.81	1.23	6.54%	852	15.7	16.8	17.3	18.1	19.0	19.8	20.5	21.0	21.8
17. USAF BASIC TR '52	21.37	1.60	7.49%	3331	17.8	18.9	19.4	20.3	21.3	22.4	23.4	24.1	25.5
18. USAF FLY PRSNL '50	22.79	1.32	5.79%	4000	19.8	20.7	21.1	21.9	22.8	23.7	24.5	25.0	25.9
19. USAF SURVEY 1965	20.84	1.39	6.67%	3859	17.8	18.6	19.1	19.9	20.8	21.8	22.7	23.2	24.3
20. OFFICERS--1965	21.70	1.26	5.81%	549	18.7	19.6	20.1	20.9	21.7	22.5	23.3	23.8	24.9
21. ENLISTED MEN '65	21.14	1.38	6.53%	792	18.1	18.9	19.4	20.2	21.1	22.1	23.0	23.5	24.4
23. BASIC TRAINEES	20.56	1.32	6.42%	2527	17.6	18.4	18.9	19.7	20.5	21.4	22.3	22.8	24.0
24. NAVY FLYERS '64	21.37	1.36	6.36%	1529	18.3	19.1	19.6	20.4	21.4	22.3	23.1	23.6	24.4
30. ARMY SOLDIERS '66	20.72	1.46	7.05%	6682	17.2	18.3	18.8	19.7	20.7	21.7	22.6	23.1	24.3

METRIC VALUES	MEAN	STD DEV	COEF OF V	-N-	1ST	5TH	10TH	25TH	50TH	75TH	90TH	95TH	99TH
507. INTERSCYE, MAXIMUM-CONTINUED													
31. NAVY ENLISTED '66	53.45	3.79	7.09%	4095	44.6	47.3	48.6	50.8	53.3	55.9	58.4	59.9	62.6
33. MARINE ENLIST '66	51.81	3.40	6.56%	2008	43.8	46.2	47.4	49.5	51.8	54.1	56.2	57.4	59.9
36. ARMY AVIATORS '70	55.88	3.45	6.17%	1482	45.4	47.2	48.2	50.1	52.2	54.4	56.3	57.5	59.8
48. NATO SURVEY-60/61	52.08	3.13	6.01%	3325	46.4	48.4	49.5	51.3	53.3	55.3	57.1	58.2	60.3
49. TURKISH MIL '60	53.14	2.96	5.57%	912	45.2	46.9	48.0	50.0	52.4	54.7	56.7	57.9	60.0
50. GREEK MILIT '61	52.19	3.34	6.40%	1071	45.2	46.9	47.9	49.5	51.4	53.3	55.1	55.3	58.5
51. ITALIAN MIL '61	51.27	2.83	5.52%	1342	44.7	47.8	49.4	51.9	54.6	57.1	59.4	60.8	63.7
52. BANTU MINERS	46.91	2.81	5.99%	485	44.7	47.8	49.4	51.9	54.6	57.1	59.4	60.8	63.7
59. GERMAN AVIATORS	54.48	3.92	7.20%	1006	45.7	47.8	49.4	51.9	54.6	57.1	59.4	60.8	63.7
75. LATIN AMERICANS	51.20	3.40	6.64%	1985	45.7	47.8	49.4	51.9	54.6	57.1	59.4	60.8	63.7
80. JAPANESE AIRFORCE	50.92	2.64	5.18%	1176	46.6	47.8	49.4	51.9	54.6	57.1	59.4	60.8	63.7
81. JAPAN AF PILOTS	51.70	2.69	5.20%	210	47.6	48.4	49.5	51.6	53.4	55.1	56.2	57.4	59.8
82. JAPAN AF NAVIG	50.92	2.54	4.99%	538	46.7	47.7	48.6	50.0	51.6	53.4	55.1	56.2	59.0
83. JAPANESE PILOTS	50.68	3.64	7.16%	180	45.0	47.7	49.3	51.0	52.6	54.1	55.1	55.0	55.9
86. R.O.K.A.F. PILOTS	52.76	4.26	8.07%	254	44.8	47.1	50.4	53.0	55.4	57.9	59.5	59.5	59.5
90. IRANIAN MILITARY	55.98	4.19	7.48%	9414	48.9	50.8	53.5	56.1	58.5	60.9	62.5	62.5	62.5
508. INTERSCYE-II.....													
6. WAE-BASIC-IB-1952	45.09	3.22	7.14%	847	39.7	40.9	42.8	45.0	47.2	49.1	50.6	50.6	50.6
17. USAF BASIC TR '52	48.09	3.70	7.69%	3325	42.2	43.5	45.3	47.4	49.8	52.1	54.3	55.6	58.2
18. USAF FLY PRSNL '50	49.77	3.51	7.05%	4000	41.7	44.0	45.3	47.4	49.8	52.1	54.3	55.6	58.2
509. INTERSCYE MAXIMUM-II.....													
7. AIR FORCE WMN '68	49.39	3.29	6.66%	1935	41.4	43.9	45.2	47.2	49.4	51.6	53.5	54.7	56.9
8. WAF-NURSE OFCS	50.16	3.16	6.30%	548	42.5	44.9	46.1	48.1	50.2	52.3	54.2	55.2	56.8
9. ENLISTED WAFS/W	49.21	3.26	6.62%	1216	41.2	43.8	45.0	47.1	49.2	51.3	53.3	54.5	56.9
10. ENLISTED WAFS/W	47.94	3.34	6.97%	131	42.7	43.7	45.6	47.8	50.2	52.2	53.4	53.4	56.9
25. USAF FLY PRSNL '67	61.54	3.02	4.91%	2420	54.0	56.6	57.8	59.6	61.5	63.5	65.4	66.6	68.7
26. STUDENT PLT '67	60.87	2.94	4.83%	505	53.7	56.0	57.2	58.9	60.9	62.8	64.6	65.6	67.3
27. RATED PILOTS '67	61.89	3.06	4.94%	1187	54.0	56.9	58.1	59.9	61.9	63.9	65.8	66.9	68.7
28. SOT NAVIGAT '67	61.09	2.98	4.88%	188	56.2	57.3	59.1	61.0	63.0	64.9	66.2	66.2	69.1
29. RTO NAVIGAT '67	61.57	2.90	4.71%	505	54.6	56.9	58.0	59.7	61.5	63.3	65.2	65.4	69.1
511. JUXTA NIPPLE SKINFOLD.....													
19. USAF SURVEY 1965	58	26	44.83%	3659	2	3	3	4	5	7	9	1.1	1.5
20. OFFICERS---1965	39	14	35.90%	549	2	2	2	3	4	5	7	1.1	1.5
21. ENLISTED MEN '65	48	26	54.17%	732	3	4	4	5	6	8	1.0	1.1	1.5
23. BASIC TRAINEES	66	25	37.88%	2527	3	4	4	5	6	8	1.1	1.1	1.5
24. NAVY FLYERS '64	1.18	49	41.53%	1529	4	5	6	8	1.1	1.5	1.9	2.1	2.5
25. USAF FLY PRSNL '67	1.36	67	49.26%	2420	4	5	6	8	1.1	1.5	1.9	2.1	2.5
26. STUDENT PLT '67	1.06	57	53.77%	535	3	4	5	6	9	1.3	1.8	2.2	3.0
27. RATED PILOTS '67	1.47	66	44.90%	1187	4	5	6	1.0	1.4	1.9	2.4	2.6	3.2

ENGLISH VALUES	MEAN	STD DEV	COEF OF V	-V-	1ST	5TH	10TH	25TH	PERCENTILES				95TH	99TH
507. INTERSCYE, MAXIMUM-CONTINUED														
31. NAVY ENLISTED '66	21.05	1.49	7.08% 4095		17.6	18.6	19.1	20.0	21.0	22.0	23.0	23.6	24.6	
32. NAVY ENLISTED '66	21.05	1.49	7.08% 4095		17.2	18.2	18.7	19.5	20.4	21.3	22.1	22.6	23.6	
33. MARINE ENLIST '66	20.40	1.34	6.57% 2008			19.8	20.3	21.1	22.0	22.9	23.8	24.3		
36. ARMY-AVIATORS '74	22.00	1.36	6.18% 1482			19.8	20.3	21.1	22.0	22.9	23.8	24.3		
48. NATO SURVEY-60/61	20.50	1.23	6.00% 3325		17.9	18.6	19.0	19.7	20.6	21.4	22.2	22.6	23.5	
49. TURKISH MIL '60	20.92	1.17	5.59% 912		18.3	19.1	19.5	20.2	21.0	21.8	22.5	22.9	23.7	
50. GREEK MILIT '61	20.55	1.32	6.42% 1071		17.8	18.5	18.9	19.7	20.6	21.6	22.3	22.8	23.6	
51. ITALIAN MIL '61	20.18	1.11	5.50% 1342		17.8	18.5	18.9	19.5	20.2	21.0	21.7	22.1	23.1	
52. BANTU MINERS	18.47	1.11	6.01% 485			16.9			18.4		20.5			
59. GERMAN AVIATORS	21.45	1.54	7.18% 1006		17.6	18.8	19.5	20.5	21.5	22.5	23.4	24.0	25.1	
75. LATIN AMERICANS	20.20	1.40	6.93% 1985			18.0	18.5	19.4	20.3	21.1	21.9	22.3		
80. JAPANESE AIRFORCE	20.05	1.04	5.19% 1176			18.3	18.7	19.3	20.0	20.7	21.4	21.8		
81. JAPAN AF PILOTS	20.35	1.06	5.21% 210			18.7	19.1	19.6	20.3	21.0	21.7	22.1		
82. JAPAN AF NAVIG	20.05	1.00	4.99% 538			18.4	18.8	19.4	20.1	20.7	21.3	21.7		
83. JAPANESE PILOTS	19.95	1.43	7.17% 180			17.7	18.0	18.9	20.0	21.0	21.8	22.0		
86. R.O.K.A.F. PILOTS	20.76	1.67	8.04% 264			17.6	18.5	19.8	20.9	21.8	22.8	23.4		
90. IRANIAN MILITARY	22.04	1.65	7.49% 9414			19.2	20.0	21.1	22.1	23.1	24.0	24.6		
508. INTERSCYE-II.....														
6. WAE-BASIC-IR-1952	17.75	1.27	7.15% 847		14.7	15.6	16.1	16.9	17.7	18.6	19.3	19.9	21.0	
17. USAF BASIC TR '52	18.93	1.46	7.71% 3325		15.7	16.6	17.1	18.0	18.9	19.9	20.8	21.4	22.6	
18. USAF FLY PRSNL '50	19.59	1.38	7.04% 4000		16.4	17.3	17.8	18.7	19.6	20.5	21.4	21.9	22.9	
509. INTERSCYE, MAXIMUM-II.....														
7. AIR FORCE WVN '68	19.44	1.29	6.64% 1905		16.3	17.3	17.8	18.6	19.5	20.3	21.1	21.5	22.4	
8. WAF-NURSE OFCRS	19.75	1.24	6.28% 548		16.7	17.7	18.2	18.9	19.8	20.6	21.3	21.7	22.4	
9. ENLISTED WAFS/W	19.37	1.28	6.61% 1216		16.2	17.2	17.7	18.5	19.4	20.2	21.0	21.5	22.4	
10. ENLISTED WAFS/W	18.87	1.31	6.94% 131			16.8	17.2	18.0	18.8	19.8	20.6	21.0		
25. USAF FLY PRSNL '67	24.23	1.19	4.91% 2420		21.3	22.3	22.7	23.5	24.2	25.0	25.8	26.2	27.0	
26. STUDENT PLT '67	23.96	1.16	4.84% 505		21.2	22.1	22.5	23.2	24.0	24.7	25.4	25.8	26.5	
27. RATED PILOTS '67	24.37	1.21	4.97% 1187		21.3	22.4	22.9	23.6	24.4	25.2	25.9	26.4	27.1	
28. SOT NAVIGAT '67	24.05	1.17	4.86% 188			22.1	22.6	23.3	24.0	24.8	25.6	26.1	27.2	
29. RTO NAVIGAT '67	24.24	1.14	4.70% 505		21.3	22.4	22.8	23.5	24.2	24.9	25.7	26.2		
511. JUXTANIPPLE SKINFOL.....														
19. USAF SURVEY 1965	.23	.10	43.48% 3859		.1	.1	.1	.2	.2	.3	.4	.4	.6	
20. OFFICERS---1965	.15	.06	40.00% 549		.1	.1	.1	.1	.2	.2	.2	.2	.3	
21. ENLISTED MEN '65	.19	.10	52.63% 792		.1	.1	.1	.1	.2	.2	.3	.4	.6	
23. BASIC TRAINEE '65	.26	.10	38.46% 2527		.1	.1	.2	.2	.3	.5	.6	.7	.8	
24. NAVY FLYERS '64	.47	.19	40.43% 1529		.2	.2	.2	.3	.5	.6	.7	.9	1.0	
25. USAF FLY PRSNL '67	.54	.26	48.15% 2420		.1	.2	.2	.3	.5	.7	.9	1.0	1.2	
26. STUDENT PLT '67	.42	.22	52.38% 505		.1	.2	.2	.3	.4	.5	.7	.9	1.2	
27. RATED PILOTS '67	.58	.26	44.83% 1187		.2	.2	.3	.4	.6	.8	.9	1.0	1.3	

METRIC VALUES	MEAN	STD DEV	COEF OF V	-N-	1ST	5TH	10TH	25TH	50TH	75TH	90TH	95TH	99TH
511. JUXTA NIPPLE SKINFOLD-CONTINUED													
28. SOT NAVIGAT '67	1.35	.68	50.37%	188	.5	.6	.8	1.2	1.8	2.4	2.7	2.7	3.2
29.---BIQ-NAVIGAT-'62	1.42	.68	47.89%	505	.4	.5	.6	.9	1.3	1.9	2.4	2.7	3.2
48.NATO SURVEY-60/61	.97	.63	64.95%	3325	.3	.4	.4	.5	.8	1.2	1.8	2.3	3.1
49. TURKISH MIL.'60	.72	.46	63.89%	912	.2	.4	.4	.4	.5	.9	1.4	1.7	2.4
50. GREEK MILIT.'61	.85	.47	55.29%	1071	.3	.4	.5	.5	.7	1.0	1.5	1.9	2.5
51. ITALIAN MIL.'61	1.23	.73	59.35%	1342	.4	.4	.5	.7	1.0	1.6	2.3	2.7	3.5
59.GERMAN AVIATORS	1.10	.68	61.82%	1006	.3	.3	.4	.6	.9	1.5	2.1	2.4	3.2
87.KOREAN FORCES -65	.40	.14	35.00%	3747	.2	.2	.3	.3	.4	.6	.6	.6	.6
515. KNEE CIRCUMFERENCE.....													
2.US WOMEN-D/A 1940	35.46	3.23	9.11%	****	(30.1)	(34.3	(33.3)	(37.6)	(40.8	(42.2	(40.8)	(42.2	(40.8)
6.WAF BASIC TR 1952	37.29	2.69	7.21%	850	33.6	34.5	35.5	37.0	38.8	40.8	42.2	42.2	42.2
7.AIR FORCE WMN '68	36.30	2.27	6.25%	1905	31.7	32.8	33.6	34.7	36.2	37.7	39.3	40.2	42.3
8. WAF-NURSE OFCRS	36.68	2.47	6.73%	548	32.0	33.0	33.6	34.9	36.5	38.2	39.9	41.1	43.4
9. ENLISTED WAFS/W	36.16	2.14	5.92%	1216	31.6	32.8	33.5	34.7	36.1	37.5	38.9	39.9	41.7
10.---ENLISTED-MAESZB	36.12	2.29	6.34%	131	32.6	33.3	34.5	35.9	37.6	39.3	40.2	40.2	43.9
19.USAF SURVEY 1965	37.68	2.24	5.94%	3859	33.3	34.3	35.0	36.1	37.5	39.1	40.6	41.6	43.9
20. OFFICERS---1965	38.61	1.96	5.08%	549	34.4	35.5	36.1	37.3	38.6	39.9	41.2	41.9	43.4
21. ENLISTED MEN'65	37.88	2.34	6.18%	792	33.3	34.3	35.0	36.2	37.7	39.4	40.9	42.0	44.1
23. BASIC TRAINEE65	37.41	2.21	5.91%	2527	33.2	34.2	34.8	35.9	37.2	38.7	40.3	41.4	43.9
25.USAF FLY PRSNL'67	38.68	2.07	5.35%	2420	34.0	35.4	36.1	37.3	38.6	40.0	41.4	42.2	43.8
26. STUDENT PLT '67	38.26	2.00	5.23%	505	33.4	35.0	35.8	36.9	38.2	39.6	40.9	41.7	43.3
27. RATED PILOTS'67	38.84	2.02	5.20%	1187	34.2	35.6	36.3	37.5	38.8	40.1	41.4	42.2	44.0
28. SOT NAVIGAT '67	38.91	2.23	5.73%	188	35.4	36.3	37.5	38.8	40.4	41.9	42.8	42.8	44.3
29.---BIQ-NAVIGAT-'62	38.67	2.15	5.56%	505	34.3	35.3	36.0	37.2	38.6	40.0	41.5	42.4	44.3
43.ENGLISH CIV WOMEN	35.46	2.57	7.25%	4994	(29.9)	(31.7	(32.4	(33.7	(35.2	(37.0	(38.8	(40.0	(42.8)
46.JAPANESE CIV--WMN	33.50	2.20	6.57%	1622	(30.1)	(32.4	(33.3)	(35.0)	(37.1)	(39.1)	(41.1)	(42.8)	(44.3)
48.NATO SURVEY-60/61	37.55	2.01	5.35%	3325	33.5	34.6	35.2	36.4	37.7	39.0	40.3	41.1	42.8
49. TURKISH MIL.'60	36.50	1.91	5.23%	912	32.8	33.8	34.4	35.4	36.6	37.8	39.2	40.1	42.1
50. GREEK MILIT.'61	37.76	1.82	4.82%	1071	34.1	35.2	35.7	36.7	37.8	39.1	40.3	41.1	42.7
51. ITALIAN MIL.'61	38.10	1.94	5.09%	1342	34.1	35.1	35.8	37.0	38.3	39.5	40.7	41.5	43.3
59.GERMAN AVIATORS	37.96	1.85	4.87%	1006	33.9	35.0	35.6	36.7	37.9	39.2	40.3	41.0	42.6
67.RAF AIRCREW	38.67	2.04	5.28%	200	(31.3)	(33.3)	(35.3)	(37.3)	(39.3)	(41.3)	(43.3)	(45.3)	(47.3)
79.JAPANESE CIV. MEN	34.60	2.00	5.78%	1870	(30.1)	(32.4	(33.3)	(35.0)	(37.1)	(39.1)	(41.1)	(42.8)	(44.3)
516. KNEE CIRCUMFERENCE, FULLY BENT.....													
61.GERMANS/25-40 YRS	43.70	2.40	5.49%	2643	39.9	40.7	42.2	43.6	45.2	46.6	47.4	47.4	49.6
65.ROYAL ARMOR CORP	43.97	2.54	5.78%	500	39.9	40.9	42.3	43.8	45.5	47.1	48.4	48.4	49.6
66.ROYAL AIR FORCE	44.55	2.13	4.78%	1998	39.9	41.0	41.8	43.1	44.6	46.0	47.3	48.1	49.6
67.RAF AIRCREW	43.14	2.15	4.98%	200	39.9	40.4	41.3	42.9	44.6	45.8	46.8	46.8	49.6
70.NEW ZEALAND AIRF.	44.75	2.15	4.80%	238	(41.2)	(43.3)	(45.3)	(47.3)	(49.3)	(51.3)	(53.3)	(55.3)	(57.3)

ENGLISH VALUES	MEAN	STD DEV	COEF OF V	-N-	1ST	5TH	10TH	25TH	50TH	75TH	90TH	95TH	99TH
511. JUXTANIPPLE SKINFOL-CONTINUED													
511. SOT NAVIGAT '67	.53	.27	50.94%	188		.2	.2	.3	.5	.7	.9	1.1	1.2
28. BID-NAVIGAT '67	.56	.27	48.21%	505	.1	.2	.2	.4	.5	.7	.9	1.1	1.2
29. NATO SURVEY-60/61	.38	.25	65.79%	3325	.1	.2	.2	.2	.3	.5	.7	.9	1.2
48. TURKISH MIL '60	.28	.18	64.29%	912	.1	.1	.2	.2	.2	.3	.5	.7	1.0
49. GREEK MILIT '61	.33	.19	57.58%	1071	.1	.2	.2	.2	.3	.4	.6	.9	1.4
50. ITALIAN MIL '61	.49	.29	59.18%	1342	.2	.2	.2	.3	.4	.6	.8	1.0	1.2
51. GERMAN AVIATORS	.43	.27	62.79%	1006	.1	.1	.2	.2	.4	.6	.8	1.0	1.2
59. KOREAN FORCES -65	.16	.06	37.50%	3747		.1	.1	.1	.1	.2	.2	.2	
515. KNEE CIRCUMFERENCE.....													
2. US WOMEN-D/A 1940	13.96	1.27	9.10%	***	(11.9)	13.2	13.5	(13.1)	14.6	(14.8)	16.1	(16.0)	17.8
6. WAF BASIC TR 1952	14.68	1.06	7.22%	850	12.5	12.9	13.2	13.7	14.2	14.9	15.5	15.8	16.6
7. AIR FORCE WMN '68	14.29	.89	6.23%	1905	12.5	12.9	13.3	13.7	14.4	15.0	15.7	15.2	17.1
8. WAF-NURSE OFCRS	14.44	.97	6.72%	548	12.5	12.9	13.2	13.7	14.2	14.8	15.3	15.7	16.4
9. ENLISTED WAFS/W	14.24	.84	5.90%	1216		12.8	13.1	13.6	14.2	14.8	15.5	15.8	
10. ENLISTED WAFS/W	14.22	.90	6.33%	131		13.5	13.8	14.2	14.8	15.4	16.0	16.4	17.3
19. USAF SURVEY 1965	14.83	.88	5.93%	3869	13.1	13.5	13.8	14.3	14.9	15.5	16.1	16.5	17.4
20. OFFICERS---1965	15.20	.77	5.07%	549	13.5	14.0	14.2	14.7	15.2	15.7	16.2	16.5	17.1
21. ENLISTED MEN '65	14.92	.92	6.17%	792	13.1	13.5	13.8	14.3	14.9	15.5	16.1	16.5	17.4
23. BASIC TRAINEE '65	14.73	.87	5.91%	2527	13.1	13.5	13.7	14.1	14.7	15.2	15.9	15.3	17.3
25. USAF FLY PRSNL '67	15.23	.82	5.38%	2420	13.4	13.9	14.2	14.7	15.2	15.8	16.3	16.6	17.3
26. STUDENT PLT '67	15.06	.79	5.25%	505	13.1	13.8	14.1	14.5	15.0	15.6	16.1	16.4	17.1
27. RATED PILOTS '67	15.29	.80	5.23%	1187	13.5	14.0	14.3	14.8	15.3	15.9	16.3	16.6	17.3
28. SOT NAVIGAT '67	15.32	.88	5.74%	188	13.9	14.3	14.3	14.8	15.3	15.9	16.5	16.9	
29. BID-NAVIGAT '67	15.23	.85	5.58%	505	13.5	13.9	14.2	14.6	15.2	15.8	16.3	16.7	17.4
43. ENGLISH CIV WOMEN	13.96	1.01	7.23%	4994	(11.9)	12.5	12.8	13.3	13.9	14.6	15.3	15.7	
46. JAPANESE CIV WMN	13.20	.80	6.06%	1622		13.6	13.9	14.3	14.8	15.4	15.9	15.2	16.9
48. NATO SURVEY-60/61	14.78	.79	5.35%	3325	13.2	13.6	13.9	14.3	14.8	15.4	15.9	15.8	16.6
49. TURKISH MIL '60	14.37	.75	5.22%	912	12.9	13.3	13.5	13.9	14.4	14.9	15.4	15.2	16.8
50. GREEK MILIT '61	14.87	.72	4.84%	1071	13.4	13.9	14.1	14.5	14.9	15.4	15.9	15.3	17.1
51. ITALIAN MIL '61	15.00	.76	5.07%	1342	13.4	13.8	14.1	14.6	15.1	15.6	16.0	15.3	17.1
59. GERMAN AVIATORS	14.94	.73	4.89%	1006	13.4	13.8	14.0	14.4	14.9	15.4	15.9	16.2	16.8
67. RAF AIRCREW	15.22	.80	5.26%	200	13.9	14.1	14.1	14.6	15.1	15.7	16.2	16.5	
79. JAPANESE CIV. MEN	13.60	.80	5.88%	1870	(12.3)	13.9	14.1	14.6	15.1	15.7	16.2	16.5	
516. KNEE CIRCUMFERENCE, FULLY BENT.....													
61. GERMANS/25-40 YRS	17.20	.94	5.47%	2643	15.7	16.0	16.0	16.6	17.2	17.8	18.3	18.7	
65. ROYAL ARMOR CORP	17.31	1.00	5.78%	500	15.7	16.1	16.1	16.7	17.2	17.9	18.5	19.1	
66. ROYAL AIR FORCE	17.54	.84	4.79%	1998	15.7	16.2	16.4	17.0	17.5	18.1	18.6	18.9	19.5
67. RAF AIRCREW	16.99	.85	5.00%	200	15.7	15.9	16.3	16.9	17.6	18.0	18.4	18.4	
70. NEW ZEALAND AIRF.	17.62	.85	4.82%	238	(16.2)	17.0	17.0	17.0	17.0	17.0	17.0	17.0	

METRIC VALUES		MEAN	STD DEV	COEF OF V	-N-	1ST	5TH	10TH	25TH	50TH	75TH	90TH	95TH	99TH
517. KNEE CIRCUMFERENCE, SITTING.....														
-2.US-WOMEN-DCA-1940		36.30	3.51	9.67%	***	(30.5)	34.7	35.5	(33.9)	38.2	(38.7)	41.6	(42.1)	
17.USAF BASIC TR '52		38.38	2.67	6.96%	3329	34.3	35.5	36.2	37.5	38.9	39.8	41.6	43.0	
18.USAF FLY PRSNL '50		39.05	2.25	5.76%	4000	33.9	34.8	35.5	36.7	38.2	39.8	42.0	43.0	44.9
19.USAF SURVEY 1965		38.35	2.38	6.21%	3859	34.7	35.9	36.6	37.8	39.2	40.6	42.0	42.9	44.7
20. OFFICERS---1965		39.27	2.09	5.32%	549	33.9	34.8	35.4	36.7	38.2	40.0	41.6	42.7	45.0
21. ENLISTED MEN '65		38.43	2.43	6.32%	792	33.7	34.7	35.3	36.5	37.9	39.5	41.2	42.4	45.0
23. BASIC TRAINEE '65		38.12	2.37	6.22%	2527	33.7	34.7	35.3	36.5	37.9	39.5	41.2	42.4	45.0
25.USAF FLY PRSNL '67		39.30	2.12	5.39%	2420	34.8	36.0	36.7	37.8	39.2	40.7	42.1	43.0	44.7
26. STUDENT PLT '67		38.99	2.05	5.26%	505	34.5	35.7	36.4	37.6	38.9	40.3	41.6	42.5	44.1
27. RATED PILOTS '67		39.46	2.09	5.30%	1187	35.0	36.2	36.8	38.0	39.4	40.8	42.2	43.0	44.7
28. SOT NAVIGAT '67		39.45	2.19	5.55%	188	36.0	36.8	36.8	38.0	39.3	40.9	42.4	43.3	
29.---RIO-NAVIGAT '62		39.22	2.20	5.61%	505	34.7	36.0	36.6	37.7	39.0	40.6	42.1	43.1	45.0
48.NATO SURVEY-60/61		38.52	2.21	5.74%	3325	33.9	35.2	35.9	37.2	38.7	40.1	41.5	42.4	44.4
49. TURKISH MIL. '60		37.27	2.18	5.85%	912	33.0	34.2	34.8	35.9	37.3	38.8	40.4	41.4	43.5
50. GREEK MILIT '61		38.75	1.92	4.95%	1071	34.8	36.0	36.6	37.6	38.8	40.2	41.4	42.3	43.8
51. ITALIAN MIL. '61		39.18	2.09	5.33%	1342	35.0	36.1	36.7	37.9	39.3	40.7	42.1	43.0	44.9
59.GERMAN AVIATORS		40.67	2.56	6.29%	1006	35.5	36.9	37.6	38.9	40.4	42.2	44.0	45.2	47.7
80.JAPANESE AIRFORCE		37.34	1.78	4.77%	1176	34.6	35.2	35.2	36.1	37.2	38.5	39.7	40.4	
81. JAPAN AF PILOTS		37.58	1.74	4.63%	210	35.0	35.5	35.5	36.3	37.4	38.6	39.9	40.7	
82. JAPAN AF NAVIG		37.37	1.70	4.55%	538	34.8	35.3	35.3	36.2	37.3	38.4	39.5	40.2	
83.JAPANESE PILOTS		37.23	2.09	5.61%	235	34.1	34.7	34.7	35.6	37.0	38.7	40.2	40.9	
86.R.O.K.A.F. PILOTS		37.01	2.74	7.40%	264	33.5	33.9	33.9	35.1	36.7	38.5	40.6	42.3	
527. KNEE HEIGHT.....														
-1.SIEWARDESSES-1971		43.43	2.11	4.86%	422	40.2	40.8	40.8	42.0	43.4	44.9	46.3	47.1	
25.USAF FLY PRSNL '67		49.65	2.49	5.02%	2420	44.0	45.7	46.5	48.0	49.6	51.3	52.9	53.9	55.7
26. STUDENT PLT '67		49.44	2.32	4.69%	505	44.5	45.7	46.4	47.8	49.4	51.0	52.5	53.4	55.3
27. RATED PILOTS '67		49.77	2.48	4.98%	1187	44.1	45.7	46.6	48.1	49.7	51.4	52.9	53.9	56.0
28. SOT NAVIGAT '67		49.83	2.54	5.10%	188	45.8	46.6	46.6	48.1	49.7	51.6	53.3	54.2	
29.---RIO-NAVIGAT '62		49.56	2.60	5.25%	505	43.6	45.6	46.4	47.8	49.4	51.2	53.0	54.1	56.0
41.QUICK CIVIL-WOMEN		44.07	2.72	6.17%	5001	39.7	40.6	40.6	42.2	44.0	45.9	47.6	48.6	
80.JAPANESE AIRFORCE		43.75	2.12	4.85%	1176	40.5	41.2	41.2	42.3	43.7	45.1	46.5	47.3	
81. JAPAN AF PILOTS		44.09	2.20	4.99%	210	40.8	41.4	41.4	42.6	44.0	45.5	46.9	47.8	
82. JAPAN AF NAVIG		43.68	2.00	4.58%	538	40.5	41.2	41.2	42.3	43.6	45.0	46.2	47.0	
90. IRANIAN MILITARY		50.01	2.41	4.82%	9414	46.1	46.9	46.9	48.4	50.0	51.6	53.1	54.1	
529. KNEE HEIGHT, SITTING.....														
1. STEWARDESSES 1971		51.91	2.24	4.32%	423	48.4	49.2	49.2	50.5	52.0	53.5	54.8	55.6	
3. MAS PILOTS 1942		51.00	2.10	4.12%	445	47.6	48.3	48.3	49.5	51.0	52.3	53.7	54.5	
4. AAF NURSES 1942		49.40	2.10	4.25%	152	46.0	46.7	46.7	48.1	49.4	50.7	52.3	52.9	
5. MAC SEPARATEE '1946		47.75	2.38	4.98%	7553	42.2	43.8	44.7	46.2	47.8	49.3	50.8	51.7	53.7
11. HEALTH EXAM/F '62		49.69	2.71	5.45%	3581	43.4	45.2	46.2	47.9	49.8	51.7	53.4	54.5	56.6

ENGLISH VALUES			PERCENTILES									
STO DEV	COEF OF V	MEAN	1ST	5TH	10TH	25TH	50TH	75TH	90TH	95TH	99TH	
517. KNEE CIRCUMFERENCE, SITTING.....												
-2.US.-HQHAIN-DCA-1340	1.38	9.86% ***	12.8	13.7	14.0	14.5	15.0	15.7	16.4	(15.6)	18.0	
17.USAF BASIC TR '52	1.05	6.95% 3329	13.5	14.0	14.3	14.8	15.3	15.9	16.5	16.9	17.7	
18.USAF FLY PRSNL'50	.89	5.79% 4003	13.3	13.7	14.0	14.4	15.0	15.7	16.3	16.8	17.7	
19.USAF SURVEY 1965	.94	6.23% 3859	13.7	14.1	14.4	14.9	15.4	16.0	16.5	16.9	17.6	
20. OFFICERS---1965	.82	5.30% 549	13.4	13.7	14.0	14.4	15.1	15.7	16.4	16.8	17.7	
21. ENLISTED MEN'65	.96	6.35% 792	13.3	13.7	13.9	14.4	14.9	15.6	16.2	16.7	17.7	
23. BASIC TRAINEES	.93	6.20% 2527	13.7	14.2	14.4	14.9	15.4	16.0	16.6	16.9	17.6	
25.USAF FLY PRSNL'67	.84	5.43% 2420	13.6	14.1	14.3	14.8	15.3	15.9	16.4	16.7	17.4	
26. STUDENT PLT '67	.81	5.28% 505	13.8	14.2	14.5	15.0	15.5	16.1	16.6	16.9	17.6	
27. RATED PILOTS'67	.82	5.28% 1187	13.7	14.2	14.4	14.8	15.4	16.0	16.6	17.0	17.7	
28. SOT NAVIGAT '67	.86	5.54% 188	13.3	13.8	14.1	14.7	15.2	15.8	16.3	16.7	17.5	
29.---R13-NAVIGAT-'62	.87	5.63% 595	13.0	13.5	13.7	14.1	14.7	15.3	15.9	16.3	17.1	
48.NATO SURVEY-60/61	15.16	5.74% 3325	13.7	14.2	14.4	14.8	15.3	15.8	16.3	16.6	17.3	
49. TURKISH MIL.'60	14.67	5.86% 912	13.7	14.2	14.4	14.8	15.3	15.8	16.3	16.6	17.3	
50. GREEK MILIT '61	15.25	4.92% 1071	13.8	14.2	14.5	14.9	15.5	16.0	16.6	16.9	17.7	
51. ITALIAN MIL.'51	15.43	5.31% 1342	14.0	14.5	14.8	15.3	15.9	16.6	17.3	17.8	18.8	
59.GERMAN AVIATORS	16.01	1.01	6.31% 1006	13.6	13.9	14.2	14.6	15.2	15.6	15.9		
80.JAPANESE AIRFORCE	14.70	.70	4.76% 1176	13.8	14.0	14.3	14.7	15.2	15.7	16.0		
81. JAPAN AF PILOTS	14.80	.69	4.66% 210	13.7	13.9	14.3	14.7	15.1	15.6	15.8		
82. JAPAN AF NAVIG	14.71	.67	4.55% 538	13.4	13.7	14.0	14.6	15.2	15.8	15.1		
83.JAPANESE PILOTS	14.66	.82	5.59% 235	13.2	13.4	13.8	14.4	15.2	16.0	15.7		
86.R.O.K.A.F. PILOTS	14.57	1.08	7.41% 254	15.8	16.1	16.5	17.1	17.7	18.2	18.5		
527. KNEE HEIGHT.....												
-1.SICHERDESSES-1971	17.10	.93	4.85% 422	17.3	18.0	18.3	18.9	19.5	20.2	20.8	22.0	
25.USAF FLY PRSNL'67	19.55	.98	5.01% 2420	17.5	18.0	18.3	18.8	19.5	20.1	20.7	21.8	
26. STUDENT PLT '67	19.46	.91	4.68% 505	17.4	18.0	18.4	18.9	19.6	20.2	20.8	22.1	
27. RATED PILOTS'67	19.59	.98	5.06% 1187	17.2	18.0	18.4	18.9	19.6	20.3	21.0	22.1	
28. SOT NAVIGAT '67	19.62	1.00	5.10% 188	17.2	17.9	18.3	18.8	19.5	20.2	20.9	21.3	
29.---R10-NAVIGAT-'62	19.51	1.02	5.23% 505	15.6	16.0	16.0	16.6	17.3	18.1	18.7	19.1	
41.QUICK-CIVIL-HOMEN	17.35	1.07	6.17% 5001	15.9	16.2	16.7	17.2	17.8	18.3	18.6		
80.JAPANESE AIRFORCE	17.22	.83	4.82% 1176	15.1	15.9	16.3	16.8	17.3	17.9	18.5		
81. JAPAN AF PILOTS	17.36	.87	5.01% 210	15.9	16.2	16.2	16.7	17.2	17.7	18.2		
82. JAPAN AF NAVIG	17.20	.79	4.59% 538	18.2	18.5	18.5	19.0	19.7	20.3	20.9		
90.IRANIAN MILITARY	19.69	.95	4.82% 9414	19.1	19.4	19.4	19.9	20.5	21.1	21.6		
529. KNEE HEIGHT, SITTING.....												
1.STEWARDESSES 1971	20.44	.88	4.31% 423	18.7	19.0	19.0	19.5	20.1	20.6	21.1	21.9	
3.MAS PILOTS 1942	20.10	.80	3.98% 445	18.1	18.4	18.4	18.9	19.5	20.0	20.6	20.8	
4.AAF NURSES 1942	19.50	.80	4.10% 152	16.6	17.2	17.6	18.2	18.8	19.4	20.0	20.4	
5.WAC SEPARATEE1946	18.80	.94	5.00% 7553	17.1	17.8	18.2	18.9	19.6	20.4	21.0	21.1	
11.HEALTH EXAM/F '62	19.56	1.07	5.47% 3581	17.1	17.8	18.2	18.9	19.6	20.4	21.0	22.3	

METRIC VALUES	MEAN	STD DEV	COEF OF V	-N-	1ST	5TH	10TH	25TH	50TH	75TH	90TH	95TH	99TH
529. KNEE HEIGHT, SITTING-CONTINUED													
12. HLIH EX/VE 25-40	49.98	2.72	5.44%	1165	44.3	45.5	46.4	48.2	50.1	52.0	53.6	54.6	57.0
13. AIR TRAFFIC CNTRL	55.22	2.45	4.44%	678		51.0	51.9	53.3	54.9	56.5	57.8	59.0	
15. A.A.F. CADETS '42	56.00	2.40	4.29%	2959		51.9	52.7	54.2	55.8	57.5	58.9	59.9	
16. A.A.F. GUNNERS '42	54.60	2.50	4.58%	583		50.2	51.1	52.8	54.6	56.3	57.6	58.5	
18. USAF FLY PRSNL '50	55.04	2.48	4.51%	4000	49.5	51.0	51.9	53.4	55.0	56.7	58.2	59.1	60.9
19. USAF SURVEY 1965	55.35	2.63	4.75%	3659	49.5	51.2	52.1	53.6	55.3	57.1	58.7	59.8	61.9
20. OFFICERS---1965	55.68	2.51	4.51%	549	50.4	51.5	52.4	54.0	55.7	57.3	58.8	59.6	62.2
21. ENLISTED MEN '65	55.12	2.65	4.81%	792	49.1	50.8	51.8	53.3	55.0	56.8	58.5	59.6	61.8
23. BASIC TRAINEE '65	55.36	2.63	4.75%	2527	49.4	51.2	52.1	53.6	55.3	57.1	58.7	59.8	62.0
24. NAVY FLYERS '64	55.50	2.48	4.47%	1529	50.1	51.5	52.3	53.8	55.4	57.2	58.8	59.7	61.4
25. USAF FLY PRSNL '67	55.76	2.49	4.47%	2420	50.1	51.7	52.6	54.1	55.7	57.4	59.0	59.9	61.9
26. STUDENT PLT '67	55.78	2.36	4.23%	505	51.2	52.0	52.7	54.1	55.7	57.4	58.9	59.8	61.8
27. RATED PILOTS '67	55.86	2.49	4.46%	1187	50.0	51.8	52.7	54.2	55.9	57.5	59.0	60.0	61.9
28. SOT NAVIGAT '67	55.88	2.55	4.56%	188		51.7	52.6	54.1	55.8	57.6	59.3	60.3	
29. RTD NAVIGAT '67	55.56	2.55	4.59%	505	49.9	51.5	52.4	53.8	55.5	57.2	58.9	59.9	61.8
30. ARMY SOLDIERS '66	54.06	2.73	5.05%	6682	47.7	49.7	50.7	52.2	54.0	55.9	57.7	58.7	60.6
31. NAVY ENLISTED '66	53.68	2.64	4.92%	4035	47.9	49.5	50.4	51.9	53.6	55.4	57.1	58.1	60.1
33. MARINE ENLIST '66	54.23	2.63	4.85%	2008	48.4	50.0	50.8	52.4	54.2	56.0	57.7	58.6	60.2
36. ARMY AVIATORS '70	53.00	2.56	4.83%	1482	47.2	48.9	49.8	51.3	52.9	54.6	56.3	57.4	59.7
37. HEALTH EXAM/M '62	54.15	2.89	5.34%	3091	46.8	49.3	50.5	52.3	54.3	56.2	58.1	59.3	61.7
38. HLIH EX/M 25-40	54.73	2.80	5.12%	1012	47.7	50.1	51.2	52.9	54.8	56.8	58.6	59.7	61.8
39. LAW-ENFORCER-DEEQR	55.94	2.47	4.42%	2984	50.5	52.0	52.8	54.2	55.9	57.6	59.2	60.1	62.0
45. AUSTRALIAN PILOT/F	52.29	2.46	4.70%	35	(48.2	49.1	50.6	52.3	53.9	55.4	56.3	57.3	58.9
47. SWEDISH-IND-MRBE	49.80	2.80	5.62%	77	(45.2	46.6	48.9	50.9	52.6	54.5	56.3	57.3	58.9
48. NATO SURVEY-60/61	52.77	2.56	4.85%	3325	47.8	48.9	49.6	50.9	52.6	54.5	56.3	57.3	58.9
49. TURKISH MIL. '60	52.29	2.32	4.44%	912	47.6	48.8	49.5	50.6	52.1	53.8	55.5	56.4	57.8
50. GREEK MILIT '61	52.36	2.48	4.74%	1071	47.8	48.9	49.5	50.5	52.1	54.0	55.8	56.9	58.6
51. ITALIAN MIL. '61	53.42	2.63	4.92%	1342	47.9	49.2	50.0	51.6	53.4	55.3	56.9	57.9	59.6
52. BANTU MINERS	53.67	2.50	4.66%	485		49.7	50.3	52.0	53.8	55.5	57.1	58.1	
53. FRENCH ARMY	53.79	2.66	4.95%	794		49.5	50.3	52.0	53.8	55.5	57.1	58.3	
54. FRENCH PILOTS	55.40	1.88	3.39%	55		52.5	52.9	54.3	55.4	56.9	57.5	58.1	
55. FRENCH STUD PILOT	54.76	2.16	3.94%	101		51.0	52.1	53.4	54.5	56.0	57.0	58.7	
56. FRENCH NAVY -I	54.13	2.28	4.21%	212		50.3	51.2	52.8	54.2	55.6	56.9	57.9	
57. FRENCH NAVY -II	55.01	2.03	3.69%	100		51.7	52.0	53.6	54.9	56.8	57.6	58.5	
58. GERMAN TANKERS	55.04	2.53	4.60%	303		50.5	51.7	53.4	55.1	56.7	58.1	58.9	
59. GERMAN AVIATORS	54.51	2.48	4.55%	1006	48.8	50.6	51.4	52.8	54.4	56.1	57.8	58.8	60.6
65. ROYAL ARMOR CORP	55.16	2.48	4.50%	500		51.2	52.0	53.6	55.0	56.6	58.3	59.6	
66. ROYAL AIR FORCE	55.89	2.53	4.53%	2000	50.6	51.9	52.7	54.1	55.8	57.5	59.2	60.3	62.4
67. RAF AIRCREW	55.61	2.52	4.53%	200		51.2	52.4	53.8	55.5	57.0	58.4	59.8	
68. RCAF PILOTS	55.52	2.56	4.61%	314		51.5	52.3	53.8	55.4	57.4	58.9	60.1	
69. RCAF NAVIGATORS	55.37	2.53	4.57%	290		51.3	52.0	53.5	55.3	57.4	58.9	59.9	
70. NEW ZEALAND AIRF.	54.59	2.58	4.73%	238	(50.3	52.0	53.8	55.5	57.2	58.9	60.6	62.4	

ENGLISH VALUES	MEAN	STD DEV	COEF OF V	-V-	1ST	5TH	10TH	25TH	50TH	75TH	90TH	95TH	99TH
529. KNEE HEIGHT, SITTING-CONTINUED													
12. BLH EXLZ-25-50	19.68	1.07	5.44%	1165	17.5	17.9	18.3	19.0	19.7	20.5	21.1	21.5	22.4
13. AIR TRAFFIC CNTRL	21.74	.96	4.42%	678		20.1	20.4	20.9	21.6	22.2	22.8	23.2	
15. A.A.F. CADETS '42	22.00	1.00	4.55%	2959		20.4	20.7	21.3	22.0	22.6	23.2	23.6	
16. A.A.F. GUNNERS '42	21.50	1.00	4.65%	583		19.8	20.1	20.8	21.5	22.1	22.6	23.0	24.0
18. USAF FLY PRSNL '50	21.67	.98	4.52%	4000		20.1	20.4	21.0	21.7	22.3	22.9	23.3	
19. USAF SURVEY 1965	21.79	1.03	4.73%	3859		20.1	20.5	21.1	21.8	22.5	23.1	23.5	24.4
20. OFFICERS---1965	21.92	.99	4.52%	549		19.8	20.3	21.2	21.9	22.6	23.1	23.5	24.5
21. ENLISTED MEN '65	21.70	1.04	4.79%	732		19.3	20.0	21.0	21.7	22.4	23.1	23.5	24.3
23. BASIC TRAINEES	21.79	1.04	4.77%	2527		19.5	20.2	21.1	21.8	22.5	23.1	23.5	24.4
24. NAVY FLYERS '64	21.85	.98	4.49%	1529		19.7	20.3	21.2	21.8	22.5	23.1	23.5	24.2
25. USAF FLY PRSNL '67	21.95	.98	4.46%	2420		19.7	20.4	21.3	21.9	22.6	23.2	23.6	24.4
26. STUDENT PLY '67	21.96	.93	4.23%	505		20.2	20.5	21.3	21.9	22.6	23.2	23.6	24.3
27. RATED PILOTS '67	21.99	.98	4.46%	1187		19.7	20.4	21.3	22.0	22.6	23.2	23.6	24.4
28. SOT NAVIGAT '67	22.00	1.00	4.55%	188		20.4	20.7	21.3	22.0	22.7	23.3	23.7	
29. RTD NAVIGAT '67	21.87	1.01	4.62%	505		19.6	20.3	21.2	21.8	22.5	23.2	23.6	24.3
30. ARMY SOLDIERS '66	21.28	1.08	5.08%	6682		18.8	19.6	20.0	21.3	22.0	22.7	23.1	23.9
31. NAVY ENLISTED '66	21.13	1.04	4.92%	4095		18.9	19.5	20.4	21.1	21.8	22.5	22.9	23.7
33. MARINE ENLIST '66	21.35	1.03	4.82%	2008		19.1	19.7	20.0	21.3	22.1	22.7	23.1	23.7
36. ARMY AVIATORS '70	20.87	1.01	4.84%	1482		19.3	19.6	20.2	20.8	21.5	22.2	22.6	
37. HEALTH EXAM/M '62	21.32	1.14	5.35%	3031		18.4	19.4	19.9	21.4	22.1	22.9	23.4	24.3
38. HLTH EX/M 25-40	21.55	1.10	5.10%	1012		18.8	19.7	20.2	21.6	22.3	23.1	23.5	24.3
39. LAB-ENFORCE-DEECB	22.02	.97	4.41%	2984		19.9	20.5	21.4	22.0	22.7	23.3	23.7	24.4
45. AUSTRAL N PILOT/F	20.59	.97	4.71%	35		19.0	19.3	19.9	20.6	21.2	21.8	22.2	
47. SWEISH-IND-4832E	19.60	1.10	5.61%	77		(17.8)	(18.9)	(20.3)	(21.4)	(22.6)	(23.7)	(24.8)	
48. NATO SURVEY-60/61	20.77	1.01	4.86%	3325		18.8	19.3	19.5	20.7	21.5	22.2	22.6	23.2
49. TURKISH MIL. '60	20.59	.91	4.42%	912		18.7	19.2	19.5	20.5	21.2	21.8	22.2	22.8
50. GREEK MILIT '61	20.61	.98	4.75%	1071		18.8	19.3	19.5	20.5	21.2	22.0	22.4	23.1
51. ITALIAN MIL. '61	21.03	1.03	4.90%	1342		18.9	19.4	19.7	21.0	21.8	22.4	22.8	23.5
52. BANTU MINERS	21.13	.98	4.64%	485		19.6	19.6	19.6	21.1	21.9	22.5	22.9	
53. FRENCH ARMY	21.18	1.05	4.96%	794		19.5	19.8	20.5	21.2	21.9	22.5	23.0	
54. FRENCH PILOTS	21.81	.74	3.39%	55		20.7	20.8	21.4	21.8	22.4	22.6	22.9	
55. FRENCH STUO PILOT	21.56	.85	3.94%	101		20.1	20.5	21.0	21.5	22.0	22.8	23.1	
56. FRENCH NAVY -I	21.31	.90	4.22%	212		19.8	20.2	20.8	21.3	21.9	22.4	22.8	
57. FRENCH NAVY -II	21.66	.80	3.69%	100		20.4	20.5	21.1	21.6	22.4	22.7	23.0	
58. GERMAN TANKERS	21.67	.99	4.57%	303		19.9	20.4	21.0	21.7	22.3	22.9	23.2	
59. GERMAN AVIATORS	21.46	.98	4.57%	1006		19.9	20.3	20.8	21.4	22.1	22.7	23.1	
65. ROYAL ARMOR CORP	21.72	.98	4.51%	500		20.2	20.5	21.1	21.7	22.3	23.0	23.5	24.6
66. ROYAL AIR FORCE	22.00	1.00	4.55%	2000		19.9	20.6	21.2	21.9	22.4	23.0	23.5	
67. RAF AIRCREW	21.89	.99	4.52%	200		20.2	20.6	21.2	21.7	22.6	23.2	23.7	
68. RCAF PILOTS	21.86	1.01	4.62%	314		20.3	20.6	21.2	21.7	22.6	23.2	23.6	
69. RCAF NAVIGATORS	21.80	1.00	4.59%	290		20.2	20.5	21.1	21.8	22.6	23.2	23.6	
70. NEW ZEALAND AIRF.	21.49	1.02	4.75%	238		(19.8)	(20.8)	(22.2)	(23.2)	(24.2)	(25.2)	(26.2)	

METRIC VALUES	MEAN	STD DEV	COEF OF V	-V-	1ST	5TH	10TH	25TH	50TH	75TH	90TH	95TH	99TH
529. KNEE HEIGHT, SITTING-CONTINUED													
75. LATIN AMERICANS	51.20	2.50	4.88%	1985		46.9	47.8	49.4	50.9	52.6	54.3	55.4	
76. AUSTRALIAN PILOT/M	56.52	2.39	4.23%	75		52.6	53.5	54.8	56.5	58.1	59.6	60.4	
78. SOUTH AFRICANS	54.81	2.75	5.02%	1442		48.9			54.0			58.5	
80. JAPANESE AIRFORCE	49.43	2.11	4.27%	1176		46.2	46.8	48.0	49.4	50.8	52.1	52.9	
81. JAPAN AF PILOTS	49.66	2.00	4.03%	210		46.6	47.2	48.3	49.6	50.9	52.2	53.0	
82. JAPAN AF NAVIG	49.54	2.05	4.14%	538		46.4	47.0	48.2	49.5	50.9	52.2	53.0	
83. JAPANESE PILOTS	49.06	2.37	4.83%	178		45.4	46.0	47.4	48.8	50.7	52.0	53.4	
84. THAI MILITARY	50.80	2.20	4.33%	2950		47.5	48.0	49.5	51.0	52.5	53.5	54.5	
85. VIETNAM MILITARY	47.88	2.22	4.64%	2127		44.4	45.1	46.4	47.8	49.3	50.8	51.7	53.2
86. R.O.K.A.F. PILOTS	49.96	2.08	4.16%	264		46.7	47.2	48.5	49.9	51.4	52.6	53.3	
88. SWEDISH IND WKR/M	52.80	3.00	5.68%	86		(47.9)	(50.8)	(53.8)	(54.8)	(57.0)	(59.2)	(57.7)	
89. SWEDISH AVIATORS	55.39	2.33	4.21%	240		(51.6)	(54.8)	(57.0)	(59.2)	(61.4)	(63.6)	(65.8)	
90. IRANIAN MILITARY	51.53	2.23	4.33%	9414		47.9	48.7	50.0	51.5	53.0	54.4	55.3	
532. KNEE-TO-KNEE BREADTH.....													
1. STEWARDESSES 1971	17.73	.85	4.79%	423		16.4	16.6	17.1	17.7	18.2	18.8	19.2	
3. WAS PILOTS 1942	19.20	1.50	7.81%	444		17.1	17.5	18.2	19.0	20.0	21.2	21.9	
4. AAE-NURSES-----1942	19.20	1.40	7.29%	132		17.2	17.6	18.2	19.0	20.0	20.9	21.3	
15. A.A.F. CADETS '42	19.80	1.00	5.05%	2959		18.1	18.3	19.0	19.6	20.4	20.9	21.4	
16. A.A.F. GUNNERS '42	19.40	1.00	5.15%	583		17.7	18.1	18.6	19.3	19.9	20.6	20.9	
18. USAF FLY PRSNL '50	20.11	1.25	6.22%	4000	17.6	18.3	18.6	19.2	20.0	20.9	21.8	22.4	23.6
19. USAF SURVEY 1965	21.80	1.99	9.13%	3869	18.4	19.1	19.5	20.4	21.5	23.0	24.5	25.5	27.5
20. OFFICERS-----1965	22.92	1.80	7.85%	549	19.2	20.1	20.7	21.7	22.9	24.1	25.3	26.0	27.4
21. ENLISTED MEN '65	22.45	2.13	9.48%	792	19.7	19.4	19.9	20.9	22.2	23.7	25.3	26.4	29.0
23. BASIC-IRANIEES	21.35	1.82	8.52%	2527	18.2	18.9	19.3	20.1	21.1	22.4	23.8	24.8	27.0
48. NATO SURVEY-60/61	20.66	1.21	5.86%	3325	18.2	18.8	19.2	19.8	20.6	21.4	22.2	22.8	24.0
49. TURKISH MIL '60	20.49	1.24	6.05%	912	18.0	18.7	19.1	19.6	20.3	21.2	22.2	22.8	24.1
50. GREEK MILIT '61	20.73	1.18	5.69%	1071	18.3	19.0	19.3	19.9	20.6	21.5	22.3	22.8	23.9
51. ITALIAN MIL '61	20.72	1.21	5.84%	1342	18.4	18.9	19.2	19.9	20.6	21.4	22.3	22.8	24.2
59. GERMAN AVIATORS	20.39	1.21	5.93%	1006	18.0	18.5	18.9	19.5	20.3	21.2	22.0	22.5	23.5
61. GERMANS/25-40 YRS	21.10	1.60	7.58%	2643		19.3	20.1	20.6	21.4	22.4	23.5	24.5	
85. R.O.K.A.F. PILOTS	19.76	1.55	7.84%	254		17.6	18.0	18.7	19.7	20.4	21.5	22.3	
539. LARYNX TO WALL.....													
18. USAE-ELY PRSNL '50	17.65	1.18	6.69%	4000	14.8	15.7	16.1	16.9	17.7	18.5	19.2	19.6	20.3
86. R.O.K.A.F. PILOTS	16.45	1.17	7.11%	254		14.5	15.0	15.7	16.4	17.3	17.9	18.3	
543. LATERAL MALLEOLUS HEIGHT.....													
7. AIR FORCE WMN '68	6.77	.59	8.71%	1905	5.3	5.8	6.0	6.4	6.8	7.2	7.6	7.8	8.3
8. WAF-NURSE OFCRS	6.79	.60	8.84%	548	5.3	5.8	6.0	6.4	6.8	7.2	7.6	7.8	8.3
9. ENLISTED WAFS/M	6.80	.57	8.38%	1216	5.4	5.9	6.1	6.4	6.8	7.2	7.6	7.8	8.3
10. ENLISTED WAFS/B	6.53	.61	9.34%	131		5.5	5.7	6.1	6.5	7.0	7.4	7.6	

ENGLISH VALUES	MEAN	STD DEV	COEF OF V	-V-	1ST	5TH	10TH	25TH	50TH	75TH	90TH	95TH	99TH
529. KNEE HEIGHT, SITTING-CONTINUED													
75. LATIN AMERICANS	20.20	1.00	4.95%	1985		18.5	18.8	19.4	20.0	20.7	21.4	21.8	
76. AUSTRALIAN PILOT/M	22.25	.94	4.22%	75		20.7	21.1	21.6	22.2	22.9	23.5	23.8	
78. SOUTH AFRICANS	21.58	1.08	5.00%	1442		19.3			21.3			23.0	
80. JAPANESE AIRFORCE	19.45	.83	4.27%	1176		18.2	18.4	18.9	19.4	20.0	20.5	20.8	
81. JAPAN AF PILOTS	19.55	.79	4.04%	210		18.3	18.6	19.0	19.5	20.0	20.6	20.9	
82. JAPAN AF NAVIG	19.50	.81	4.15%	538		18.3	18.5	19.0	19.5	20.0	20.6	20.9	
83. JAPANESE PILOTS	19.31	.93	4.82%	178		17.9	18.1	18.7	19.2	20.0	20.5	21.0	
84. THAI MILITARY	20.00	.86	4.30%	2950		18.7	18.9	19.5	20.1	20.7	21.1	21.5	
85. VIETNAM MILITARY	18.85	.87	4.62%	2127		17.5	17.8	18.3	18.8	19.4	20.0	20.4	21.0
86. R.O.K.A.F. PILOTS	19.67	.82	4.17%	264		18.4	18.6	19.1	19.6	20.3	20.7	21.0	
88. SWEDISH INO WKR/M	20.78	1.18	5.68%	86		(18.8)	(20.3)	(21.2)	(21.6)	(22.4)	(23.3)	(22.7)	
89. SWEDISH AVIATORS	21.81	.92	4.22%	240		(20.3)	(21.2)	(21.6)	(22.4)	(23.3)	(24.2)	(25.1)	
90. IRANIAN MILITARY	20.29	.88	4.34%	9414		18.9	19.2	19.7	20.3	20.9	21.4	21.8	
532. KNEE-TO-KNEE BREADTH.....													
1. STEWARDESSES 1971	6.98	.33	4.73%	423		6.5	6.5	6.7	7.0	7.2	7.4	7.6	
3. WAS PILOTS 1942	7.60	.60	7.85%	444		6.7	6.9	7.2	7.5	7.9	8.3	8.6	
4. AAE-NURSES---1942	7.50	.50	6.67%	152		6.8	6.9	7.2	7.5	7.9	8.2	8.4	
15. A.A.F. CADETS '42	7.80	.40	5.13%	2959		7.1	7.2	7.5	7.7	8.0	8.2	8.4	
16. A.A.F. GUNNERS '42	7.60	.40	5.26%	583		6.9	7.1	7.3	7.6	7.8	8.1	8.2	
18. USAF FLY PRSNL '50	7.92	.49	6.19%	4000	6.9	7.2	7.3	7.6	7.9	8.2	8.6	8.8	9.3
19. USAF SURVEY 1965	8.58	.78	9.09%	3859	7.2	7.5	7.7	8.0	8.5	9.1	9.7	10.0	10.8
20. OFFICERS---1965	9.02	.71	7.87%	549	7.6	7.9	8.1	8.5	9.0	9.5	9.9	10.2	10.8
21. ENLISTED MEN '65	8.84	.84	9.50%	792	7.4	7.6	7.8	8.3	8.8	9.3	9.9	10.4	11.4
23. BASIC TRAINEES	8.41	.72	8.56%	2527	7.2	7.5	7.6	7.9	8.3	8.8	9.4	9.8	10.6
48. NATO SURVEY-60/61	8.13	.48	5.90%	3325	7.2	7.4	7.6	7.8	8.1	8.4	8.8	9.0	9.5
49. TURKISH MIL '60	8.07	.49	6.07%	912	7.1	7.4	7.5	7.7	8.0	8.4	8.7	9.0	9.5
50. GREEK MILIT '61	8.16	.47	5.76%	1071	7.2	7.5	7.6	7.8	8.1	8.4	8.8	9.0	9.4
51. ITALIAN MIL '61	8.16	.48	5.88%	1342	7.2	7.4	7.6	7.8	8.1	8.4	8.8	9.0	9.5
59. GERMAN AVIATORS	8.03	.48	5.98%	1006	7.1	7.3	7.4	7.7	8.0	8.3	8.6	8.8	9.3
61. GERMANS/25-40 YRS	8.31	.63	7.58%	2643		7.6	7.9	8.1	8.4	8.8	9.3	9.6	
86. R.O.K.A.F. PILOTS	7.78	.61	7.84%	254		6.9	7.1	7.4	7.8	8.0	8.5	8.8	
539. LARYNX TO WALL.....													
18. USAE_ELY_PBSNL '50	6.95	.46	6.62%	4000	5.8	6.2	6.4	6.6	7.0	7.3	7.5	7.7	8.0
86. R.O.K.A.F. PILOTS	6.47	.46	7.11%	264		5.7	5.9	6.2	6.5	6.8	7.0	7.2	
543. LATERAL MALLEOLUS HEIGHT.....													
7. AIR FORCE WMN '68	2.67	.23	8.61%	1905	2.1	2.3	2.4	2.5	2.7	2.8	3.0	3.1	3.3
8. WAF-NURSE OFCRS	2.67	.23	8.61%	548	2.1	2.3	2.4	2.5	2.7	2.8	3.0	3.1	3.3
9. ENLISTED WAFS/M	2.68	.23	8.58%	1216	2.1	2.3	2.4	2.5	2.7	2.8	3.0	3.1	3.3
10. ENLISTED WAFS/B	2.57	.24	9.34%	131		2.2	2.3	2.4	2.6	2.8	2.9	3.0	

METRIC VALUES	MEAN	STD DEV	COEF OF V	-N-	1ST	5TH	10TH	25TH	50TH	75TH	90TH	95TH	99TH
543. LATERAL MALLEOLUS HEIGHT-CONTINUED													
18. USAF FLY PRSNL '50	6.94	.56	8.07%	4000	5.7	6.0	6.2	6.6	6.9	7.3	7.7	7.9	8.4
19. USAF SURVEY 1965	7.17	.63	8.79%	3859	5.7	6.1	6.4	6.7	7.2	7.6	8.0	8.2	8.7
20. OFFICERS---1965	7.26	.62	8.52%	549	5.9	6.3	6.5	6.9	7.2	7.7	8.1	8.4	8.9
21. ENLISTED MEN '65	7.13	.62	8.70%	792	5.8	6.1	6.3	6.7	7.1	7.5	7.9	8.1	8.6
23. BASIC TRAINEE '65	7.16	.63	8.80%	2527	5.7	6.1	6.3	6.7	7.1	7.6	8.0	8.2	8.7
25. USAF FLY PRSNL '67	7.04	.54	7.67%	2420	5.8	6.2	6.4	6.7	7.0	7.4	7.7	7.9	8.4
26. STUDENT PLT '67	7.03	.55	7.82%	205	5.8	6.1	6.3	6.7	7.0	7.4	7.7	7.9	8.4
27. RATED PILOTS '67	7.05	.53	7.52%	1187	5.8	6.2	6.4	6.7	7.1	7.4	7.7	7.9	8.5
28. SOT NAVIGAT '67	6.98	.55	7.88%	188	5.8	6.0	6.2	6.6	7.0	7.4	7.7	7.9	8.3
29. BID NAVIGAT '62	7.05	.56	7.94%	505	5.8	6.2	6.4	6.7	7.0	7.4	7.7	7.9	8.3
46. JAPANESE CIV. WMN	6.00	.50	8.33%	1622	(5.2)	(5.7)	(6.3)	(6.9)	(7.1)	(7.3)	(7.6)	(7.8)	(8.3)
47. SWEDISH IND WKBZE	7.00	.60	8.33%	3325	(6.0)	(6.3)	(6.6)	(6.9)	(7.2)	(7.6)	(7.9)	(8.1)	(8.5)
48. NATO SURVEY-60/61	7.20	.60	8.33%	3325	6.0	6.3	6.4	6.8	7.2	7.6	7.9	8.1	8.5
49. TURKISH MIL. '60	7.17	.54	7.53%	912	6.1	6.4	6.5	6.8	7.2	7.6	7.9	8.1	8.4
50. GREEK MILIT '61	7.07	.60	8.49%	1471	5.9	6.2	6.4	6.6	7.0	7.5	7.9	8.1	8.4
51. ITALIAN MIL. '61	7.31	.62	8.48%	1342	6.1	6.3	6.4	6.9	7.3	7.7	8.0	8.2	8.8
52. BANTU MINERS	6.30	.71	11.27%	485	5.2	5.2	5.2	5.5	5.9	6.3	6.6	6.8	7.6
53. FRENCH ARMY	5.89	.56	9.51%	794	4.9	4.9	5.0	5.3	5.9	6.3	6.6	6.8	7.6
54. FRENCH PILOTS	5.95	.61	10.25%	65	5.0	5.0	5.3	5.7	5.9	6.4	6.6	6.8	7.6
55. FRENCH STUD PILOT	5.93	.49	8.26%	101	5.2	5.2	5.4	5.6	5.9	6.3	6.6	6.8	7.6
56. FRENCH NAVY -I	5.80	.54	9.31%	212	4.9	4.9	5.2	5.4	5.8	6.2	6.5	6.8	7.6
57. FRENCH NAVY -II	5.54	.62	11.19%	100	4.6	4.6	4.8	5.1	5.5	6.0	6.4	6.6	7.6
59. GERMAN AVIATORS	7.74	.63	8.14%	1036	6.1	6.8	7.0	7.3	7.7	8.1	8.6	8.8	9.2
79. JAPANESE CIV. MEN	6.60	.50	7.58%	1870	(5.8)	(6.3)	(6.8)	(7.3)	(7.7)	(8.1)	(8.6)	(8.8)	(9.2)
86. R.O.K.A.F. PILOTS	7.02	.58	8.26%	264	(6.2)	(6.7)	(7.2)	(7.7)	(8.1)	(8.6)	(9.1)	(9.4)	(9.8)
88. SWEDISH IND WKR/M	7.50	.20	2.67%	87	(7.2)	(7.2)	(7.2)	(7.4)	(7.4)	(7.6)	(7.6)	(7.8)	(8.2)
547. LIP LENGTH.....													
7. AIR FORCE WMN '68	4.38	.42	9.59%	1905	3.5	3.7	3.8	4.1	4.4	4.7	4.9	5.1	5.4
8. WAF-NURSE OFCRS	4.41	.41	9.30%	548	3.5	3.8	3.9	4.1	4.4	4.7	5.0	5.1	5.4
9. ENLISTED WAFS/M	4.31	.40	9.28%	1216	3.4	3.7	3.8	4.0	4.3	4.6	4.8	5.0	5.3
10. ENLISTED WAFS/B	4.85	.38	7.84%	131	4.2	4.2	4.4	4.6	4.9	5.1	5.4	5.5	5.8
18. USAF FLY PRSNL '50	5.16	.36	6.98%	4000	4.4	4.6	4.7	4.9	5.1	5.4	5.6	5.8	6.0
19. USAF SURVEY 1965	4.87	.44	9.03%	3869	3.9	4.1	4.3	4.6	4.9	5.2	5.4	5.6	5.9
20. OFFICERS---1965	5.19	.39	7.51%	549	4.3	4.6	4.7	4.9	5.2	5.5	5.7	5.9	6.2
21. ENLISTED MEN '65	4.96	.40	8.06%	792	4.1	4.3	4.5	4.7	5.0	5.2	5.5	5.6	6.0
23. BASIC TRAINEE '65	4.77	.43	9.01%	2527	3.8	4.1	4.2	4.5	4.8	5.1	5.3	5.5	5.8
24. NAVY FLYERS '64	5.14	.43	8.37%	1529	4.1	4.5	4.6	4.9	5.1	5.4	5.7	5.9	6.1
25. USAF FLY PRSNL '67	5.23	.37	7.07%	2420	4.3	4.6	4.8	5.0	5.2	5.5	5.7	5.8	6.1
26. STUDENT PLT '67	5.13	.40	7.80%	505	4.2	4.5	4.6	4.9	5.1	5.4	5.6	5.8	6.1
27. RATED PILOTS '67	5.27	.36	6.83%	1187	4.4	4.7	4.8	5.0	5.3	5.5	5.7	5.9	6.2
28. SOT NAVIGAT '67	5.15	.38	7.38%	198	4.5	4.5	4.7	4.9	5.2	5.4	5.6	5.8	6.2

ENGLISH VALUES	MEAN	STD DEV	COEF OF V	-N-	1ST	5TH	10TH	25TH	50TH	75TH	90TH	95TH	99TH
543.---LATERAL-MALEOLUS HEIGHT-CONTINUED													
18.USAF FLY PRSNL'50	2.73	.22	8.06%	4000	2.3	2.4	2.5	2.6	2.7	2.9	3.0	3.1	3.3
19.USAF SURVEY 1965	2.82	.25	8.87%	3859	2.3	2.4	2.5	2.7	2.8	3.0	3.1	3.2	3.4
20. OFFICERS---1965	2.87	.24	8.36%	549	2.3	2.5	2.6	2.7	2.9	3.0	3.2	3.3	3.5
21. ENLISTED MEN'65	2.81	.25	8.90%	792	2.3	2.4	2.5	2.6	2.8	3.0	3.1	3.2	3.4
23. BASIC TRAINEE65	2.82	.25	8.87%	2527	2.3	2.4	2.5	2.6	2.8	3.0	3.1	3.2	3.4
25.USAF FLY PRSNL'67	2.77	.21	7.58%	2420	2.3	2.4	2.5	2.6	2.8	2.9	3.0	3.1	3.3
26. STUDENT PLT '67	2.77	.22	7.94%	505	2.3	2.4	2.5	2.6	2.8	2.9	3.0	3.1	3.3
27. RATED PILOTS'67	2.78	.21	7.55%	1187	2.3	2.4	2.5	2.6	2.8	2.9	3.0	3.1	3.3
28. SOT NAVIGAT '67	2.75	.22	8.00%	188	2.3	2.4	2.5	2.6	2.8	2.9	3.0	3.1	3.3
29.---BIO-NAVIGAT--'62	2.77	.22	7.94%	505	2.3	2.4	2.5	2.6	2.8	2.9	3.1	3.2	3.3
46.JAPANESE CIV. WMN	2.40	.20	8.33%	1622	(2.3)	(2.1)	(2.5)	(2.3)	(2.8)	(2.5)	(2.7)	(2.9)	(3.1)
47.SWEDISH-IND-UKRLE	2.75	.07	2.55%	77	(2.6)	(2.6)	(2.7)	(2.7)	(2.7)	(2.8)	(2.9)	(3.0)	(3.1)
48.NATO SURVEY-60/61	2.63	.24	8.48%	3325	2.4	2.5	2.5	2.7	2.9	3.0	3.1	3.2	3.3
49. TURKISH MIL.'60	2.82	.21	7.45%	912	2.4	2.5	2.6	2.7	2.8	3.0	3.1	3.2	3.3
50. GREEK MILIT '61	2.78	.23	8.27%	1071	2.3	2.4	2.5	2.6	2.8	3.0	3.1	3.2	3.3
51. ITALIAN MIL.'61	2.88	.24	8.33%	1342	2.4	2.5	2.5	2.7	2.9	3.0	3.2	3.2	3.5
52.BANTU MINERS	2.48	.28	11.29%	485	2.0	2.0	2.0	2.2	2.5	2.5	2.6	2.7	3.0
53.FRENCH ARMY	2.32	.22	9.46%	794	1.9	1.9	2.0	2.2	2.3	2.5	2.6	2.7	3.0
54.FRENCH PILOTS	2.34	.24	10.26%	65	2.0	2.0	2.1	2.2	2.3	2.5	2.6	2.7	3.0
55.FRENCH STUD PILOT	2.33	.19	8.15%	101	2.0	2.0	2.1	2.2	2.3	2.5	2.6	2.6	3.0
56.FRENCH NAVY -I	2.28	.21	9.21%	212	1.9	1.9	2.0	2.1	2.3	2.4	2.6	2.7	3.0
57.FRENCH NAVY -II	2.18	.24	11.01%	100	1.8	1.8	1.9	2.0	2.2	2.4	2.5	2.6	3.0
59.GERMAN AVIATORS	3.05	.25	8.20%	1006	2.4	2.7	2.8	2.9	3.0	3.2	3.4	3.5	3.6
79.JAPANESE CIV. MEN	2.60	.20	7.69%	1870	(2.3)	(2.3)	(2.5)	(2.5)	(2.7)	(2.7)	(2.9)	(2.9)	(3.1)
86.R.O.K.A.F. PILOTS	2.77	.23	8.30%	264	2.4	2.4	2.5	2.6	2.7	2.9	3.0	3.1	3.1
88.SWEDISH IND WKR/M	2.95	.07	2.37%	87	(2.8)	(2.8)	(2.9)	(2.9)	(3.0)	(3.0)	(3.1)	(3.1)	(3.1)
547. LIP LENGTH.....													
7.AIR FORCE WMN '68	1.72	.17	9.88%	1905	1.4	1.5	1.5	1.6	1.7	1.8	1.9	2.0	2.1
8. WAF-NURSE OFCRS	1.74	.16	9.20%	548	1.4	1.5	1.5	1.6	1.7	1.8	2.0	2.0	2.1
9. ENLISTED WAFS/M	1.70	.16	9.41%	1216	1.4	1.4	1.5	1.6	1.7	1.8	1.9	2.0	2.1
10.---ENLISTED-WAESCB	1.91	.15	7.85%	131	1.7	1.7	1.7	1.8	1.9	2.0	2.1	2.2	2.4
18.USAF FLY PRSNL'50	2.03	.14	6.90%	4000	1.7	1.8	1.9	1.9	2.0	2.1	2.2	2.3	2.4
19.USAF SURVEY 1965	1.92	.17	8.85%	3859	1.5	1.6	1.7	1.8	1.9	2.0	2.1	2.2	2.3
20. OFFICERS---1965	2.04	.15	7.35%	549	1.7	1.8	1.9	1.9	2.0	2.2	2.2	2.3	2.4
21. ENLISTED MEN'65	1.95	.16	8.21%	792	1.6	1.7	1.8	1.9	2.0	2.1	2.2	2.2	2.4
23. BASIC TRAINEE65	1.88	.17	9.04%	2527	1.5	1.6	1.7	1.8	1.9	2.0	2.1	2.2	2.3
24.NAVY FLYERS '64	2.02	.17	8.42%	1529	1.6	1.8	1.8	1.9	2.0	2.1	2.2	2.3	2.4
25.USAF FLY PRSNL'67	2.06	.15	7.28%	2420	1.7	1.8	1.9	2.0	2.1	2.2	2.2	2.3	2.4
26. STUDENT PLT '67	2.02	.16	7.92%	505	1.6	1.8	1.8	1.9	2.0	2.1	2.2	2.3	2.4
27. RATED PILOTS'67	2.07	.14	6.76%	1187	1.7	1.8	1.9	2.0	2.1	2.2	2.3	2.3	2.4
28. SOT NAVIGAT '67	2.03	.15	7.39%	188	1.8	1.8	1.8	1.9	2.0	2.1	2.2	2.3	2.4

METRIC VALUES	MEAN	STD DEV	COEF OF V	-N-	1ST	5TH	10TH	25TH	50TH	75TH	90TH	95TH	99TH
547. LIP LENGTH-CONTINUED													
29. RTO NAVIGAT '67	5.25	.35	6.65%	505	4.4	4.7	4.8	5.0	5.3	5.5	5.7	5.8	6.0
32. NAVY DIVERS '72	5.20	.40	7.69%	100		4.5	4.7	4.9	5.2	5.5	5.7	5.9	
39. ALA-ENEBQGE-QEEQ3	5.15	.44	8.54%	2992	4.2	4.4	4.6	4.9	5.1	5.4	5.7	5.9	6.2
40. SLOVAK CIV--HOMEN	4.82	.35	7.26%	354		(4.2)	((4.6)	((5.1)	((5.4)	
48. NATO SURVEY-60/51	5.14	.34	6.61%	3325	4.3	4.6	4.7	4.9	5.1	5.4	5.6	5.7	6.0
49. TURKISH MIL '60	5.11	.36	7.05%	912	4.3	4.5	4.7	4.9	5.1	5.3	5.6	5.7	6.1
50. GREEK MILIT '61	5.09	.32	6.29%	1071	4.3	4.6	4.7	4.9	5.1	5.3	5.5	5.6	5.9
51. ITALIAN MIL '61	5.20	.33	6.35%	1342	4.5	4.7	4.8	5.0	5.2	5.4	5.6	5.8	6.0
53. FRENCH ARMY	5.19	.41	7.90%	794		4.5	4.7	4.9	5.2	5.5	5.7	5.9	
54. FRENCH PILOTS	5.36	.34	6.34%	65		4.8	4.9	5.1	5.4	5.6	5.7	5.9	
55. FRENCH STUD PILOT	5.07	.38	7.50%	101		4.4	4.6	4.8	5.1	5.3	5.6	5.7	
56. FRENCH NAVY -I	5.25	.38	7.24%	212		4.6	4.8	5.0	5.3	5.5	5.7	5.9	
57. FRENCH NAVY -II	5.39	.35	6.49%	100		4.8	4.9	5.1	5.4	5.7	5.9	5.9	
59. GERMAN AVIATORS	4.97	.36	7.24%	1006	4.1	4.4	4.5	4.7	5.0	5.2	5.4	5.6	5.9
74. SLOVAK CIVILIANS	5.42	.35	6.46%	90	((4.8)	((5.2)	((5.7)	((6.0)	
77. FRENCH YOUNG MEN	4.96	.33	6.65%	2000	((4.4)	((4.7)	((5.2)	((5.5)	
83. JAPANESE PILOTS	5.12	.43	8.40%	238		4.4	4.6	4.8	5.1	5.4	5.7	5.8	
86. R.O.K.A.F. PILOTS	4.89	.33	6.75%	254		4.4	4.5	4.7	4.9	5.1	5.3	5.5	
549. LIP LENGTH, SMILING.....													
19. USAF SURVEY 1965	5.69	.65	11.42%	3869	4.4	4.7	4.9	5.2	5.7	6.1	6.6	6.8	7.4
20. OFFICERS---1965	6.06	.61	10.07%	549	4.9	5.1	5.3	5.6	6.0	6.4	6.8	7.1	7.8
21. ENLISTED MEN '65	5.69	.64	11.25%	792	4.4	4.7	4.9	5.3	5.7	6.1	6.5	6.8	7.5
23. ---BASIC-IBAINEE65	5.61	.63	11.23%	2527	4.3	4.6	4.8	5.2	5.6	6.0	6.5	6.7	7.3
48. NATO SURVEY-60/61	6.42	.50	7.79%	3006	5.3	5.6	5.8	6.1	6.4	6.7	7.1	7.3	7.7
49. TURKISH MIL '60	6.40	.51	7.97%	593	5.3	5.6	5.8	6.1	6.4	6.7	7.1	7.3	7.7
50. GREEK MILIT '61	6.38	.49	7.68%	1071	5.3	5.6	5.8	6.0	6.4	6.7	7.0	7.2	7.6
51. ITALIAN MIL '61	6.46	.49	7.59%	1342	5.4	5.7	5.9	6.1	6.4	6.8	7.1	7.3	7.7
59. GERMAN AVIATORS	6.42	.55	8.57%	1006	5.3	5.5	5.7	6.0	6.4	6.8	7.1	7.3	7.7
552. LIP PROTRUSION TO WALL.....													
7. AIR FORCE WMN '68	19.30	1.06	5.49%	1905	17.1	17.7	18.0	18.6	19.2	19.9	20.7	21.2	22.3
8. WAF-NURSE OFCRS	19.35	1.04	5.37%	548	17.3	17.7	18.0	18.6	19.3	20.0	20.6	21.1	22.3
9. ENLISTED WAFS/W	19.16	.98	5.11%	1216	17.1	17.7	18.0	18.5	19.1	19.7	20.4	20.9	21.9
10. ---ENLISTED-WAFS/W	20.50	1.09	5.32%	131		19.0	19.2	19.7	20.4	21.1	22.0	22.6	
19. USAF SURVEY 1965	20.55	.91	4.43%	3859	18.5	19.1	19.4	19.9	20.5	21.2	21.7	22.1	22.7
20. OFFICERS---1965	20.95	.85	4.06%	549	19.0	19.5	19.8	20.4	21.0	21.5	22.0	22.3	22.9
21. ENLISTED MEN '65	20.59	.88	4.27%	792	18.8	19.2	19.5	20.0	20.6	21.2	21.8	22.1	22.8
23. BASIC TRAINEE65	20.45	.90	4.40%	2527	18.4	19.0	19.3	19.8	20.4	21.1	21.6	22.0	22.6
25. USAF FLY PRSNL '67	21.16	.86	4.06%	2420	19.1	19.7	20.0	20.6	21.2	21.8	22.3	22.5	23.0
26. STUDENT PLT '67	21.02	.88	4.19%	505	19.0	19.5	19.8	20.4	21.1	21.7	22.1	22.4	22.9
27. RATED PILOTS '67	21.21	.84	3.96%	1187	19.2	19.8	20.1	20.6	21.2	21.8	22.3	22.6	23.1

ENGLISH VALUES	MEAN	STD DEV	COEF OF V	-V-	1ST	5TH	10TH	25TH	50TH	75TH	90TH	95TH	99TH
547. LIP LENGTH-CONTINUED													
29. RIO NAVIGAT '67	2.07	.14	5.76%	505	1.7	1.8	1.9	2.0	2.1	2.2	2.3	2.3	2.4
32. NAVY DIVERS '72	2.05	.16	7.80%	100	1.7	1.8	1.8	1.9	2.1	2.2	2.3	2.3	2.4
39. LAH-ENGORGE-QUECB	2.03	.17	8.37%	2992	1.7	1.8	1.8	1.9	2.0	2.1	2.3	2.3	2.4
40. SLOVAK-GIV-WOMEN	1.90	.14	7.37%	354	(1.7)	(1.8)	(2.0)	(2.1)	
48. NATO SURVEY-60/61	2.02	.13	6.44%	3325	1.7	1.8	1.9	1.9	2.0	2.1	2.2	2.3	2.4
49. TURKISH MIL '60	2.01	.14	6.97%	912	1.7	1.8	1.8	1.9	2.0	2.1	2.2	2.3	2.4
50. GREEK MILIT '61	2.00	.13	6.50%	1071	1.7	1.8	1.8	1.9	2.0	2.1	2.2	2.3	2.4
51. ITALIAN MIL '61	2.05	.13	6.34%	1342	1.8	1.8	1.9	2.0	2.0	2.1	2.2	2.3	2.4
53. FRENCH ARMY	2.04	.16	7.84%	734		1.8	1.9	1.9	2.0	2.2	2.2	2.3	
54. FRENCH PILOTS	2.11	.13	6.16%	55		1.9	1.9	2.0	2.1	2.2	2.2	2.3	
55. FRENCH STUO PILOT	2.00	.15	7.50%	101		1.7	1.8	1.9	2.0	2.1	2.2	2.3	
56. FRENCH NAVY -I	2.07	.15	7.25%	212		1.8	1.9	2.0	2.1	2.2	2.2	2.3	
57. FRENCH NAVY -II	2.12	.14	6.60%	100		1.9	1.9	2.0	2.1	2.2	2.3	2.3	
59. GERMAN AVIATORS	1.96	.14	7.14%	1006	1.6	1.7	1.8	1.9	2.0	2.1	2.1	2.2	2.3
74. SLOVAK CIVILIANS	2.13	.14	6.57%	30	(1.9)	(2.0)	(2.2)	(2.4)	
77. FRENCH YOUNG MEN	1.95	.13	6.67%	2000	(1.7)	(1.9)	(2.0)	(2.2)	
83. JAPANESE PILOTS	2.02	.17	8.42%	238	1.7	1.8	1.8	1.9	2.0	2.1	2.2	2.3	
86. R.O.K.A.F. PILOTS	1.93	.13	6.74%	254	1.7	1.7	1.8	1.9	1.9	2.0	2.1	2.2	
549. LIP LENGTH, SMILING.....													
19. USAF SURVEY 1965	2.24	.26	11.61%	3869	1.7	1.9	1.9	2.1	2.2	2.4	2.6	2.7	2.9
20. OFFICERS---1965	2.39	.24	10.04%	549	1.9	2.0	2.1	2.2	2.4	2.5	2.7	2.8	3.1
21. ENLISTED MEN '65	2.24	.25	11.16%	792	1.7	1.9	1.9	2.1	2.2	2.4	2.6	2.7	3.0
23. BASIC-IBAINES	2.21	.25	11.31%	2527	1.7	1.8	1.9	2.0	2.2	2.4	2.5	2.7	2.9
48. NATO SURVEY-60/61	2.53	.20	7.91%	3006	2.1	2.2	2.3	2.4	2.5	2.7	2.8	2.9	3.0
49. TURKISH MIL '60	2.52	.20	7.94%	593	2.1	2.2	2.3	2.4	2.5	2.7	2.8	2.9	3.0
50. GREEK MILIT '61	2.51	.19	7.57%	1071	2.1	2.2	2.3	2.4	2.5	2.6	2.8	2.9	3.0
51. ITALIAN MIL '61	2.54	.19	7.48%	1342	2.1	2.2	2.3	2.4	2.5	2.7	2.8	2.9	3.0
59. GERMAN AVIATORS	2.53	.22	8.70%	1036	2.1	2.2	2.3	2.4	2.5	2.7	2.8	2.9	3.0
552. LIP PROTRUSION TO WALL.....													
7. AIR FORCE WMN '68	7.60	.42	5.53%	1905	6.8	7.0	7.1	7.3	7.6	7.8	8.1	8.3	8.8
8. WAF-NURSE OFCS	7.62	.41	5.38%	548	6.8	7.0	7.1	7.3	7.6	7.9	8.1	8.3	8.8
9. ENLISTED WAFS/W	7.54	.38	5.04%	1216	6.7	7.0	7.1	7.3	7.5	7.8	8.0	8.2	8.6
10. ENLISTED-WAFS/8	8.07	.43	5.33%	131	7.3	7.5	7.6	7.8	8.0	8.3	8.7	8.9	
19. USAF SURVEY 1965	8.09	.36	4.45%	3859	7.3	7.5	7.6	7.9	8.1	8.3	8.6	8.7	9.0
20. OFFICERS---1965	8.25	.34	4.12%	549	7.5	7.7	7.8	8.0	8.3	8.5	8.7	8.8	9.0
21. ENLISTED MEN '65	8.11	.34	4.19%	792	7.4	7.6	7.7	7.9	8.1	8.3	8.6	8.7	9.0
23. BASIC TRAINEES	8.05	.36	4.47%	2527	7.3	7.5	7.6	7.8	8.0	8.3	8.5	8.7	8.9
25. USAF FLY PRSNL '67	8.33	.34	4.08%	2420	7.5	7.8	7.9	8.1	8.3	8.6	8.8	8.9	9.1
26. STUDENT PLY '67	8.28	.35	4.23%	505	7.5	7.7	7.8	8.0	8.3	8.6	8.7	8.8	9.0
27. RATED PILOTS '67	8.35	.33	3.95%	1187	7.6	7.8	7.9	8.1	8.4	8.6	8.8	8.9	9.1

METRIC VALUES	MEAN	STD DEV	COEF OF V	1ST	5TH	10TH	25TH	50TH	75TH	90TH	95TH	99TH
552. LIP PROTRUSION TO MALL-CONTINUED												
28. SOT NAVIGAT '67	21.28	.86	4.04%	188	19.8	20.1	20.7	21.3	21.8	22.3	22.6	23.1
29. SOT NAVIGAT '62	21.14	.85	4.02%	505	19.1	19.7	20.1	20.6	21.1	21.7	22.3	23.1
48. NATO SURVEY-60/61	20.07	.86	4.29%	3039	18.0	18.6	19.0	19.5	20.1	20.7	21.2	22.0
49. TURKISH MIL. '60	19.63	.84	4.28%	696	17.6	18.2	18.6	19.1	19.6	20.2	20.7	21.4
50. GREEK MILIT '61	19.83	.77	3.88%	1071	18.0	18.6	18.8	19.3	19.8	20.4	20.8	21.6
51. ITALIAN MIL. '61	20.49	.73	3.56%	1342	18.8	19.3	19.5	20.0	20.5	21.0	21.4	22.2
59. GERMAN AVIATORS	20.65	.92	4.46%	1006	18.4	19.1	19.5	20.1	20.7	21.3	21.8	22.8
555. LIP-TO-LIP LENGTH.....												
18. USAF FLY PRSNL '50	1.62	.31	19.14%	4000	.9	1.1	1.2	1.4	1.6	1.8	2.0	2.3
19. USAF SURVEY 1965	1.86	.40	21.51%	3859	1.0	1.3	1.4	1.6	1.8	2.1	2.4	2.6
20. OFFICERS---1965	1.69	.33	19.53%	549	.9	1.1	1.3	1.5	1.7	1.9	2.1	2.2
21. ENLISTED MEN '65	1.78	.41	23.03%	792	.9	1.2	1.3	1.5	1.7	2.0	2.3	2.5
23. BASIC TRAINEE '65	1.92	.40	20.83%	2527	1.1	1.4	1.5	1.6	1.9	2.2	2.5	2.7
24. NAVY FLYERS '64	1.66	.36	21.69%	1529	.8	1.1	1.2	1.4	1.7	1.9	2.1	2.3
25. USAF FLY PRSNL '67	1.73	.38	21.97%	2420	.7	1.1	1.2	1.5	1.8	2.0	2.2	2.3
26. STUDENT PLT '67	1.84	.34	18.48%	505	.8	1.3	1.4	1.6	1.9	2.1	2.3	2.4
27. RATED PILOTS '67	1.67	.38	22.75%	1187	.7	1.0	1.2	1.4	1.7	1.9	2.1	2.3
28. SOT NAVIGAT '67	1.93	.35	18.13%	188	.7	1.4	1.5	1.7	1.9	2.1	2.4	2.6
29. RTO NAVIGAT '67	1.72	.39	22.67%	505	.7	1.1	1.2	1.5	1.7	2.0	2.2	2.3
32. NAVY-DIVERS--72--	1.62	.37	22.84%	100	1.0	1.0	1.2	1.4	1.6	1.9	2.1	2.2
48. NATO SURVEY-60/61	1.74	.30	17.24%	3325	1.1	1.2	1.4	1.6	1.8	1.9	2.1	2.2
49. TURKISH MIL. '60	1.77	.31	17.51%	912	1.1	1.3	1.4	1.6	1.8	2.0	2.2	2.3
50. GREEK MILIT '61	1.75	.28	16.00%	1071	1.1	1.3	1.4	1.6	1.8	1.9	2.1	2.2
51. ITALIAN MIL. '61	1.71	.31	18.13%	1342	.9	1.2	1.3	1.5	1.7	1.9	2.1	2.2
59. GERMAN AVIATORS	1.47	.33	22.45%	1006	.7	.9	1.1	1.3	1.5	1.7	1.9	2.0
86. R.O.K.A.F. PILOTS	1.97	.27	13.71%	264	1.4	1.4	1.5	1.6	1.8	2.0	2.2	2.3
561. LOWER THIGH CIRCUMFERENCE.....												
-6. MAE-BASIC-18-1952	37.57	2.69	7.16%	849	33.5	34.2	35.7	37.4	39.3	41.0	42.2	43.4
13. AIR TRAFFIC CNTRL	40.29	3.26	8.09%	681	35.0	35.7	37.5	40.0	42.2	44.0	45.5	46.5
17. USAF BASIC TR '52	37.63	3.14	8.30%	3328	33.3	34.3	35.6	37.5	39.6	41.9	43.4	44.8
18. USAF FLY PRSNL '50	43.95	3.46	7.87%	4000	36.2	38.3	39.5	41.6	43.9	46.3	48.4	49.8
19. USAF SURVEY 1965	41.53	3.61	8.69%	3859	34.4	36.1	37.1	39.0	41.3	43.8	46.4	48.0
20. OFFICERS---1965	42.71	3.07	7.19%	549	36.0	37.8	38.8	40.6	42.7	44.7	46.7	48.0
21. ENLISTED MEN '65	41.57	3.62	8.71%	792	34.8	36.0	37.1	39.1	41.4	43.8	46.2	47.8
23. BASIC TRAINEE '65	41.27	3.66	8.87%	2527	34.1	35.9	36.9	38.6	40.9	43.5	46.3	48.0
24. NAVY FLYERS '64	40.58	3.00	7.39%	1529	34.1	35.8	36.8	38.5	40.5	42.5	44.5	45.7
30. ARMY SOLDIERS '66	40.36	3.87	9.59%	6682	32.7	34.4	35.5	37.5	40.1	43.0	45.6	47.2
31. NAVY ENLISTED '66	41.49	4.23	10.20%	4035	33.3	35.1	36.3	38.4	41.1	44.2	47.2	49.1
33. MACHINE-ENLIST--66	40.05	3.20	7.99%	2008	33.7	35.3	36.2	37.8	39.8	42.0	44.2	45.7
48. NATO SURVEY-60/61	41.18	2.88	6.99%	3325	34.8	36.5	37.5	39.2	41.1	43.0	44.9	46.0

ENGLISH VALUES	MEAN	STD DEV	COEF OF V	-N-	1ST	5TH	10TH	25TH	50TH	75TH	90TH	95TH	99TH
552. LIP PROTRUSION TO WALL-CONTINUED													
28. SOT NAVIGAT '67	8.38	.34	4.06%	188	7.5	7.8	7.9	8.2	8.4	8.6	8.8	8.9	9.1
29. AIR NAVIGAT '67	8.32	.34	4.09%	505	7.1	7.3	7.5	7.7	7.9	8.1	8.3	8.5	8.7
48. NATO SURVEY-60/61	7.90	.34	4.30%	309	6.9	7.2	7.3	7.5	7.7	8.0	8.2	8.3	8.4
49. TURKISH MIL '60	7.73	.33	4.27%	686	7.1	7.3	7.4	7.6	7.8	8.0	8.2	8.3	8.5
50. GREEK MILIT '61	7.81	.30	3.84%	1071	7.4	7.6	7.7	7.9	8.1	8.3	8.4	8.5	8.7
51. ITALIAN MIL '61	8.07	.29	3.59%	1342	7.5	7.5	7.7	7.9	8.1	8.4	8.6	8.7	
59. GERMAN AVIATORS	8.13	.36	4.43%	1006									
555. LIP-TO-LIP LENGTH.....													
18. USAF FLY PRSNL '50	.64	.12	18.75%	4000	.4	.4	.5	.6	.6	.7	.8	.8	.9
19. USAF SURVEY 1965	.73	.16	21.92%	3859	.4	.5	.6	.6	.7	.8	.9	1.0	1.2
20. OFFICERS---1965	.67	.13	19.40%	549	.3	.4	.5	.6	.7	.8	.8	.9	1.0
21. ENLISTED MEN '65	.70	.16	22.86%	732	.4	.5	.5	.6	.7	.8	.9	1.0	1.2
23. BASIC TRAINEE '65	.76	.16	21.05%	2527	.5	.5	.6	.6	.7	.9	1.0	1.1	1.2
24. NAVY FLYERS '64	.65	.14	21.54%	1529	.3	.4	.5	.6	.7	.8	.8	.9	1.0
25. USAF FLY PRSNL '67	.68	.15	22.06%	2420	.3	.4	.5	.6	.7	.8	.9	.9	1.0
26. STUDENT PLT '67	.72	.13	18.06%	505	.3	.5	.6	.6	.7	.8	.9	.9	1.0
27. RATED PILOTS '67	.66	.15	22.73%	1187	.3	.4	.5	.6	.7	.8	.8	.9	1.0
28. SOT NAVIGAT '67	.76	.14	18.42%	188	.3	.6	.6	.7	.8	.8	.9	1.0	1.1
29. RTO NAVIGAT '67	.68	.16	23.53%	505	.3	.4	.5	.6	.7	.8	.9	.9	1.0
32. NAVY DIVERS---72---	.64	.14	21.88%	100									
48. NATO SURVEY-60/61	.69	.12	17.39%	3325	.4	.5	.5	.6	.7	.8	.8	.9	1.0
49. TURKISH MIL '60	.70	.12	17.14%	912	.4	.5	.5	.6	.7	.8	.9	.9	1.0
50. GREEK MILIT '61	.69	.11	15.94%	1071	.4	.5	.6	.6	.7	.8	.8	.9	.9
51. ITALIAN MIL '61	.67	.12	17.91%	1342	.4	.5	.5	.6	.7	.8	.8	.9	.9
59. GERMAN AVIATORS	.58	.13	22.41%	1006	.3	.4	.4	.5	.6	.7	.8	.8	.9
86. R.O.K.A.F. PILOTS	.77	.11	14.29%	254		.5	.6	.7	.7	.8	.9	.9	
561. LOWER THIGH CIRCUMFERENCE.....													
6. MAE BASIC-IR-1952	14.79	1.06	7.17%	849	12.7	13.2	13.5	14.1	14.7	15.5	16.2	15.6	17.5
13. AIR TRAFFIC CNTRL	15.86	1.28	8.07%	681		13.8	14.0	14.8	15.7	16.6	17.3	17.9	
17. USAF BASIC TR '52	14.89	1.24	8.33%	3328	12.6	13.1	13.5	14.0	14.8	15.6	16.5	17.1	18.4
18. USAF FLY PRSNL '50	17.30	1.36	7.86%	4000	14.3	15.1	15.5	16.4	17.3	18.2	19.1	19.6	20.7
19. USAF SURVEY 1965	16.35	1.42	8.69%	3869	13.5	14.2	14.6	15.3	16.2	17.3	18.3	18.9	20.2
20. OFFICERS---1965	16.82	1.21	7.19%	549	14.2	14.9	15.3	16.0	16.8	17.6	18.4	18.9	19.9
21. ENLISTED MEN '65	16.37	1.42	8.67%	792	13.7	14.2	14.6	15.4	16.3	17.3	18.2	18.8	20.4
23. BASIC TRAINEE '65	16.25	1.44	8.86%	2527	13.4	14.2	14.5	15.2	16.1	17.1	18.2	18.9	20.2
24. NAVY FLYERS '64	15.97	1.18	7.39%	1529	13.4	14.1	14.5	15.2	15.9	16.8	17.5	18.0	18.9
30. ARMY SOLDIERS '66	15.89	1.52	9.57%	6682	12.9	13.6	14.0	14.8	15.8	16.9	18.0	18.6	19.6
31. NAVY ENLISTED '66	16.34	1.66	10.16%	4095	13.1	13.8	14.3	15.1	16.2	17.4	18.6	19.3	20.7
33. MARINE-ENLIST-66	15.77	1.26	7.99%	2008	13.3	13.9	14.3	14.9	15.7	16.5	17.4	18.0	19.3
48. NATO SURVEY-60/61	16.21	1.13	6.97%	3325	13.7	14.4	14.8	15.4	16.2	16.9	17.7	18.1	19.1

METRIC VALUES	MEAN	STD DEV	COEF OF V	-N-	1ST	5TH	10TH	25TH	50TH	75TH	90TH	95TH	99TH
561. LOWER THIGH CIRCUMFERENCE-CONTINUED													
49. TURKISH MIL.*60	40.47	3.14	7.76%	912	33.9	35.5	36.6	38.3	40.4	42.4	44.5	45.9	49.2
50. GREEK MILIT.*61	41.42	2.71	6.54%	1071	35.8	37.2	38.1	39.6	41.3	43.1	44.9	46.1	48.4
51. ITALIAN MIL.*61	41.46	2.74	6.61%	1342	35.4	37.0	37.9	39.6	41.4	43.3	45.0	46.1	48.0
52. BANTU MINERS	35.63	2.41	6.76%	485	32.0	34.5	35.3	36.7	38.1	40.1	41.6	42.4	
53. FRENCH ARMY	38.33	2.54	6.63%	794									
54. FRENCH PILOTS	39.70	2.68	6.75%	55									
55. FRENCH STUD PILOT	38.44	2.79	7.26%	101									
56. FRENCH NAVY -I	37.32	2.36	6.32%	212									
57. FRENCH NAVY -II	41.12	3.07	7.47%	100									
59. GERMAN AVIATORS	40.81	3.02	7.40%	1006	34.6	36.1	37.2	38.7	40.7	42.7	44.7	45.0	48.7
75. LATIN AMERICANS	41.60	4.30	10.34%	1985									
80. JAPANESE AIRFORCE	37.50	2.54	6.77%	1176									
81. JAPAN AF PILOTS	37.77	2.54	6.72%	210									
82. JAPAN AF NAVIG	37.41	2.49	6.66%	538									
83. JAPANESE PILOTS	37.43	2.19	5.85%	235									
84. THAI MILITARY	38.10	3.60	9.45%	2950									
85. VIETNAM MILITARY	35.64	3.03	8.65%	2128	29.1	30.6	31.4	33.0	34.8	36.8	38.9	40.3	43.3
86. R.O.K.A.F. PILOTS	38.18	3.25	8.51%	264									
87. KOREAN FORCES -65	38.20	2.90	7.59%	3747									
90. IRANIAN MILITARY	36.70	2.63	7.17%	9414									
569. MAXIMUM FRONTAL BREATH.....													
18. USAF FLY PRSNL*50	11.96	.50	4.18%	4000	10.8	11.2	11.3	11.6	12.0	12.3	12.6	12.8	13.2
19. USAF SURVEY 1965	11.46	.48	4.19%	3869	10.3	10.7	10.9	11.1	11.5	11.8	12.1	12.3	12.6
20. OFFICERS---1965	11.59	.48	4.14%	549	10.5	10.8	11.0	11.3	11.6	11.9	12.2	12.4	12.6
21. ENLISTED MEN*65	11.42	.46	4.03%	732	10.3	10.7	10.9	11.1	11.4	11.7	12.0	12.2	12.5
23. BASIC TRAINEES	11.45	.48	4.19%	2527	10.3	10.7	10.8	11.1	11.4	11.8	12.1	12.3	12.6
24. NAVY FLYERS *64	12.26	.71	5.79%	1529	10.9	11.2	11.4	11.7	12.2	12.7	13.2	13.6	14.2
25. USAF FLY PRSNL*67	11.60	.46	3.97%	2420	10.5	10.9	11.0	11.3	11.6	11.9	12.2	12.4	12.7
26. STUDENT PLT *67	11.56	.46	3.98%	505	10.4	10.8	11.0	11.3	11.6	11.9	12.2	12.3	12.7
27. RATED PILOTS*67	11.62	.44	3.79%	1187	10.5	10.9	11.1	11.3	11.6	11.9	12.2	12.4	12.7
28. SOT NAVIGAT *67	11.65	.47	4.03%	188									
29. SOT NAVIGAT *67	11.59	.46	3.97%	505	10.4	10.8	11.0	11.3	11.6	11.9	12.2	12.4	12.7
48. NATO SURVEY-60/61	11.81	.45	3.81%	3325	10.8	11.1	11.2	11.5	11.8	12.1	12.4	12.6	13.0
49. TURKISH MIL.*60	11.72	.49	4.18%	912	10.6	10.9	11.1	11.4	11.7	12.0	12.3	12.5	13.0
50. GREEK MILIT *61	11.80	.45	3.81%	1071	10.8	11.1	11.2	11.5	11.8	12.1	12.4	12.6	12.9
51. ITALIAN MIL.*61	11.87	.41	3.45%	1342	11.0	11.2	11.3	11.6	11.9	12.1	12.4	12.6	12.9
59. GERMAN AVIATORS	13.36	1.07	8.01%	1006	11.1	11.8	12.1	12.6	13.3	14.1	14.9	15.3	16.0
77. FRENCH YOUNG MEN	11.88	.55	4.63%	2000	(11.0)	(11.5)	(11.9)	(12.3)	(12.8)	(13.3)	(13.8)	(14.3)	(14.8)
86. R.O.K.A.F. PILOTS	11.55	.50	4.33%	254	10.8	10.9	10.9	11.2	11.6	11.9	12.1	12.4	12.7

ENGLISH VALUES	MEAN	STD DEV	COEF OF V	-V-	1ST	5TH	10TH	25TH	50TH	75TH	90TH	95TH	99TH
561. LOWER THIGH CIRCUMFERENCE-CONTINUED													
49. TURKISH MIL.#60	15.93	1.24	7.78%	912	13.3	14.0	14.4	15.1	15.9	16.7	17.5	18.1	19.4
50. GREEK MILIT #61	16.31	1.07	6.56%	1071	14.1	14.7	15.0	15.6	16.3	17.0	17.7	18.1	19.1
51. ITALIAN MIL.#61	16.32	1.08	6.62%	1342	14.0	14.6	14.9	15.6	16.3	17.1	17.7	18.1	18.9
52. BANTU MINERS	14.03	.95	6.77%	485		12.6			14.0			15.6	
53. FRENCH ARMY	15.09	1.00	6.63%	794		13.6	13.9	14.4	15.0	15.8	16.4	16.7	
54. FRENCH PILOTS	15.63	1.06	6.78%	65		13.7	14.2	15.0	15.7	16.6	16.9	17.1	
55. FRENCH STUD PILOT	15.13	1.10	7.27%	101		13.5	13.7	14.4	15.1	15.9	16.6	15.9	
56. FRENCH NAVY -I	14.69	.93	6.33%	212		13.3	13.5	14.1	14.6	15.4	15.9	15.3	
57. FRENCH NAVY -II	16.19	1.21	7.47%	100		14.2	14.6	15.2	16.2	17.0	17.8	18.1	
59. GERMAN AVIATORS	16.07	1.19	7.41%	1036	13.6	14.2	14.6	15.2	16.0	16.8	17.6	18.1	19.2
75. LATIN AMERICANS	16.40	1.70	10.37%	1985		13.5	14.0	15.0	16.3	17.7	18.6	19.2	
80. JAPANESE AIRFORCE	14.76	1.00	6.78%	1176		13.3	13.5	14.1	14.7	15.4	16.1	15.5	
81. JAPAN AF PILOTS	14.87	1.00	6.72%	210		13.5	13.7	14.2	14.8	15.5	16.1	16.6	
82. JAPAN AF NAVIG	14.73	.98	6.65%	538		13.2	13.5	14.1	14.7	15.4	16.0	16.5	
83. JAPANESE PILOTS	14.74	.86	5.83%	235		13.4	13.7	14.1	14.6	15.3	15.9	16.1	
84. THAI MILITARY	15.00	1.41	9.40%	2950		13.0	13.4	14.0	15.0	15.9	16.7	17.3	17.1
85. VIETNAM MILITARY	13.80	1.19	8.62%	2128	11.5	12.0	12.4	13.0	13.7	14.5	15.3	15.9	
86. R.O.K.A.F. PILOTS	15.03	1.28	8.52%	254		13.2	13.6	14.2	14.9	15.7	16.6	17.0	
87. KOREAN FORCES -65	15.04	1.14	7.58%	3747		13.3	13.6	14.2	15.0	15.7	16.5	17.0	
90. IRANIAN MILITARY	14.45	1.04	7.20%	9414		12.9	13.2	13.8	14.4	15.1	15.8	16.2	
569. MAXIMUM FRONTAL BREADTH.....													
18. USAF FLY PRSNL#50	4.71	.20	4.25%	4000	4.3	4.4	4.5	4.6	4.7	4.8	5.0	5.1	5.2
19. USAF SURVEY 1965	4.51	.19	4.21%	3869	4.1	4.2	4.3	4.4	4.5	4.6	4.8	4.8	4.9
20. OFFICERS---1965	4.56	.19	4.17%	549	4.1	4.3	4.3	4.4	4.6	4.7	4.8	4.9	5.0
21. ENLISTED MEN#55	4.50	.18	4.00%	732	4.1	4.2	4.3	4.4	4.5	4.6	4.7	4.8	4.9
23. BASIC TRAINEES	4.51	.19	4.21%	2527	4.1	4.2	4.3	4.4	4.5	4.6	4.8	4.8	4.9
24. NAVY FLYERS #64	4.82	.28	5.81%	1529	4.3	4.4	4.5	4.6	4.8	5.0	5.2	5.3	5.6
25. USAF FLY PRSNL#67	4.57	.18	3.94%	2420	4.1	4.3	4.4	4.5	4.6	4.7	4.8	4.9	5.0
26. STUDENT PLT #67	4.55	.18	3.96%	505	4.1	4.3	4.3	4.4	4.6	4.7	4.8	4.9	5.0
27. RATED PILOTS#67	4.58	.18	3.93%	1187	4.2	4.3	4.4	4.5	4.6	4.7	4.8	4.9	5.0
28. SDI NAVIGAT #67	4.59	.18	3.92%	138		4.3	4.3	4.5	4.6	4.7	4.8	4.9	5.0
29. ---810-NAVIGAT--67	4.56	.18	3.95%	505	4.1	4.3	4.3	4.5	4.6	4.7	4.8	4.9	5.1
48. NATO SURVEY-60/61	4.65	.18	3.87%	3325	4.2	4.4	4.4	4.5	4.7	4.8	4.9	4.9	5.1
49. TURKISH MIL.#60	4.61	.19	4.12%	912	4.2	4.3	4.4	4.5	4.6	4.7	4.9	4.9	5.1
50. GREEK MILIT #61	4.65	.18	3.87%	1071	4.3	4.4	4.4	4.5	4.6	4.8	4.9	4.9	5.1
51. ITALIAN MIL.#61	4.67	.16	3.43%	1342	4.3	4.4	4.5	4.6	4.7	4.8	4.9	5.0	5.1
59. GERMAN AVIATORS	5.26	.42	7.98%	1036	4.4	4.7	4.8	5.0	5.2	5.5	5.9	5.0	6.3
77. FRENCH YOUNG MEN	4.68	.21	4.49%	2000	(4.3	(4.5)	(4.8)	(5.0)	
86. R.O.K.A.F. PILOTS	4.55	.19	4.18%	254	4.2	4.2	4.3	4.4	4.6	4.7	4.8	4.9	

METRIC VALUES	MEAN	STD DEV	COEF OF V	-N-	1ST	5TH	10TH	25TH	50TH	75TH	90TH	95TH	99TH
572. MAXIMUM REACH FROM WALL.....													
13. AIR TRAFFIC CNTRL	95.90	4.83	5.04%	691	87.2	88.0	89.8	92.1	95.6	98.9	101.8	103.9	
18. USAF-ELY-PRSNL '50	98.01	4.73	4.83%	4000		90.1	91.9	94.8	98.0	101.2	104.0	105.8	109.5
86. R.O.K.A.F. PILOTS	83.77	3.86	4.61%	254		77.4	78.6	81.5	83.7	86.5	88.6	89.5	
576. MEDIAL CALF SKINFOLD.....													
7. AIR FORCE WMN '68	1.59	.52	32.70%	1905	.2	.7	1.0	1.3	1.6	1.9	2.2	2.5	2.9
8. WAF-NURSE OFCRS	1.59	.56	35.22%	548	.2	.7	.9	1.2	1.6	1.9	2.3	2.5	3.1
9. ENLISTED WAFS/W	1.63	.50	30.67%	1216	.3	.8	1.0	1.3	1.6	1.9	2.3	2.5	2.9
10. ENLISTED WAFS/B	1.35	.40	29.63%	131		.8	.9	1.1	1.3	1.6	1.9	2.1	
36. ARMY AVIATORS '70	.96	.46	47.92%	1482	.3	.4	.4	.6	.9	1.2	1.6	1.8	2.2
579. MEDIAL MALLEOLUS HEIGHT.....													
2. US WOMEN-O/A 1940	7.57	.71	9.38%	***	(6.4)	(7.1)	(8.0)	(8.7)	
6. WAF-BASIC TR 1952	7.65	.51	6.67%	845		6.8	7.0	7.4	7.7	8.0	8.3	8.4	
17. USAF BASIC TR '52	8.36	.62	7.42%	3329		7.3	7.6	8.0	8.4	8.8	9.1	9.3	
18. USAF FLY PRSNL '50	8.78	.53	6.04%	4000	7.6	7.9	8.1	8.4	8.8	9.1	9.5	9.7	10.1
19. USAF SURVEY 1965	8.32	.60	7.21%	3859	6.9	7.3	7.6	7.9	8.3	8.7	9.1	9.3	9.8
20. OFFICERS---1965	8.39	.55	6.56%	549	7.1	7.5	7.7	8.0	8.4	8.8	9.1	9.3	9.8
21. ENLISTED MEN '65	8.25	.59	7.15%	792	6.7	7.3	7.5	7.9	8.3	8.6	9.0	9.2	9.7
23. BASIC TRAINEES	8.32	.61	7.33%	2527	7.0	7.3	7.5	7.9	8.3	8.7	9.1	9.3	9.8
25. USAF FLY PRSNL '67	8.57	.57	6.65%	2420	7.3	7.6	7.8	8.2	8.6	9.0	9.3	9.5	9.9
26. STUDENT PLT '67	8.57	.56	6.53%	505	7.3	7.7	7.9	8.2	8.6	9.0	9.3	9.5	10.0
27. RATED PILOTS '67	8.58	.58	6.76%	1187	7.2	7.6	7.8	8.2	8.6	9.0	9.3	9.5	10.0
28. SGT NAVIGAT '67	8.54	.57	6.67%	188		7.6	7.8	8.1	8.6	9.0	9.3	9.5	9.8
29. SGT NAVIGAT '62	8.56	.54	6.31%	505	7.3	7.7	7.9	8.2	8.6	8.9	9.3	9.5	9.8
44. SWEDISH CIV WOMEN	7.35	.55	7.48%	214	(6.4)	(7.0)	(7.7)	(8.3)	
48. NATO SURVEY-60/61	8.51	.58	6.82%	3325	7.2	7.6	7.8	8.2	8.5	8.9	9.2	9.4	9.6
49. TURKISH MIL '60	8.39	.59	7.03%	912	7.1	7.5	7.7	8.0	8.4	8.8	9.2	9.4	9.6
50. GREEK MILIT '61	8.48	.57	6.72%	1071	7.2	7.6	7.8	8.2	8.5	8.9	9.2	9.3	9.6
51. ITALIAN MIL '61	8.62	.56	6.50%	1342	7.4	7.6	7.8	8.3	8.7	9.0	9.2	9.4	10.1
53. FRENCH ARMY	7.27	.58	7.98%	793		6.4	6.5	6.8	7.3	7.6	8.0	8.2	
54. FRENCH PILOTS	7.60	.50	6.58%	55		6.8	7.0	7.2	7.6	8.0	8.2	8.3	
55. FRENCH STUD PILOT	7.52	.47	6.25%	101		6.7	6.8	7.2	7.6	7.8	8.1	8.3	
56. FRENCH NAVY -I	7.45	.52	6.98%	212		6.6	6.8	7.0	7.4	7.8	8.1	8.4	
57. FRENCH NAVY -II	6.98	.50	7.16%	100		6.2	6.4	6.6	6.9	7.3	7.7	7.9	
59. GERMAN AVIATORS	9.52	.62	6.51%	1006	7.9	8.5	8.8	9.1	9.5	9.9	10.3	10.5	11.0
80. JAPANESE AIRFORCE	7.44	.57	7.66%	1176		6.5	6.7	7.1	7.5	7.8	8.2	8.3	
81. JAPAN AF PILOTS	7.54	.57	7.56%	210		6.6	6.8	7.2	7.6	7.9	8.2	8.4	
82. JAPAN AF NAVIG	7.43	.57	7.67%	538		6.5	6.7	7.1	7.4	7.8	8.2	8.4	
83. JAPANESE PILOTS	8.76	.87	9.93%	178		7.3	7.6	8.1	8.9	9.3	9.8	10.1	
86. R.O.K.A.F. PILOTS	8.44	.55	6.52%	264		7.6	7.8	8.0	8.4	8.8	9.1	9.2	

ENGLISH VALUES	MEAN	STD DEV	COEF OF V	-N-	1ST	5TH	10TH	25TH	50TH	75TH	90TH	95TH	99TH
PERCENTILES													
572. MAXIMUM REACH FROM WALL.....													
13.AIR TRAFFIC CNTRL	37.76	1.90	5.03%	681		34.6	35.3	36.2	37.6	38.9	40.1	40.9	
18.USAF-ELY-BSNL-50	38.59	1.86	4.82%	4000	34.3	35.5	36.2	37.3	38.6	39.8	40.9	41.6	43.1
86.R.O.K.A.F. PILOTS	32.98	1.52	4.61%	254		30.5	30.9	32.1	32.9	34.1	34.9	35.2	
576. MEDIAL Calf SKINFOLD.....													
7.AIR FORCE WMN '68	.63	.20	31.75%	1905	.1	.3	.4	.5	.6	.8	.9	1.0	1.1
8. WAF-NURSE OFCRS	.63	.22	34.92%	548	.1	.3	.4	.5	.6	.8	.9	1.0	1.2
9. ENLISTED WAFS/W	.64	.20	31.25%	1216	.1	.3	.4	.5	.6	.8	.9	1.0	1.1
10.---ENLISTED WAESZB	.53	.16	30.19%	131		.3	.3	.4	.5	.6	.8	.8	
36.ARMY AVIATORS '70	.38	.18	47.37%	1482		.1	.2	.2	.4	.5	.6	.7	
579. MEDIAL MALLEOLUS HEIGHT.....													
2.US WOMEN-D/A 1940	2.98	.28	9.40%	****	(2.5)	(2.8)	(3.2)	(3.4)	
5.WAF-BASIC-18-1952	3.01	.20	6.64%	845		2.7	2.8	2.9	3.0	3.2	3.3	3.3	
17.USAF BASIC TR '52	3.29	.24	7.29%	3329		2.9	3.0	3.1	3.3	3.5	3.6	3.7	
18.USAF FLY PRSNL '50	3.45	.21	6.07%	4000	3.0	3.1	3.2	3.3	3.5	3.6	3.7	3.8	4.0
19.USAF SURVEY 1965	3.27	.24	7.34%	3859	2.7	2.9	3.0	3.1	3.3	3.4	3.6	3.7	3.9
20. OFFICERS----1965	3.30	.22	6.67%	549	2.8	2.9	3.0	3.2	3.3	3.5	3.6	3.7	3.9
21. ENLISTED MEN'65	3.25	.23	7.08%	792	2.7	2.9	3.0	3.1	3.3	3.4	3.5	3.6	3.8
23. BASIC TRAINEE'65	3.28	.24	7.32%	2527	2.7	2.9	3.0	3.1	3.3	3.4	3.5	3.6	3.9
25.USAF FLY PRSNL '67	3.37	.22	6.53%	2420	2.9	3.0	3.1	3.2	3.4	3.5	3.7	3.7	3.9
26. STUDENT PLT '67	3.38	.22	6.51%	505	2.9	3.0	3.1	3.2	3.4	3.5	3.7	3.8	3.9
27. RATED PILOTS'67	3.38	.23	6.80%	1187	2.8	3.0	3.1	3.2	3.4	3.5	3.7	3.7	3.9
28. SDT NAVIGAT '67	3.36	.23	6.85%	188	3.0	3.0	3.1	3.2	3.4	3.5	3.7	3.7	3.9
29.---RIG NAVIGAT '67	3.37	.21	6.23%	505	2.9	3.0	3.1	3.2	3.4	3.5	3.7	3.7	3.9
44.SWEDISH-CIV-WOMEN	2.89	.22	7.61%	214	(2.5)	(2.7)	(3.0)	(3.3)	
48.NATO SURVEY-60/61	3.35	.23	6.87%	3325	2.8	3.0	3.1	3.2	3.4	3.5	3.6	3.7	3.8
49. TURKISH MIL.'60	3.30	.23	6.97%	912	2.8	2.9	3.0	3.2	3.3	3.5	3.6	3.7	3.8
50. GREEK MILIT '61	3.34	.23	6.89%	1071	2.8	3.0	3.1	3.2	3.4	3.5	3.6	3.7	3.8
51. ITALIAN MIL.'61	3.39	.22	6.49%	1342	2.9	3.0	3.1	3.3	3.4	3.5	3.6	3.7	4.0
53.FRENCH ARMY	2.66	.23	8.04%	793		2.5	2.6	2.7	2.9	3.0	3.1	3.2	
54.FRENCH PILOTS	2.99	.20	6.69%	65		2.7	2.8	2.8	3.0	3.1	3.2	3.3	
55.FRENCH STUD PILOT	2.96	.19	6.42%	101		2.6	2.7	2.8	3.0	3.1	3.2	3.3	
56.FRENCH NAVY -I	2.93	.20	6.83%	212		2.6	2.7	2.8	2.9	3.1	3.2	3.3	
57.FRENCH NAVY -II	2.75	.20	7.27%	100		2.4	2.5	2.6	2.7	2.9	3.0	3.1	
59.GERMAN AVIATORS	3.75	.24	6.40%	1006	3.1	3.4	3.5	3.6	3.7	3.9	4.1	4.2	4.3
80.JAPANESE AIRFORCE	2.93	.22	7.51%	1176		2.6	2.6	2.8	3.0	3.1	3.2	3.3	
81. JAPAN AF PILOTS	2.97	.22	7.41%	210		2.6	2.7	2.8	3.0	3.1	3.2	3.3	
82. JAPAN AF NAVIG	2.93	.22	7.51%	538		2.6	2.6	2.8	3.0	3.1	3.2	3.3	
83.JAPANESE PILOTS	3.45	.34	9.86%	178		2.9	3.0	3.2	3.5	3.7	3.9	4.0	
86.R.O.K.A.F. PILOTS	3.32	.22	6.63%	254		3.0	3.1	3.2	3.3	3.5	3.6	3.6	

METRIC VALUES	MEAN	STD DEV	COEF OF V	N-	1ST	5TH	10TH	25TH	50TH	75TH	90TH	95TH	99TH
583. MENTON-CRINION LENGTH.....													
18. USAE-ELY-PRSNL'50	18.68	.90	4.82%	3437	16.7	17.2	17.5	18.1	18.7	19.3	19.8	20.2	20.9
77. FRENCH YOUNG MEN	18.39	.92	5.00%	2000	(16.9)		(17.8)	(17.8)	(19.0)	(19.0)		(19.9)	
86. R.O.K.A.F. PILOTS	19.23	.77	4.00%	264	18.0	18.3	18.7	19.2	19.6	19.6	20.1	20.7	
585. MENTON PROJ.....													
18. USAE-ELY-PRSNL'50	4.76	.66	13.87%	4000	3.3	3.7	3.9	4.3	4.8	5.2	5.6	5.9	6.4
86. R.O.K.A.F. PILOTS	5.04	.61	12.10%	254	4.0	4.0	4.2	4.6	5.1	5.5	5.9	5.1	
586. MENTON-SELLION LENGTH.....													
1. STEWARD-SES 1971	11.04	.49	4.44%	423		10.2	10.4	10.8	11.1	11.4	11.7	11.9	
5. MAC SEPARATEE'1946	11.13	.72	6.47%	7553	9.7	10.0	10.3	10.7	11.1	11.5	12.0	12.3	13.4
7. AIR FORCE WMN '68	10.63	.61	5.74%	1905	9.2	9.6	9.9	10.2	10.6	11.0	11.4	11.7	12.1
8. WAF-NURSE OFRS	10.79	.62	5.75%	548	9.3	9.8	10.0	10.4	10.8	11.2	11.6	11.8	12.2
9. ENLISTED WAFS/W	10.55	.59	5.59%	1216	9.1	9.6	9.8	10.2	10.5	10.9	11.3	11.6	12.0
10. ENLISTED-WAESCB	10.70	.61	5.70%	131		9.7	9.9	10.3	10.7	11.1	11.5	11.7	
19. USAF SURVEY 1965	11.92	.68	5.70%	3869	10.4	10.8	11.1	11.5	11.9	12.4	12.8	13.1	13.6
20. OFFICERS---1965	11.92	.68	5.70%	549	10.5	10.8	11.1	11.5	11.9	12.4	12.8	13.1	13.5
21. ENLISTED MEN'65	11.72	.69	5.89%	792	10.1	10.6	10.9	11.3	11.7	12.2	12.6	12.9	13.4
23. BASIC TRAINEES	11.98	.67	5.59%	2527	10.5	10.9	11.1	11.5	12.0	12.4	12.8	13.1	13.6
25. USAF FLY PRSNL'67	12.03	.61	5.07%	2420	10.7	11.0	11.3	11.6	12.0	12.4	12.8	13.0	13.5
26. STUDENT PLY '67	11.99	.57	4.75%	505	10.6	11.1	11.3	11.6	12.0	12.4	12.7	13.0	13.4
27. RATED PILOTS'67	12.07	.62	5.14%	1187	10.7	11.1	11.3	11.7	12.1	12.5	12.9	13.1	13.6
28. SOT NAVIGAT '67	11.88	.59	4.97%	198		10.9	11.2	11.5	11.9	12.3	12.7	12.9	
29. RTD NAVIGAT '67	12.04	.61	5.07%	505	10.7	11.0	11.3	11.6	12.1	12.4	12.8	13.0	13.6
30. ARMY SOLDIERS '66	12.03	.66	5.49%	6682	10.5	11.0	11.2	11.6	12.0	12.5	12.9	13.1	13.6
31. NAVY ENLISTED '66	11.95	.60	5.02%	4095	10.6	11.0	11.2	11.5	11.9	12.4	12.7	13.0	13.4
32. NAVY DIVERS '72	12.20	.55	4.51%	190		11.3	11.5	11.8	12.2	12.6	12.9	13.1	
33. MARINE ENLIST '66	12.02	.65	5.41%	2008	10.5	11.0	11.2	11.6	12.0	12.5	12.8	13.1	13.5
34. ARMY AVIATORS '59	11.86	.60	5.06%	500		10.9	11.1	11.4	11.9	12.1	12.6	12.9	
36. ARMY AVIATORS '70	11.32	.67	5.92%	1482	9.8	10.3	10.5	10.9	11.3	11.8	12.2	12.5	13.0
39. LAW-ENGAGE-QECCB	12.13	.64	5.28%	2989	10.7	11.1	11.3	11.7	12.1	12.6	13.0	13.2	13.7
48. NATO SURVEY-60'61	11.97	.59	4.93%	3325	10.7	11.0	11.2	11.6	12.0	12.4	12.7	13.0	13.4
49. TURKISH MIL. '60	12.18	.57	4.68%	912	10.9	11.2	11.4	11.8	12.2	12.6	12.9	13.1	13.6
50. GREEK MILIT '61	11.86	.57	4.81%	1071	10.5	10.9	11.1	11.5	11.8	12.2	12.6	12.8	13.3
51. ITALIAN MIL. '61	11.92	.58	4.82%	1342	10.7	11.0	11.2	11.5	11.9	12.3	12.7	12.9	13.3
53. FRENCH ARMY	12.22	.66	5.40%	794		11.2	11.4	11.7	12.2	12.7	13.1	13.4	
54. FRENCH PILOTS	12.66	.56	4.42%	65		11.8	12.1	12.3	12.6	13.0	13.5	13.7	
55. FRENCH STUO PILOT	12.51	.65	5.26%	101		11.6	11.8	12.2	12.5	12.9	13.3	13.6	
56. FRENCH NAVY -I	12.48	.61	4.89%	212		11.4	11.6	12.1	12.5	12.9	13.2	13.5	
57. FRENCH NAVY -II	12.73	.73	5.73%	100		11.6	11.8	12.2	12.7	13.2	13.7	14.0	
59. GERMAN AVIATORS	12.03	.72	5.99%	1006	10.4	10.9	11.1	11.6	12.0	12.5	13.0	13.2	13.7
60. GERMAN 20 YR OLOS	11.70	.60	5.13%	7144		10.6	10.9	11.3	11.7	12.0	12.5	12.7	

ENGLISH VALUES	MEAN	STD DEV	COEF OF V	-V-	1ST	5TH	10TH	25TH	50TH	75TH	90TH	95TH	99TH
PERCENTILES													
583. MENTON-CRINION LENGTH.....													
18. USAE-ELY-PRSNL '50	7.36	.35	4.76%	4000	6.6	5.8	6.9	7.1	7.4	7.6	7.8	8.0	8.2
77. FRENCH YOUNG MEN	7.24	.36	4.97%	2000	(5.6)		(7.0)	(7.0)	(7.5)	(7.5)	(7.8)		
86. R.O.K.A.F. PILOTS	7.57	.30	3.96%	254	7.1	7.1	7.2	7.4	7.6	7.7	7.9	8.1	
585. MENTON PROJECTION.....													
18. USAE-ELY-PRSNL '50	1.88	.26	13.83%	4000	1.3	1.5	1.5	1.7	1.9	2.1	2.2	2.3	2.5
86. R.O.K.A.F. PILOTS	1.98	.24	12.12%	264	1.6	1.6	1.7	1.8	2.0	2.2	2.3	2.4	
586. MENTON-SELLION LENGTH.....													
1. STEWARDESSES 1971	4.34	.19	4.38%	423	4.0	4.0	4.1	4.2	4.4	4.5	4.6	4.7	5.3
5. MAC SEPARATEE 1946	4.38	.20	6.39%	753	3.8	4.0	4.1	4.2	4.4	4.5	4.7	4.9	5.3
7. AIR FORCE WMN '68	4.18	.24	5.74%	1935	3.6	3.8	3.9	4.0	4.2	4.3	4.5	4.6	4.8
8. WAF-NURSE OFCRS	4.25	.24	5.65%	548	3.7	3.8	3.9	4.1	4.3	4.4	4.6	4.7	4.8
9. UNLISTED WAFS/W	4.15	.23	5.54%	1216	3.6	3.8	3.9	4.0	4.2	4.3	4.5	4.6	4.7
10. UNLISTED WAFS/B	4.21	.24	5.70%	131	3.8	3.8	3.9	4.1	4.2	4.4	4.5	4.6	5.3
19. USAF SURVEY 1965	4.69	.27	5.76%	3859	4.1	4.3	4.4	4.5	4.7	4.9	5.0	5.1	5.3
20. OFFICERS---1985	4.69	.27	5.76%	549	4.1	4.3	4.4	4.5	4.7	4.9	5.0	5.1	5.3
21. UNLISTED MEN '65	4.62	.27	5.84%	792	4.0	4.2	4.3	4.4	4.6	4.8	5.0	5.1	5.3
23. BASIC TRAINEES '65	4.72	.26	5.51%	2527	4.1	4.3	4.4	4.5	4.7	4.9	5.1	5.2	5.4
25. USAF FLY PRSNL '67	4.74	.24	5.06%	2420	4.2	4.4	4.4	4.6	4.7	4.9	5.0	5.1	5.3
26. STUDENT PLT '67	4.72	.23	4.87%	505	4.2	4.4	4.4	4.6	4.7	4.9	5.0	5.1	5.3
27. RATED PILOTS '67	4.75	.24	5.05%	1187	4.2	4.4	4.4	4.6	4.8	4.9	5.1	5.2	5.3
28. SOT NAVIGAT '67	4.68	.23	4.91%	188	4.3	4.3	4.4	4.5	4.7	4.8	5.0	5.1	5.3
29. RTO NAVIGAT '67	4.74	.24	5.06%	505	4.2	4.3	4.4	4.6	4.7	4.9	5.0	5.1	5.3
30. ARMY SOLDIERS '66	4.74	.26	5.49%	6682	4.1	4.3	4.4	4.6	4.7	4.9	5.1	5.2	5.4
31. NAVY ENLISTED '66	4.70	.24	5.11%	4095	4.2	4.3	4.4	4.5	4.7	4.9	5.0	5.1	5.3
32. NAVY OIERS '72	4.80	.22	4.58%	100	4.5	4.5	4.5	4.7	4.8	5.0	5.1	5.2	5.3
33. MARINE ENLIST '66	4.73	.25	5.29%	2008	4.1	4.3	4.4	4.6	4.7	4.9	5.1	5.2	5.3
34. ARMY AVIATORS '59	4.67	.24	5.14%	500	4.3	4.3	4.4	4.5	4.7	4.8	5.0	5.1	5.3
36. ARMY AVIATORS '70	4.46	.26	5.83%	1482	4.0	4.0	4.1	4.3	4.5	4.6	4.8	4.9	5.4
39. LAW_ENEORCE_QEECR	4.78	.25	5.23%	2989	4.2	4.3	4.4	4.6	4.8	4.9	5.1	5.2	5.3
48. NATO SURVEY-60/61	4.71	.23	4.88%	3325	4.2	4.3	4.4	4.6	4.7	4.9	5.0	5.1	5.3
49. TURKISH MIL '60	4.80	.23	4.79%	912	4.3	4.4	4.5	4.6	4.8	5.0	5.1	5.2	5.3
50. GREEK MILIT '61	4.67	.23	4.93%	1071	4.1	4.3	4.4	4.5	4.7	4.8	5.0	5.1	5.2
51. ITALIAN MIL '61	4.69	.23	4.90%	1342	4.2	4.3	4.4	4.5	4.7	4.9	5.0	5.1	5.2
53. FRENCH ARMY	4.81	.26	5.41%	794	4.4	4.4	4.5	4.6	4.8	5.0	5.2	5.3	
54. FRENCH PILOTS	4.98	.22	4.42%	65		4.6	4.8	4.8	5.0	5.1	5.3	5.4	
55. FRENCH STUD PILOT	4.93	.26	5.27%	101		4.6	4.6	4.8	4.9	5.1	5.2	5.4	
56. FRENCH NAVY -I	5.01	.24	4.89%	212		4.5	4.6	4.8	4.9	5.1	5.2	5.3	
57. FRENCH NAVY -II	5.01	.29	5.79%	100		4.6	4.6	4.8	5.0	5.2	5.4	5.5	
59. GERMAN AVIATORS	4.74	.28	5.91%	1006	4.1	4.3	4.4	4.6	4.7	4.9	5.1	5.2	5.4
60. GERMAN 20 YR OLDS	4.61	.24	5.21%	7144	4.2	4.2	4.3	4.4	4.6	4.7	4.9	5.0	

METRIC VALUES	MEAN	STD DEV	COEF OF V	-N-	1ST	5TH	10TH	25TH	50TH	75TH	90TH	95TH	99TH
586. MENTON-SELLION LENGTH-CONTINUED													
61.GERMANS/25-40 YRS	11.80	.60	5.08%	2643		10.8	11.0	11.4	11.9	12.2	12.6	13.0	
62.CANADIAN MILIT*64	12.31	.64	5.20%	565		11.3	11.5	11.9	12.3	12.7	13.1	13.4	
75.LATIN AMERICANS	11.90	.70	5.88%	1985		10.9	11.1	11.4	11.9	12.3	12.7	13.0	
77.FRENCH YOUNG MEN	12.37	.64	5.17%	2030		(11.3)	(11.3)	(11.9)	(12.8)	(12.8)	(13.4)	(13.4)	
83.JAPANESE PILOTS	12.10	.58	4.79%	236		11.1	11.3	11.7	12.1	12.5	12.8	13.1	
84.THAI MILITARY	11.40	.60	5.26%	2950		10.4	10.6	11.0	11.4	11.8	12.2	12.4	
85.VIETNAM MILITARY	11.32	.60	5.30%	2128		10.4	10.6	10.9	11.3	11.7	12.1	12.3	12.8
87.KOREAN FORCES *65	11.60	.50	4.31%	3747	10.0	10.6	10.9	11.3	11.7	12.1	12.4	12.6	
90.IRANIAN MILITARY	12.14	.61	5.02%	9414		11.2	11.4	11.7	12.1	12.6	12.9	13.2	
592. MENTON-SUBNASALE LENGTH.....													
7.AIR FORCE WMN *68	5.54	.51	9.21%	1905	4.3	4.7	4.9	5.2	5.5	5.9	6.2	6.4	6.8
8. WAF-NURSE OFCRS	5.57	.53	9.52%	548	4.3	4.7	4.9	5.2	5.6	5.9	6.3	6.5	6.8
9. ENLISTED WAFS/W	5.49	.49	8.93%	1216	4.3	4.7	4.9	5.2	5.5	5.8	6.1	6.3	6.7
10.---ENLISTED-WAESZB	5.85	.52	8.89%	131		5.1	5.2	5.5	5.8	6.2	6.5	6.8	
18.USAF FLY PRSNL*50	6.67	.69	10.34%	4000	5.2	5.6	5.8	6.2	6.7	7.1	7.6	7.8	8.3
19.USAF SURVEY 1965	7.01	.61	8.70%	3869	5.6	6.0	6.2	6.6	7.0	7.4	7.8	8.0	8.5
20. OFFICERS---1965	6.93	.58	8.37%	549	5.6	6.0	6.2	6.5	6.9	7.3	7.7	7.9	8.3
21. ENLISTED MEN*65	6.80	.61	8.97%	732	5.5	5.8	6.0	6.4	6.8	7.2	7.6	7.8	8.3
23. BASIC TRAINEE65	7.08	.60	8.47%	2527	5.8	6.1	6.3	6.7	7.1	7.5	7.9	8.1	8.6
24.NAVY FLYERS *64	7.02	.59	8.40%	1529	5.6	6.0	6.3	6.6	7.0	7.4	7.8	8.0	8.4
25.USAF FLY PRSNL*67	6.90	.53	7.68%	2420	5.7	6.1	6.2	6.5	6.9	7.3	7.6	7.8	8.1
26. STUDENT PLT *67	6.91	.51	7.38%	505	5.8	6.1	6.3	6.6	6.9	7.3	7.6	7.8	8.1
27. RATED PILOTS*67	6.90	.52	7.54%	1187	5.7	6.1	6.2	6.6	6.9	7.3	7.6	7.8	8.1
28. SOT NAVIGAT *67	6.84	.55	8.04%	188		6.0	6.2	6.5	6.8	7.2	7.6	7.8	
29.---RID-NAVIGAT--67	6.92	.54	7.80%	505	5.7	6.0	6.2	6.5	6.9	7.3	7.6	7.8	8.1
48.NATO SURVEY-60/61	6.85	.50	7.30%	3325	5.7	6.0	6.2	6.5	6.9	7.2	7.5	7.7	8.1
49. TURKISH MIL.*60	7.04	.49	6.96%	912	6.0	6.2	6.4	6.7	7.0	7.4	7.7	7.9	8.2
50. GREEK MILIT *61	6.83	.48	7.03%	1071	5.7	6.1	6.2	6.5	6.8	7.1	7.4	7.6	8.1
51. ITALIAN MIL.*61	6.75	.48	7.11%	1342	5.7	6.0	6.1	6.4	6.8	7.1	7.4	7.5	7.8
59.GERMAN AVIATORS	6.82	.58	8.50%	1006	5.5	5.9	6.1	6.4	6.8	7.2	7.6	7.8	8.1
68.RCAF PILOTS	7.18	.53	7.38%	314		6.3	6.3	6.8	7.1	7.6	7.8	8.1	
69.RCAF NAVIGATORS	7.11	.53	7.45%	290		6.0	6.3	6.8	7.1	7.3	7.8	8.1	
83.JAPANESE PILOTS	7.32	.47	6.42%	231		6.5	6.8	7.0	7.3	7.7	7.9	8.1	
86.R.O.K.A.F. PILOTS	7.21	.47	6.52%	254		5.4	6.6	6.8	7.2	7.6	7.8	7.8	
595. MENTON TO TOP OF HEAD.....													
7.AIR FORCE WMN *68	21.91	1.14	5.20%	1935	19.2	20.1	20.5	21.2	21.9	22.6	23.4	23.8	24.6
8. WAF-NURSE OFCRS	22.08	1.17	5.30%	548	19.3	20.1	20.6	21.3	22.1	22.9	23.5	23.9	24.7
9. ENLISTED WAFS/W	21.76	1.09	5.01%	1216	19.1	20.0	20.4	21.0	21.7	22.5	23.2	23.6	24.4
10.---ENLISTED-WAESZB	22.56	1.12	4.96%	131		20.7	21.1	21.9	22.6	23.2	23.9	24.4	
19.USAF SURVEY 1965	22.67	.97	4.28%	3869	20.4	21.1	21.4	22.0	22.7	23.3	23.9	24.3	24.9

ENGLISH VALUES	MEAN	STD DEV	COEF OF V	-N-	1ST	5TH	10TH	25TH	50TH	75TH	90TH	95TH	99TH
-- -- -- -- -- PERCENTILES -- -- -- -- --													
586. MENTON-SELLION LENGTH-CONTINUED													
61. GERMANS/25-40 YRS	4.65	.24	5.16%	2643		4.3	4.3	4.5	4.7	4.8	5.0	5.1	
62. CANADIAN MILIT '64	4.85	.25	5.15%	565		4.5	4.5	4.5	4.7	5.0	5.0	5.3	
75. LATIN AMERICANS	4.70	.30	6.38%	1985		4.3	4.4	4.5	4.7	4.8	5.0	5.1	
77. FRENCH YOUNG MEN	4.87	.25	5.13%	2000		(4.5)	(4.4	(4.7)	(5.0)			(5.3)	
83. JAPANESE PILOTS	4.76	.23	4.83%	236		4.4	4.4	4.6	4.8	4.9	5.0	5.2	
84. THAI MILITARY	4.48	.23	5.13%	2950		4.1	4.2	4.3	4.5	4.6	4.8	4.9	
85. VIETNAM MILITARY	4.46	.24	5.38%	2128		4.1	4.2	4.3	4.5	4.6	4.8	4.9	5.1
87. KOREAN FORCES '65	4.57	.20	4.38%	3747	3.9	4.2	4.3	4.4	4.6	4.8	4.9	5.0	
90. IRANIAN MILITARY	4.78	.24	5.02%	9414		4.4	4.5	4.6	4.8	4.9	5.1	5.2	
592. MENTON-SUBMARINE LENGTH.....													
7. AIR FORCE WMN '68	2.18	.20	9.17%	1905	1.7	1.9	1.9	2.1	2.2	2.3	2.4	2.5	2.7
8. WAF-NURSE OFCRS	2.19	.21	9.59%	548	1.7	1.9	1.9	2.1	2.2	2.3	2.5	2.5	2.7
9. ENLISTED WAFS/M	2.16	.19	8.80%	1216	1.7	1.8	1.9	2.0	2.2	2.3	2.4	2.5	2.7
10. ENLISTED WAFS/ZB	2.30	.20	8.70%	131		2.0	2.1	2.2	2.3	2.4	2.6	2.7	
18. USAF FLY PRSNL '50	2.62	.27	10.31%	4000	2.1	2.2	2.3	2.4	2.6	2.8	3.0	3.1	3.3
19. USAF SURVEY 1965	2.76	.24	8.70%	3859	2.2	2.4	2.5	2.6	2.8	2.9	3.1	3.2	
20. OFFICERS----1965	2.73	.23	8.42%	549	2.2	2.4	2.4	2.6	2.7	2.9	3.0	3.1	3.3
21. ENLISTED MEN '65	2.68	.24	8.96%	792	2.2	2.3	2.4	2.5	2.7	2.8	3.0	3.1	3.3
23. BASIC TRAINEES	2.79	.24	8.60%	2527	2.3	2.4	2.5	2.6	2.8	2.9	3.1	3.2	3.4
24. NAVY FLYERS '64	2.77	.23	8.30%	1529	2.2	2.4	2.5	2.6	2.8	2.9	3.1	3.1	3.3
25. USAF FLY PRSNL '67	2.72	.21	7.72%	2420	2.2	2.4	2.5	2.6	2.7	2.9	3.0	3.1	3.2
26. STUDENT PLT '67	2.72	.20	7.35%	505	2.3	2.4	2.5	2.6	2.7	2.9	3.0	3.1	3.2
27. RATED PILOTS '67	2.72	.21	7.72%	1187	2.2	2.4	2.5	2.6	2.7	2.9	3.0	3.1	3.2
28. SOT NAVIGAT '67	2.69	.22	8.18%	188		2.4	2.4	2.6	2.7	2.8	3.0	3.1	3.2
29. SOT NAVIGAT '67	2.72	.21	7.72%	505	2.2	2.4	2.5	2.6	2.7	2.9	3.0	3.1	3.2
48. NATO SURVEY-60/61	2.70	.20	7.41%	3325	2.3	2.4	2.5	2.6	2.7	2.8	3.0	3.0	3.2
49. TURKISH MIL '60	2.77	.19	6.86%	912	2.3	2.5	2.5	2.6	2.8	2.9	3.0	3.1	3.2
50. GREEK MILIT '61	2.69	.19	7.06%	1071	2.3	2.4	2.5	2.6	2.7	2.8	2.9	3.0	3.2
51. ITALIAN MIL '61	2.66	.19	7.14%	1342	2.2	2.3	2.4	2.5	2.7	2.8	2.9	3.0	3.1
59. GERMAN AVIATORS	2.69	.23	8.55%	1006	2.2	2.3	2.4	2.5	2.7	2.8	3.0	3.1	3.2
68. RCAF PILOTS	2.83	.21	7.42%	314		2.5	2.5	2.7	2.8	3.0	3.1	3.2	
69. RCAF NAVIGATORS	2.80	.21	7.50%	290		2.4	2.5	2.6	2.8	2.9	3.1	3.2	
83. JAPANESE PILOTS	2.88	.19	6.60%	231		2.6	2.7	2.8	2.9	3.0	3.1	3.2	
86. R.O.K.A.F. PILOTS	2.84	.18	6.34%	264		2.5	2.6	2.7	2.8	3.0	3.1	3.1	
595. MENTON TO TOP OF HEAD.....													
7. AIR FORCE WMN '68	8.62	.45	5.22%	1905	7.6	7.9	8.1	8.3	8.6	8.9	9.2	9.4	9.7
8. WAF-NURSE OFCRS	8.69	.46	5.29%	548	7.6	7.9	8.1	8.4	8.7	9.0	9.3	9.4	9.7
9. ENLISTED WAFS/M	8.57	.43	5.02%	1216	7.5	7.9	8.0	8.3	8.6	8.8	9.1	9.3	9.6
10. ENLISTED WAFS/ZB	8.88	.44	4.95%	131		8.2	8.3	8.6	8.9	9.1	9.4	9.6	
19. USAF SURVEY 1965	8.92	.38	4.26%	3859	8.0	8.3	8.4	8.7	8.9	9.2	9.4	9.6	9.8

METRIC VALUES	MEAN	STD DEV	COEF OF V	-V-	1ST	5TH	10TH	25TH	50TH	75TH	90TH	95TH	99TH
595. MENTON TO TOP OF HEAD-CONTINUED													
20. OFFICERS---1965	22.40	1.04	4.64%	549	20.0	20.7	21.1	21.7	22.4	23.1	23.8	24.2	24.9
21. ENLISTED MEN#65	22.45	1.03	4.59%	732	19.9	20.8	21.2	21.8	22.4	23.2	23.8	24.2	24.6
23. BASIC TRAINEE#5	22.79	.92	4.04%	2527	20.7	21.3	21.6	22.2	22.8	23.4	24.0	24.4	25.0
24. NAVY FLYERS #64	22.19	1.02	4.60%	1529	19.7	20.5	20.9	21.5	22.2	22.9	23.5	23.9	24.5
25. USAF FLY PRSNL #67	22.77	1.02	4.48%	2420	20.4	21.1	21.4	22.1	22.8	23.5	24.1	24.5	25.1
26. STUDENT PLT #67	22.99	1.01	4.39%	505	20.7	21.3	21.7	22.3	23.0	23.7	24.3	24.6	25.3
27. RATED PILOTS#67	22.70	1.03	4.54%	1187	20.4	21.0	21.4	22.0	22.7	23.4	24.0	24.4	25.1
28. SOT NAVIGAT #67	22.65	.95	4.19%	188	20.4	21.0	21.4	22.0	22.7	23.3	23.9	24.3	25.1
29.---BIO-NAVIGAT-#67	22.80	1.01	4.43%	505	20.4	21.1	21.5	22.1	22.8	23.5	24.1	24.5	25.0
48. NATO SURVEY-60/61	22.45	.89	3.96%	3325	20.4	21.0	21.3	21.9	22.5	23.1	23.6	23.9	24.6
49. TURKISH MIL.#60	22.47	.90	4.01%	912	20.4	21.0	21.3	21.9	22.5	23.1	23.6	23.9	24.5
50. GREEK MILIT #61	22.65	.87	3.84%	1071	20.6	21.2	21.5	22.1	22.6	23.2	23.8	24.1	24.7
51. ITALIAN MIL.#61	22.31	.87	3.90%	1342	20.3	20.9	21.2	21.7	22.3	22.9	23.4	23.8	24.3
59. GERMAN AVIATORS	22.24	1.27	5.71%	1006	19.2	20.1	20.6	21.4	22.3	23.1	23.9	24.3	25.1
65. ROYAL ARMOR CORP	22.51	1.11	4.93%	500	20.6	21.3	21.7	22.3	23.0	23.6	24.2	24.6	25.3
66. ROYAL AIR FORCE	22.95	1.00	4.36%	2000	20.6	21.3	21.7	22.3	23.0	23.6	24.2	24.6	25.3
70. NEW ZEALAND AIRF.	22.34	1.09	4.88%	238	(20.5)	(20.5)	(21.6)	(21.6)	(23.1)	(23.1)	(24.1)	(24.1)	(25.1)
80. JAPANESE AIRFORCE	23.42	1.05	4.48%	1176	21.7	22.1	22.1	22.7	23.4	24.1	24.7	25.1	25.3
81. JAPAN AF PILOTS	23.79	.94	3.95%	210	21.7	22.1	22.1	22.7	23.4	24.2	24.8	25.2	25.3
82. JAPAN AF NAVIG	23.44	1.08	4.61%	538	21.7	22.1	22.1	22.7	23.4	24.2	24.8	25.2	25.3
597. MENTON TO WALL.....													
7. AIR FORCE WMN #68	18.23	1.14	6.25%	1905	15.8	16.5	16.9	17.5	18.2	18.9	19.7	20.2	21.2
8. WAF-NURSE OFCRS	18.36	1.16	6.32%	548	16.0	16.5	16.9	17.5	18.3	19.1	19.9	20.3	21.3
9. ENLISTED WAFS/W	18.10	1.08	5.97%	1216	15.7	16.4	16.8	17.4	18.0	18.8	19.5	20.0	21.1
10.---ENLISTED WAES/B	18.97	1.17	6.17%	131	17.1	17.5	17.5	18.2	18.9	19.6	20.4	21.1	21.7
19. USAF SURVEY 1965	18.76	1.19	6.34%	3859	16.1	16.8	17.3	18.0	18.7	19.6	20.3	20.8	21.7
20. OFFICERS---1965	19.74	1.08	5.47%	549	16.9	18.0	18.4	19.1	19.7	20.4	21.1	21.5	22.3
21. ENLISTED MEN#65	19.14	1.16	6.06%	792	16.5	17.3	17.7	18.4	19.1	19.9	20.7	21.1	21.9
23.---BASIC TRAINEE#5	18.43	1.07	5.81%	2527	16.0	16.7	17.1	17.7	18.5	19.1	19.8	20.2	21.0
48. NATO SURVEY-60/61	18.45	.99	5.37%	3325	16.1	16.8	17.2	17.8	18.5	19.1	19.7	20.1	20.7
49. TURKISH MIL.#60	18.11	1.01	5.58%	912	15.8	16.5	16.8	17.4	18.1	18.8	19.4	19.8	20.7
50. GREEK MILIT #61	18.13	.86	4.74%	1071	16.0	16.7	17.0	17.6	18.1	18.7	19.2	19.5	20.2
51. ITALIAN MIL.#61	18.94	.85	4.49%	1342	16.9	17.5	17.8	18.4	19.0	19.5	20.0	20.3	20.9
59. GERMAN AVIATORS	19.73	1.19	6.03%	1006	16.9	17.8	18.2	18.9	19.7	20.5	21.3	21.7	22.6
65. ROYAL ARMOR CORP	19.81	1.27	6.41%	500	17.6	18.1	18.1	18.8	19.8	20.7	21.4	21.7	22.4
66. ROYAL AIR FORCE	19.98	1.07	5.36%	1998	17.5	18.2	18.6	19.3	20.0	20.7	21.3	21.7	22.4
70. NEW ZEALAND AIRF.	20.92	1.13	5.40%	238	(19.1)	(19.1)	(20.2)	(20.2)	(21.7)	(21.7)	(22.8)	(22.8)	(23.8)
601. METACARPALE III HEIGHT.....													
13. AIR TRAFFIC CNTRL	78.31	3.89	4.97%	678	68.1	71.7	73.0	75.4	78.0	80.6	82.8	84.4	84.9
18. USAF FLY PRSNL #50	76.32	3.64	4.77%	4000	68.1	70.4	71.6	73.8	76.3	78.8	81.0	82.3	84.9

ENGLISH VALUES	MEAN	STD DEV	COEF OF V	-N-	1ST	5TH	10TH	25TH	50TH	75TH	90TH	95TH	99TH
595. MENTON TO TOP OF HEAD-CONTINUED													
20. OFFICERS---1965	8.82	.41	4.65%	549	7.9	8.2	8.3	8.5	8.8	9.1	9.4	9.5	9.8
21. ENLISTED MEN '65	8.84	.40	4.52%	792	7.8	8.2	8.3	8.6	8.8	9.1	9.4	9.5	9.7
23. BASIC TRAINEES '65	8.97	.36	4.01%	2527	8.1	8.4	8.5	8.7	9.0	9.2	9.5	9.6	9.8
24. NAVY FLYERS '64	8.74	.40	4.58%	1529	7.8	8.1	8.2	8.5	8.7	9.0	9.3	9.4	9.6
25. USAF FLY PRSNL '67	8.97	.40	4.46%	2420	8.0	8.3	8.4	8.7	9.0	9.2	9.5	9.6	9.9
26. STUDENT PLT '67	9.05	.40	4.42%	505	8.2	8.4	8.5	8.8	9.1	9.3	9.6	9.7	10.0
27. RATED PILOTS '67	8.94	.40	4.47%	1187	8.0	8.3	8.4	8.7	8.9	9.2	9.5	9.6	9.9
28. SOT NAVIGAT '67	8.92	.38	4.26%	188	8.3	8.3	8.4	8.7	8.9	9.2	9.4	9.6	9.9
29. NATO SURVEY-60/61	8.98	.40	4.45%	505	8.0	8.3	8.5	8.7	9.0	9.3	9.5	9.7	9.9
48. NATO SURVEY-60/61	8.84	.35	3.96%	3325	9.0	8.3	8.4	8.6	8.8	9.1	9.3	9.4	9.7
49. TURKISH MIL. '60	8.85	.35	3.95%	912	8.0	8.3	8.4	8.6	8.8	9.1	9.3	9.4	9.7
50. GREEK MILIT '61	8.92	.34	3.81%	1671	8.1	8.4	8.5	8.7	8.9	9.2	9.4	9.5	9.7
51. ITALIAN MIL. '61	8.78	.34	3.87%	1342	8.0	8.2	8.3	8.6	8.8	9.0	9.2	9.4	9.6
59. GERMAN AVIATORS	8.76	.50	5.71%	1006	7.6	7.9	8.1	8.4	8.8	9.1	9.4	9.6	9.9
65. ROYAL ARMOR CORP	8.66	.44	4.97%	500	8.1	8.1	8.3	8.5	8.8	9.1	9.4	9.6	9.9
66. ROYAL AIR FORCE	9.04	.39	4.31%	2000	8.1	8.4	8.5	8.8	9.0	9.3	9.5	9.7	10.0
70. NEW ZEALAND AIRF.	8.80	.43	4.89%	238	(8.1)	(8.5)	(9.1)	(9.5)	(
80. JAPANESE AIRFORCE	9.22	.41	4.45%	1176	8.5	8.7	8.9	9.1	9.2	9.5	9.7	9.9	9.9
81. JAPAN AF PILOTS	9.37	.37	3.95%	210	8.8	8.8	8.9	9.1	9.4	9.6	9.8	10.0	10.0
82. JAPAN AF NAVIG	9.23	.43	4.66%	538	8.5	8.7	8.9	9.1	9.2	9.5	9.8	9.9	9.9
597. MENTON TO WALL.....													
7. AIR FORCE WMN '68	7.18	.45	6.27%	1905	6.2	6.5	6.6	6.9	7.2	7.5	7.8	8.0	8.4
8. WAF-NURSE OFCS	7.23	.46	6.36%	548	6.3	6.5	6.7	6.9	7.2	7.5	7.8	8.0	8.4
9. ENLISTED WAFS/W	7.13	.43	6.03%	1216	6.2	6.5	6.6	6.9	7.1	7.4	7.7	7.9	8.3
10. ENLISTED WAFS/W	7.47	.46	6.16%	131	6.7	6.7	6.9	7.2	7.5	7.7	8.0	8.3	8.5
19. USAF SURVEY 1965	7.39	.47	6.36%	3859	6.3	6.6	6.8	7.1	7.4	7.7	8.0	8.2	8.5
20. OFFICERS---1965	7.77	.42	5.41%	549	6.7	7.1	7.2	7.5	7.8	8.1	8.3	8.5	8.8
21. ENLISTED MEN '65	7.54	.46	6.10%	732	6.5	6.8	7.0	7.2	7.5	7.9	8.1	8.3	8.6
23. BASIC TRAINEES '65	7.26	.42	5.79%	2527	6.3	6.6	6.7	7.0	7.3	7.5	7.8	7.9	8.3
48. NATO SURVEY-60/61	7.26	.39	5.37%	3325	6.3	6.6	6.8	7.0	7.3	7.5	7.8	7.9	8.1
49. TURKISH MIL. '60	7.13	.40	5.61%	912	6.2	6.5	6.6	6.9	7.1	7.4	7.6	7.8	8.1
50. GREEK MILIT '61	7.14	.34	4.76%	1071	6.3	6.6	6.7	6.9	7.1	7.4	7.6	7.7	7.9
51. ITALIAN MIL. '61	7.45	.33	4.42%	1342	6.7	6.9	7.0	7.2	7.5	7.7	7.9	8.0	8.2
59. GERMAN AVIATORS	7.77	.47	6.05%	1006	6.7	7.0	7.2	7.5	7.8	8.1	8.4	8.6	8.9
65. ROYAL ARMOR CORP	7.80	.50	6.41%	500	6.9	6.9	7.1	7.4	7.8	8.1	8.4	8.5	8.8
66. ROYAL AIR FORCE	7.87	.42	5.34%	1938	6.9	7.2	7.3	7.6	7.9	8.2	8.4	8.6	8.8
70. NEW ZEALAND AIRF.	8.24	.44	5.34%	238	(7.5)	(7.9)	(8.5)	(9.0)	(
601. METACARPALE III HEIGHT.....													
13. AIR TRAFFIC CNTRL	30.83	1.53	4.96%	678	26.8	28.2	28.7	29.7	30.7	31.7	32.6	33.2	33.4
16. USAF FLY PRSNL '50	30.05	1.43	4.76%	4000	26.8	27.7	28.2	29.1	30.0	31.0	31.9	32.4	33.4

METRIC VALUES	MEAN	STD DEV	COEF OF V	-V-	1ST	5TH	10TH	25TH	50TH	75TH	90TH	95TH	99TH
601. METACARPAL-III HEIGHT-CONTINUED													
52.BANTU MINERS	71.86	3.39	4.72%	485		66.5	68.9	71.6	74.2	76.9	79.3	77.5	
53.FRENCH ARMY	74.14	3.99	5.38%	793		67.7	72.3	74.5	77.1	79.5	82.0	80.6	
54.FRENCH PILOTS	77.03	3.67	4.76%	65		70.4	72.3	74.5	77.1	79.5	82.0	83.7	
55.FRENCH STUD PILOT	75.13	3.13	4.17%	101		70.1	71.0	73.0	75.1	77.2	79.0	80.2	
56.FRENCH NAVY -I	73.86	3.70	5.01%	212		68.0	69.1	71.3	73.9	76.5	78.9	80.5	
57.FRENCH NAVY -II	75.50	3.68	4.87%	100		69.5	70.8	72.8	75.5	78.2	80.4	81.2	
86.R.O.K.A.F. PILOTS	74.52	2.97	3.99%	264		69.7	70.6	72.6	74.6	76.6	78.2	79.3	
605. MIDAXILLARY-LINE-AT-UMBILICUS-LEVEL SKINFOLD.....													
24.NAVY FLYERS '64	2.17	.79	36.41%	1529	.6	.9	1.1	1.6	2.2	2.7	3.2	3.5	3.9
606. MIDAXILLARY-LINE-AT-XIPHOID-LEVEL SKINFOLD.....													
19.USAF SURVEY 1965	.94	.56	59.57%	3859	.3	.4	.4	.5	.8	1.2	1.8	2.1	2.7
20. OFFICERS---1965	1.34	.58	43.28%	549	.4	.5	.6	.9	1.3	1.7	2.1	2.4	2.8
21. ENLISTED MEN'65	1.11	.63	56.76%	792	.3	.4	.4	.6	1.0	1.5	2.1	2.4	2.9
23. BASIC TRAINEE'65	.80	.47	58.75%	2527	.3	.4	.4	.5	.6	1.0	1.5	1.8	2.5
25.USAF FLY PRSNL'67	1.21	.57	47.11%	2420	.4	.5	.6	.8	1.1	1.5	2.0	2.3	2.9
26. STUDENT PLT '67	1.03	.50	48.54%	505	.3	.5	.5	.6	.9	1.3	1.8	2.1	2.6
27. RATED PILOTS'67	1.26	.56	44.44%	1187	.4	.5	.6	.8	1.2	1.6	2.0	2.3	2.9
28. SOT NAVIGAT '67	1.21	.60	49.59%	188	.4	.5	.5	.7	1.1	1.6	2.0	2.3	
29.---RID-NAVIGAT'62	1.26	.58	46.03%	505	.4	.5	.6	.8	1.2	1.6	2.1	2.4	3.0
48.NATO SURVEY-60/61	1.01	.61	60.40%	3325	.3	.5	.5	.6	.8	1.3	1.9	2.3	3.1
49. TURKISH MIL.'60	.75	.47	62.67%	912	.3	.4	.4	.5	.6	.9	1.3	1.7	2.8
50. GREEK MILIT '61	.93	.51	54.84%	1071	.4	.5	.5	.6	.7	1.1	1.7	2.0	2.7
51. ITALIAN MIL.'61	1.24	.68	54.84%	1342	.4	.5	.6	.7	1.1	1.6	2.2	2.6	3.4
59.GERMAN AVIATORS	1.21	.66	54.55%	1006	.3	.4	.5	.7	1.1	1.6	2.1	2.4	3.3
87.KOREAN FORCES '65	.44	.13	29.55%	3747	.2	.2	.2	.3	.4	.5	.6	.6	
612. MIDSHOULDER HEIGHT, SITTING.....													
3.WAS PILOTS 1942	60.40	2.20	3.64%	445		56.9	57.6	59.0	60.4	61.9	63.4	64.1	
4.AAF NURSES 1942	58.70	2.80	4.77%	152		53.7	55.1	57.0	58.8	60.5	62.3	62.9	
7.AIR FORCE WMN '68	58.00	2.66	4.59%	1905	52.3	53.7	54.6	56.1	57.9	59.8	61.5	62.5	64.4
8. WAF-NURSE OFCRS	58.51	2.68	4.58%	548	52.6	54.2	55.1	56.6	58.4	60.4	62.1	63.1	64.6
9. ENLISTED WAFS/W	57.99	2.57	4.43%	1216	52.4	53.8	54.7	56.2	57.9	59.7	61.3	62.3	64.2
10.---ENLISTED-WAES'68	56.03	2.28	4.07%	131	52.6	53.2	54.4	55.9	57.4	59.0	60.2		
19.USAF SURVEY 1965	63.24	2.95	4.66%	3859	56.3	58.4	59.4	61.3	63.2	65.2	67.0	68.1	70.3
20. OFFICERS---1965	64.26	2.72	4.23%	549	58.4	59.8	60.7	62.4	64.2	66.1	67.7	68.8	71.1
21. ENLISTED MEN'65	63.27	2.97	4.69%	792	56.2	58.5	59.6	61.4	63.3	65.2	67.0	68.2	70.6
23. BASIC TRAINEE'65	63.00	2.94	4.67%	2527	56.1	58.1	59.2	61.0	63.0	65.0	66.8	67.8	70.0
25.USAF FLY PRSNL'67	64.59	2.74	4.24%	2420	58.3	60.2	61.2	62.7	64.5	66.4	68.2	69.2	71.1
26. STUDENT PLT '67	64.41	2.73	4.24%	505	58.7	60.2	61.0	62.5	64.3	66.2	68.0	69.1	70.9
27. RATED PILOTS'67	64.61	2.68	4.15%	1187	58.1	60.3	61.3	62.9	64.6	66.4	68.1	69.1	71.0

ENGLISH VALUES	MEAN	STD DEV	COEF OF V	-V-	1ST	5TH	10TH	25TH	50TH	75TH	90TH	95TH	99TH
601. MEXACARPALE-III HEIGHT-CONTINUED													
52. BANTU MINERS	28.29	1.33	4.70%	485		26.2	27.1	28.2	28.2	30.3	31.2	31.7	30.5
53. FRENCH ARMY	29.19	1.57	5.38%	793		26.7	28.5	29.3	29.3	31.3	32.3	33.0	31.7
54. FRENCH PILOTS	30.33	1.44	4.75%	65		27.6	28.0	28.7	29.6	30.4	31.1	31.6	31.6
55. FRENCH STUD PILOT	29.58	1.23	4.16%	101		26.8	27.2	28.1	29.1	30.1	31.1	31.7	31.7
56. FRENCH NAVY -I	29.08	1.46	5.02%	212		27.4	27.9	28.7	29.7	30.8	31.7	32.0	32.0
57. FRENCH NAVY -II	29.72	1.45	4.88%	100		27.4	27.8	28.6	29.4	30.1	30.8	31.2	31.2
86. R.O.K.A.F. PILOTS	29.34	1.17	3.99%	264		27.4	27.8	28.6	29.4	30.1	30.8	31.2	31.2
605. MIDAXILLARY-LINE-AT-UMBILICUS-LEVEL SKINFOLD.....													
24. NAVY FLYERS '64	.85	.31	36.47%	1529	.2	.3	.4	.6	.9	1.1	1.3	1.4	1.5
606. MIDAXILLARY-LINE-AT-XIPHOID-LEVEL SKINFOLD.....													
19. USAF SURVEY 1965	.37	.22	59.46%	3859	.1	.2	.2	.2	.3	.5	.7	.8	1.1
20. OFFICERS---1965	.53	.23	43.40%	549	.2	.2	.2	.4	.5	.7	.8	.9	1.1
21. ENLISTED MEN '65	.44	.25	56.82%	792	.1	.2	.2	.2	.4	.6	.6	.7	1.0
23. BASIC TRAINEE '65	.32	.19	59.38%	2527	.1	.2	.2	.2	.2	.4	.6	.8	.9
25. USAF FLY PRSNL '67	.48	.22	45.83%	2420	.2	.2	.2	.3	.4	.5	.7	.8	1.0
26. STUDENT PLT '67	.41	.20	48.78%	505	.1	.2	.2	.3	.4	.5	.7	.8	1.0
27. RATED PILOTS '67	.50	.22	44.00%	1187	.2	.2	.2	.3	.5	.6	.8	.9	1.2
28. SDT NAVIGAT '67	.47	.24	51.06%	188	.2	.2	.2	.3	.4	.6	.8	.9	1.2
29. NATO SURVEY-60/61	.50	.23	46.00%	505	.2	.2	.2	.2	.3	.5	.7	.9	1.2
48. NATO SURVEY-60/61	.40	.24	60.00%	3325	.1	.2	.2	.2	.3	.5	.7	.9	1.2
49. TURKISH MIL. '60	.30	.19	63.33%	912	.1	.2	.2	.2	.2	.3	.5	.7	1.0
50. GREEK MILIT '61	.37	.20	54.05%	1071	.1	.2	.2	.2	.3	.5	.7	.8	1.1
51. ITALIAN MIL. '61	.49	.27	55.10%	1342	.2	.2	.2	.3	.4	.6	.9	1.0	1.3
59. GERMAN AVIATORS	.48	.26	54.17%	1006	.1	.2	.2	.3	.4	.6	.8	1.0	1.3
87. KOREAN FORCES -65	.17	.05	29.41%	3747	.1	.1	.1	.1	.2	.2	.2	.2	.2
612. MIDSHOULDER HEIGHT, SITTING.....													
3. WAS PILOTS 1942	23.80	.90	3.78%	445		22.4	22.7	23.2	23.8	24.4	25.0	25.2	25.2
4. AAF NURSES 1942	23.10	1.10	4.76%	152		21.1	21.7	22.5	23.2	23.8	24.5	24.8	24.8
7. AIR FORCE WMN '68	22.83	1.05	4.60%	1905	20.6	21.2	21.5	22.1	22.8	23.5	24.2	24.6	25.3
8. WAF-NURSE OFCRS	23.04	1.06	4.60%	548	20.7	21.3	21.7	22.3	23.0	23.8	24.5	24.8	25.5
9. ENLISTED WAFS/W	22.83	1.01	4.42%	1216	20.6	21.2	21.5	22.1	22.8	23.5	24.2	24.5	25.3
10. ENLISTED WAFS/W	22.06	.90	4.08%	131		20.7	20.9	21.4	22.0	22.6	23.2	23.7	27.7
19. USAF SURVEY 1965	24.90	1.16	4.66%	3869	22.2	23.0	23.4	24.1	24.9	25.7	26.4	26.8	27.1
20. OFFICERS---1965	25.30	1.07	4.23%	549	23.0	23.6	23.9	24.6	25.3	26.0	26.7	27.1	28.0
21. ENLISTED MEN '65	24.91	1.17	4.70%	792	22.1	23.0	23.5	24.2	24.9	25.7	26.4	26.8	27.6
23. BASIC TRAINEE '65	24.80	1.16	4.68%	2527	22.1	22.9	23.3	24.0	24.8	25.6	26.3	26.7	27.6
25. USAF FLY PRSNL '67	25.43	1.08	4.25%	2420	23.0	23.7	24.1	24.7	25.4	26.2	26.9	27.3	28.0
26. STUDENT PLT '67	25.36	1.07	4.22%	505	23.1	23.7	24.0	24.6	25.3	26.1	26.8	27.2	27.9
27. RATED PILOTS '67	25.44	1.05	4.13%	1187	22.9	23.7	24.1	24.8	25.4	26.1	26.8	27.2	27.9

METRIC VALUES	MEAN	STD DEV	COEF OF V	1ST	5TH	10TH	25TH	50TH	75TH	90TH	95TH	99TH
612. MIDSHOULDER HEIGHT, SITTING-CONTINUED												
28. SOT NAVIGAT '67	64.89	2.94	4.53%	58.5	60.1	61.2	63.0	64.8	66.7	68.6	69.9	
29. RTO NAVIGAT '67	64.68	2.81	4.34%	54.5	60.3	61.2	62.7	64.5	66.6	68.5	69.5	70.8
30. ARMY SOLDIERS '66	62.38	3.18	5.10%	54.5	57.1	58.4	60.3	62.4	64.5	66.5	67.6	69.7
31. NAVY ENLISTED '66	62.71	3.01	4.80%	55.6	57.8	58.9	60.7	62.7	64.7	66.6	67.8	69.9
33. MARINE ENLIST '66	62.38	3.19	5.11%	54.9	57.2	58.3	60.2	62.4	64.6	66.6	67.7	69.5
36. ARMY AVIATORS '70	62.90	2.76	4.39%	56.3	58.3	59.4	61.0	62.9	64.8	66.5	67.5	69.3
48. NATO SURVEY-60/61	61.35	2.57	4.19%	55.6	57.2	58.0	59.6	61.3	63.1	64.7	65.7	67.4
49. TURKISH MIL. '60	61.17	2.64	4.32%	55.5	57.0	57.8	59.3	61.1	62.9	64.7	65.7	67.4
50. GREEK MILIT '61	61.56	2.50	4.06%	55.7	57.5	58.4	59.9	61.5	63.2	64.8	65.8	67.4
51. ITALIAN MIL. '61	61.31	2.56	4.18%	55.6	57.1	58.0	59.5	61.3	63.1	64.7	65.6	67.4
59. GERMAN AVIATORS	62.29	2.81	4.51%	55.6	57.5	58.6	60.4	62.4	64.2	65.8	66.8	68.7
68. RCAF PILOTS	64.18	2.69	4.19%		59.6	60.7	62.2	64.2	66.0	67.8	68.8	
69. RCAF NAVIGATORS	64.05	2.79	4.36%		59.4	60.4	62.2	64.0	65.7	67.5	69.3	
75. LATIN AMERICANS	60.70	3.80	6.26%		54.8	55.9	57.4	59.4	61.3	63.4	64.7	
90. IRANIAN MILITARY	60.76	2.72	4.48%		56.3	57.3	58.9	60.7	62.6	64.3	65.3	
615. MIDTHIGH CIRCUMFERENCE.....												
5. MAC SEPARATEE 1946	48.97	4.86	9.92%	39.1	41.7	43.1	45.6	48.6	52.0	55.4	57.5	61.8
616. MINIMUM FRONTAL ARC.....												
1. SIEMARDESSES 1921	10.72	.43	4.01%	11.4	10.1	10.2	10.5	10.8	11.1	11.4	11.5	
18. USAF FLY PRSNL '50	13.67	.96	7.02%	10.1	12.1	12.4	13.0	13.7	14.3	14.9	15.2	15.9
19. USAF SURVEY 1965	11.97	.88	7.35%	10.5	11.1	11.4	11.8	12.4	13.0	13.5	13.9	14.5
20. OFFICERS---1965	12.43	.85	6.84%	10.1	10.7	11.0	11.5	12.0	12.6	13.2	13.6	14.3
21. ENLISTED MEN '65	12.05	.88	7.30%	10.1	10.6	10.8	11.2	11.8	12.4	13.0	13.4	14.2
23. BASIC TRAINEE '65	11.84	.86	7.26%	10.1	10.6	10.8	11.2	11.8	12.4	13.0	13.4	14.2
25. USAF FLY PRSNL '67	13.60	.79	5.81%	11.9	12.3	12.6	13.1	13.6	14.1	14.6	14.9	15.5
26. STUDENT PLT '67	13.44	.76	5.65%	11.7	12.2	12.5	12.9	13.4	14.0	14.4	14.7	15.3
27. RATED PILOTS '67	13.67	.78	5.71%	11.9	12.4	12.7	13.1	13.7	14.2	14.7	15.0	15.6
28. SOT NAVIGAT '67	13.63	.73	5.36%		12.4	12.7	13.1	13.6	14.1	14.6	14.9	
29. RTO NAVIGAT '67	13.58	.81	5.96%	11.7	12.2	12.5	13.0	13.6	14.1	14.6	14.9	15.6
48. NATO SURVEY-60/61	12.60	.76	6.03%	10.8	11.3	11.6	12.1	12.6	13.1	13.6	13.9	14.4
49. TURKISH MIL. '60	12.42	.76	6.12%	10.8	11.2	11.5	11.9	12.4	12.9	13.4	13.7	14.3
50. GREEK MILIT '61	12.41	.77	6.20%	10.7	11.2	11.4	11.9	12.4	12.9	13.4	13.7	14.3
51. ITALIAN MIL. '61	12.83	.68	5.30%	11.2	11.7	12.0	12.4	12.8	13.3	13.7	14.0	14.5
59. GERMAN AVIATORS	12.25	1.16	9.47%	9.3	10.2	10.7	11.5	12.4	13.1	13.7	14.0	14.7
61. GERMANS/25-40 YRS	11.30	.50	4.42%		10.4	10.6	10.9	11.3	11.5	11.9	12.0	
618. MINIMUM FRONTAL BREADTH.....												
1. STEWARDESSES 1971	10.73	.44	4.10%	8.4	10.1	10.2	10.5	10.8	11.1	11.4	11.5	
5. MAC SEPARATEE 1946	10.08	.59	5.85%	8.4	9.1	9.3	9.7	10.1	10.5	10.8	11.0	11.3
18. USAF FLY PRSNL '50	11.06	.49	4.43%	9.9	10.3	10.4	10.7	11.1	11.4	11.7	11.9	12.2

ENGLISH VALUES	MEAN	STD DEV	COEF OF V	-V-	1ST	5TH	10TH	25TH	50TH	75TH	90TH	95TH	99TH
612. MIDSHOULDER HEIGHT, SITTING--CONTINUED													
28. SOT NAVIGAT '67	25.55	1.16	4.54%	188	23.0	23.6	24.1	24.8	25.5	26.3	27.0	27.5	27.9
29. RTD NAVIGAT '67	25.46	1.11	4.36%	505	21.5	22.7	24.1	24.7	25.4	26.2	27.0	27.4	27.9
30. ARMY SOLDIERS '66	24.56	1.25	5.09%	6682	21.5	22.8	23.0	23.7	24.6	25.4	26.2	26.6	27.4
31. NAVY ENLISTED '66	24.69	1.18	4.78%	4035	21.9	22.5	23.2	23.9	24.7	25.5	26.2	26.7	27.4
33. MARINE ENLIST '66	24.56	1.25	5.09%	2008	21.6	22.5	23.0	23.7	24.6	25.4	26.2	26.6	27.4
36. ARMY AVIATORS '70	24.76	1.09	4.40%	1482	21.9	23.0	23.4	24.0	24.8	25.5	26.2	26.6	27.4
48. NATO SURVEY-60/61	24.15	1.01	4.18%	3325	21.9	22.5	22.9	23.5	24.1	24.9	25.5	25.9	26.5
49. TURKISH MIL '60	24.08	1.04	4.32%	912	21.8	22.4	22.8	23.3	24.0	24.8	25.5	25.9	26.6
50. GREEK MILIT '61	24.24	.98	4.04%	1071	21.9	22.6	23.0	23.6	24.2	24.9	25.5	25.9	26.5
51. ITALIAN MIL '61	24.14	1.01	4.18%	1342	22.0	22.5	22.8	23.4	24.1	24.8	25.5	25.9	26.5
59. GERMAN AVIATORS	24.52	1.11	4.53%	1006	22.7	23.5	23.8	24.5	25.3	26.0	26.7	27.1	27.9
68. RCAF PILOTS	25.27	1.06	4.19%	314	23.5	23.5	23.8	24.5	25.3	26.0	26.6	27.3	27.9
69. RCAF NAVIGATORS	25.22	1.10	4.36%	290	23.4	23.4	23.8	24.5	25.3	26.0	26.6	27.3	27.9
75. LATIN AMERICANS	23.90	1.50	6.28%	1985	21.6	22.0	22.6	23.4	24.1	24.9	25.5	25.9	26.5
90. IRANIAN MILITARY	23.92	1.07	4.47%	9414	22.2	22.2	22.6	23.2	23.9	24.6	25.3	25.7	26.3
615. MIDHIGH CIRCUMFERENCE.....													
5. MAC SEPARATEE 1946	19.28	1.91	9.91%	7563	15.4	16.4	17.0	17.9	19.1	20.5	21.8	22.7	24.3
616. MINIMUM FRONTAL ARC.....													
1. STEWARDESSES-1921	4.22	.17	4.03%	423	4.5	4.0	4.0	4.1	4.2	4.4	4.5	4.5	6.3
18. USAF FLY PRSNL '50	5.38	.38	7.06%	4000	4.0	4.8	4.9	5.1	5.4	5.6	5.9	6.0	6.3
19. USAF SURVEY 1965	4.71	.35	7.43%	3859	4.0	4.2	4.3	4.5	4.7	4.9	5.2	5.3	5.6
20. OFFICERS---1965	4.89	.33	6.75%	549	4.1	4.4	4.5	4.7	4.9	5.1	5.3	5.5	5.7
21. ENLISTED MEN '65	4.75	.34	7.16%	792	4.0	4.2	4.3	4.5	4.7	5.0	5.2	5.4	5.6
23. BASIC TRAINEE '65	4.66	.34	7.30%	2527	4.0	4.2	4.3	4.4	4.6	4.9	5.1	5.3	5.6
25. USAF FLY PRSNL '67	5.35	.31	5.79%	2420	4.7	4.8	5.0	5.1	5.4	5.6	5.8	5.9	6.1
26. STUDENT PLT '67	5.29	.30	5.67%	505	4.6	4.8	4.9	5.1	5.3	5.5	5.7	5.8	6.0
27. RATED PILOTS '67	5.38	.31	5.76%	1187	4.7	4.9	5.0	5.2	5.4	5.6	5.8	5.9	6.1
28. SOT NAVIGAT '67	5.37	.29	5.46%	188	4.7	4.9	5.0	5.2	5.4	5.6	5.8	5.9	6.1
29. SOT NAVIGAT '67	5.35	.32	5.98%	505	4.6	4.8	4.9	5.1	5.4	5.6	5.8	5.9	6.1
48. NATO SURVEY-60/61	4.96	.30	6.05%	3325	4.3	4.5	4.6	4.8	5.0	5.2	5.3	5.5	5.7
49. TURKISH MIL '60	4.89	.30	6.13%	912	4.2	4.4	4.5	4.7	4.9	5.1	5.3	5.4	5.6
50. GREEK MILIT '61	4.89	.30	6.13%	1071	4.2	4.4	4.5	4.7	4.9	5.1	5.3	5.4	5.6
51. ITALIAN MIL '61	5.05	.27	5.35%	1342	4.4	4.6	4.7	4.9	5.0	5.2	5.4	5.5	5.7
59. GERMAN AVIATORS	4.82	.46	9.54%	1006	3.7	4.0	4.2	4.5	4.9	5.2	5.4	5.5	5.8
61. GERMANS/25-40 YRS	4.45	.20	4.49%	2643	4.1	4.1	4.2	4.3	4.4	4.5	4.7	4.7	5.0
618. MINIMUM FRONTAL BREADTH.....													
1. STEWARDESSES 1971	4.22	.17	4.03%	423	4.0	4.0	4.0	4.1	4.2	4.4	4.5	4.5	4.5
5. MAC SEPARATEE 1946	3.97	.23	5.79%	7563	3.6	3.6	3.7	3.8	4.0	4.1	4.2	4.3	4.5
18. USAF FLY PRSNL '50	4.35	.19	4.37%	4000	4.0	4.0	4.1	4.2	4.4	4.5	4.6	4.7	4.8

METRIC VALUES	MEAN	STD DEV	COEF OF V	-N-	1ST	5TH	10TH	25TH	50TH	75TH	90TH	95TH	99TH
618. MINIMUM FRONTAL BREATH-CONTINUED													
32. NAVY-OLIVERS-'72--	11.56	.79	6.83%	100		10.3	10.6	11.0	11.6	12.1	12.6	12.9	
40. SLOVAK-CIV--WOMEN	10.64	.44	4.14%	1515	(9.9)			(10.3)		(10.9)		(11.4)	
48. NATO SURVEY-60/61	10.88	.46	4.23%	3325	9.9	10.1	10.3	10.6	10.9	11.2	11.5	11.6	12.0
49. TURKISH MIL-'60	10.91	.46	4.22%	912	9.9	10.2	10.3	10.6	10.9	11.2	11.5	11.7	12.0
50. GREEK MILIT-'61	10.80	.46	4.26%	1071	9.8	10.1	10.2	10.5	10.8	11.1	11.4	11.6	11.9
51. ITALIAN MIL-'61	10.91	.44	4.03%	1342	9.9	10.2	10.4	10.6	10.9	11.2	11.5	11.7	12.1
53. FRENCH ARMY	11.00	.62	5.64%	794		10.0	10.2	10.6	11.1	11.4	11.7	12.0	
54. FRENCH PILOTS	11.44	.40	3.50%	65		10.8	11.0	11.2	11.4	11.7	12.0	12.1	
55. FRENCH STUD PILOT	11.25	.46	4.09%	101		10.6	10.6	10.9	11.3	11.6	11.8	11.9	
56. FRENCH NAVY -I	11.34	.44	3.88%	212		10.6	10.8	11.1	11.3	11.7	11.8	12.1	
57. FRENCH NAVY -II	11.60	.45	3.88%	100		10.8	11.0	11.3	11.6	11.8	12.1	12.3	
60. GERMAN 20 YR OLDS	11.00	.50	4.55%	7144		10.2	10.3	10.6	11.0	11.2	11.5	11.7	
74. SLOVAK CIVILIANS	11.00	.48	4.36%	391	(10.2)			(10.7)		(11.3)		(11.8)	
77. FRENCH YOUNG MEN	10.76	.53	4.93%	2000	(9.9)			(10.4)		(11.1)		(11.6)	
80. JAPANESE AIRFORCE	10.50	.56	5.33%	686	9.6	9.8	9.8	10.1	10.5	10.9	11.2	11.4	
622. NASAL BREATH.....													
1. STEWARDESSES 1971	3.16	.29	9.18%	422	2.8	2.9	2.9	3.0	3.2	3.4	3.6	3.7	
5. MAC SEPARATEE 1946	3.12	.29	9.29%	7553	2.5	2.7	2.8	3.0	3.1	3.3	3.5	3.6	4.0
7. AIR FORCE WMN '68	3.19	.33	10.34%	1905	2.5	2.7	2.8	3.0	3.2	3.4	3.6	3.8	4.2
8. WAF-NURSE OFCS	3.20	.31	9.69%	548	2.6	2.7	2.8	3.0	3.2	3.4	3.6	3.8	4.1
9. ENLISTED WAFS/W	3.13	.28	8.95%	1216	2.5	2.6	2.8	2.9	3.1	3.3	3.5	3.6	3.8
10. ENLISTED WAFS/ZB	3.77	.32	8.49%	131	3.3	3.3	3.4	3.6	3.8	4.0	4.2	4.3	
18. USAF FLY PRSNL'50	3.33	.26	7.81%	4000	2.8	2.9	3.0	3.2	3.3	3.5	3.7	3.8	4.0
19. USAF SURVEY 1965	3.42	.38	11.11%	3859	2.7	2.9	3.0	3.2	3.4	3.6	3.9	4.2	4.6
20. OFFICERS---1965	3.48	.28	8.05%	549	2.9	3.1	3.1	3.3	3.5	3.7	3.9	4.0	4.1
21. ENLISTED MEN'65	3.48	.36	10.34%	792	2.8	3.0	3.1	3.2	3.4	3.7	3.9	4.2	4.7
23. BASIC TRAINEES	3.39	.40	11.80%	2527	2.7	2.9	3.0	3.1	3.3	3.6	4.0	4.2	4.6
24. NAVY FLYERS '64	3.54	.26	7.34%	1529	3.0	3.1	3.2	3.4	3.5	3.7	3.9	4.0	4.2
25. USAF FLY PRSNL'67	3.54	.29	8.19%	2420	2.9	3.1	3.2	3.4	3.5	3.7	3.9	4.1	4.3
26. STUDENT PLT '67	3.45	.26	7.51%	505	2.9	3.0	3.1	3.3	3.5	3.6	3.8	3.9	4.1
27. RATED PILOTS'67	3.57	.29	8.12%	1187	3.0	3.1	3.2	3.4	3.6	3.8	3.9	4.1	4.3
28. SOT NAVIGAT '67	3.52	.33	9.38%	188		3.1	3.2	3.3	3.5	3.7	3.9	4.1	
29. RID NAVIGAT '67	3.56	.29	8.15%	505	3.0	3.1	3.2	3.4	3.5	3.7	3.9	4.1	4.5
32. NAVY-OLIVERS-'72--	3.38	.33	9.76%	100		2.8	3.0	3.2	3.4	3.6	3.8	3.9	
40. SLOVAK-CIV--WOMEN	3.33	.25	7.51%	356	(2.9)			(3.2)		(3.5)		(3.7)	
48. NATO SURVEY-60/61	3.62	.26	7.18%	3325	3.1	3.2	3.3	3.4	3.6	3.8	4.0	4.1	4.3
49. TURKISH MIL-'60	3.67	.27	7.36%	912	3.1	3.2	3.3	3.5	3.7	3.9	4.0	4.1	4.3
50. GREEK MILIT '61	3.63	.27	7.44%	1071	3.1	3.2	3.3	3.4	3.6	3.8	4.0	4.1	4.2
51. ITALIAN MIL-'61	3.59	.25	6.96%	1342	3.1	3.2	3.3	3.4	3.6	3.8	3.9	4.0	4.2
53. FRENCH ARMY	3.41	.27	7.92%	794		3.0	3.1	3.2	3.4	3.6	3.7	3.9	
54. FRENCH PILOTS	3.50	.22	6.29%	65	3.2	3.2	3.2	3.3	3.5	3.7	3.8	3.8	

ENGLISH VALUES	MEAN	STD DEV	COEF OF V	-V-	1ST	5TH	10TH	25TH	50TH	75TH	90TH	95TH	99TH
-- -- -- -- -- PERCENTILES -- -- -- -- --													
610. MINIMUM FRONTAL BREADTH-CONTINUED													
32.NAVY-DIVERS-'72--	4.55	.31	6.81%	100	(4.0	4.2	4.3	4.6	4.8	5.0	5.1	
40.SLOVAK CIV.-WOMEN	4.19	.17	4.06%	1515	(3.9	4.0	4.1	4.2	4.3	4.5	4.6	4.7
48.NATO SURVEY-60/61	4.28	.18	4.21%	3325	3.9	4.0	4.1	4.2	4.3	4.4	4.5	4.6	4.7
49. TURKISH MIL-'60	4.30	.18	4.19%	912	3.9	4.0	4.0	4.1	4.2	4.4	4.5	4.6	4.7
50. GREEK MILIT '61	4.25	.18	4.24%	1071	3.9	4.0	4.0	4.1	4.2	4.3	4.5	4.6	4.8
51. ITALIAN MIL-'61	4.30	.17	3.95%	1342	3.9	4.0	4.1	4.2	4.3	4.4	4.5	4.6	
53.FRENCH ARMY	4.33	.24	5.54%	734	3.9	4.0	4.0	4.2	4.4	4.5	4.6	4.7	
54.FRENCH PILOTS	4.50	.16	3.56%	55	4.3	4.3	4.3	4.4	4.5	4.6	4.7	4.8	
55.FRENCH STUD PILOT	4.43	.18	4.06%	101	4.2	4.2	4.2	4.3	4.4	4.6	4.6	4.7	
56.FRENCH NAVY -I	4.45	.17	3.81%	212	4.2	4.2	4.3	4.4	4.4	4.6	4.6	4.8	
57.FRENCH NAVY -II	4.57	.18	3.94%	100	4.3	4.3	4.3	4.4	4.6	4.6	4.8	4.8	
60.GERMAN 20 YR OLDS	4.33	.20	4.62%	7144	4.0	4.0	4.1	4.2	4.3	4.5	4.5	4.6	
74.SLOVAK CIVILIANS	4.33	.19	4.39%	391	(4.0	(4.2	(4.5	(4.6	
77.FRENCH YOUNG MEN	4.24	.21	4.95%	2000	(3.9	(4.1	(4.4	(4.6	
80.JAPANESE AIRFORCE	4.13	.22	5.33%	686	3.8	3.8	3.9	4.0	4.1	4.3	4.4	4.5	
622. NASAL BREADTH.....													
1. STEWARDESSES 1971	1.25	.12	9.60%	422	1.1	1.1	1.1	1.2	1.3	1.3	1.4	1.5	
5. MAC SEPARATEE 1946	1.23	.11	8.94%	7563	1.0	1.1	1.1	1.2	1.2	1.3	1.4	1.4	1.6
7. AIR FORCE WMN '68	1.26	.13	10.32%	1905	1.0	1.1	1.1	1.2	1.3	1.3	1.4	1.5	1.6
8. WAF-NURSE OFCS	1.26	.12	9.52%	548	1.0	1.1	1.1	1.2	1.3	1.3	1.4	1.5	1.6
9. ENLISTED WAFS/W	1.23	.11	8.94%	1216	1.0	1.0	1.1	1.2	1.2	1.3	1.4	1.4	1.5
10.---ENLISTED-WAESC	1.48	.13	8.78%	131	1.3	1.3	1.3	1.4	1.5	1.6	1.7	1.7	
18. USAF FLY PRSNL '50	1.31	.10	7.63%	4000	1.1	1.2	1.2	1.2	1.3	1.4	1.4	1.5	1.6
19. USAF SURVEY 1965	1.35	.15	11.11%	3869	1.1	1.2	1.2	1.2	1.3	1.4	1.5	1.6	1.8
20. OFFICERS---1965	1.37	.11	8.03%	549	1.1	1.2	1.2	1.3	1.4	1.4	1.5	1.6	1.6
21. ENLISTED MEN '65	1.37	.14	10.22%	792	1.1	1.2	1.2	1.3	1.4	1.4	1.6	1.6	1.9
23. BASIC TRAINEE65	1.33	.16	12.03%	2527	1.1	1.1	1.2	1.2	1.3	1.4	1.6	1.7	1.8
24. NAVY FLYERS '64	1.40	.10	7.14%	1529	1.2	1.2	1.3	1.3	1.4	1.5	1.5	1.6	1.7
25. USAF FLY PRSNL '67	1.39	.12	8.63%	2420	1.2	1.2	1.3	1.3	1.4	1.5	1.5	1.6	1.7
26. STUDENT PLT '67	1.36	.10	7.35%	505	1.1	1.2	1.2	1.3	1.4	1.4	1.5	1.5	1.6
27. RATED PILOTS '67	1.41	.11	7.80%	1187	1.2	1.2	1.3	1.3	1.4	1.5	1.6	1.6	1.7
28. SOT NAVIGAT '67	1.38	.13	9.42%	188	1.2	1.2	1.2	1.3	1.4	1.5	1.6	1.6	
29. RTO NAVIGAT '67	1.40	.11	7.86%	505	1.2	1.2	1.3	1.3	1.4	1.5	1.5	1.6	1.8
32.NAVY-DIVERS-'72--	1.33	.13	9.77%	100	1.2	1.1	1.2	1.2	1.3	1.4	1.5	1.6	
40.SLOVAK CIV.-WOMEN	1.31	.10	7.63%	356	(1.1	1.2	1.2	1.3	1.4	1.5	1.6	
48.NATO SURVEY-60/61	1.43	.10	6.99%	3325	1.2	1.3	1.3	1.4	1.4	1.5	1.6	1.6	1.7
49. TURKISH MIL-'60	1.44	.11	7.64%	912	1.2	1.3	1.3	1.4	1.4	1.5	1.6	1.6	1.7
50. GREEK MILIT '61	1.43	.10	6.99%	1071	1.2	1.3	1.3	1.4	1.4	1.5	1.6	1.6	1.7
51. ITALIAN MIL-'61	1.41	.10	7.09%	1342	1.2	1.3	1.3	1.3	1.4	1.5	1.5	1.6	
53.FRENCH ARMY	1.34	.11	8.21%	794	1.2	1.2	1.2	1.3	1.3	1.4	1.5	1.5	
54.FRENCH PILOTS	1.38	.09	6.52%	65	1.3	1.3	1.3	1.3	1.4	1.5	1.5	1.5	

METRIC VALUES	MEAN	STD DEV	COEF OF V	-N-	1ST	5TH	10TH	25TH	50TH	75TH	90TH	95TH	99TH
622. NASAL BREADTH-CONTINUED													
55.FRENCH STUD PILOT	3.41	.27	7.92%	101		3.0	3.1	3.2	3.4	3.6	3.7	3.9	
56.FRENCH NAVY -I	3.41	.23	6.74%	212		3.0	3.1	3.2	3.4	3.6	3.7	3.8	
57.FRENCH NAVY -II	3.50	.24	6.86%	100		3.1	3.2	3.4	3.5	3.7	3.8	3.8	
59.GERMAN AVIATORS	3.41	.29	8.50%	1006		3.0	3.1	3.2	3.4	3.6	3.8	3.9	4.2
74.SLOVAK CIVILIANS	3.77	.32	8.49%	90	2.8	(3.2)	(3.0)	(3.6)	(4.0)	(4.3)	(4.3)	(4.3)	
77.FRENCH YOUNG MEN	3.47	.26	7.49%	2000	(3.0)	(3.0)	(3.3)	(3.6)	(4.0)	(4.2)	(4.3)	(4.3)	
83.JAPANESE PILOTS	3.82	.30	7.85%	236		3.2	3.4	3.7	3.8	4.0	4.2	4.3	
86.R.O.K.A.F. PILOTS	3.75	.12	3.20%	254		3.4	3.5	3.6	3.8	3.9	4.0	4.1	
625. NASAL ROOT BREADTH.....													
5.WAC SEPARATEE1946	1.56	.25	16.03%	7553	1.0	1.2	1.3	1.4	1.6	1.7	1.9	2.0	2.2
18.USAF FLY PRSNL'50	1.55	.21	13.55%	4000	1.0	1.2	1.3	1.4	1.6	1.7	1.8	1.9	2.0
19.USAF SURVEY 1965	1.83	.26	14.21%	3859	1.3	1.4	1.5	1.6	1.8	2.0	2.2	2.3	2.5
20. OFFICERS----1965	1.80	.25	13.89%	549	1.3	1.4	1.5	1.6	1.8	2.0	2.1	2.2	2.4
21. ENLISTED MEN'65	1.89	.27	14.29%	732	1.3	1.5	1.6	1.7	1.9	2.1	2.2	2.3	2.6
23. BASIC TRAINEE65	1.81	.26	14.36%	2527	1.3	1.4	1.5	1.6	1.8	2.0	2.2	2.3	2.5
24.NAVY-ELIERS-'64--	1.85	.30	16.22%	1529	1.1	1.4	1.5	1.7	1.8	2.0	2.2	2.4	2.6
48.NATO SURVEY-60/61	1.80	.22	12.22%	3325	1.3	1.5	1.5	1.7	1.8	1.9	2.1	2.2	2.3
49. TURKISH MIL.'60	1.88	.21	11.17%	912	1.4	1.5	1.6	1.7	1.9	2.0	2.2	2.2	2.4
50. GREEK MILIT.'61	1.82	.18	9.89%	1071	1.4	1.5	1.6	1.7	1.8	1.9	2.1	2.2	2.3
51. ITALIAN MIL.'61	1.73	.22	12.72%	1342	1.3	1.4	1.5	1.6	1.7	1.9	2.0	2.1	2.3
59.GERMAN AVIATORS	1.71	.24	14.04%	1006	1.2	1.3	1.4	1.5	1.7	1.9	2.0	2.1	2.3
77.FRENCH YOUNG MEN	1.79	.23	12.85%	2000	(1.4)	(1.4)	(1.6)	(1.6)	(1.9)	(1.9)	(2.1)	(2.2)	
86.R.O.K.A.F. PILOTS	1.67	.27	16.17%	254	1.3	1.3	1.3	1.5	1.7	1.8	2.1	2.2	
629. NASAL ROOT HEIGHT.....													
13.AIR TRAFFIC CNTRL 1954	5.97	5.97	3.61%	678	155.5	157.7	161.1	165.4	169.3	173.0	175.3	175.3	
18.USAF-ELY-PRSNL'50	155.00	6.03	3.65%	4000	150.9	155.1	157.3	161.0	165.0	169.0	172.7	175.0	179.5
86.R.O.K.A.F. PILOTS	158.49	4.82	3.04%	254	148.8	151.7	155.0	158.7	161.5	164.4	165.5	165.5	
636. NECK-BUSTPOINT LENGTH.....													
2.US WOMEN-D/A 1940	28.02	3.81	13.60%	****	(21.8)	(21.8)	(25.5)	(30.6)	(34.3)	(34.3)	(34.3)	(34.3)	
7.AIR FORCE WMN '68	25.49	1.89	7.41%	1905	21.4	22.5	23.1	24.2	25.4	26.7	28.0	28.8	30.3
8. WAF-NURSE OFCRS	26.09	1.99	7.63%	548	21.9	23.0	23.6	24.6	25.9	27.4	28.8	29.6	30.9
9. ENLISTED WAFS/W	25.32	1.78	7.03%	1216	21.3	22.5	23.1	24.1	25.2	26.5	27.7	28.4	29.7
10.---ENLISTED-WAFS/W	24.70	1.78	7.21%	131	21.8	22.4	23.5	24.7	25.7	26.9	27.8	27.8	
43.English CIV WOMEN	27.28	2.97	10.89%	4995	23.1	23.9	25.2	26.8	29.0	31.3	32.7	32.7	
637. NECK-CERVICALE LENGTH.....													
5.WAC SEPARATEE1946	9.13	.93	10.19%	7553	7.0	7.6	7.9	8.5	9.2	9.8	10.3	10.6	11.4

ENGLISH VALUES			-- -- -- -- -- PERCENTILES -- -- -- -- --									
	MEAN	STD DEV	COEF OF V	1ST	5TH	10TH	25TH	50TH	75TH	90TH	95TH	99TH
622. NASAL BREADTH-CONTINUED												
55.FRENCH STUO PILOT	1.34	.11	8.21% 101		1.2	1.2	1.3	1.3	1.4	1.5	1.5	
56.FRENCH NAVY -I	1.34	.09	6.72% 212		1.2	1.2	1.3	1.3	1.4	1.5	1.5	
57.FRENCH NAVY -II	1.38	.09	6.52% 100		1.2	1.3	1.3	1.4	1.5	1.5	1.5	
59.GERMAN AVIATORS	1.34	.11	8.21% 100b	1.1	1.2	1.2	1.3	1.3	1.4	1.5	1.5	1.6
74.SLOVAK CIVILIANS	1.48	.13	8.78% 90	(1.3)	(1.4)	(1.6)	(1.7)	
77.FRENCH YOUNG MEN	1.36	.10	7.35% 200u	(1.2)	(1.3)	(1.4)	(1.5)	
83.JAPANESE PILOTS	1.50	.12	8.00% 236		1.3	1.3	1.5	1.5	1.6	1.7	1.7	
86.R.O.K.A.F. PILOTS	1.47	.05	3.40% 204		1.3	1.4	1.4	1.5	1.5	1.6	1.6	
625. NASAL ROOT BREADTH.....												
5.WAC SEPARATEE1946	.61	.10	16.39% 7523	.4	.5	.5	.6	.6	.7	.7	.8	.9
18.USAF FLY PRSNL'50	.61	.08	13.11% 4000	.4	.5	.5	.6	.6	.7	.7	.8	.8
19.USAF SURVEY 1965	.72	.10	13.89% 3859	.5	.6	.6	.7	.7	.8	.9	.9	1.0
20. OFFICERS---1965	.71	.10	14.08% 549	.5	.6	.6	.6	.7	.8	.8	.9	.9
21. ENLISTED MEN'65	.74	.10	13.51% 792	.5	.6	.6	.7	.7	.8	.9	.9	1.0
23. BASIC TRAINEE65	.71	.10	14.08% 2527	.5	.6	.6	.6	.7	.8	.9	.9	1.0
24.NAVY ELYERS-'64--	.73	.12	16.44% 1529	.4	.5	.6	.7	.7	.8	.8	.9	.9
48.NATO SURVEY-60/61	.71	.09	12.68% 3325	.5	.6	.6	.7	.7	.8	.8	.9	.9
49. TURKISH MIL.'60	.74	.08	10.81% 912	.5	.6	.6	.7	.7	.8	.9	.9	.9
50. GREEK MILIT '61	.72	.07	9.72% 1071	.5	.6	.6	.7	.7	.8	.8	.9	.9
51. ITALIAN MIL.'61	.68	.09	13.24% 1342	.5	.6	.6	.6	.6	.7	.8	.8	.9
59.GERMAN AVIATORS	.67	.09	13.43% 1005	.5	.5	.6	.6	.6	.7	.7	.8	.9
77.FRENCH YOUNG MEN	.71	.09	12.68% 200u	(.6)	(.6)	(.8)	(.9)	
86.R.O.K.A.F. PILOTS	.66	.11	16.67% 254	.5	.5	.5	.5	.7	.7	.8	.9	
629. NASAL ROOT HEIGHT.....												
13.AIR TRAFFIC CNTRL	65.17	2.35	3.61% 678	61.2	62.1	62.1	63.4	65.1	66.6	68.1	69.0	
18.USAE-ELY-PRSNL'50	64.96	2.37	3.65% 4000	59.4	61.1	61.9	63.4	65.0	66.5	68.0	69.7	70.7
86.R.O.K.A.F. PILOTS	62.39	1.99	3.03% 254	59.0	59.0	59.7	61.0	62.5	63.6	64.7	65.2	
636. NECK-BUSTPOINT LENGTH.....												
2.US WOMEN-O/A 1940	11.03	1.50	13.60% ***	(8.6)	(10.0)	(12.0)	(13.5)	
7.AIR FORCE WMN '68	10.04	.74	7.37% 1905	8.4	8.9	9.1	9.5	10.0	10.5	11.0	11.3	11.9
8. WAF-NURSE OFCRS	10.27	.78	7.59% 548	8.6	9.1	9.3	9.7	10.2	10.8	11.3	11.7	12.2
9. ENLISTED WAFS/W	9.97	.70	7.02% 1215	8.4	8.8	9.1	9.5	9.9	10.4	10.9	11.2	11.7
10.---ENLISTED-WAFS/8	9.72	.70	7.26% 131		8.6	8.8	9.3	9.7	10.1	10.6	10.9	
43.ENGLISH CIV WOMEN	10.74	1.17	10.89% 4995	9.1	9.1	9.4	9.9	10.6	11.4	12.3	12.9	
637. NECK-CERVICAL LENGTH.....												
5.WAC SEPARATEE1946	3.60	.37	10.28% 7553	2.7	3.0	3.1	3.4	3.6	3.8	4.1	4.2	4.5

METRIC VALUES	MEAN	STD DEV	COEF OF V	-N-	1ST	5TH	10TH	25TH	50TH	75TH	90TH	95TH	99TH
PERCENTILES													
638. NECK-WAIST LENGTH.....													
5.WAC SEPARATEE1946	42.53	2.51	5.90%	7553	36.8	38.5	39.4	40.9	42.5	44.2	45.8	46.8	48.9
639. NECK CIRCUMFERENCE.....													
1.STEWARDESSES 1971	29.87	1.16	3.88%	421		28.1	28.5	29.1	29.9	30.7	31.5	32.0	
2.US WOMEN-D/A 1940	38.79	2.36	6.08%	****	(34.9)	29.2	29.8	30.6	31.7	32.8	34.0	34.7	
5.WAC SEPARATEE1946	31.79	1.66	5.22%	7553	28.3	30.3	30.7	31.6	32.6	33.7	34.9	35.7	36.4
6.WAF BASIC TR 1952	32.73	1.66	5.07%	846	30.2	31.1	31.6	32.6	33.7	34.8	35.9	36.7	
7.AIR FORCE WMN '68	33.75	1.68	4.98%	1905	30.2	31.3	31.9	32.7	33.9	35.2	36.5	37.3	38.2
8. WAF-NURSE OFCRS	34.02	1.80	5.29%	548	30.2	31.0	31.6	32.6	33.6	34.7	35.7	36.3	37.9
9. ENLISTED WAFS/W	33.67	1.60	4.75%	1216	30.2	31.0	31.4	32.3	33.3	34.5	35.6	36.4	
10.---ENLISTED WAESZB	33.47	1.63	4.87%	131		34.9	35.3	36.5	37.8	39.5	40.9	41.7	
13.AIR TRAFFIC CNTRL	38.38	2.16	5.63%	681	(33.8)	33.3	33.9	35.0	36.2	37.5	38.7	39.6	
14.ARMV SEPARATEE'46	36.88	1.85	5.02%	****	34.1	35.2	35.7	36.7	37.9	39.1	40.3	41.1	42.5
17.USAF BASIC TR '52	36.24	1.94	5.35%	3322	32.5	33.6	34.2	35.3	36.7	38.2	39.7	40.7	42.6
18.USAF FLY PRSNL'50	37.96	1.80	4.74%	4000	34.2	35.6	36.2	37.2	38.3	39.6	40.8	41.5	42.9
19.USAF SURVEY 1965	36.84	2.16	5.86%	3869	32.7	34.3	35.0	36.1	37.4	39.0	40.6	41.6	43.4
20. OFFICERS---1965	38.43	1.81	4.71%	549	32.4	33.3	33.9	34.9	36.1	37.4	38.8	39.7	41.7
21. ENLISTED MEN'65	37.61	2.23	5.93%	792	34.3	35.5	36.1	37.2	38.4	39.7	40.8	41.6	43.1
23. BASIC TRAINEES	36.25	1.95	5.38%	2527	34.3	35.4	36.0	37.0	38.3	39.6	40.8	41.7	43.3
24.NAVY FLYERS '64	38.46	1.84	4.78%	1529	34.3	35.5	36.2	37.3	38.5	39.8	41.0	41.8	43.5
25.USAF FLY PRSNL'67	38.34	1.91	4.98%	2420	34.7	35.7	36.3	37.5	38.7	39.9	41.0	41.8	43.5
26. STUDENT PLT '67	37.95	1.88	4.95%	505	33.0	34.2	34.8	35.9	37.3	38.7	40.1	41.0	42.6
27. RATED PILOTS'67	38.57	1.89	4.95%	505	32.3	33.4	34.0	35.1	36.5	37.8	39.1	40.0	41.6
28. SOT NAVIGAT '67	37.73	1.86	4.92%	188	33.5	34.7	35.3	36.5	37.7	38.9	40.0	40.8	42.7
29. RTD NAVIGAT '67	38.42	1.90	4.95%	505	33.5	34.7	35.4	36.4	37.6	38.9	40.2	41.4	42.6
30.ARMV SOLDIERS '66	37.39	2.07	5.54%	6682	33.5	34.7	35.4	36.4	37.6	38.9	40.2	41.4	42.6
31.NAVY ENLISTED '66	36.53	2.00	5.47%	4095	33.2	34.6	35.3	36.4	37.7	39.1	40.4	41.2	42.7
32.NAVY DIVERS '72	38.80	2.05	5.28%	100	32.9	34.3	35.9	37.1	38.3	39.7	40.9	41.7	43.5
33.MARINE ENLIST '66	37.71	1.91	5.06%	2008	(34.3)	34.0	34.7	35.8	37.1	38.2	39.4	40.1	41.5
34.ARMV AVIATORS '59	38.37	1.93	5.03%	500	32.2	33.2	33.8	35.0	36.2	37.5	38.7	39.4	41.0
36.ARMV AVIATORS '70	37.75	2.00	5.30%	1482	33.2	34.1	34.7	35.7	36.8	38.0	39.0	39.6	40.7
43.ENGLISH CIV WOMEN	38.39	1.98	5.16%	4995	34.4	35.2	35.7	36.6	37.7	38.9	40.0	40.7	42.3
46.JAPANESE-CIV-WMN	37.10	1.70	4.58%	1622	31.8	32.8	33.3	34.3	35.3	36.3	37.3	38.3	39.3
48.NATO SURVEY-60/61	36.69	1.84	4.99%	3325	34.1	34.6	35.3	36.6	37.9	39.2	40.4	41.0	42.6
49. TURKISH MIL.'60	36.14	1.87	5.17%	912	34.9	36.0	36.5	37.0	38.1	39.0	40.4	41.0	42.6
50. GREEK MILIT '61	36.62	1.65	4.51%	1071	33.2	34.1	34.7	35.7	36.8	38.0	39.0	39.6	40.7
51. ITALIAN MIL.'61	37.62	1.69	4.49%	1342	34.4	35.2	35.7	36.6	37.7	38.9	40.0	40.7	42.3
52.BANTU MINERS	34.29	1.42	4.14%	485		31.8	32.8	33.8	34.8	35.8	36.8	37.8	38.8
53.FRENCH ARMY	36.74	1.69	4.60%	794	34.1	34.6	35.3	36.6	37.9	39.2	40.4	41.0	42.6
54.FRENCH PILOTS	37.93	1.99	5.25%	65	34.9	36.0	36.5	37.0	38.1	39.0	40.4	41.0	42.6
55.FRENCH STUO PILOT	35.61	1.75	4.91%	101	33.2	33.5	34.3	35.3	36.3	37.3	38.3	39.3	40.3
56.FRENCH NAVY -I	36.61	1.91	5.22%	212	34.0	34.4	35.2	36.2	37.2	38.2	39.2	40.2	41.2

ENGLISH VALUES	MEAN	STD DEV	COEF OF V	-N-	1ST	5TH	10TH	25TH	50TH	75TH	90TH	95TH	99TH
638. NECK-MAIST LENGTH.....													
5.WAC SEPARATEE1946	16.75	.99	5.91%	7553	14.5	15.2	15.5	16.1	16.7	17.4	18.0	18.4	19.2
639. NECK CIRCUMFERENCE.....													
1.STEWARDESSES 1971	11.76	.46	3.91%	421		11.1	11.2	11.5	11.8	12.1	12.4	12.6	
2.US WOMEN-D/A 1940	15.27	.93	6.09%	***		(13.7)		(14.6)		(15.9)		(15.8)	
5.WAC SEPARATEE1946	12.52	.66	5.27%	7553	11.1	11.5	11.7	12.1	12.5	12.9	13.4	13.7	14.3
6.WAF BASIC TR 1952	12.99	.65	5.00%	846	11.6	11.9	12.1	12.4	12.8	13.3	13.7	14.1	14.8
7.AIR FORCE WMN '68	13.29	.66	4.97%	1905	11.9	12.2	12.5	12.8	13.3	13.7	14.2	14.4	15.0
8. WAF-NURSE OFCRS	13.39	.71	5.30%	548	11.9	12.3	12.5	12.9	13.3	13.9	14.4	14.7	15.1
9. ENLISTED WAFS/W	13.26	.63	4.75%	1216	11.9	12.2	12.4	12.8	13.3	13.7	14.0	14.3	14.9
10.---ENLISTED-WAESZB	13.18	.64	4.86%	131		12.2	12.4	12.7	13.1	13.6	14.0	14.3	
13.AIR TRAFFIC CNTRL	15.11	.85	5.63%	681		13.7	13.9	14.4	14.9	15.5	16.1	16.4	
14.ARMV SEPARATEE'46	14.52	.73	5.03%	***		(13.3)		(14.0)		(15.0)		(15.7)	
17.USAF BASIC TR '52	14.27	.76	5.33%	3322	12.6	13.1	13.3	13.8	14.3	14.8	15.2	15.6	16.3
18.USAF FLY PRSNL'50	14.94	.71	4.75%	4000	13.4	13.8	14.1	14.5	14.9	15.4	15.9	16.2	16.7
19.USAF SURVEY 1965	14.50	.85	5.86%	3869	12.8	13.2	13.5	13.9	14.4	15.0	15.6	16.0	16.8
20. OFFICERS---1965	15.13	.71	4.69%	549	13.5	14.0	14.3	14.7	15.1	15.6	16.1	16.4	16.9
21. ENLISTED MEN'65	14.81	.88	5.94%	792	12.9	13.5	13.8	14.2	14.7	15.3	16.0	16.4	17.1
23. BASIC TRAINEE65	14.27	.77	5.40%	2527	12.8	13.1	13.3	13.7	14.2	14.7	15.3	15.6	16.4
24.NAVY FLYERS '64	15.14	.73	4.82%	1529	13.5	14.0	14.2	14.7	15.1	15.6	16.1	16.4	17.0
25.USAF FLY PRSNL'67	15.10	.75	4.97%	2420	13.5	13.9	14.2	14.6	15.1	15.6	16.1	16.4	17.1
26. STUDENT PLT '67	14.94	.74	4.95%	505	13.4	13.8	14.0	14.3	14.7	15.2	15.7	16.1	16.5
27. RATED PILOTS'67	15.19	.74	4.87%	1187	13.5	14.0	14.3	14.7	15.2	15.7	16.1	16.5	17.1
28. SOT NAVIGAT '67	14.85	.73	4.92%	188		13.7	13.9	14.4	14.9	15.3	15.8	16.1	16.5
29. RTO NAVIGAT '67	15.13	.75	4.96%	505	13.7	14.0	14.2	14.6	15.1	15.6	16.1	16.5	17.1
30.ARMV SOLDIERS '66	14.72	.81	5.50%	6682	13.0	13.5	13.7	14.2	14.7	15.2	15.8	16.1	16.8
31.NAVY ENLISTED '66	14.38	.79	5.49%	4095	12.7	13.2	13.4	13.8	14.4	14.9	15.4	15.7	16.4
32.NAVY DIVERS '72	15.28	.81	5.30%	100	13.2	14.0	14.2	14.7	15.3	15.8	16.3	16.6	
33.MARINE ENLIST '66	14.84	.75	5.05%	2008	13.2	13.7	13.9	14.3	14.8	15.3	15.8	16.1	16.8
34.ARMV AVIATORS '59	15.11	.76	5.03%	500		13.8	14.1	14.6	15.1	15.6	16.1	16.3	
35.ARMV AVIATORS '70	14.86	.79	5.32%	1482		13.6	13.9	14.3	14.8	15.4	15.9	16.2	
43.ENGLISH CIV WOMEN	15.12	.78	5.16%	4995		13.9	14.2	14.6	15.1	15.6	16.1	16.4	
46.JAPANESE-CIV--WMN	14.60	.70	4.79%	1622	(13.4)		(14.1)		(15.1)		(15.8)		
48.NATO SURVEY-60/61	14.52	.72	4.96%	3325	13.0	13.4	13.7	14.1	14.6	15.1	15.5	15.8	16.4
49. TURKISH MIL '60	14.23	.74	5.20%	912	12.7	13.1	13.3	13.8	14.3	14.8	15.2	15.5	16.1
50. GREEK MILIT '61	14.42	.65	4.51%	1071	13.1	13.4	13.7	14.0	14.5	14.9	15.3	15.6	16.0
51. ITALIAN MIL '61	14.81	.67	4.52%	1342	13.5	13.9	14.1	14.4	14.9	15.3	15.7	16.0	16.6
52.BANTU MINERS	13.50	.56	4.15%	485	12.5	12.9			13.5	14.0	14.4	14.9	15.4
53.FRENCH ARMY	14.46	.67	4.63%	734	13.4	13.6	14.0		14.5	14.9	15.3	15.6	16.1
54.FRENCH PILOTS	14.93	.78	5.22%	65	13.7	14.2	14.6		15.0	15.4	15.9	16.1	16.8
55.FRENCH STUD PILOT	14.02	.69	4.92%	101	13.1	13.2	13.5	13.9	14.3	14.7	15.1	15.5	16.0
56.FRENCH NAVY -I	14.41	.75	5.20%	212	13.4	13.5	13.9		14.3	14.7	15.1	15.5	16.0

METRIC VALUES	MEAN	STD DEV	COEF OF V	-V-	1ST	5TH	10TH	25TH	50TH	75TH	90TH	95TH	99TH
639. NECK CIRCUMFERENCE-CONTINUED													
57.FRENCH NAVY -II	37.71	1.96	5.20%	130		34.9	35.7	36.2	37.5	38.9	40.5	41.0	
59.GERMAN AVIATORS	38.14	1.74	4.56%	100	34.3	35.4	36.0	36.9	38.1	39.3	40.5	41.2	42.5
60.GERMAN 20 YR OLDS	36.50	1.80	4.93%	7144		33.6	34.3	35.3	36.5	37.6	38.9	39.7	
61.GERMANS/25-43 YRS	37.90	1.90	5.01%	2643		34.8	35.5	36.5	37.8	39.1	40.2	41.1	
62.CANADIAN MILIT*64	39.55	2.24	5.66%	565		36.0	36.6	38.0	39.4	41.2	42.5	43.3	
65.ROYAL ARMOR CORP	37.84	1.88	4.97%	500		34.9	35.5	36.5	37.6	38.9	40.3	41.3	
66.ROYAL AIR FORCE	38.15	1.69	4.43%	2000	34.4	35.5	36.0	37.0	38.1	39.3	40.4	41.0	42.2
67.RAF AIRCREW	38.19	1.75	4.58%	200		35.6	36.0	36.8	38.0	39.3	40.3	41.0	
68.RCAF PILOTS	37.54	1.70	4.53%	314		35.0	35.5	36.3	37.5	38.6	39.8	40.3	
69.RCAF NAVIGATORS	37.33	1.62	4.34%	230		34.7	35.3	36.3	37.3	38.3	39.3	40.1	
70.NEW ZEALAND AIRF.	38.27	1.81	4.73%	238	(35.3)	(35.3)	(37.0)	(37.0)	(39.5)	(39.5)	(41.2)	(41.2)	
75.LATIN AMERICANS	35.80	2.00	5.59%	1985	32.7	33.3	34.3	35.5	36.7	38.0	39.0	39.0	
77.FRENCH YOUNG MEN	36.30	1.72	4.74%	2000	(33.5)	(33.5)	(35.1)	(35.1)	(37.5)	(37.5)	(39.1)	(39.1)	
78.SOUTH AFRICANS	37.83	2.26	5.97%	1443	34.4	(32.9)	(34.7)	(34.7)	(37.6)	(37.6)	(39.1)	(39.1)	
79.JAPANESE CIV. MEN	36.00	1.90	5.28%	1870	(32.9)	33.4	33.9	34.8	35.9	37.1	38.2	38.9	
80.JAPANESE AIRFORCE	35.97	1.70	4.73%	1176		34.4	34.9	35.6	36.6	37.6	38.6	39.2	
81. JAPAN AF PILOTS	36.68	1.52	4.14%	210	33.5	34.0	34.8	35.9	36.9	37.0	38.1	38.7	
82. JAPAN AF NAVIG	35.95	1.62	4.51%	538		33.6	34.2	35.1	36.0	37.0	38.4	39.1	
83.JAPANESE PILOTS	36.22	1.67	4.61%	236		31.3	31.8	32.7	33.7	34.7	35.8	36.4	
84.THAI MILITARY	33.80	1.60	4.73%	2950	30.1	31.1	31.6	32.5	33.4	34.6	35.7	36.4	37.7
85.VIETNAM MILITARY	33.56	1.59	4.74%	2129		33.8	34.4	35.5	36.6	37.9	39.0	39.4	
86.R.O.K.A.F. PILOTS	36.68	2.11	5.75%	264		32.0	32.5	33.4	34.3	35.2	36.2	37.0	
87.KOREAN FORCES -65	34.40	1.50	4.36%	3747		33.6	34.1	35.1	36.2	37.5	38.8	39.6	
90.IRANIAN MILITARY	36.34	1.86	5.12%	9414		33.5	34.0	35.1	36.1	37.6	38.6	39.1	
91.AUSTRALIAN ARMY69	36.32	1.78	4.90%	3695									
649. NOSE LENGTH.....													
5.WAC-SERABIEE1946	4.80	.56	11.67%	7553	3.6	4.1	4.2	4.5	4.8	5.1	5.3	5.6	7.0
18.USAF FLY PRSNL*50	5.09	.34	6.68%	4000	4.3	4.5	4.7	4.9	5.1	5.3	5.5	5.7	5.9
24.NAVY FLYERS *64	5.34	.37	6.93%	1529	4.5	4.7	4.9	5.1	5.3	5.5	5.8	5.9	6.2
32.NAVY-QUIVERS-72--	5.30	.36	6.79%	100		4.7	4.8	5.1	5.3	5.5	5.8	5.9	
40.SLOVAK-CIV.-WOMEN	5.07	.35	6.90%	356	(4.5)	(4.5)	(4.8)	(4.8)	(5.3)	(5.3)	(5.6)	(5.6)	
68.RCAF PILOTS	4.97	.48	9.66%	314		4.3	4.3	4.5	5.0	5.3	5.5	5.8	
69.RCAF NAVIGATORS	5.02	.45	8.96%	290		4.3	4.5	4.5	5.0	5.3	5.5	5.8	
74.SLOVAK CIVILIANS	5.64	.40	7.09%	90	(5.0)	(5.0)	(5.4)	(5.4)	(5.9)	(5.9)	(6.3)	(6.3)	
77.FRENCH YOUNG MEN	5.65	.38	6.73%	2000	(5.0)	(5.0)	(5.4)	(5.4)	(5.9)	(5.9)	(6.3)	(6.3)	
83.JAPANESE PILOTS	4.97	.33	6.64%	237		4.5	4.6	4.7	5.0	5.2	5.4	5.5	
86.R.O.K.A.F. PILOTS	5.17	.32	6.19%	264		4.8	4.8	5.0	5.2	5.4	5.5	5.6	
652. NOSE PROTRUSION.....													
18.USAF FLY PRSNL*50	2.27	.28	12.33%	4000	1.6	1.8	1.9	2.1	2.3	2.5	2.6	2.7	3.0
19.USAF SURVEY 1965	2.35	.30	12.77%	3859	1.7	1.9	2.0	2.1	2.3	2.6	2.7	2.9	3.1

ENGLISH VALUES	MEAN	STD DEV	COEF OF V	-V-	1ST	5TH	10TH	25TH	50TH	75TH	90TH	95TH	99TH
639. NECK CIRCUMFERENCE-CONTINUED													
57.FRENCH NAVY -II	14.85	.77	5.19%	100	13.5	13.7	14.1	14.3	14.8	15.3	15.9	16.1	
59.GERMAN AVIATORS	15.02	.69	4.59%	1006	13.5	14.0	14.2	14.5	15.0	15.5	15.9	16.2	16.7
60.GERMAN 20 YR OLDS	14.37	.71	4.94%	7144		13.2	13.5	13.9	14.4	14.8	15.3	15.6	
61.GERMANS/25-40 YRS	14.92	.75	5.03%	2643		13.7	14.0	14.4	14.9	15.4	15.8	16.2	
62.CANADIAN MILIT*64	15.57	.88	5.65%	565		14.2	14.4	15.0	15.5	16.2	16.7	17.1	
65.ROYAL ARMOR CORP	14.90	.74	4.97%	500		13.7	14.0	14.4	14.8	15.3	15.9	16.3	
66.ROYAL AIR FORCE	15.02	.66	4.39%	2000	13.6	14.0	14.2	14.6	15.0	15.5	15.9	16.2	16.6
67.RAF AIRCREW	15.03	.69	4.59%	200		14.0	14.2	14.5	15.0	15.5	15.9	16.1	
68.RCAF PILOTS	14.78	.67	4.53%	314		13.8	14.0	14.3	14.8	15.2	15.7	15.9	
69.RCAF NAVIGATORS	14.70	.64	4.35%	290		13.7	13.9	14.3	14.7	15.1	15.5	15.8	
70.NEW ZEALAND AIRF.	15.07	.71	4.71%	238		(13.9)	(14.6)	(15.5)	(16.2)				
75.LATIN AMERICANS	14.10	.80	5.67%	1985		12.9	13.1	13.5	14.0	14.4	15.0	15.4	
77.FRENCH YOUNG MEN	14.29	.68	4.76%	2000		(13.2)	(13.8)	(14.7)	(15.3)				
78.SOUTH AFRICANS	14.89	.89	5.98%	1443		13.5		14.8	(14.7)	(15.4)			
79.JAPANESE CIV. MEN	14.20	.70	4.93%	1870		(13.0)	(13.7)	(14.7)	(15.4)				
80.JAPANESE AIRFORCE	14.16	.67	4.73%	1176		13.1	13.3	13.7	14.1	14.6	15.0	15.3	
81. JAPAN AF PILOTS	14.44	.60	4.16%	210		13.5	13.7	14.0	14.4	14.8	15.2	15.4	
82. JAPAN AF NAVIG	14.15	.64	4.52%	538		13.2	13.4	13.7	14.1	14.6	15.0	15.2	
83.JAPANESE PILOTS	14.26	.66	4.63%	236		13.2	13.5	13.8	14.2	14.7	15.1	15.4	
84.THAI MILITARY	13.30	.62	4.66%	2950		12.3	12.5	12.9	13.3	13.7	14.1	14.3	
85.VIETNAM MILITARY	13.21	.63	4.77%	2129	11.9	12.3	12.5	12.8	13.2	13.6	14.1	14.3	14.9
86.R.O.K.A.F. PILOTS	14.44	.83	5.75%	254		13.3	13.5	14.0	14.4	14.9	15.3	15.5	
87.KOREAN FORCES -65	13.54	.59	4.36%	3747		12.6	12.8	13.1	13.5	13.9	14.3	14.6	
90.IRANIAN MILITARY	14.31	.73	5.10%	9414		13.2	13.4	13.8	14.3	14.8	15.3	15.6	
91.AUSTRALIAN ARMY69	14.30	.70	4.90%	3695		13.2	13.4	13.8	14.2	14.8	15.2	15.4	
649. NOSE LENGTH.....													
5.WAG-SERABIEE1946	1.89	.22	11.64%	7563	1.4	1.6	1.7	1.8	1.9	2.0	2.1	2.2	2.8
18.USAF FLY PRSNL*50	2.01	.13	6.47%	4000	1.7	1.8	1.8	1.9	2.0	2.1	2.2	2.2	2.3
24.NAVY FLYERS *64	2.10	.15	7.14%	1529	1.8	1.9	1.9	2.0	2.1	2.2	2.3	2.3	2.5
32.NAVY DIVERS-72--	2.09	.14	6.70%	100		1.9	1.9	2.0	2.1	2.2	2.3	2.3	
40.SLOVAK CIVIL-WOMEN	2.00	.14	7.00%	356		(1.8)	(1.9)	(2.1)	(2.1)	(2.2)	(2.2)	(2.2)	
68.RCAF PILOTS	1.96	.19	9.69%	314		1.7	1.7	1.8	2.0	2.1	2.2	2.3	
69.RCAF NAVIGATORS	1.98	.18	9.09%	290		1.7	1.8	1.8	2.0	2.1	2.2	2.4	
74.SLOVAK CIVILIANS	2.22	.16	7.21%	90		(2.0)	(2.1)	(2.1)	(2.3)	(2.3)	(2.5)	(2.5)	
77.FRENCH YOUNG MEN	2.22	.15	6.76%	2000		(2.0)	(2.1)	(2.1)	(2.3)	(2.3)	(2.5)	(2.5)	
83.JAPANESE PILOTS	1.96	.13	6.63%	237		1.8	1.8	1.9	2.0	2.0	2.1	2.2	
86.R.O.K.A.F. PILOTS	2.03	.13	6.40%	254		1.9	1.9	2.0	2.0	2.1	2.2	2.2	
652. NOSE PROTRUSION.....													
18.USAF FLY PRSNL*50	.89	.11	12.36%	4000	.5	.7	.8	.8	.9	1.0	1.0	1.1	1.2
19.USAF SURVEY 1965	.92	.12	13.04%	3859	.7	.7	.8	.8	.9	1.0	1.0	1.1	1.2

METRIC VALUES	MEAN	STD DEV	COEF OF V	-N-	1ST	5TH	10TH	25TH	50TH	75TH	90TH	95TH	99TH
652. NOSE PROTRUSION-CONTINUED													
20. OFFICERS---1965	2.54	.26	10.24%	549	2.0	2.1	2.2	2.4	2.5	2.7	2.9	3.0	3.2
21. ENLISTED MEN*65	2.45	.29	11.84%	792	1.7	1.9	2.1	2.3	2.5	2.7	2.8	2.9	3.1
23. BASIC TRAINEE65	2.27	.28	12.33%	2527	1.6	1.8	1.9	2.1	2.3	2.5	2.6	2.8	3.0
24. NAVY-ELIERS-164--	2.29	.25	10.92%	1529	1.7	1.9	2.0	2.1	2.3	2.4	2.6	2.7	3.0
48. NATO SURVEY-60/61	2.33	.26	11.16%	3325	1.8	2.0	2.0	2.2	2.3	2.5	2.7	2.8	3.1
49. TURKISH MIL.*60	2.24	.25	11.16%	912	1.7	1.9	1.9	2.1	2.2	2.4	2.6	2.7	3.0
50. GREEK MILIT.*61	2.35	.23	9.79%	1071	1.9	2.0	2.1	2.2	2.3	2.5	2.7	2.8	3.0
51. ITALIAN MIL.*61	2.39	.28	11.72%	1342	1.8	2.0	2.1	2.2	2.4	2.5	2.8	2.9	3.2
53. FRENCH ARMY	1.98	.23	11.62%	734	1.6	1.7	1.7	1.8	2.0	2.1	2.3	2.3	
54. FRENCH PILOTS	2.04	.19	9.31%	65	1.8	1.8	1.8	1.9	2.0	2.1	2.3	2.4	
55. FRENCH STUD PILOT	2.64	.23	11.27%	101	1.7	1.8	1.8	1.9	2.0	2.2	2.3	2.4	
56. FRENCH NAVY -I	1.96	.23	11.73%	212	1.6	1.7	1.7	1.8	2.0	2.1	2.3	2.3	
57. FRENCH NAVY -II	1.99	.20	10.05%	100	1.7	1.8	1.8	1.9	2.0	2.1	2.3	2.3	
59. GERMAN AVIATORS	2.24	.34	15.18%	1006	1.5	1.7	1.8	2.0	2.2	2.5	2.7	2.8	3.1
77. FRENCH YOUNG MEN	2.07	.23	11.11%	2000	(1.7)	(1.9)	(2.2)	(2.4)	
86. R.O.K.A.F. PILOTS	1.87	.17	9.09%	264	1.6	1.7	1.7	1.7	1.8	2.0	2.1	2.2	
654. OLECRANON HEIGHT.....													
53. FRENCH ARMY	105.29	4.91	4.66%	792	97.7	99.1	102.1	105.1	108.5	111.9	113.8		
54. FRENCH PILOTS	108.02	3.91	3.62%	65	101.9	102.9	104.8	107.9	110.9	113.7	114.0		
55. FRENCH STUD PILOT	106.87	3.96	3.71%	101	100.1	101.6	103.9	106.9	109.4	112.1	113.5		
56. FRENCH NAVY -I	105.01	4.78	4.55%	212	96.9	98.7	101.7	104.6	108.3	111.3	112.7		
57. FRENCH NAVY -II	106.32	4.68	4.40%	100	93.3	100.3	102.7	105.9	109.4	113.0	115.0		
80. JAPANESE AIRFORCE	101.45	3.85	3.79%	1176	95.5	96.7	98.8	101.3	103.9	106.5	108.0		
81. JAPAN AF PILOTS	102.34	3.75	3.66%	210	96.7	97.8	99.8	102.2	104.7	107.1	108.6		
82. JAPAN AF NAVIG	101.29	3.82	3.77%	538	95.4	96.6	98.6	101.1	103.8	106.3	108.0		
656. PALM LENGTH.....													
1. STEWARDESSES 1971	9.68	.54	5.58%	423	8.8	9.0	9.4	9.7	10.1	10.4	10.6		
6. MAE-BASIC-IR-1952	9.50	.64	6.74%	850	8.5	8.7	9.0	9.5	9.9	10.3	10.6		
17. USAF BASIC TR.*52	10.91	.63	5.77%	3321	10.0	10.2	10.5	10.9	11.3	11.7	12.0		
18. USAF FLY PRSNL*50	10.77	.54	5.01%	4000	9.6	9.9	10.1	10.4	10.8	11.1	11.5	11.7	12.0
19. USAF SURVEY 1965	11.49	.67	5.83%	3869	10.0	10.4	10.6	11.0	11.5	11.9	12.4	12.6	13.2
20. OFFICERS---1965	11.36	.61	5.37%	549	10.0	10.4	10.6	10.9	11.3	11.8	12.2	12.4	12.7
21. ENLISTED MEN*65	11.40	.62	5.44%	792	10.1	10.4	10.6	11.0	11.4	11.8	12.2	12.5	13.0
23. BASIC TRAINEE65	11.54	.69	5.98%	2527	10.0	10.4	10.7	11.1	11.5	12.0	12.4	12.7	13.3
25. USAF FLY PRSNL*67	10.83	.54	4.99%	2420	9.6	10.0	10.2	10.5	10.8	11.2	11.6	11.8	12.1
26. STUDENT PLT.*67	10.84	.54	4.98%	505	9.7	10.0	10.2	10.5	10.8	11.2	11.5	11.7	12.1
27. RATED PILOTS*67	10.84	.54	4.96%	1187	9.6	10.0	10.2	10.5	10.8	11.2	11.5	11.8	12.0
28. SOT NAVIGAT.*67	10.79	.55	5.10%	188	9.9	10.1	10.4	10.8	11.2	11.5	11.8	12.1	
29. RTO NAVIGAT.*67	10.81	.54	5.00%	505	9.6	10.0	10.1	10.4	10.8	11.2	11.6	11.8	12.1
30. ARMY SOLDIERS.*66	10.59	.63	5.95%	6632	9.2	9.6	9.8	10.2	10.6	11.0	11.4	11.7	12.2

ENGLISH VALUES		MEAN	STD DEV	COEF OF V	-N-	1ST	5TH	10TH	25TH	50TH	75TH	90TH	95TH	99TH
PERCENTILES														
652. NOSE PROTRUSION-CONTINUED														
20. OFFICERS---1965	1.00	.10	10.00%	549	.8	.8	.9	.9	1.0	1.0	1.1	1.1	1.2	1.3
21. ENLISTED MEN'65	.96	.11	11.46%	732	.7	.8	.8	.9	1.0	1.0	1.1	1.1	1.1	1.2
23. BASIC TRAINEE'65	.89	.11	12.36%	2527	.6	.7	.8	.8	.9	1.0	1.0	1.0	1.1	1.2
24. NAVY-ELIERS-'64--	.90	.10	11.11%	1529	.7	.7	.8	.8	.9	1.0	1.0	1.1	1.1	1.2
48. NATO SURVEY-60/61	.92	.10	10.87%	3325	.7	.8	.8	.9	.9	1.0	1.1	1.1	1.1	1.2
49. TURKISH MIL.'60	.88	.10	11.36%	912	.7	.7	.8	.8	.9	.9	1.0	1.0	1.1	1.2
50. GREEK MILIT.'61	.93	.09	9.68%	1071	.7	.8	.8	.9	.9	1.0	1.0	1.0	1.1	1.2
51. ITALIAN MIL.'61	.94	.11	11.70%	1342	.7	.8	.8	.9	.9	1.0	1.1	1.1	1.1	1.3
53. FRENCH ARMY	.78	.09	11.54%	794	.6	.6	.7	.7	.8	.8	.9	.9	.9	
54. FRENCH PILOTS	.80	.07	8.75%	65	.7	.7	.7	.7	.8	.8	.9	.9	.9	
55. FRENCH STUD PILOT	.80	.09	11.25%	101	.7	.7	.7	.7	.8	.9	.9	.9	.9	
56. FRENCH NAVY -I	.77	.09	11.69%	212	.6	.6	.7	.7	.8	.8	.9	.9	.9	
57. FRENCH NAVY -II	.78	.08	10.26%	100	.7	.7	.7	.7	.8	.8	.9	.9	.9	
59. GERMAN AVIATORS	.88	.13	14.77%	1006	.6	.7	.7	.8	.9	1.0	1.1	1.1	1.1	1.2
77. FRENCH YOUNG MEN	.82	.09	10.98%	2000	(.7)	(.7)	(.7)	(.8)	(.8)	(.9)	(.9)	(1.0)	(1.0)	
86. R.O.K.A.F. PILOTS	.74	.07	9.46%	264	.6	.6	.7	.7	.7	.8	.8	.8	.9	
654. OLECRANON HEIGHT.....														
53. FRENCH ARMY	41.45	1.93	4.66%	732	38.5	39.0	40.2	41.4	42.7	44.1	44.8	44.8	44.8	
54. FRENCH PILOTS	42.53	1.54	3.62%	65	40.1	40.5	41.3	42.5	43.7	44.8	44.8	44.8	44.8	
55. FRENCH STUD PILOT	42.67	1.56	3.71%	101	39.4	40.0	40.9	42.1	43.1	44.1	44.7	44.7	44.7	
56. FRENCH NAVY -I	41.34	1.88	4.55%	212	38.1	38.9	40.0	41.2	42.6	43.8	44.4	44.4	44.4	
57. FRENCH NAVY -II	41.86	1.84	4.40%	100	39.1	39.5	40.4	41.7	43.1	44.5	45.3	45.3	45.3	
80. JAPANESE AIRFORCE	39.94	1.52	3.81%	1176	37.6	38.1	38.9	39.9	40.9	41.9	42.5	42.5	42.5	
81. JAPAN AF PILOTS	40.29	1.48	3.67%	210	38.1	38.5	39.3	40.2	41.2	42.2	42.8	42.8	42.8	
82. JAPAN AF NAVIG	39.88	1.50	3.76%	538	37.6	38.0	38.8	39.8	40.9	41.9	42.5	42.5	42.5	
656. PALM LENGTH.....														
1. STEWARDSES 1971	3.81	.21	5.51%	423	3.5	3.5	3.7	3.8	4.0	4.1	4.2	4.2	4.2	4.4
6. NABE-BASIC-18-1952	3.74	.25	6.68%	850	3.3	3.4	3.6	3.7	3.9	4.1	4.2	4.2	4.2	4.9
17. USAF BASIC TR '52	4.29	.25	5.83%	3321	3.7	3.9	4.0	4.1	4.3	4.5	4.6	4.6	4.6	4.9
18. USAF FLY PRSNL '50	4.24	.21	4.95%	4000	3.8	3.9	4.0	4.1	4.2	4.4	4.5	4.5	4.5	5.2
19. USAF SURVEY 1965	4.52	.26	5.75%	3859	4.0	4.1	4.2	4.3	4.5	4.7	4.8	4.8	4.8	5.0
20. OFFICERS---1965	4.47	.24	5.37%	549	3.9	4.1	4.2	4.3	4.5	4.7	4.8	4.8	4.8	5.1
21. ENLISTED MEN'65	4.49	.24	5.35%	792	4.0	4.1	4.2	4.3	4.5	4.7	4.8	4.8	4.8	5.2
23. BASIC TRAINEE'65	4.54	.27	5.95%	2527	4.0	4.1	4.2	4.3	4.5	4.7	4.8	4.8	4.8	5.0
25. USAF FLY PRSNL '67	4.26	.21	4.93%	2420	3.8	3.9	4.0	4.1	4.3	4.4	4.5	4.5	4.5	4.8
26. STUDENT PLT '67	4.27	.21	4.92%	1187	3.8	3.9	4.0	4.1	4.3	4.4	4.5	4.5	4.5	4.7
27. RATED PILOTS'67	4.27	.21	4.92%	505	3.8	3.9	4.0	4.1	4.3	4.4	4.5	4.5	4.5	4.8
28. SOT NAVIGAT '67	4.25	.22	5.18%	188	3.9	4.0	4.1	4.2	4.4	4.5	4.6	4.6	4.6	4.8
29. RTD NAVIGAT '67	4.26	.21	4.93%	505	3.8	3.9	4.0	4.1	4.3	4.4	4.5	4.5	4.5	4.8
30. ARMY SOLDIERS '66	4.17	.25	6.00%	6682	3.6	3.8	3.9	4.0	4.2	4.3	4.4	4.4	4.4	4.8

METRIC VALUES	MEAN	STD DEV	COEF OF V	-N-	1ST	5TH	10TH	25TH	50TH	75TH	90TH	95TH	99TH
656. PALM LENGTH-CONTINUED													
31. NAVY ENLISTED '66	10.35	.58	5.60%	4095	9.0	9.4	9.6	10.0	10.4	10.7	11.1	11.3	11.8
33. MARINE ENLIST '66	10.53	.59	5.60%	2008	9.2	9.6	9.8	10.1	10.5	10.9	11.3	11.6	12.1
36. ARMY AVIATORS '70	10.95	.55	5.02%	1462	9.7	10.1	10.3	10.6	10.9	11.3	11.7	11.9	12.3
48. NATO SURVEY-60/61	10.68	.52	4.87%	3325	9.5	9.8	10.0	10.3	10.7	11.0	11.4	11.6	12.0
49. TURKISH MIL '60	10.70	.51	4.77%	912	9.6	9.9	10.1	10.3	10.7	11.0	11.4	11.6	11.9
50. GREEK MILIT '61	10.59	.52	4.91%	1071	9.3	9.8	10.0	10.2	10.6	10.9	11.3	11.5	11.9
51. ITALIAN MIL '61	10.73	.53	4.94%	1342	9.5	9.9	10.1	10.4	10.7	11.1	11.4	11.6	12.0
52. BANTU MINERS	10.81	.61	5.64%	485	9.9	9.9	9.9	10.0	10.7	11.1	11.4	11.7	
59. GERMAN AVIATORS	10.57	.62	5.87%	1006	9.2	9.5	9.8	10.2	10.6	11.0	11.4	11.6	11.9
75. LATIN AMERICANS	10.40	.60	5.77%	1985	9.4	9.4	9.6	10.0	10.3	10.7	11.1	11.3	
78. SOUTH AFRICANS	10.76	.51	4.74%	1442	9.9	9.9	9.9	10.1	10.6	10.9	11.3	11.5	
80. JAPANESE AIRFORCE	10.53	.59	5.60%	1176	9.6	9.6	9.8	10.1	10.5	10.9	11.3	11.5	
81. JAPAN AF PILOTS	10.58	.51	4.82%	210	9.7	9.7	9.9	10.3	10.6	11.0	11.2	11.4	
82. JAPAN AF NAVIG	10.55	.58	5.50%	538	9.7	9.7	9.9	10.2	10.5	10.9	11.3	11.5	
84. THAI MILITARY	10.40	.50	4.81%	2950	9.5	9.5	9.7	10.0	10.4	10.8	11.1	11.3	
85. VIETNAM MILITARY	10.15	.52	5.12%	2127	9.0	9.3	9.5	9.8	10.1	10.5	10.8	11.0	11.4
86. R.O.K.A.F. PILOTS	10.26	.56	5.46%	264	9.4	9.4	9.6	9.9	10.3	10.6	10.9	11.2	
87. KOKEAN FORCES '65	10.30	.56	4.85%	3747	9.4	9.4	9.7	10.0	10.3	10.6	10.9	11.1	
90. IRANIAN MILITARY	10.45	.52	4.98%	9414	9.6	9.6	9.8	10.1	10.4	10.8	11.1	11.3	
663. PATELLA BOTTOM HEIGHT.....													
19. USAF SURVEY 1965	46.69	2.68	5.74%	3809	40.9	42.4	43.3	44.9	46.6	48.4	50.1	51.2	53.7
20. OFFICERS---1965	46.89	2.59	5.52%	549	41.6	42.8	43.6	45.1	46.8	48.6	50.2	51.3	53.5
21. ENLISTED MEN '65	46.39	2.68	5.78%	792	40.7	42.1	42.9	44.5	46.3	48.1	49.9	51.0	53.3
23. BASIC-IRANINEE65	46.74	2.69	5.76%	2527	40.9	42.4	43.4	44.9	46.7	48.4	50.1	51.3	53.8
48. NATO SURVEY-60/61	43.59	2.39	5.48%	3325	38.4	39.8	40.6	41.9	43.5	45.2	46.7	47.6	49.6
49. TURKISH MIL '60	43.25	2.33	5.39%	912	38.4	39.6	40.3	41.6	43.2	44.8	46.3	47.2	49.1
50. GREEK MILIT '61	43.46	2.31	5.32%	1071	38.5	39.8	40.6	41.9	43.4	45.0	46.5	47.4	49.1
51. ITALIAN MIL '61	43.92	2.45	5.58%	1342	38.4	39.9	40.8	42.2	43.9	45.5	47.1	48.0	50.1
59. GERMAN AVIATORS	46.11	2.61	5.67%	1016	40.2	41.8	42.7	44.2	46.0	47.8	49.4	50.5	52.4
666. PATELLA TOP HEIGHT.....													
13. AIR TRAFFIC CNTRL	52.12	2.68	7.03%	847	43.0	44.8	44.8	47.0	49.0	51.0	52.8	54.2	
14. ARMY SEPARATEE '46	54.94	2.66	4.84%	***	47.7	48.4	48.4	49.9	51.8	53.5	55.1	56.2	
17. USAF BASIC TR '52	52.63	2.93	5.57%	2759	(50.6)	48.0	49.0	50.7	52.6	54.6	56.5	57.7	
18. USAF FLY PRSNL '50	51.74	2.58	5.03%	4000	45.6	47.2	48.1	49.6	51.3	53.1	54.7	55.7	57.6
19. USAF SURVEY 1965	52.43	2.77	5.28%	3869	46.3	48.0	48.9	50.6	52.4	54.2	55.9	57.1	59.5
20. OFFICERS---1965	52.41	2.63	5.02%	549	47.1	48.1	49.0	50.6	52.4	54.1	55.7	56.7	59.2
21. ENLISTED MEN '65	51.99	2.79	5.37%	792	45.9	47.4	48.4	50.0	51.9	53.8	55.6	56.7	58.9
23. BASIC TRAINEE65	52.58	2.78	5.29%	2527	46.4	48.1	49.1	50.7	52.5	54.3	56.1	57.2	59.9
24. NAVY FLYERS '64	53.29	2.66	4.99%	1529	47.6	49.0	49.9	51.4	53.2	55.1	56.8	57.8	59.7

ENGLISH VALUES	MEAN	STD DEV	COEF OF V	-V-	1ST	5TH	10TH	25TH	50TH	75TH	90TH	95TH	99TH
656. PALM LENGTH-CONTINUED													
31. NAVY ENLISTED '66	4.08	.23	5.64%	4095	3.5	3.7	3.8	3.9	4.1	4.2	4.4	4.5	4.6
33. MARINE ENLIST '66	4.15	.23	5.54%	2008	3.6	3.8	3.9	4.0	4.1	4.3	4.5	4.6	4.8
36. ARMY AVIATORS '70	4.31	.22	5.10%	1482		4.0	4.0	4.2	4.3	4.5	4.6	4.7	
48. NATO SURVEY-60/51	4.20	.21	5.00%	3325	3.7	3.9	4.0	4.1	4.2	4.3	4.5	4.6	4.7
49. TURKISH MIL '60	4.21	.20	4.75%	912	3.8	3.9	4.0	4.1	4.2	4.4	4.5	4.6	4.7
50. GREEK MILIT '61	4.17	.21	5.04%	1071	3.7	3.8	3.9	4.0	4.2	4.3	4.4	4.5	4.7
51. ITALIAN MIL '61	4.22	.21	4.98%	1342	3.7	3.9	4.0	4.1	4.2	4.4	4.5	4.6	4.7
52. BANTU MINERS	4.25	.24	5.63%	485		3.9			4.2		4.6		
59. GERMAN AVIATORS	4.16	.24	5.77%	1006	3.6	3.8	3.8	4.0	4.2	4.3	4.5	4.6	4.7
75. LATIN AMERICANS	4.10	.20	4.88%	1985		3.7	3.8	3.9	4.1	4.2	4.4	4.4	
78. SOUTH AFRICANS	4.24	.20	4.72%	1442		3.9			4.2		4.5		
80. JAPANESE AIRFORCE	4.15	.23	5.54%	1176		3.8	3.9	4.0	4.1	4.3	4.4	4.5	
81. JAPAN AF PILOTS	4.17	.20	4.80%	210		3.8	3.9	4.1	4.2	4.3	4.4	4.5	
82. JAPAN AF NAVIG	4.15	.23	5.54%	538		3.8	3.9	4.0	4.1	4.3	4.4	4.5	
84. THAI MILITARY	4.09	.19	4.65%	2950		3.7	3.8	3.9	4.1	4.3	4.4	4.4	
85. VIETNAM MILITARY	4.00	.21	5.25%	2127	3.5	3.7	3.7	3.9	4.0	4.1	4.3	4.3	4.5
86. R.O.K.A.F. PILOTS	4.04	.22	5.45%	264		3.7	3.8	3.9	4.0	4.2	4.3	4.4	
87. KOREAN FORCES -65	4.06	.20	4.93%	3747		3.7	3.8	3.9	4.1	4.2	4.3	4.4	
90. IRANIAN MILITARY	4.11	.21	5.11%	9414		3.8	3.9	4.0	4.1	4.3	4.4	4.5	
663. PATELLA BOTTOM HEIGHT.....													
19. USAF SURVEY 1965	18.38	1.05	5.71%	3869	16.1	16.7	17.1	17.7	18.4	19.1	19.7	20.2	21.1
20. OFFICERS---1965	18.45	1.02	5.53%	549	16.4	16.9	17.2	17.7	18.4	19.1	19.8	20.2	21.1
21. ENLISTED MEN '65	18.26	1.06	5.81%	792	16.0	16.6	16.9	17.5	18.2	19.0	19.6	20.1	21.0
23. BASIC TRAINEES	18.40	1.06	5.76%	2527	16.1	16.7	17.1	17.7	18.4	19.1	19.7	20.2	21.2
48. NATO SURVEY-60/61	17.16	.94	5.48%	3325	15.1	15.7	16.0	16.5	17.1	17.8	18.4	18.8	19.5
49. TURKISH MIL '60	17.03	.92	5.40%	912	15.1	15.6	15.9	16.4	17.0	17.6	18.2	18.6	19.3
50. GREEK MILIT '61	17.11	.91	5.32%	1071	15.2	15.7	16.0	16.5	17.1	17.7	18.3	18.7	19.3
51. ITALIAN MIL '61	17.29	.96	5.55%	1342	15.1	15.7	16.1	16.6	17.3	17.9	18.5	18.9	19.7
59. GERMAN AVIATORS	18.11	1.03	5.69%	1006	15.8	16.4	16.8	17.4	18.1	18.8	19.5	19.9	20.6
666. PATELLA TOP HEIGHT.....													
16. WAE-BASIC IR-1952	19.20	1.35	7.03%	847	15.2	16.9	17.6	18.5	19.3	20.1	20.8	21.3	22.5
13. AIR TRAFFIC CNTRL	20.52	1.05	5.12%	677		18.8	19.1	19.6	20.4	21.1	21.7	22.1	
14. ARMY SEPARATEE '46	21.63	1.05	4.85%	***	(19.9)			(20.9)	(22.3)		(23.4)		
17. USAF BASIC TR '52	20.72	1.15	5.55%	2759	18.1	18.9	19.3	19.9	20.7	21.5	22.3	22.7	23.5
18. USAF FLY PRSNL '50	20.21	1.01	5.00%	4000	17.9	18.6	18.9	19.5	20.2	20.9	21.5	21.9	22.7
19. USAF SURVEY 1965	20.64	1.09	5.28%	3859	18.2	18.9	19.3	19.9	20.6	21.4	22.0	22.5	23.4
20. OFFICERS---1965	20.63	1.03	4.99%	549	18.5	18.9	19.3	19.9	20.6	21.3	21.9	22.3	23.3
21. ENLISTED MEN '65	20.47	1.10	5.37%	792	18.1	18.7	19.0	19.7	20.4	21.2	21.9	22.3	23.2
23. BASIC TRAINEES	20.70	1.09	5.27%	2527	18.3	18.9	19.3	20.0	20.7	21.4	22.1	22.5	23.6
24. NAVY FLYERS '64	20.98	1.05	5.00%	1529	18.7	19.3	19.6	20.2	21.0	21.7	22.4	22.8	23.5

METRIC VALUES	MEAN	STD DEV	COEF OF V	1ST	5TH	10TH	25TH	50TH	75TH	90TH	95TH	99TH
666. PATELLA TOP HEIGHT-CONTINUED												
25. USAF FLY PRSNL '67	52.62	2.56	4.87% 2420	46.8	48.5	49.4	50.9	52.6	54.3	55.9	56.9	58.9
26. STUDENT PLT '67	52.44	2.38	4.54% 505	47.5	48.6	49.3	50.8	52.7	54.0	55.5	56.5	58.8
27. RATED PILOTS '67	52.76	2.55	4.83% 1187	46.8	48.5	49.5	51.1	52.4	54.4	56.0	57.0	59.0
28. SDI NAVIGAT '67	52.68	2.61	4.95% 188		48.5	49.4	50.9	52.6	54.4	56.2	57.1	
29. RTD NAVIGAT '67	52.49	2.66	5.07% 505	46.4	48.5	49.3	50.7	52.3	54.2	56.0	57.1	59.0
30. ARMY SOLDIERS '66	52.86	3.25	6.15% 6682	45.5	47.6	48.7	50.6	52.8	55.0	57.1	58.4	60.7
31. NAVY ENLISTED '66	52.87	3.08	5.83% 4095	45.9	48.0	49.0	50.8	52.8	54.9	57.0	58.2	60.3
33. MARINE ENLIST '66	52.78	3.36	6.37% 2008	45.6	47.5	48.5	50.4	52.6	55.0	57.3	58.6	61.1
34. ARMY AVIATORS '59	52.95	2.84	5.36% 500		48.0	49.2	51.0	53.0	54.8	56.8	57.9	
36. ARMY AVIATORS '70	51.21	2.70	5.27% 1482	45.3	46.8	47.8	49.3	51.2	53.0	54.7	55.7	57.7
44. SWEDISH CIV. WOMEN	49.83	2.32	4.66% 212	(46.0)	(48.3)	(51.4)	(53.6)	
48. NATO SURVEY-60/61	49.49	2.50	5.05% 3325	44.2	45.5	46.3	47.8	49.4	51.1	52.7	53.7	56.0
49. TURKISH MIL. '60	49.21	2.42	4.92% 912	44.3	45.4	46.2	47.5	49.1	50.7	52.3	53.4	55.8
50. GREEK MILIT '61	49.39	2.41	4.88% 1071	44.1	45.5	46.4	47.8	49.4	51.0	52.5	53.5	55.6
51. ITALIAN MIL. '61	49.76	2.60	5.23% 1342	44.1	45.5	46.4	48.0	49.7	51.5	53.1	54.1	56.2
52. BANTU MINERS	51.10	2.60	5.09% 485		47.0		50.9	52.5	54.4	56.2	57.1	58.7
59. GERMAN AVIATORS	52.59	2.68	5.16% 1006	46.4	48.3	49.2	50.7	52.5	54.4	56.2	57.1	
75. LATIN AMERICANS	50.00	2.80	5.60% 1985		45.5	46.4	47.9	49.7	51.4	53.3	54.4	
78. SOUTH AFRICANS	53.30	3.26	6.12% 1442		47.4		53.4	53.4	53.4	53.4	54.4	
83. JAPANESE PILOTS	47.01	2.20	4.68% 235		43.5	44.2	45.5	46.9	48.2	49.9	51.2	
84. THAI MILITARY	49.50	2.60	5.25% 2950		45.5	46.5	48.0	50.0	51.5	53.0	54.5	
85. VIETNAM MILITARY	46.33	2.43	5.24% 2127	40.7	42.5	43.3	44.7	46.2	47.9	49.5	50.5	52.2
86. R.O.K.A.F. PILOTS	49.03	2.35	4.79% 264		45.6	46.1	47.4	48.9	50.5	52.1	52.9	
87. KOREAN FORCES -65	46.70	2.60	5.57% 3747		42.6	43.4	44.9	46.7	48.5	50.0	51.0	
670. PEMALE HEIGHT.....												
13. AIR TRAFFIC CNTRL	87.02	4.40	5.06% 678		79.5	81.2	83.7	86.7	89.7	92.0	94.1	
18. USAF FLY PRSNL '50	87.71	4.40	5.02% 2908	77.6	80.5	82.1	84.8	87.7	90.6	93.3	95.0	98.3
24. NAVY-ELIERS-184--	88.96	4.24	4.77% 1529	79.7	82.1	83.5	86.0	88.9	91.8	94.5	96.1	99.1
86. R.O.K.A.F. PILOTS	81.25	2.69	3.31% 254		75.3	76.3	78.6	81.2	83.7	86.3	87.3	
674. PHILTRUM LENGTH.....												
18. USAF FLY PRSNL '50	1.94	.34	17.53% 4000	1.2	1.4	1.5	1.7	2.0	2.2	2.4	2.5	2.7
19. USAF SURVEY 1965	1.47	.26	17.69% 3859	.9	1.1	1.1	1.3	1.5	1.6	1.8	1.9	2.1
20. OFFICERS---1965	1.61	.26	16.15% 549	1.0	1.2	1.3	1.4	1.6	1.8	2.0	2.1	2.3
21. ENLISTED MEN '65	1.52	.26	17.11% 792	.9	1.1	1.2	1.4	1.5	1.7	1.9	2.0	2.1
23. BASIC TRAINEES	1.43	.25	17.48% 2527	.9	1.0	1.1	1.3	1.4	1.6	1.8	1.8	2.0
25. USAF FLY PRSNL '67	1.55	.28	18.06% 2420	.9	1.1	1.2	1.4	1.5	1.7	1.9	2.0	2.2
26. STUDENT PLT '67	1.49	.26	17.45% 505	.9	1.1	1.2	1.3	1.5	1.7	1.8	1.9	2.2
27. RATED PILOTS '67	1.59	.28	17.61% 1187	1.0	1.2	1.2	1.4	1.6	1.8	2.0	2.1	2.3
28. SOT NAVIGAT '67	1.48	.27	18.24% 188		1.1	1.2	1.3	1.5	1.6	1.8	2.0	
29. RTD NAVIGAT '67	1.56	.27	17.31% 505	.9	1.1	1.2	1.4	1.6	1.8	1.9	2.0	2.2

ENGLISH VALUES	MEAN	STD DEV	COEF OF V	-V-	1ST	5TH	10TH	25TH	50TH	75TH	90TH	95TH	99TH
666. PATELLA TOP HEIGHT-CONTINUED													
25. USAF FLY PRSNL '67	20.71	1.01	4.88%	2420	18.4	19.1	19.5	20.0	20.7	21.4	22.0	22.4	23.2
26. STUDENT PLT '67	20.64	.94	4.55%	505	18.7	19.1	19.4	20.0	20.6	21.3	21.9	22.3	23.2
27. RATED PILOTS '67	20.77	1.00	4.81%	1187	18.4	19.1	19.5	20.1	20.8	21.4	22.1	22.4	23.3
28. SOT NAVIGAT '67	20.74	1.03	4.97%	188		19.1	19.5	20.0	20.7	21.4	22.1	22.5	23.2
29. RTD NAVIGAT '67	20.67	1.05	5.08%	505	18.3	19.1	19.4	20.0	20.6	21.3	22.1	22.5	23.2
30. ARMY SOLDIERS '66	20.81	1.28	6.15%	6682	17.9	18.8	19.2	19.9	20.8	21.7	22.5	23.0	23.9
31. NAVY ENLISTED '66	20.81	1.21	5.81%	4095	18.1	18.9	19.3	20.0	20.8	21.6	22.4	22.9	23.8
33. MARINE ENLIST '66	20.78	1.32	6.35%	2008	18.0	18.7	19.1	19.8	20.7	21.7	22.6	23.1	24.0
34. ARMY AVIATORS '59	20.85	1.12	5.37%	500		18.9	19.4	20.1	20.9	21.6	22.4	22.8	
36. ARMY AVIATORS '70	20.16	1.06	5.26%	1482		18.4	18.8	19.4	20.1	20.9	21.5	21.9	
44. SWEDISH CIV WOMEN	19.62	.91	4.64%	212	(18.1)	(18.1)	(18.1)	(19.0)	(20.2)	(20.2)	(21.1)	(21.1)	
48. NATO SURVEY-60/61	19.49	.99	5.08%	3325	17.4	17.9	18.2	18.8	19.5	20.1	20.8	21.2	22.0
49. TURKISH MIL '60	19.37	.95	4.90%	912	17.4	17.9	18.2	18.7	19.3	20.0	20.6	21.0	22.0
50. GREEK MILIT '61	19.45	.95	4.88%	1071	17.4	17.9	18.3	18.8	19.4	20.1	20.7	21.1	21.9
51. ITALIAN MIL '61	19.59	1.02	5.21%	1342	17.4	17.9	18.3	18.9	19.6	20.3	20.9	21.3	22.1
52. BANTU MINERS	20.12	1.02	5.07%	485		18.5			20.0		21.8	21.8	
59. GERMAN AVIATORS	20.70	1.06	5.12%	1006	18.3	19.0	19.4	20.0	20.7	21.4	22.1	22.5	23.1
75. LATIN AMERICANS	19.70	1.10	5.58%	1985		17.9	18.3	18.9	19.6	20.2	21.0	21.4	
78. SOUTH AFRICANS	20.98	1.28	6.10%	1442		18.7			21.0		22.8	22.8	
83. JAPANESE PILOTS	18.51	.87	4.70%	235		17.1	17.4	17.9	18.5	19.0	19.6	20.2	
84. THAI MILITARY	19.48	1.02	5.24%	2950		17.9	18.3	18.9	19.7	20.3	20.9	21.5	
85. VIETNAM MILITARY	18.24	.96	5.26%	2127	16.0	16.7	17.1	17.6	18.2	18.9	19.5	19.9	20.6
86. R.O.K.A.F. PILOTS	19.30	.93	4.82%	264		17.9	18.1	18.7	19.3	19.9	20.5	20.8	
87. KOREAN FORCES '65	18.39	1.02	5.55%	3747		16.8	17.1	17.7	18.4	19.1	19.7	20.1	
670. PEMALE HEIGHT.....													
13. AIR TRAFFIC CNTRL	34.26	1.73	5.05%	678		31.3	32.0	32.9	34.1	35.3	36.2	37.1	
18. USAF FLY PRSNL '50	34.53	1.73	5.01%	4000	30.6	31.7	32.3	33.4	34.5	35.7	36.7	37.4	38.7
24. NAVY-ELIERS '64--	35.02	1.67	4.77%	1529	31.4	32.3	32.9	33.9	35.0	36.1	37.2	37.8	39.0
86. R.O.K.A.F. PILOTS	31.99	1.06	3.31%	254		29.7	30.1	30.9	32.0	33.0	34.0	34.4	
674. PHILTRUM LENGTH.....													
18. USAF FLY PRSNL '50	.76	.13	17.11%	4000	.5	.5	.6	.7	.8	.9	.9	1.0	1.1
19. USAF SURVEY 1965	.58	.10	17.24%	3859	.4	.4	.5	.5	.6	.7	.7	.8	.8
20. OFFICERS---1965	.63	.10	15.87%	549	.4	.5	.5	.6	.6	.7	.8	.8	.9
21. ENLISTED MEN '65	.60	.10	16.67%	792	.4	.4	.5	.5	.6	.7	.7	.8	.8
23. BASIC TRAINEES	.56	.10	17.86%	2527	.4	.4	.4	.5	.6	.6	.7	.7	.8
25. USAF FLY PRSNL '67	.61	.11	18.03%	2420	.4	.4	.5	.5	.6	.7	.8	.8	.9
26. STUDENT PLT '67	.59	.10	16.95%	505	.4	.4	.5	.5	.6	.7	.7	.8	.9
27. RATED PILOTS '67	.62	.11	17.74%	1187	.4	.5	.5	.6	.6	.7	.8	.8	.9
28. SOT NAVIGAT '67	.58	.11	18.97%	188	.4	.4	.5	.5	.6	.7	.7	.8	.9
29. RTD NAVIGAT '67	.61	.11	18.03%	505	.4	.4	.5	.5	.6	.7	.8	.8	.9

METRIC VALUES	MEAN	STD DEV	COEF OF V	1ST	5TH	10TH	25TH	50TH	75TH	90TH	95TH	99TH
-674.---PHILIPIN LENGTH-CONTINUED												
48.NATO SURVEY-60/61	1.64	.25	15.24%	3325	1.3	1.3	1.5	1.6	1.8	2.0	2.1	2.2
49. TURKISH MIL.*60	1.65	.25	15.15%	912	1.2	1.3	1.5	1.7	1.8	2.0	2.1	2.2
50. GREEK MILIT.*61	1.60	.24	15.00%	1071	1.2	1.3	1.4	1.6	1.8	1.9	2.0	2.2
51. ITALIAN MIL.*61	1.67	.25	14.97%	1342	1.3	1.4	1.5	1.7	1.8	2.0	2.1	2.3
53.FRENCH ARMY	1.47	.24	16.33%	794	1.1	1.2	1.3	1.5	1.6	1.8	1.9	
54.FRENCH PILOTS	1.48	.20	13.51%	55	1.2	1.2	1.3	1.5	1.6	1.7	1.8	
55.FRENCH STUD PILOT	1.34	.26	19.40%	101	.9	1.1	1.2	1.3	1.5	1.7	1.8	
56.FRENCH NAVY -I	1.37	.22	16.06%	212	1.1	1.1	1.2	1.4	1.5	1.7	1.7	
57.FRENCH NAVY -II	1.38	.25	18.12%	100	1.0	1.1	1.2	1.4	1.5	1.7	1.9	
59.GERMAN AVIATORS	1.63	.28	17.18%	1006	1.2	1.3	1.4	1.6	1.8	2.0	2.1	2.3
86.R.O.K.A.F. PILOTS	1.81	.20	11.05%	264	1.5	1.5	1.7	1.8	1.9	2.0	2.1	
678. POPLITEAL HEIGHT.....												
1.STEWARDESSES 1971	43.47	2.11	4.85%	422	40.4	41.0	42.1	43.4	44.9	46.3	47.0	
7.AIR FORCE WMN *68	41.05	1.86	4.53%	1935	38.0	38.8	39.9	41.0	42.2	43.3	44.1	45.9
8. WAF-NURSE OFCRS	41.00	1.93	4.71%	548	37.8	38.7	39.9	41.0	42.1	43.3	44.2	46.0
9. ENLISTED WAFS/W	40.99	1.78	4.34%	1216	36.5	38.0	39.7	41.0	42.1	43.1	43.8	45.6
10. ENLISTED WAFS/B	41.88	1.97	4.70%	131	38.0	39.4	40.5	41.8	43.2	44.6	45.4	
11.HEALTH EXAM/F *62	39.71	2.60	6.55%	3581	33.4	35.5	36.6	38.1	39.8	41.5	44.3	46.8
12.---HLTH-EXAM-25=40	39.97	2.55	6.38%	1155	33.7	35.8	36.8	38.4	40.0	41.7	44.3	46.8
18.USAF FLY PRSNL*50	43.09	1.93	4.48%	4000	38.8	40.0	40.6	41.8	43.1	44.4	45.6	47.7
19.USAF SURVEY 1965	44.66	2.36	5.28%	3859	39.6	40.9	41.7	43.1	44.6	46.2	47.7	50.8
20. OFFICERS---1965	44.41	2.19	4.93%	549	39.7	40.8	41.6	42.9	44.4	45.9	48.1	49.8
21. ENLISTED MEN*65	44.26	2.36	5.33%	732	39.3	40.5	41.2	42.6	44.2	45.8	48.2	50.5
23. BASIC TRAINEE65	44.84	2.37	5.29%	2527	39.6	41.1	41.9	43.2	44.8	46.3	48.9	51.0
24.NAVY FLYERS *64	43.98	2.18	4.96%	1529	39.1	40.5	41.2	42.4	43.9	45.5	47.7	49.0
25.USAF FLY PRSNL*67	43.70	2.25	5.15%	2420	38.5	40.1	40.9	42.2	43.7	45.2	47.5	49.1
26. STUDENT PLT *67	44.03	2.11	4.79%	505	39.4	40.6	41.3	42.6	44.0	45.4	47.5	49.2
27. RATED PILOTS*67	43.65	2.25	5.15%	1187	38.5	40.0	40.8	42.1	43.6	45.1	47.4	49.2
28. SOT NAVIGAT *67	43.94	2.30	5.23%	188	40.3	41.0	42.4	43.9	45.5	46.9	47.8	
29. RTO NAVIGAT *67	43.40	2.28	5.25%	505	38.1	39.8	40.6	41.9	43.4	44.9	47.3	48.9
30.ARMED SOLDIERS *66	44.61	2.50	5.60%	6682	38.9	40.0	41.5	42.9	44.5	46.3	48.8	50.5
31.NAVY ENLISTED *66	43.75	2.52	5.76%	4095	38.3	39.5	40.4	42.0	43.8	45.5	47.8	49.7
33.MARINE ENLIST *66	45.74	2.40	5.25%	2008	40.3	42.1	42.8	44.1	45.6	47.3	50.0	51.4
36.ARMED AVIATORS *70	42.33	2.46	5.81%	1482	36.8	38.4	39.2	40.7	42.3	44.0	45.6	48.6
37.HEALTH EXAM/M *62	43.96	2.67	6.07%	3091	37.5	39.2	40.3	42.2	44.2	46.2	48.8	50.7
38.---HLTH-EXAM-25=40	44.49	2.63	5.91%	1012	38.2	39.9	40.9	42.8	44.8	46.6	48.2	51.2
42.GERMAN OFFC WKR/F	39.30	2.30	5.85%	1150	(35.5)	(37.7)	(37.7)	(40.9)	(41.6)	(43.1)	(43.1)	
45.AUSUBALN-PILOIZE	40.13	2.22	5.53%	35	36.5	37.3	38.6	40.1	41.6	43.0	43.8	
48.NATO SURVEY-60/61	40.56	2.22	5.47%	3325	35.6	37.0	37.8	39.1	40.5	42.0	44.3	46.1
49. TURKISH MIL.*60	41.17	2.17	5.27%	912	36.5	37.7	38.4	39.7	41.1	42.6	44.9	46.5
50. GREEK MILIT *61	40.34	2.04	5.06%	1071	35.9	37.2	37.8	38.9	40.3	41.7	43.9	45.5

ENGLISH VALUES		STD	COEF	1ST	5TH	10TH	25TH	50TH	75TH	90TH	95TH	99TH
MEAN	DEV	OF V	-V-									
674. PHILIPIN LENGTH-CONTINUED												
48. NATO SURVEY-60/61	.65	.10	15.38%	3325	.4	.5	.5	.6	.7	.8	.8	.9
49. TURKISH MIL.'60	.65	.10	15.38%	912	.4	.5	.5	.6	.7	.8	.8	.9
50. GREEK MILIT.'61	.63	.09	14.29%	1071	.4	.5	.5	.6	.7	.8	.8	.9
51. ITALIAN MIL.'61	.66	.10	15.15%	1342	.5	.5	.5	.6	.7	.8	.8	.9
53. FRENCH ARMY	.58	.09	15.52%	794		.4	.5	.5	.6	.7	.7	
54. FRENCH PILOTS	.58	.08	13.79%	65		.5	.5	.5	.6	.7	.7	
55. FRENCH STUD PILOT	.53	.10	18.87%	101		.4	.4	.5	.6	.7	.7	
56. FRENCH NAVY -I	.54	.09	16.67%	212		.4	.4	.5	.6	.7	.7	
57. FRENCH NAVY -II	.54	.10	18.52%	100		.4	.4	.5	.6	.7	.7	
59. GERMAN AVIATORS	.64	.11	17.19%	1006	.4	.5	.5	.6	.7	.8	.8	.9
86. R.O.K.A.F. PILOTS	.71	.08	11.27%	264		.6	.6	.7	.8	.8	.8	
678. POPLITEAL HEIGHT.....												
1. STEWARDESSES 1971	17.11	.83	4.85%	422	15.9	16.1	16.6	17.1	17.7	18.2	18.5	
7. AIR FORCE WMN '68	16.16	.73	4.52%	1905	14.2	15.0	15.3	15.7	16.2	16.6	17.1	18.1
8. WAF-NURSE OFCS	16.14	.76	4.71%	548	14.0	14.9	15.2	15.7	16.1	16.6	17.1	18.1
9. ENLISTED WAFS/W	16.14	.70	4.34%	1216	14.4	14.9	15.2	15.7	16.2	16.6	17.0	17.9
10. ENLISTED WAFS/B	16.49	.78	4.73%	131		15.3	15.5	15.9	16.5	17.0	17.6	
11. HEALTH EXAM/F '62	15.63	1.02	6.53%	3581		14.0	14.4	15.0	15.7	16.3	17.0	
12. HEALTH EXAM/F '62	15.74	1.00	6.35%	1165	13.3	14.1	14.5	15.1	15.8	16.4	17.0	18.4
18. USAF FLY PRSNL '50	16.97	.76	4.48%	400	15.3	15.7	16.0	16.5	17.0	17.5	17.9	18.8
19. USAF SURVEY 1965	17.58	.93	5.29%	3859	15.6	16.1	16.4	16.9	17.6	18.2	18.8	20.0
20. OFFICERS---1965	17.48	.86	4.92%	549	15.6	16.1	16.4	16.9	17.5	18.1	18.6	19.6
21. ENLISTED MEN '65	17.43	.93	5.34%	792	15.5	15.9	16.2	16.8	17.4	18.0	18.6	19.9
23. BASIC TRAINEE '65	17.65	.93	5.27%	2527	15.6	16.2	16.5	17.0	17.6	18.2	18.8	20.1
24. NAVY FLYERS '64	17.31	.86	4.97%	1529	15.4	15.9	16.2	16.7	17.3	17.9	18.5	19.3
25. USAF FLY PRSNL '67	17.21	.88	5.11%	2420	15.2	15.8	16.1	16.6	17.2	17.8	18.4	19.3
26. STUDENT PLT '67	17.34	.83	4.79%	505	15.5	16.0	16.3	16.8	17.3	17.9	18.4	19.4
27. RATED PILOTS '67	17.18	.89	5.18%	1187	15.1	15.7	16.1	16.6	17.2	17.8	18.3	19.4
28. SDT NAVIGAT '67	17.30	.91	5.26%	188		15.9	16.2	16.7	17.3	17.9	18.5	
29. RTO NAVIGAT '67	17.11	.90	5.26%	505	15.0	15.7	16.0	16.5	17.1	17.7	18.3	19.3
30. ARMY SOLDIERS '66	17.56	.98	5.58%	6682	15.3	16.0	16.3	16.9	17.5	18.2	18.9	19.9
31. NAVY ENLISTED '66	17.22	.99	5.75%	4095	15.1	15.5	15.9	16.5	17.3	17.9	18.5	19.6
33. MARINE ENLIST '66	18.01	.95	5.27%	2008	15.9	16.6	16.9	17.4	18.0	18.6	19.3	20.3
36. ARMY AVIATORS '70	16.67	.97	5.82%	1482		15.1	15.4	16.0	16.6	17.3	17.9	
37. HEALTH EXAM/M '62	17.31	1.05	6.07%	3091	14.8	15.4	15.9	16.6	17.4	18.2	18.8	20.0
38. HEALTH EXAM/M '62	17.51	1.03	5.88%	1012	15.0	15.7	16.1	16.8	17.6	18.4	19.0	20.2
42. GERMAN OFFC WKR/F	15.47	.91	5.88%	1166	(14.0	(14.9	(16.1	(
43. AUSTRALIAN PILOTE	15.80	.87	5.51%	35		14.4	14.7	15.2	15.8	16.4	16.9	17.2
48. NATO SURVEY-60/61	15.97	.87	5.45%	3325	14.0	14.6	14.9	15.4	16.0	16.6	17.1	18.1
49. TURKISH MIL.'60	16.21	.85	5.24%	912	14.4	14.9	15.1	15.6	16.2	16.8	17.3	18.3
50. GREEK MILIT '61	15.88	.80	5.04%	1071	14.1	14.6	14.9	15.3	15.9	16.4	17.0	17.9

METRIC VALUES	MEAN	STD DEV	COEF OF V	-V-	1ST	5TH	10TH	25TH	50TH	75TH	90TH	95TH	99TH
678. POPLITEAL HEIGHT-CONTINUED													
51. ITALIAN MIL.'61	40.34	2.31	5.73%	1342	35.2	36.6	37.4	38.8	40.4	41.9	43.4	44.2	46.0
52. BANTU MINERS	41.68	2.44	5.85%	485		38.0			41.6			45.8	
53. FRENCH ARMY	44.46	1.92	4.32%	734		40.9	41.8	43.5	44.6	45.6	46.7	47.3	
54. FRENCH PILOTS	45.61	1.54	3.38%	65		42.6	43.3	44.5	46.0	46.8	47.4	47.7	
55. FRENCH STUD PILOT	44.59	1.47	3.30%	101		42.5	43.0	43.5	44.5	45.6	46.4	47.4	
56. FRENCH NAVY -I	45.11	1.44	3.19%	212		42.7	43.6	44.4	45.1	46.0	46.7	47.3	
57. FRENCH NAVY -II	45.57	1.22	2.68%	100		43.5	43.9	44.7	45.6	46.4	47.1	47.8	
58. GERMAN TANKERS	45.01	1.78	3.95%	301		42.0	42.6	43.8	45.1	46.3	47.2	48.1	48.9
59. GERMAN AVIATORS	43.83	2.10	4.79%	1006	38.9	40.4	41.2	42.4	43.8	45.2	46.5	47.4	
60. GERMAN 20 YR OLDS	44.10	2.50	5.67%	7144		40.1	40.9	42.4	44.1	45.8	47.6	48.4	
61. GERMANS/25-40 YRS	45.40	2.50	5.51%	2643		41.3	42.1	43.8	45.3	46.8	48.8	49.7	
68. RCAF PILOTS	43.56	2.13	4.89%	314		40.6	40.8	41.9	43.4	44.9	46.4	47.4	
69. RCAF NAVIGATORS	43.71	2.00	4.58%	290		40.6	41.4	42.4	43.4	45.2	46.4	47.2	
75. LATIN AMERICANS	41.10	2.20	5.35%	1985		37.4	38.2	39.4	40.8	42.2	43.7	44.7	
76. AUSTRALIAN PILOT/M	44.06	2.12	4.81%	75		40.6	41.3	42.6	44.1	45.4	46.8	47.6	
80. JAPANESE AIRFORCE	40.22	2.16	5.37%	1176		36.7	37.5	38.8	40.2	41.7	43.0	43.8	
81. JAPAN AF PILOTS	40.60	2.06	5.15%	210		36.7	37.4	38.6	40.0	41.4	42.6	43.4	
82. JAPAN AF NAVIG	40.28	2.19	5.44%	538		36.6	37.5	38.8	40.3	41.8	43.1	43.8	
83. JAPANESE PILOTS	39.79	2.06	5.18%	216		36.5	37.2	38.5	39.6	40.9	42.5	43.0	
84. THAI MILITARY	42.50	1.80	4.24%	2950		39.5	40.0	41.5	43.0	44.0	45.0	46.0	
85. VIETNAM MILITARY	41.30	1.98	4.79%	2128	36.8	38.2	38.8	40.0	41.2	42.6	43.9	44.7	46.2
86. R.O.K.A.F. PILOTS	40.80	1.82	4.46%	264		37.7	38.5	39.6	40.9	42.0	43.0	43.7	
87. KOREAN FORCES -65	39.10	2.40	6.14%	3747		35.5	36.6	37.7	39.0	40.4	41.8	42.7	
90. IRANIAN MILITARY	40.16	1.80	4.48%	9414		37.3	37.9	39.0	40.1	41.3	42.5	43.2	
686. POSTERIOR NECK LENGTH.....													
18. USAF FLY PRSNL '50	9.22	1.54	16.70%	4000	5.8	6.7	7.3	8.2	9.2	10.2	11.2	11.8	13.1
19. USAF SURVEY 1965	10.04	1.47	14.64%	3859	6.8	7.7	8.2	9.0	10.0	11.0	12.0	12.6	13.7
20. OFFICERS---1965	9.76	1.35	13.83%	549	6.6	7.6	8.0	8.8	9.7	10.7	11.5	12.0	12.9
21. ENLISTED MEN '65	9.94	1.54	15.49%	732	6.5	7.5	8.0	8.9	9.9	11.0	12.0	12.6	13.7
23. BASIC TRAINEE '65	10.14	1.47	14.50%	2527	6.9	7.8	8.3	9.1	10.1	11.1	12.1	12.7	13.9
25. USAF FLY PRSNL '67	13.25	1.69	12.75%	2420	9.5	10.6	11.1	12.1	13.2	14.4	15.5	16.2	17.1
26. STUDENT PLT '67	13.52	1.85	13.68%	505	9.9	10.7	11.1	12.1	13.4	14.9	16.2	17.2	18.2
27. RATED PILOTS '67	13.14	1.61	12.25%	1187	9.4	10.6	11.1	12.0	13.1	14.2	15.2	15.8	16.8
28. SOT NAVIGAT '67	13.61	1.73	12.71%	188		10.7	11.3	12.4	13.6	14.8	15.8	16.5	
29. ---BIO-NAVIGAT '62	13.12	1.65	12.58%	505	9.5	10.5	11.1	12.0	13.1	14.3	15.3	15.9	16.9
48. NATO SURVEY-60/61	10.38	1.48	14.26%	3325	7.3	8.3	8.7	9.6	10.5	11.5	12.5	13.1	14.3
49. TURKISH MIL. '60	10.84	1.52	14.02%	912	7.5	8.6	9.1	9.9	10.9	11.9	12.9	13.6	14.9
50. GREEK MILIT '61	10.71	1.39	12.98%	1071	7.9	8.7	9.1	9.9	10.9	11.9	12.8	13.3	14.3
51. ITALIAN MIL. '61	9.80	1.31	13.37%	1342	7.0	7.9	8.4	9.1	9.9	10.8	11.7	12.3	13.2
59. GERMAN AVIATORS	13.03	2.10	16.12%	1006	8.3	9.5	10.3	11.6	13.1	14.4	15.7	16.5	18.2
83. JAPANESE PILOTS	12.06	1.65	13.68%	239		9.3	9.9	11.0	12.0	13.2	14.3	15.1	

ENGLISH VALUES	MEAN	STD DEV	COEF OF V	-N-	1ST	5TH	10TH	25TH	50TH	75TH	90TH	95TH	99TH
678. POPLITEAL HEIGHT-CONTINUED													
51. ITALIAN MIL.*61	15.88	.91	5.73%	1342	13.9	14.4	14.7	15.3	15.9	16.5	17.1	17.4	18.1
52. BANTU MINERS	16.41	.96	5.85%	485		15.0			16.4		18.4	18.0	
53. FRENCH ARMY	17.50	.76	4.34%	794		16.1	16.5	17.1	17.6	18.0	18.4	18.6	
54. FRENCH PILOTS	17.96	.61	3.40%	65		16.8	17.0	17.5	18.1	18.4	18.7	18.8	
55. FRENCH STUD PILOT	17.56	.58	3.30%	101		16.7	16.9	17.1	17.5	18.0	18.3	18.7	
56. FRENCH NAVY -I	17.76	.57	3.21%	212		16.8	17.2	17.5	17.8	18.1	18.4	18.6	
57. FRENCH NAVY -II	17.94	.48	2.68%	100		17.1	17.3	17.6	18.0	18.3	18.5	18.8	
58. GERMAN TANKERS	17.72	.70	3.95%	301		16.6	16.8	17.2	17.7	18.2	18.6	18.9	
59. GERMAN AVIATORS	17.25	.83	4.81%	1006	15.3	15.9	16.2	16.7	17.2	17.8	18.3	18.6	19.2
60. GERMAN 20 YR OLDS	17.36	.98	5.65%	7144		15.8	16.1	16.7	17.4	18.0	18.7	19.1	
61. GERMANS/25-40 YRS	17.87	.98	5.48%	2643		16.3	16.6	17.2	17.8	18.4	19.2	19.6	
68. RCAF PILOTS	17.15	.84	4.90%	314		16.0	16.1	16.5	17.1	17.7	18.3	18.7	
69. RCAF NAVIGATORS	17.21	.79	4.59%	290		16.0	16.3	16.7	17.1	17.8	18.3	18.6	
75. LATIN AMERICANS	16.10	.90	5.59%	1985		14.7	15.0	15.5	16.1	16.6	17.2	17.6	
76. AUSTRALIAN PILOT/M	17.35	.83	4.78%	75		16.0	16.3	16.8	17.4	17.9	18.4	18.7	
80. JAPANESE AIRFORCE	15.83	.85	5.37%	1176		14.4	14.8	15.3	15.8	16.4	16.9	17.2	
81. JAPAN AF PILOTS	15.75	.81	5.14%	210		14.4	14.7	15.2	15.7	16.3	16.8	17.1	
82. JAPAN AF NAVIG	15.86	.86	5.42%	538		14.4	14.8	15.3	15.9	16.5	17.0	17.2	
83. JAPANESE PILOTS	15.67	.81	5.17%	216		14.4	14.6	15.2	15.6	16.1	16.7	16.9	
84. THAI MILITARY	16.73	.70	4.18%	2950		15.6	15.7	16.3	16.9	17.3	17.7	18.1	
85. VIETNAM MILITARY	16.26	.78	4.80%	2128	14.5	15.0	15.3	15.7	16.2	16.8	17.3	17.6	18.2
86. R.O.K.A.F. PILOTS	16.06	.72	4.48%	264		14.8	15.2	15.6	16.1	16.5	16.9	17.2	
87. KOREAN FORCES -65	15.39	.94	6.11%	3747		14.0	14.4	14.8	15.4	15.9	16.5	16.8	
90. IRANIAN MILITARY	15.81	.71	4.49%	9414		14.7	14.9	15.3	15.8	16.3	16.7	17.0	
686. POSTERIOR NECK LENGTH.....													
18. USAF FLY PRSNL*50	3.63	.60	16.53%	4000	2.3	2.7	2.9	3.2	3.6	4.0	4.4	4.7	5.2
19. USAF SURVEY 1965	3.95	.58	14.68%	3869	2.7	3.0	3.2	3.6	3.9	4.3	4.7	5.0	5.4
20. OFFICERS---1965	3.84	.53	13.80%	549	2.6	3.0	3.2	3.5	3.8	4.2	4.5	4.7	5.1
21. ENLISTED MEN*65	3.91	.60	15.35%	792	2.6	3.0	3.2	3.5	3.9	4.3	4.7	5.0	5.4
23. BASIC TRAINEE*65	3.99	.58	14.54%	2527	2.7	3.1	3.3	3.6	4.0	4.4	4.8	5.0	5.5
25. USAF FLY PRSNL*67	5.22	.66	12.64%	2420	3.7	4.2	4.4	4.8	5.2	5.7	6.1	6.4	6.7
26. STUDENT PLT *67	5.32	.73	13.72%	505	3.9	4.2	4.4	4.8	5.3	5.9	6.4	6.8	
27. RATED PILOTS*67	5.17	.63	12.19%	1187	3.7	4.2	4.4	4.7	5.2	5.6	6.0	6.2	6.6
28. SDT NAVIGAT *67	5.36	.68	12.69%	188		4.2	4.5	4.9	5.4	5.8	6.2	6.5	
29.---BIO_NAVIGAT--62	5.17	.65	12.57%	505	3.7	4.1	4.4	4.7	5.2	5.6	6.0	6.3	6.7
48. NATO SURVEY-60/61	4.69	.58	14.16%	3325	2.9	3.3	3.4	3.8	4.1	4.5	4.9	5.2	5.6
49. TURKISH MIL.*60	4.27	.60	14.05%	912	3.0	3.4	3.6	3.9	4.3	4.7	5.1	5.3	5.9
50. GREEK MILIT *61	4.22	.55	13.03%	1071	3.1	3.4	3.6	3.9	4.3	4.7	5.0	5.2	5.6
51. ITALIAN MIL.*61	3.86	.51	13.21%	1342	2.7	3.1	3.3	3.6	3.9	4.3	4.6	4.8	5.2
59. GERMAN AVIATORS	5.13	.83	16.18%	1006	3.3	3.8	4.1	4.6	5.1	5.7	6.2	6.5	7.2
83. JAPANESE PILOTS	4.75	.65	13.68%	239		3.7	3.9	4.3	4.7	5.2	5.6	5.9	

METRIC VALUES	MEAN	STD DEV	COEF OF V	-V-	1ST	-- -- -- -- -- PERCENTILES -- -- -- -- --									
686. POSTERIOR NECK LENGTH-CONTINUED															
86.R.O.K.A.F. PILOTS	9.70	1.21	12.47%	254		7.8	8.1	8.8	9.7	10.6	11.3	11.7			
692. PRONASALE TO TOP OF HEAD.....															
7.AIR FORCE WMN '68	14.76	1.17	7.93%	1905	12.3	12.9	13.3	14.0	14.7	15.5	16.3	16.8	18.0		
8. WAF-NURSE OFCRS	15.00	1.21	8.07%	548	12.5	13.1	13.5	14.2	14.9	15.8	16.6	17.1	18.3		
9. ENLISTED WAFS/W	14.61	1.12	7.67%	1216	12.2	12.8	13.2	13.9	14.6	15.3	16.0	16.5	17.7		
10A---ENLISTED-WAESZB	15.15	1.23	8.12%	131		13.2	13.6	14.3	15.1	15.9	16.7	17.2			
19.USAF SURVEY 1965	14.83	.87	5.87%	3859	12.8	13.4	13.7	14.3	14.8	15.4	15.9	16.3	16.9		
20. OFFICERS---1965	14.58	.98	6.72%	549	12.5	13.0	13.3	13.9	14.6	15.2	15.9	16.2	17.0		
21. ENLISTED MEN'65	14.82	.92	6.21%	732	12.7	13.3	13.7	14.2	14.8	15.4	16.0	16.4	17.0		
23. BASIC TRAINEES	14.89	.81	5.44%	2527	12.9	13.5	13.8	14.4	14.9	15.4	15.9	16.2	16.8		
25.USAF FLY PRSNL'67	14.74	1.10	7.46%	2420	12.3	13.0	13.4	14.0	14.7	15.5	16.2	16.6	17.4		
26. STUDENT PLT '67	15.02	1.09	7.26%	505	12.7	13.3	13.6	14.3	15.0	15.7	16.4	16.9	17.9		
27. RATED PILOTS'67	14.64	1.10	7.51%	1187	12.2	12.9	13.3	13.9	14.6	15.4	16.1	16.6	17.3		
28. SOT NAVIGAT '67	14.58	.99	6.79%	198		13.0	13.3	13.9	14.6	15.2	15.9	16.3			
29A---RID-NAVIGAT'62	14.79	1.10	7.44%	505	12.4	13.0	13.4	14.0	14.8	15.6	16.2	16.6	17.3		
48.NATO SURVEY-60/61	14.68	.94	6.40%	3099	12.5	13.1	13.5	14.0	14.7	15.3	15.9	16.2	16.9		
49. TURKISH MIL.'60	14.61	1.00	6.84%	686	12.3	13.0	13.3	13.9	14.6	15.3	15.9	16.3	17.1		
50. GREEK MILIT '61	14.95	.93	6.22%	1071	12.8	13.4	13.7	14.3	15.0	15.6	16.1	16.4	17.1		
51. ITALIAN MIL.'61	14.51	.87	6.00%	1342	12.5	13.1	13.4	13.9	14.5	15.1	15.6	16.0	16.6		
59.GERMAN AVIATORS	14.64	1.32	9.02%	1006	11.7	12.5	12.9	13.7	14.6	15.6	16.4	16.8	17.6		
694. PRONASALE TO MALL.....															
7.AIR FORCE WMN '68	21.19	.96	4.53%	1905	19.2	19.7	20.0	20.5	21.1	21.8	22.4	22.9	23.9		
8. WAF-NURSE OFCRS	21.34	.96	4.50%	548	19.3	19.8	20.1	20.7	21.3	21.9	22.5	23.0	24.0		
9. ENLISTED WAFS/W	21.06	.92	4.37%	1216	19.2	19.7	20.0	20.4	21.0	21.6	22.3	22.7	23.7		
10A---ENLISTED-WAESZB	21.76	.96	4.41%	131		20.4	20.6	21.1	21.7	22.4	23.1	23.5			
19.USAF SURVEY 1965	21.98	.82	3.73%	3869	20.1	20.6	20.9	21.4	22.0	22.5	23.1	23.4	23.9		
20. OFFICERS---1965	22.50	.77	3.42%	549	20.8	21.3	21.5	22.0	22.5	23.0	23.5	23.8	24.3		
21. ENLISTED MEN'65	22.06	.77	3.49%	792	20.3	20.8	21.1	21.5	22.1	22.6	23.1	23.3	23.8		
23. BASIC TRAINEES	21.85	.80	3.66%	2527	20.0	20.5	20.8	21.3	21.9	22.4	22.9	23.2	23.7		
24.NAVY FLYERS '64	22.85	.76	3.33%	1529	21.0	21.7	21.9	22.4	22.8	23.3	23.8	24.1	24.7		
25.USAF FLY PRSNL'67	22.68	.75	3.31%	2420	20.9	21.4	21.7	22.2	22.7	23.2	23.6	23.9	24.4		
26. STUDENT PLT '67	22.55	.79	3.50%	505	20.7	21.2	21.5	22.0	22.6	23.1	23.6	23.8	24.2		
27. RATED PILOTS'67	22.74	.74	3.25%	1187	20.9	21.5	21.8	22.3	22.8	23.2	23.7	23.9	24.4		
28. SOT NAVIGAT '67	22.68	.75	3.31%	188		21.4	21.7	22.2	22.7	23.2	23.6	23.9			
29. RTO NAVIGAT '67	22.67	.73	3.22%	505	20.8	21.4	21.7	22.2	22.7	23.2	23.6	23.9	24.4		
30.ARMV SOLDIERS '66	22.19	.83	3.74%	6692	20.2	20.8	21.1	21.6	22.2	22.8	23.3	23.5	24.1		
31.NAVY ENLISTED '66	22.05	.80	3.63%	4095	20.1	20.7	21.0	21.5	22.0	22.6	23.1	23.4	23.9		
33.MARINE ENLIST '66	22.14	.81	3.66%	2038	20.3	20.8	21.1	21.6	22.2	22.7	23.2	23.4	24.0		
36.88BY-AVIATORS-70	22.65	.78	3.44%	1492	20.8	21.4	21.7	22.2	22.7	23.2	23.7	24.0	24.5		
48.NATO SURVEY-60/61	21.64	.83	3.84%	3099	19.8	20.3	20.6	21.1	21.6	22.2	22.7	23.0	23.5		

ENGLISH VALUES		MEAN	STD DEV	COEF OF V	-V-	1ST	5TH	10TH	25TH	50TH	75TH	90TH	95TH	99TH
-- -- -- -- -- PERCENTILES -- -- -- -- --														
686. POSTERIOR NECK LENGTH-CONTINUED														
86.R.O.K.A.F. PILOTS		3.82	.47	12.30%	264		3.1	3.2	3.5	3.8	4.2	4.4	4.6	
692. PRONASALE TO TOP OF HEAD.....														
7.AIR FORCE WMN '68		5.81	.46	7.92%	1905	4.9	5.1	5.2	5.5	5.8	6.1	6.4	6.6	7.1
8. WAF-NURSE OFCRS		5.91	.47	7.95%	548	4.9	5.2	5.3	5.6	5.9	6.2	6.5	6.7	7.2
9. ENLISTED WAFS/W		5.75	.44	7.65%	1216	4.8	5.1	5.2	5.5	5.7	6.0	6.3	6.5	7.0
10.---ENLISTED-WAES/8		5.97	.48	8.04%	131		5.2	5.3	5.6	6.0	6.3	6.6	6.8	
19.USAF SURVEY 1965		5.84	.34	5.82%	3869	5.0	5.3	5.4	5.6	5.8	6.1	6.3	6.4	6.6
20. OFFICERS---1965		5.74	.39	6.79%	549	4.9	5.1	5.2	5.5	5.7	6.0	6.2	6.4	6.7
21. ENLISTED MEN'65		5.83	.36	6.17%	792	5.0	5.3	5.4	5.6	5.8	6.1	6.3	6.4	6.7
23. BASIC TRAINEE65		5.86	.32	5.46%	2527	4.9	5.1	5.3	5.5	5.8	6.1	6.3	6.4	6.6
25.USAF FLY PRSNL'67		5.80	.43	7.41%	2420	4.9	5.1	5.3	5.5	5.8	6.1	6.4	6.5	6.9
26. STUDENT PLT '67		5.91	.43	7.28%	505	5.0	5.2	5.4	5.6	5.9	6.2	6.5	6.7	7.1
27. RATED PILOTS'67		5.76	.43	7.47%	1187	4.8	5.1	5.2	5.5	5.7	6.1	6.3	6.5	6.8
28. SOT NAVIGAT '67		5.74	.39	6.79%	188		5.1	5.2	5.5	5.7	6.0	6.3	6.4	
29.---RID-NAVIGAT--'67		5.82	.43	7.39%	505	4.9	5.1	5.3	5.5	5.8	6.1	6.4	6.5	6.8
48.NATO SURVEY-60/61		5.78	.37	6.40%	3099	4.9	5.2	5.3	5.5	5.8	6.0	6.3	6.4	6.7
49. TURKISH MIL.'60		5.75	.40	6.96%	686	4.9	5.1	5.3	5.5	5.7	6.0	6.3	6.4	6.7
50. GREEK MILIT '61		5.88	.37	6.29%	1071	5.0	5.3	5.4	5.6	5.9	6.1	6.3	6.5	6.7
51. ITALIAN MIL.'61		5.71	.34	5.95%	1342	4.9	5.2	5.3	5.5	5.7	6.0	6.2	6.3	6.5
59.GERMAN AVIATORS		5.76	.52	9.03%	1006	4.6	4.9	5.1	5.4	5.8	6.1	6.4	6.6	6.9
694. PRONASALE TO WALL.....														
7.AIR FORCE WMN '68		8.34	.38	4.56%	1905	7.6	7.8	7.9	8.1	8.3	8.6	8.8	9.0	9.4
8. WAF-NURSE OFCRS		8.40	.38	4.52%	548	7.6	7.8	7.9	8.2	8.4	8.6	8.9	9.0	9.4
9. ENLISTED WAFS/W		8.29	.36	4.34%	1216	7.5	7.8	7.9	8.0	8.3	8.5	8.8	8.9	9.3
10.---ENLISTED-WAES/8		8.57	.38	4.43%	131		8.0	8.1	8.3	8.5	8.8	9.1	9.3	
19.USAF SURVEY 1965		8.65	.32	3.70%	3869	7.9	8.1	8.2	8.4	8.7	8.9	9.1	9.2	9.4
20. OFFICERS---1965		8.86	.30	3.39%	549	8.2	8.4	8.5	8.7	8.9	9.1	9.3	9.4	9.6
21. ENLISTED MEN'65		8.69	.30	3.45%	792	8.0	8.2	8.3	8.5	8.7	8.9	9.1	9.2	9.4
23. BASIC TRAINEE65		8.60	.31	3.60%	2527	7.9	8.1	8.2	8.4	8.6	8.8	9.0	9.1	9.3
24.NAVY FLYERS '64		8.99	.30	3.34%	1529	8.3	8.5	8.6	8.8	9.0	9.2	9.4	9.5	9.7
25.USAF FLY PRSNL'67		8.93	.30	3.36%	2420	8.2	8.4	8.5	8.7	8.9	9.1	9.3	9.4	9.6
26. STUDENT PLT '67		8.68	.31	3.49%	505	8.2	8.4	8.5	8.7	8.9	9.1	9.3	9.4	9.5
27. RATED PILOTS'67		8.95	.29	3.24%	1187	8.3	8.5	8.6	8.8	9.0	9.2	9.3	9.4	9.6
28. SOT NAVIGAT '67		8.93	.30	3.36%	188		8.4	8.5	8.7	8.9	9.1	9.3	9.4	
29. RTO NAVIGAT '67		8.92	.29	3.25%	505	8.2	8.4	8.6	8.7	8.9	9.1	9.3	9.4	9.6
30.ARMV SOLDIERS '66		8.74	.33	3.78%	6682	7.9	8.2	8.3	8.5	8.7	9.0	9.2	9.3	9.5
31.NAVY ENLISTED '66		8.68	.31	3.57%	4095	7.9	8.2	8.3	8.5	8.7	8.9	9.1	9.2	9.4
33.MARINE ENLIST '66		8.72	.32	3.67%	2008	8.0	8.2	8.3	8.5	8.7	8.9	9.1	9.2	9.4
36.ARMV-AVIATORS--'70		8.92	.31	3.48%	1482		8.4	8.5	8.7	8.9	9.1	9.3	9.4	
48.NATO SURVEY-60/61		8.52	.33	3.87%	3099	7.8	8.0	8.1	8.3	8.5	8.7	8.9	9.1	9.3

METRIC VALUES	MEAN	STO DEV	COEF OF V	-N-	1ST	5TH	10TH	25TH	50TH	75TH	90TH	95TH	99TH
694. PRONASALE TO WALL-CONTINUED													
49. TURKISH MIL.'60	21.26	.78	3.67%	686	19.5	20.0	20.3	20.7	21.3	21.8	22.2	22.5	23.2
50. GREEK MILIT.'61	21.33	.73	3.42%	1071	19.7	20.2	20.4	20.8	21.3	21.8	22.3	22.6	23.0
51. ITALIAN MIL.'61	22.08	.70	3.17%	1342	20.5	20.9	21.2	21.6	22.1	22.6	23.0	23.3	23.7
59. GERMAN AVIATORS	22.17	.84	3.79%	1006	20.2	20.8	21.1	21.6	22.2	22.7	23.2	23.5	24.2
698. RADIALE-STYLION LENGTH.....													
7. AIR FORCE WMN.'68	23.39	1.37	5.86%	1935	20.3	21.2	21.6	22.4	23.4	24.3	25.2	25.7	26.9
8. WAF-NURSE OFCRS	23.36	1.37	5.86%	548	20.0	21.1	21.6	22.4	23.4	24.3	25.2	25.7	26.8
9. ENLISTED WAFS/W	23.30	1.33	5.71%	1210	20.3	21.1	21.6	22.4	23.3	24.2	25.0	25.6	26.7
10. ENLISTED-WAESZB	24.43	1.31	5.36%	131	22.3	22.3	22.7	23.5	24.4	25.4	26.3	26.8	
25. USAF FLY PRSNL.'67	26.88	1.42	5.28%	2420	23.6	24.6	25.1	25.9	26.9	27.8	28.7	29.3	30.2
26. STUDENT PLT.'67	26.95	1.35	5.01%	505	24.1	24.8	25.2	26.0	26.9	27.9	28.7	29.2	30.0
27. RATED PILOTS.'67	26.93	1.42	5.27%	1187	23.6	24.6	25.1	26.0	26.9	27.9	28.8	29.3	30.2
28. SOT NAVIGAT.'67	26.85	1.40	5.21%	188	23.2	24.4	24.9	25.9	26.9	27.8	28.5	29.0	
29. RTU NAVIGAT.'67	26.76	1.48	5.53%	505	23.6	24.3	24.9	25.8	26.8	27.7	28.6	29.1	30.4
32. NAVY-DIVERS.'72--	26.64	1.55	5.82%	100	23.2	24.1	24.7	25.6	26.6	27.7	28.6	29.2	
44. SWEDISH-CIV. WOMEN	23.23	1.26	5.42%	137	(21.2)	(21.2)	(22.4)	(22.4)	(24.1)	(24.1)	(25.3)	(25.3)	
73. CZECH LUMBERMEN	24.50	2.30	9.39%	1110	(20.7)	(20.7)	(22.9)	(22.9)	(24.1)	(24.1)	(26.1)	(26.1)	
702. SAGITTAL ARC.....													
6. WAF BASIC TR 1952	37.50	2.20	5.87%	852	31.4	32.4	32.9	33.2	33.8	34.7	35.7	36.7	38.8
7. AIR FORCE WMN.'68	34.79	1.49	4.28%	1905	31.7	32.7	33.2	34.1	35.0	36.1	37.2	37.9	39.3
8. WAF-NURSE OFCRS	35.16	1.59	4.52%	548	31.3	32.3	32.8	33.7	34.6	35.5	36.4	37.0	38.3
9. ENLISTED WAFS/W	34.61	1.43	4.13%	1216	31.3	32.3	32.8	33.7	34.6	35.5	36.4	37.0	38.3
10. ENLISTED-WAESZB	34.91	1.21	3.47%	131	33.2	33.2	33.5	34.0	34.7	35.6	36.6	37.2	
17. USAF BASIC TR.'52	37.85	2.04	5.39%	1450	34.5	35.5	35.2	36.4	37.9	39.3	40.5	41.1	
18. USAF FLY PRSNL.'50	38.11	1.52	3.99%	4000	34.5	35.6	36.1	37.1	38.1	39.2	40.1	40.6	41.6
19. USAF SURVEY 1965	37.85	1.53	4.04%	3869	34.5	35.4	35.9	36.8	37.8	38.9	39.8	40.4	41.7
20. OFFICERS---1965	38.60	1.39	3.60%	549	35.3	36.3	36.8	37.6	38.6	39.5	40.4	40.9	41.9
21. ENLISTED MEN.'65	38.37	1.53	3.99%	792	34.9	36.0	36.5	37.3	38.3	39.3	40.4	41.1	42.3
23. BASIC TRAINEES	37.52	1.45	3.86%	2527	34.3	35.1	35.6	36.5	37.5	38.5	39.4	39.9	41.1
24. NAVY FLYERS.'64	36.90	2.18	5.91%	1529	31.7	33.0	33.9	35.5	37.1	38.5	39.6	40.1	41.2
25. USAF FLY PRSNL.'67	34.64	1.66	4.79%	2420	30.9	31.9	32.5	33.5	34.7	35.8	36.8	37.3	38.4
26. STUDENT PLT.'67	35.16	1.62	4.61%	505	31.0	32.3	33.0	34.1	35.2	36.3	37.3	37.8	38.6
27. RATED PILOTS.'67	34.51	1.65	4.78%	1187	30.5	31.7	32.4	33.4	34.5	35.6	36.6	37.2	38.3
28. SOT NAVIGAT.'67	34.41	1.50	4.36%	188	31.9	32.4	32.4	33.4	34.5	35.5	36.4	36.9	
29. RTU NAVIGAT.'67	34.52	1.67	4.84%	505	30.9	31.8	32.4	33.3	34.5	35.7	36.7	37.3	38.3
34. ARMY AVIATORS.'59	35.00	1.32	3.77%	500	32.7	33.2	33.2	34.0	35.0	35.8	36.5	37.0	
36. ARMY AVIATORS.'70	35.68	1.43	3.99%	1482	32.5	33.5	34.0	34.9	35.9	36.9	37.8	38.3	39.1
48. NATO SURVEY-60/61	37.45	1.50	4.01%	3325	33.8	34.9	35.5	36.5	37.5	38.5	39.3	39.9	40.9
49. TURKISH MIL.'60	36.40	1.43	3.93%	912	33.2	34.0	34.5	35.4	36.4	37.4	38.3	38.8	39.6
50. GREEK MILIT.'61	37.66	1.29	3.43%	1071	34.8	35.6	36.0	36.8	37.6	38.5	39.4	39.9	40.9

ENGLISH VALUES	MEAN	STD DEV	COEF OF V	-V-	1ST	5TH	10TH	25TH	50TH	75TH	90TH	95TH	99TH
PERCENTILES													
69A. PRONASALE TO WALL-CONTINUED													
49. TURKISH MIL.'60	8.37	.31	3.70%	686	7.7	7.9	8.0	8.2	8.4	8.6	8.8	8.9	9.1
50. GREEK MILIT.'61	8.40	.29	3.45%	1071	7.8	7.9	8.0	8.2	8.4	8.6	8.8	8.9	9.1
51. ITALIAN MIL.'61	8.69	.28	3.22%	1342	8.1	8.2	8.3	8.5	8.7	8.9	9.1	9.2	9.3
59. GERMAN AVIATORS	8.73	.33	3.78%	1006	8.0	8.2	8.3	8.5	8.7	8.9	9.1	9.3	9.5
69B. RADIALE-STYLION LENGTH.....													
7. AIR FORCE WMN '68	9.21	.54	5.86%	1905	8.0	8.3	8.5	8.8	9.2	9.6	9.9	10.1	10.6
8. WAF-NURSE OFCRS	9.20	.54	5.87%	548	7.9	8.3	8.5	8.8	9.2	9.6	9.9	10.1	10.5
9. ENLISTED WAFS/W	9.17	.52	5.67%	1216	8.0	8.3	8.5	8.8	9.2	9.5	9.8	10.1	10.5
10. ENLISTED WAFS/W	9.62	.52	5.41%	131	8.8	8.9	9.2	9.2	9.6	10.0	10.3	10.5	11.9
25. USAF FLY PRSNL '67	10.58	.56	5.29%	2420	9.3	9.7	9.9	10.2	10.6	11.0	11.3	11.5	11.9
26. STUDENT PLT '67	10.61	.53	5.00%	505	9.5	9.8	9.9	10.2	10.6	11.0	11.3	11.5	11.8
27. RATED PILOTS '67	10.60	.56	5.28%	1187	9.3	9.7	9.9	10.2	10.6	11.0	11.3	11.5	11.9
28. SOT NAVIGAT '67	10.57	.55	5.20%	188	9.6	9.8	9.8	10.2	10.6	10.9	11.2	11.4	12.0
29. RTO NAVIGAT '67	10.54	.58	5.50%	505	9.1	9.6	9.8	10.2	10.6	10.9	11.3	11.5	12.0
32. NAVY DIVERS '72--	10.49	.61	5.82%	100	9.5	9.7	10.1	10.5	10.9	11.3	11.5	11.5	11.5
44. SWEDISH CIV-WOMEN	9.15	.50	5.46%	167	(8.3)	(8.3)	(8.8)	(8.8)	(9.5)	(9.5)	(10.0)	(10.0)	(10.0)
73. CZECH LUMBERMEN	9.65	.91	9.43%	2400	(8.2)	(8.2)	(9.0)	(9.0)	(10.3)	(10.3)	(11.1)	(11.1)	(11.1)
702. SAGITTAL ARC.....													
6. WAF BASIC TR 1952	14.74	.85	5.77%	852	13.0	13.6	13.9	14.3	14.8	15.4	16.1	16.6	17.8
7. AIR FORCE WMN '68	13.70	.59	4.31%	1905	12.4	12.8	13.0	13.3	13.7	14.1	14.4	14.7	15.3
8. WAF-NURSE OFCRS	13.84	.63	4.55%	548	12.5	12.9	13.1	13.4	13.8	14.2	14.7	14.9	15.5
9. ENLISTED WAFS/W	13.63	.56	4.11%	1216	12.3	12.7	12.9	13.3	13.6	14.0	14.3	14.6	15.1
10. ENLISTED WAFS/W	13.74	.48	3.49%	131	13.1	13.6	13.9	14.3	14.9	15.5	15.9	16.2	16.7
17. USAF BASIC TR '52	14.90	.80	5.37%	1450	13.1	13.6	13.9	14.3	14.9	15.5	15.9	16.2	16.7
18. USAF FLY PRSNL '50	15.00	.60	4.00%	4000	13.6	14.0	14.2	14.6	15.0	15.4	15.8	16.0	16.4
19. USAF SURVEY 1965	14.90	.60	4.03%	3859	13.6	13.9	14.1	14.5	14.9	15.3	15.7	15.9	16.4
20. OFFICERS---1965	15.20	.55	3.62%	549	13.9	14.3	14.5	14.8	15.2	15.6	15.9	16.1	16.5
21. ENLISTED MEN '65	15.11	.60	3.97%	732	13.7	14.2	14.4	14.7	15.1	15.5	15.9	16.2	16.7
23. BASIC TRAINEE '65	14.77	.57	3.86%	2527	13.5	13.8	14.0	14.4	14.8	15.2	15.5	15.7	16.2
24. NAVY FLYERS '64	14.53	.86	5.92%	1529	12.5	13.0	13.3	14.0	14.6	15.2	15.6	15.8	16.2
25. USAF FLY PRSNL '67	13.64	.65	4.77%	2420	12.1	12.6	12.8	13.2	13.7	14.1	14.5	14.7	15.1
26. STUDENT PLT '67	13.84	.64	4.62%	505	12.2	12.7	13.0	13.4	13.9	14.3	14.7	14.9	15.2
27. RATED PILOTS '67	13.59	.65	4.78%	1187	12.0	12.5	12.8	13.2	13.6	14.0	14.4	14.7	15.1
28. SOT NAVIGAT '67	13.55	.59	4.35%	188	12.5	12.9	13.1	13.4	13.8	14.0	14.3	14.5	15.1
29. RTO NAVIGAT '67	13.59	.66	4.86%	505	12.2	12.5	12.8	13.1	13.6	14.0	14.5	14.7	15.1
34. ARMY AVIATORS '59	13.78	.52	3.77%	500	12.9	13.1	13.4	13.7	14.1	14.5	14.9	15.1	15.1
36. ARMY AVIATORS '70	14.13	.56	3.96%	1482	13.3	13.7	14.0	14.4	14.8	15.2	15.5	15.7	16.1
48. NATO SURVEY-60/61	14.75	.59	4.00%	3325	13.1	13.4	13.6	13.9	14.3	14.7	15.1	15.3	15.6
49. TURKISH MIL.'60	14.33	.56	3.91%	912	13.1	13.4	13.6	13.9	14.3	14.7	15.1	15.3	15.6
50. GREEK MILIT '61	14.83	.51	3.44%	1071	13.7	14.0	14.2	14.5	14.8	15.2	15.5	15.7	16.1

METRIC VALUES	MEAN	STD DEV	COEF OF V	-V-	1ST	5TH	10TH	25TH	50TH	75TH	90TH	95TH	99TH
702. SAGITTAL ARC-CONTINUED													
51. ITALIAN MIL.*61	38.00	1.31	3.45%	1342	34.8	35.8	36.3	37.2	38.0	38.9	39.7	40.2	41.2
53.FRENCH ARMY	36.24	1.46	4.03%	794		34.0	34.5	35.2	36.3	37.3	38.3	38.6	
54.FRENCH PILOTS	37.24	1.03	2.77%	65		35.7	36.0	36.5	37.2	37.8	38.8	39.2	
55.FRENCH STUD PILOT	36.65	1.60	4.37%	101		34.3	34.5	35.6	36.4	38.0	38.9	39.1	
56.FRENCH NAVY -I	36.88	1.33	3.61%	212		34.6	35.0	35.0	37.0	37.8	38.5	39.1	
57.FRENCH NAVY -II	36.90	1.27	3.44%	100		34.7	35.2	35.8	36.9	37.9	38.7	38.8	
59.GERMAN AVIATORS	35.90	1.99	5.54%	1006	31.5	32.7	33.4	34.6	35.9	37.2	38.5	39.2	40.8
60.GERMAN 20 YR OLDS	34.40	1.50	4.36%	7144		32.0	32.5	33.4	34.5	35.3	36.3	36.9	
61.GERMANS/25-40 YRS	33.20	1.40	4.22%	2643		31.2	31.4	32.2	33.2	34.2	35.1	35.5	
62.CANADIAN MILIT*64	36.44	1.98	5.43%	565		33.0	34.0	35.0	36.4	38.0	39.0	39.7	
77.FRENCH YOUNG MEN	35.41	1.43	4.04%	2000		(33.1)	(34.4)	(36.4)	(37.8)				
80.JAPANESE AIRFORCE	33.74	1.72	5.10%	1176		31.0	31.6	32.6	33.8	34.9	35.9	36.4	
81. JAPAN AF PILOTS	33.79	1.75	5.21%	210		30.9	31.6	32.7	33.9	35.0	35.9	36.4	
82. JAPAN AF NAVIG	33.90	1.69	4.99%	538		31.1	31.8	32.8	33.9	35.0	36.0	35.6	
86.R.O.K.A.F. PILOTS	38.69	2.13	5.51%	254		35.7	36.2	37.5	38.6	40.0	41.2	42.0	
706. SCROTALE TO ANTERIOR MIDSHOULDER LENGTH.....													
25.USAF FLY PRSNL*67	77.35	3.73	4.82%	2420	69.2	71.4	72.6	74.7	77.2	79.8	82.2	83.8	86.8
26. STUDENT PLT *67	76.48	3.33	4.35%	505	69.5	71.2	72.2	74.1	76.3	78.7	80.9	82.2	84.8
27. RATED PILOTS*67	77.66	3.76	4.84%	1187	69.1	71.6	72.9	75.1	77.6	80.2	82.6	84.1	86.8
28. SOT NAVIGAT *67	77.52	3.92	5.06%	188		71.5	73.0	75.0	77.2	79.7	82.6	84.8	
29. RTD NAVIGAT *67	77.47	3.85	4.97%	505	69.4	71.4	72.6	74.7	77.3	80.0	82.6	84.1	86.9
707. SCROTALE TO ANTERIOR MIDSHOULDER LENGTH, SITTING.....													
25.USAF FLY PRSNL*67	72.35	3.29	4.55%	2420	64.7	67.0	68.2	70.1	72.3	74.5	76.6	77.9	80.2
26. STUDENT PLT *67	71.95	3.16	4.39%	505	65.6	67.1	68.0	69.7	71.8	74.0	76.1	77.4	80.0
27. RATED PILOTS*67	72.45	3.22	4.44%	1187	64.6	67.1	68.3	70.3	72.4	74.6	76.6	77.7	79.8
28. SOT NAVIGAT *67	72.59	3.49	4.81%	188		67.0	68.4	70.3	72.4	74.8	77.2	78.7	
29. RTD NAVIGAT *67	72.48	3.46	4.77%	505	64.7	67.0	68.1	70.1	72.3	74.8	77.1	78.4	80.9
709. SCROTALE TO ANTERIOR SCYE-LEVEL LENGTH.....													
25.USAF FLY PRSNL*67	53.79	3.13	5.82%	2420	47.2	48.9	49.9	51.6	53.6	55.8	57.9	59.3	61.8
26. STUDENT PLT *67	53.12	2.81	5.29%	505	47.2	48.5	49.5	51.1	53.1	55.0	56.7	57.8	60.3
27. RATED PILOTS*67	54.05	3.19	5.90%	1187	47.1	49.1	50.1	51.8	53.9	56.2	58.3	59.6	61.9
28. SOT NAVIGAT *67	54.04	3.17	5.87%	188		49.3	50.3	51.9	53.7	55.8	58.2	60.0	
29. RTD NAVIGAT *67	53.78	3.22	5.99%	505	47.4	48.7	49.7	51.4	53.6	56.0	58.1	59.4	61.8
710. SCROTALE TO ANTERIOR SCYE-LEVEL LENGTH, SITTING.....													
25.USAF FLY PRSNL*67	48.47	2.96	6.11%	2420	42.1	43.8	44.7	46.4	48.4	50.5	52.4	53.5	55.5
26. STUDENT PLT *67	48.29	2.86	5.92%	505	42.5	43.8	44.7	46.3	48.2	50.2	52.0	53.2	55.5
27. RATED PILOTS*67	48.48	2.91	6.00%	1187	42.0	43.7	44.7	46.5	48.5	50.5	52.3	53.3	55.2
28. SOT NAVIGAT *67	48.93	3.09	6.32%	188		43.9	45.1	46.9	48.8	50.8	52.9	54.2	

ENGLISH VALUES	MEAN	STD DEV	COEF OF V	-V-	1ST	5TH	10TH	25TH	50TH	75TH	90TH	95TH	99TH
-- -- -- -- -- PERCENTILES -- -- -- -- --													
702. SAGITTAL ARC-CONTINUED													
51. ITALIAN MIL.'61	14.96	.52	3.48%	1342	13.7	14.1	14.3	14.6	15.0	15.3	15.6	15.8	16.2
53. FRENCH ARMY	14.27	.57	3.99%	794		13.4	13.6	13.9	14.3	14.7	15.1	15.2	
54. FRENCH PILOTS	14.66	.41	2.80%	65		14.1	14.2	14.4	14.6	14.9	15.3	15.4	
55. FRENCH STUD PILOT	14.43	.63	4.37%	101		13.5	13.6	14.0	14.3	15.0	15.3	15.4	
56. FRENCH NAVY -I	14.52	.52	3.58%	212		13.6	13.8	14.2	14.6	14.9	15.2	15.4	
57. FRENCH NAVY -II	14.53	.50	3.44%	100		13.7	13.9	14.1	14.5	14.9	15.2	15.3	
59. GERMAN AVIATORS	14.13	.78	5.52%	1006	12.4	12.9	13.1	13.6	14.1	14.7	15.1	15.4	16.1
60. GERMAN 20 YR OLDS	13.54	.59	4.36%	7144		12.6	12.8	13.1	13.6	13.9	14.3	14.5	
61. GERMANS/25-40 YRS	13.07	.55	4.21%	2643		12.3	12.4	12.7	13.1	13.5	13.8	14.0	
62. CANADIAN MILIT'64	14.35	.78	5.44%	555		13.0	13.4	13.8	14.3	15.0	15.4	15.6	
77. FRENCH YOUNG MEN	13.94	.56	4.02%	2000	(13.0)			(13.6)		(14.3)			
80. JAPANESE AIRFORCE	13.28	.68	5.12%	1176		12.2	12.4	12.8	13.3	13.7	14.1	14.3	
81. JAPAN AF PILOTS	13.30	.69	5.19%	210		12.2	12.4	12.9	13.3	13.8	14.1	14.3	
82. JAPAN AF NAVIG	13.35	.67	5.02%	538		12.2	12.5	12.9	13.3	13.8	14.2	14.4	
86. R.O.K.A.F. PILOTS	15.23	.84	5.52%	264		14.0	14.2	14.8	15.2	15.8	16.2	16.5	
706. SCROTAL TO ANTERIOR MIDSHOULDER LENGTH.....													
25. USAF FLY PRSNL'67	30.45	1.47	4.83%	2420	27.3	28.1	28.6	29.4	30.4	31.4	32.4	33.0	34.2
26. STUDENT PLT '67	30.11	1.31	4.35%	505	27.4	28.0	28.4	29.2	30.1	31.0	31.8	32.4	33.4
27. RATED PILOTS'67	30.57	1.48	4.84%	1187	27.2	28.2	28.7	29.6	30.5	31.6	32.5	33.1	34.2
28. SDT NAVIGAT '67	30.52	1.54	5.05%	188		28.2	28.7	29.5	30.4	31.4	32.5	33.4	
29. RTD NAVIGAT '67	30.50	1.51	4.95%	505	27.3	28.1	28.6	29.4	30.4	31.5	32.5	33.1	34.2
707. SCROTAL TO ANTERIOR MIDSHOULDER LENGTH, SITTING.....													
25. USAF FLY PRSNL'67	28.48	1.29	4.53%	2420	25.5	26.4	26.9	27.6	28.5	29.3	30.2	30.7	31.6
26. STUDENT PLT '67	28.33	1.24	4.38%	505	25.8	26.4	26.8	27.5	28.3	29.1	30.0	30.5	31.5
27. RATED PILOTS'67	28.52	1.27	4.45%	1187	25.4	26.4	26.9	27.7	28.5	29.4	30.2	30.6	31.4
28. SDT NAVIGAT '67	28.58	1.37	4.79%	188		26.4	26.9	27.7	28.5	29.4	30.4	31.0	
29. RTD NAVIGAT '67	28.54	1.36	4.77%	505	25.5	26.4	26.8	27.6	28.5	29.4	30.3	30.9	31.8
709. SCROTAL TO ANTERIOR SCYE-LEVEL LENGTH.....													
25. USAF FLY PRSNL'67	21.18	1.23	5.81%	2420	18.6	19.3	19.6	20.3	21.1	22.0	22.8	23.3	24.3
26. STUDENT PLT '67	20.92	1.11	5.31%	505	18.6	19.1	19.5	20.1	20.9	21.6	22.3	22.8	23.7
27. RATED PILOTS'67	21.28	1.26	5.92%	1187	18.5	19.3	19.7	20.4	21.2	22.1	22.9	23.5	24.4
28. SDT NAVIGAT '67	21.27	1.25	5.88%	188		19.4	19.8	20.4	21.2	22.0	22.9	23.6	
29. RTD NAVIGAT '67	21.17	1.27	6.00%	505	18.7	19.2	19.6	20.3	21.1	22.0	22.9	23.4	24.3
710. SCROTAL TO ANTERIOR SCYE-LEVEL LENGTH, SITTING.....													
25. USAF FLY PRSNL'67	19.08	1.16	6.08%	2420	16.6	17.2	17.6	18.3	19.1	19.9	20.6	21.1	21.9
26. STUDENT PLT '67	19.01	1.13	5.94%	505	16.7	17.3	17.6	18.2	19.0	19.8	20.5	20.9	21.8
27. RATED PILOTS'67	19.09	1.15	6.02%	1187	16.5	17.2	17.6	18.3	19.1	19.9	20.6	21.0	21.7
28. SDT NAVIGAT '67	19.25	1.21	6.28%	188		17.3	17.8	18.5	19.2	20.0	20.8	21.4	

METRIC VALUES	MEAN	STD DEV	COEF OF V	-V-	1ST	5TH	10TH	25TH	50TH	75TH	90TH	95TH	99TH
-- -- -- -- -- PERCENTILES -- -- -- -- --													
710. SCROTALE TO ANTERIOR SCYE-LEVEL LENGTH, SITTING-CONTINUED													
29. RTD NAVIGAT '67	48.46	3.09	6.38%	505	41.9	43.6	44.6	46.3	48.3	50.5	52.6	53.9	56.1
711. SCROTALE TO ANTERIOR WAIST-LEVEL LENGTH.....													
25. USAF FLY PRSNL '67	28.42	2.05	7.21%	2420	24.0	25.2	25.9	27.0	28.3	29.7	31.1	32.0	33.6
26. STUDENT PLT '67	28.04	1.89	6.74%	505	23.8	25.0	25.7	26.8	28.0	29.3	30.5	31.4	33.0
27. RATED PILOTS '67	28.62	2.11	7.37%	1187	24.1	25.3	26.0	27.2	28.5	30.0	31.4	32.2	33.9
28. SOT NAVIGAT '67	28.35	1.95	6.88%	188	25.4	26.1	27.0	28.2	29.6	31.0	31.9	31.9	33.6
29. RTD NAVIGAT '67	28.36	2.06	7.26%	505	24.0	25.1	25.8	26.9	28.3	29.7	31.0	31.9	33.6
712. SCROTALE TO ANTERIOR WAIST-LEVEL LENGTH, SITTING.....													
25. USAF FLY PRSNL '67	25.43	1.69	6.65%	2420	21.6	22.7	23.3	24.3	25.4	26.6	27.6	29.3	29.4
26. STUDENT PLT '67	25.38	1.62	6.38%	505	21.7	22.7	23.3	24.3	25.3	26.5	27.5	28.1	29.3
27. RATED PILOTS '67	25.39	1.70	6.70%	1187	21.5	22.8	23.3	24.2	25.3	26.5	27.7	28.3	29.2
28. SOT NAVIGAT '67	25.90	1.67	6.45%	188	23.1	23.8	24.8	25.9	27.0	28.0	28.6	28.6	29.9
29. RTD NAVIGAT '67	25.43	1.74	6.84%	505	21.8	22.6	23.2	24.2	25.4	26.6	27.7	28.4	29.9
714. SCROTALE TO CERVICALE LENGTH.....													
25. USAF FLY PRSNL '67	82.63	3.96	4.79%	2420	73.6	76.1	77.5	79.9	82.6	85.3	87.8	89.3	92.0
26. STUDENT PLT '67	81.57	3.77	4.62%	505	72.5	75.3	76.7	79.0	81.6	84.2	86.5	87.8	90.1
27. RATED PILOTS '67	82.86	3.97	4.79%	1187	73.8	76.3	77.7	80.1	82.8	85.6	88.0	89.5	92.3
28. SOT NAVIGAT '67	82.99	3.82	4.60%	188	76.9	78.2	80.3	82.8	85.6	88.2	89.6	89.6	93.2
29. RTD NAVIGAT '67	83.05	4.04	4.86%	505	74.4	76.5	77.8	80.2	83.0	85.8	88.3	89.9	93.2
715. SCROTALE TO CERVICALE LENGTH, SITTING.....													
25. USAF FLY PRSNL '67	84.45	3.97	4.70%	2420	75.4	77.9	79.3	81.7	84.4	87.1	89.5	91.0	93.9
26. STUDENT PLT '67	83.45	3.86	4.62%	505	74.7	77.0	78.3	80.7	83.5	86.2	88.6	89.8	91.9
27. RATED PILOTS '67	84.89	3.95	4.65%	1187	76.0	78.4	79.8	82.2	84.9	87.6	90.0	91.5	94.4
28. SOT NAVIGAT '67	83.98	4.00	4.76%	188	77.3	78.6	81.2	84.0	86.6	89.0	90.6	90.6	94.8
29. RTD NAVIGAT '67	84.65	3.95	4.67%	505	75.1	78.1	79.6	82.1	84.6	87.2	89.7	91.3	94.8
717. SCROTALE TO MIDSHOULDER LENGTH MEASURED OVER BUTTOCK.....													
25. USAF FLY PRSNL '67	91.45	4.15	4.54%	2420	82.4	84.7	86.1	88.5	91.3	94.2	96.8	98.4	101.5
26. STUDENT PLT '67	90.75	4.00	4.41%	505	81.4	84.1	85.6	88.0	90.7	93.4	95.9	97.4	100.1
27. RATED PILOTS '67	91.66	4.13	4.51%	1187	82.6	84.9	86.3	88.8	91.6	94.4	97.0	98.5	101.6
28. SOT NAVIGAT '67	91.56	4.21	4.60%	188	84.9	86.5	88.8	91.4	94.4	97.2	98.8	98.8	102.4
29. RTD NAVIGAT '67	91.66	4.31	4.70%	505	82.7	84.9	86.2	88.5	91.5	94.6	97.5	99.2	102.4
718. SCROTALE TO MIDSHOULDER LENGTH MEASURED OVER BUTTOCK, SITTING.....													
25. USAF FLY PRSNL '67	89.26	4.11	4.60%	2420	80.1	82.5	84.0	86.4	89.2	92.0	94.5	95.1	98.9
26. STUDENT PLT '67	88.61	4.12	4.65%	505	79.2	81.8	83.2	85.7	88.6	91.5	94.0	95.4	97.3
27. RATED PILOTS '67	89.66	4.06	4.53%	1187	80.6	83.1	84.5	86.9	89.6	92.3	94.8	96.4	99.5
28. SOT NAVIGAT '67	88.68	4.14	4.66%	188	82.3	83.7	86.1	88.7	91.5	94.2	96.0	96.0	99.5

ENGLISH VALUES		MEAN	STD DEV	COEF OF V	-N-	1ST	5TH	10TH	25TH	50TH	75TH	90TH	95TH	99TH
-- -- -- -- -- PERCENTILES -- -- -- -- --														
710. SCROTAL TO ANTERIOR SCYE-LEVEL LENGTH, SITTING-CONTINUED														
29. RTD NAVIGAT '67	19.08	1.22	6.39%	505	16.5	17.2	17.6	18.2	19.0	19.9	20.7	21.2	22.1	
711. SCROTAL TO ANTERIOR WAIST-LEVEL LENGTH.....														
25. USAF FLY PRSNL '67	11.19	.81	7.24%	2420	9.4	9.9	10.2	10.6	11.1	11.7	12.2	12.6	13.2	
26. STUDENT PLT '67	11.04	.74	6.70%	505	9.4	9.9	10.1	10.5	11.0	11.5	12.0	12.3	13.0	
27. RATED PILOTS '67	11.27	.83	7.36%	1187	9.5	10.0	10.2	10.7	11.2	11.8	12.4	12.7	13.3	
28. SOT NAVIGAT '67	11.16	.77	6.90%	188		10.0	10.3	10.7	11.1	11.6	12.2	12.6		
29. RTD NAVIGAT '67	11.17	.81	7.25%	505	9.4	9.9	10.2	10.6	11.1	11.7	12.2	12.6	13.2	
712. SCROTAL TO ANTERIOR WAIST-LEVEL LENGTH, SITTING.....														
25. USAF FLY PRSNL '67	10.01	.67	6.69%	2420	8.5	8.9	9.2	9.5	10.0	10.5	10.9	11.1	11.6	
26. STUDENT PLT '67	9.99	.64	6.41%	505	8.5	9.0	9.2	9.6	10.0	10.4	10.8	11.1	11.5	
27. RATED PILOTS '67	10.00	.67	6.70%	1187	8.5	9.0	9.2	9.5	10.0	10.4	10.9	11.2	11.5	
28. SOT NAVIGAT '67	10.20	.66	6.47%	188		9.1	9.4	9.8	10.2	10.6	11.0	11.3		
29. RTD NAVIGAT '67	10.01	.69	6.89%	505	8.6	8.9	9.1	9.5	10.0	10.5	10.9	11.2	11.8	
714. SCROTAL TO CERVICAL LENGTH.....														
25. USAF FLY PRSNL '67	32.53	1.56	4.80%	2420	29.0	30.0	30.5	31.5	32.5	33.6	34.6	35.1	36.2	
26. STUDENT PLT '67	32.12	1.48	4.61%	505	28.6	29.6	30.2	31.1	32.1	33.1	34.0	34.6	35.5	
27. RATED PILOTS '67	32.62	1.56	4.76%	1187	29.1	30.0	30.6	31.5	32.6	33.7	34.6	35.2	36.3	
28. SOT NAVIGAT '67	32.67	1.50	4.59%	188		30.3	30.8	31.6	32.6	33.7	34.7	35.3		
29. RTD NAVIGAT '67	32.70	1.59	4.86%	505	29.3	30.1	30.6	31.6	32.7	33.8	34.8	35.4	36.7	
715. SCROTAL TO CERVICAL LENGTH, SITTING.....														
25. USAF FLY PRSNL '67	33.25	1.56	4.69%	2420	29.7	30.7	31.2	32.2	33.2	34.3	35.3	35.8	37.0	
26. STUDENT PLT '67	32.66	1.52	4.63%	505	29.4	30.3	30.8	31.8	32.9	34.0	34.9	35.4	36.2	
27. RATED PILOTS '67	33.42	1.55	4.64%	1187	29.9	30.9	31.4	32.3	33.4	34.5	35.4	36.0	37.2	
28. SOT NAVIGAT '67	33.06	1.57	4.75%	188		30.4	31.0	32.0	33.1	34.1	35.0	35.7		
29. RTD NAVIGAT '67	33.33	1.55	4.65%	505	29.6	30.8	31.3	32.3	33.3	34.3	35.3	35.9	37.3	
717. SCROTAL TO MIDSHOULDER LENGTH MEASURED OVER BUTTOCK.....														
25. USAF FLY PRSNL '67	36.00	1.64	4.56%	2420	32.4	33.4	33.9	34.9	36.0	37.1	38.1	38.8	40.0	
26. STUDENT PLT '67	35.73	1.57	4.39%	505	32.0	33.1	33.7	34.6	35.7	36.8	37.8	38.3	39.4	
27. RATED PILOTS '67	36.09	1.62	4.49%	1187	32.5	33.4	34.0	34.9	36.1	37.2	38.2	38.9	40.0	
28. SOT NAVIGAT '67	36.05	1.66	4.60%	188		33.4	34.1	35.0	36.0	37.2	38.3	38.9		
29. RTD NAVIGAT '67	36.09	1.70	4.71%	505	32.6	33.4	33.9	34.9	36.0	37.2	38.4	39.1	40.3	
718. SCROTAL TO MIDSHOULDER LENGTH MEASURED OVER BUTTOCK, SITTING.....														
25. USAF FLY PRSNL '67	35.14	1.62	4.61%	2420	31.5	32.5	33.1	34.0	35.1	36.2	37.2	37.8	39.0	
26. STUDENT PLT '67	34.89	1.62	4.64%	505	31.2	32.2	32.8	33.7	34.9	36.0	37.0	37.6	38.3	
27. RATED PILOTS '67	35.30	1.60	4.53%	1187	31.8	32.7	33.3	34.2	35.3	36.3	37.3	38.0	39.2	
28. SOT NAVIGAT '67	34.99	1.63	4.66%	188		32.4	33.0	33.9	34.9	36.0	37.1	37.8		

METRIC VALUES	MEAN	STD DEV	COEF OF V	1ST	5TH	10TH	25TH	50TH	75TH	90TH	95TH	99TH
-- -- -- -- -- PERCENTILES -- -- -- -- --												
718. SCROTAL TO MIDSHOULDER LENGTH MEASURED OVER BUTTOCK, SITTING-CONTINUED												
29. RTD NAVIGAT '67	89.21	4.12	4.62%	505	80.2	82.4	83.8	86.3	89.2	92.1	94.6	95.1 99.1
719. SCROTAL TO MIDSHOULDER LENGTH MEASURED POSTERIORLY.....												
25. USAF FLY PRSNL '67	85.33	4.06	4.76%	2420	76.5	78.8	80.1	82.5	85.3	88.1	90.6	92.2 95.0
26. STUDENT PLT '67	84.59	3.89	4.60%	505	75.9	78.1	79.5	82.0	84.7	87.2	89.4	90.9 94.0
27. RATED PILOTS '67	85.58	4.08	4.77%	1187	76.7	79.0	80.3	82.7	85.5	88.4	91.0	92.4 94.9
28. SDT NAVIGAT '67	85.48	4.03	4.71%	188	79.0	80.3	82.7	85.5	88.2	90.7	92.2	92.2 95.9
29. RTD NAVIGAT '67	85.51	4.15	4.85%	505	76.6	78.9	80.2	82.6	85.4	88.2	90.9	92.6 95.9
720. SCROTAL TO MIDSHOULDER LENGTH MEASURED POSTERIORLY, SITTING.....												
25. USAF FLY PRSNL '67	87.39	4.19	4.80%	2420	77.9	80.4	81.9	84.4	87.3	90.1	92.7	94.3 97.5
26. STUDENT PLT '67	86.48	4.12	4.76%	505	77.0	79.6	81.1	83.6	86.5	89.4	92.0	93.3 95.5
27. RATED PILOTS '67	87.77	4.14	4.72%	1187	78.6	81.0	82.5	84.9	87.7	90.5	93.1	94.8 98.3
28. SDT NAVIGAT '67	86.65	4.26	4.92%	188	79.8	81.1	83.6	86.5	89.5	92.2	94.0	94.0 97.6
29. RTD NAVIGAT '67	87.32	4.20	4.81%	505	78.0	80.5	82.0	84.5	87.3	90.1	92.7	94.3 97.6
722. SCROTAL TO POSTERIOR SCYE-LEVEL LENGTH.....												
25. USAF FLY PRSNL '67	62.10	3.56	5.73%	2420	53.8	56.3	57.0	59.7	62.1	64.6	66.8	68.1 70.6
26. STUDENT PLT '67	61.73	3.47	5.62%	505	53.5	55.9	57.2	59.4	61.8	64.1	66.2	67.4 69.8
27. RATED PILOTS '67	62.25	3.54	5.69%	1187	53.9	56.4	57.7	59.8	62.2	64.6	66.8	68.2 70.7
28. SDT NAVIGAT '67	62.31	3.49	5.60%	188	56.6	57.9	60.0	62.3	64.7	66.9	68.1	68.1 71.1
29. RTD NAVIGAT '67	62.38	3.70	5.93%	505	53.7	56.4	57.7	59.9	62.3	64.8	67.2	68.6 71.1
723. SCROTAL TO POSTERIOR SCYE-LEVEL LENGTH, SITTING.....												
25. USAF FLY PRSNL '67	64.57	3.59	5.56%	2420	56.4	58.7	59.9	62.1	64.5	66.9	69.2	70.6 73.3
26. STUDENT PLT '67	64.18	3.52	5.48%	505	55.6	58.5	59.8	61.7	64.0	66.5	68.8	70.2 72.1
27. RATED PILOTS '67	64.86	3.59	5.53%	1187	56.6	59.0	60.3	62.4	64.8	67.2	69.5	71.0 73.9
28. SDT NAVIGAT '67	63.89	3.61	5.65%	188	57.9	59.1	61.3	63.9	66.4	68.6	69.9	69.9 73.4
29. RTD NAVIGAT '67	64.59	3.61	5.59%	505	56.2	58.6	59.9	62.2	64.6	66.9	69.1	70.4 73.4
724. SCROTAL TO POSTERIOR WAIST-LEVEL LENGTH.....												
25. USAF FLY PRSNL '67	35.34	2.92	8.26%	2420	28.8	30.6	31.6	33.3	35.3	37.2	39.1	40.3 42.6
26. STUDENT PLT '67	34.86	2.89	8.29%	505	28.7	30.0	31.0	32.9	34.9	36.8	38.5	39.5 41.5
27. RATED PILOTS '67	35.47	2.90	8.18%	1187	28.8	30.8	31.8	33.5	35.4	37.4	39.3	40.5 42.8
28. SDT NAVIGAT '67	35.42	2.72	7.68%	188	30.8	31.8	33.5	35.4	37.4	39.1	40.0	40.0 43.0
29. RTD NAVIGAT '67	35.49	3.00	8.45%	505	29.1	30.9	31.8	33.4	35.3	37.5	39.6	40.8 43.0
725. SCROTAL TO POSTERIOR WAIST-LEVEL LENGTH, SITTING.....												
25. USAF FLY PRSNL '67	36.55	3.12	8.54%	2420	29.2	31.4	32.6	34.5	36.5	38.6	40.5	41.7 43.9
26. STUDENT PLT '67	35.97	3.18	8.84%	505	28.3	30.7	31.9	33.8	36.0	38.1	40.0	41.2 43.3
27. RATED PILOTS '67	36.96	3.03	8.20%	1187	30.3	32.2	33.2	34.9	36.9	39.0	40.9	42.0 44.2
28. SDT NAVIGAT '67	35.60	2.86	8.03%	188	30.7	31.8	33.6	35.7	37.7	39.4	40.2	40.2 43.0

ENGLISH VALUES	STJ DEV	COEF OF V	1ST	5TH	10TH	25TH	50TH	75TH	90TH	95TH	99TH
718. SCROTAL TO MIDSHOULDER LENGTH MEASURED OVER BUTTOCK, SITTING-CONTINUED											
29. RTD NAVIGAT '67	35.12	1.62	4.61% 505	31.6	32.4	33.0	34.0	35.1	36.3	37.3	37.9 39.0
719. SCROTAL TO MIDSHOULDER LENGTH MEASURED POSTERIORLY.....											
25. USAF FLY PRSNL '67	33.60	1.60	4.76% 2420	30.1	31.0	31.6	32.5	33.6	34.7	35.7	36.3 37.4
26. STUDENT PLT '67	33.30	1.53	4.59% 505	29.9	30.8	31.3	32.3	33.3	34.3	35.2	35.8 37.0
27. RATED PILOTS '67	33.69	1.60	4.75% 1187	30.2	31.1	31.6	32.6	33.7	34.8	35.8	36.4 37.4
28. SDT NAVIGAT '67	33.65	1.59	4.73% 188		31.1	31.6	32.6	33.6	34.7	35.7	36.3 37.4
29. RTD NAVIGAT '67	33.66	1.63	4.84% 505	30.2	31.1	31.6	32.5	33.6	34.7	35.8	36.5 37.8
720. SCROTAL TO MIDSHOULDER LENGTH MEASURED POSTERIORLY, SITTING.....											
25. USAF FLY PRSNL '67	34.37	1.65	4.80% 2420	30.7	31.7	32.2	33.2	34.4	35.5	36.5	37.1 38.4
26. STUDENT PLT '67	34.05	1.62	4.76% 505	30.3	31.4	31.9	32.9	34.1	35.2	36.2	36.7 37.6
27. RATED PILOTS '67	34.55	1.63	4.72% 1187	31.0	31.9	32.5	33.4	34.5	35.6	36.7	37.3 38.7
28. SDT NAVIGAT '67	34.12	1.68	4.92% 188		31.4	31.9	32.9	34.1	35.2	36.3	37.0 38.4
29. RTD NAVIGAT '67	34.38	1.65	4.80% 505	30.7	31.7	32.3	33.3	34.4	35.5	36.5	37.1 38.4
722. SCROTAL TO POSTERIOR SCYE-LEVEL LENGTH.....											
25. USAF FLY PRSNL '67	24.47	1.40	5.72% 2420	21.2	22.2	22.7	23.5	24.5	25.4	26.3	26.8 27.8
26. STUDENT PLT '67	24.30	1.37	5.64% 505	21.1	22.0	22.5	23.4	24.3	25.2	26.1	26.5 27.5
27. RATED PILOTS '67	24.51	1.39	5.67% 1187	21.2	22.2	22.7	23.6	24.5	25.5	26.3	26.8 27.8
28. SDT NAVIGAT '67	24.53	1.37	5.58% 188		22.3	22.8	23.6	24.5	25.5	26.3	26.8 28.0
29. RTD NAVIGAT '67	24.56	1.46	5.94% 505	21.1	22.2	22.7	23.6	24.5	25.5	26.4	27.0 28.0
723. SCROTAL TO POSTERIOR SCYE-LEVEL LENGTH, SITTING.....											
25. USAF FLY PRSNL '67	25.42	1.41	5.55% 2420	22.2	23.1	23.6	24.4	25.4	26.4	27.2	27.8 28.9
26. STUDENT PLT '67	25.27	1.39	5.50% 505	21.9	23.1	23.5	24.3	25.2	26.2	27.1	27.6 28.4
27. RATED PILOTS '67	25.53	1.41	5.52% 1187	22.3	23.2	23.7	24.6	25.5	26.5	27.4	27.9 29.1
28. SDT NAVIGAT '67	25.15	1.42	5.65% 188		22.8	23.3	24.1	25.1	26.1	27.0	27.5 28.9
29. RTD NAVIGAT '67	25.43	1.42	5.58% 505	22.1	23.1	23.6	24.5	25.4	26.4	27.2	27.7 28.9
724. SCROTAL TO POSTERIOR WAIST-LEVEL LENGTH.....											
25. USAF FLY PRSNL '67	13.91	1.15	8.27% 2420	11.3	12.0	12.4	13.1	13.9	14.7	15.4	15.9 16.8
26. STUDENT PLT '67	13.72	1.14	8.31% 505	11.3	11.8	12.2	12.9	13.8	14.5	15.2	15.5 16.4
27. RATED PILOTS '67	13.96	1.14	8.17% 1187	11.3	12.1	12.5	13.2	13.9	14.7	15.5	15.9 16.8
28. SDT NAVIGAT '67	13.94	1.07	7.68% 188		12.1	12.5	13.2	13.9	14.7	15.4	15.7 16.9
29. RTD NAVIGAT '67	13.97	1.18	8.45% 505	11.5	12.2	12.5	13.1	13.9	14.8	15.6	15.1 16.9
725. SCROTAL TO POSTERIOR WAIST-LEVEL LENGTH, SITTING.....											
25. USAF FLY PRSNL '67	14.39	1.23	8.55% 2420	11.5	12.4	12.8	13.6	14.4	15.2	16.0	16.4 17.3
26. STUDENT PLT '67	14.15	1.25	8.83% 505	11.1	12.1	12.5	13.3	14.2	15.0	15.8	16.2 17.0
27. RATED PILOTS '67	14.55	1.19	8.18% 1187	11.9	12.7	13.1	13.7	14.5	15.3	16.1	15.6 17.4
28. SDT NAVIGAT '67	14.02	1.13	8.06% 188		12.1	12.5	13.2	14.1	14.8	15.5	15.8 16.9

METRIC VALUES	MEAN	STD DEV	COEF OF V	-V-	1ST	5TH	10TH	25TH	50TH	75TH	90TH	95TH	99TH
-- -- -- -- -- PERCENTILES -- -- -- -- --													
725. SCROTAL TO POSTERIOR WAIST-LEVEL LENGTH, SITTING-CONTINUED													
29. RTD NAVIGAT '67	36.51	3.18	8.71%	505	29.2	31.3	32.4	34.4	36.5	38.6	40.5	41.7	44.1
727. SCROTAL TO SUPRASTERNAL LENGTH.....													
25. USAF FLY PRSNL '67	68.83	3.41	4.95%	2420	61.7	63.5	64.5	66.4	68.7	71.1	73.3	74.7	77.2
26. STUDENT PLT '67	67.80	3.00	4.42%	505	61.6	63.0	63.9	65.6	67.7	69.8	71.8	73.0	75.1
27. RATED PILOTS '67	69.20	3.47	5.01%	1187	61.9	63.8	64.9	66.8	69.1	71.5	73.8	75.2	77.6
28. SOT NAVIGAT '67	68.86	3.41	4.95%	188	63.6	64.7	66.6	68.6	70.8	73.1	74.8		
29. RTD NAVIGAT '67	68.98	3.50	5.07%	505	61.6	63.4	64.5	66.5	68.9	71.3	73.5	74.7	77.1
728. SCROTAL TO SUPRASTERNAL LENGTH, SITTING.....													
25. USAF FLY PRSNL '67	63.56	3.00	4.72%	2420	56.9	58.8	59.8	61.5	63.5	65.6	67.5	68.6	70.7
26. STUDENT PLT '67	63.06	2.83	4.49%	505	57.3	58.6	59.5	61.1	63.0	64.9	66.7	67.9	70.2
27. RATED PILOTS '67	63.69	2.97	4.66%	1187	56.8	58.9	59.9	61.7	63.7	65.7	67.5	69.7	70.8
28. SOT NAVIGAT '67	63.63	3.09	4.84%	198	59.1	60.3	61.8	63.6	65.7	67.9	69.2		
29. RTD NAVIGAT '67	63.69	3.14	4.93%	505	57.0	58.7	59.7	61.5	63.6	65.8	67.8	68.9	71.1
730. SCROTAL TO WAIST-LEVEL LENGTH MEASURED OVER BUTTOCK.....													
25. USAF FLY PRSNL '67	42.61	3.01	7.06%	2420	35.8	37.8	38.8	40.5	42.5	44.6	46.5	47.7	50.2
26. STUDENT PLT '67	42.14	2.93	6.95%	505	36.0	37.1	38.2	40.2	42.3	44.0	45.5	46.7	50.2
27. RATED PILOTS '67	42.71	3.00	7.02%	1187	35.9	38.0	39.0	40.7	42.6	44.6	46.6	47.9	50.1
28. SOT NAVIGAT '67	42.85	2.95	6.88%	188	39.2	39.3	40.9	42.7	44.8	46.9	48.1		
29. RTD NAVIGAT '67	42.76	3.12	7.30%	505	35.9	37.9	38.9	40.5	42.6	44.8	46.9	48.1	50.2
731. SCROTAL TO WAIST-LEVEL LENGTH MEASURED OVER BUTTOCK, SITTING.....													
25. USAF FLY PRSNL '67	39.52	2.92	7.39%	2420	32.9	34.8	35.8	37.5	39.5	41.5	43.3	44.4	46.4
26. STUDENT PLT '67	39.07	3.08	7.88%	505	30.9	34.0	35.2	37.1	39.0	41.0	43.0	44.2	46.2
27. RATED PILOTS '67	39.81	2.85	7.16%	1187	33.7	35.2	36.2	37.8	39.7	41.7	43.5	44.6	46.5
28. SOT NAVIGAT '67	39.14	2.78	7.10%	198	34.5	35.5	37.2	39.1	41.1	42.8	43.8		
29. RTD NAVIGAT '67	39.45	2.94	7.45%	505	33.1	34.7	35.7	37.5	39.4	41.4	43.1	44.3	46.8
735. SCYE CIRCUMFERENCE.....													
2. US WOMEN-D/A 1940	40.89	3.94	9.64%	***	(34.4)	(34.4)	(34.4)	(38.2)	(38.2)	(43.5)	(43.5)	(47.4)	
5. WAC SEPARATEE 1946	38.04	3.12	8.20%	7553	31.5	33.3	34.2	35.9	37.8	40.0	42.1	43.5	46.6
6. WAF BASIC TR 1952	36.65	3.03	8.27%	851	32.4	33.3	35.0	36.7	38.6	40.4	41.6		
7. AIR FORCE WMN '68	37.10	2.29	6.17%	1905	32.3	33.6	34.3	35.5	36.9	38.5	40.1	41.1	43.1
8. WAF-NURSE WAFCS	37.77	2.43	6.43%	548	32.9	34.1	34.8	36.1	37.6	39.3	40.9	41.9	43.7
9. ENLISTED WAFS/W	36.88	2.15	5.83%	1216	32.1	33.5	34.2	35.4	36.8	38.3	39.7	40.7	42.4
10. ENLISTED WAFS/W	36.39	2.26	6.21%	131	33.2	33.8	34.8	36.1	37.6	39.2	40.5		
17. USAF BASIC TR '52	42.66	3.68	8.63%	3325	37.5	38.6	40.4	42.6	44.8	47.2	47.9		
18. USAF FLY PRSNL '50	45.93	3.37	7.34%	4030	39.0	40.8	41.8	43.6	45.7	48.0	50.4	51.9	54.9
19. USAF SURVEY 1965	42.68	2.66	6.23%	3859	37.1	38.5	39.3	40.8	42.6	44.4	46.2	47.2	49.3
20. OFFICERS---1965	44.50	2.33	5.24%	549	38.9	40.6	41.6	43.0	44.5	46.0	47.3	48.3	50.5

ENGLISH VALUES	MEAN	STD DEV	COEF OF V	-N-	PERCENTILES									
	1ST	5TH	10TH	25TH	50TH	75TH	90TH	95TH	99TH					
725. SCROTAL TO POSTERIOR WAIST-LEVEL LENGTH, SITTING-CONTINUED														
29. RTD NAVIGAT '67	14.37	1.25	8.70%	505	11.5	12.3	12.8	13.5	14.4	15.2	15.9	15.4	17.4	
727. SCROTAL TO SUPRASTERNAL LENGTH.....														
25. USAF FLY PRSNL '67	27.10	1.34	4.94%	2420	24.3	25.0	25.4	26.1	27.0	28.0	28.9	29.4	30.4	
26. STUDENT PLT '67	26.69	1.18	4.42%	505	24.2	24.8	25.2	25.8	26.7	27.5	28.3	28.7	29.6	
27. RATED PILOTS '67	27.24	1.37	5.03%	1187	24.4	25.1	25.5	26.3	27.2	28.2	29.1	29.6	30.6	
28. SOT NAVIGAT '67	27.11	1.34	4.94%	188	25.0	25.0	25.5	26.2	27.0	27.9	28.8	29.5	30.4	
29. RTD NAVIGAT '67	27.16	1.38	5.08%	505	24.2	25.0	25.4	26.2	27.1	28.1	28.9	29.4	30.4	
728. SCROTAL TO SUPRASTERNAL LENGTH, SITTING.....														
25. USAF FLY PRSNL '67	25.03	1.18	4.71%	2420	22.4	23.2	23.5	24.2	25.0	25.8	26.6	27.0	27.8	
26. STUDENT PLT '67	24.83	1.11	4.47%	505	22.6	23.1	23.4	24.1	24.8	25.6	26.3	26.7	27.7	
27. RATED PILOTS '67	25.08	1.17	4.67%	1187	22.3	23.2	23.6	24.3	25.1	25.9	26.6	27.0	27.9	
28. SOT NAVIGAT '67	25.13	1.22	4.85%	188	23.3	23.3	23.7	24.4	25.1	25.9	26.7	27.3	28.0	
29. RTD NAVIGAT '67	25.07	1.24	4.95%	505	22.5	23.1	23.5	24.2	25.0	25.9	26.7	27.1	28.0	
730. SCROTAL TO WAIST-LEVEL LENGTH MEASURED OVER BUTTOCK.....														
25. USAF FLY PRSNL '67	16.78	1.19	7.09%	2420	14.1	14.9	15.3	16.0	16.7	17.5	18.3	18.8	19.7	
26. STUDENT PLT '67	16.59	1.15	6.93%	505	14.2	14.6	15.0	15.8	16.6	17.3	17.9	18.4	19.8	
27. RATED PILOTS '67	16.82	1.18	7.02%	1187	14.1	15.0	15.4	16.0	16.8	17.6	18.4	18.9	19.7	
28. SOT NAVIGAT '67	16.87	1.16	6.88%	188	15.0	15.0	15.5	16.1	16.8	17.6	18.5	18.9	19.8	
29. RTD NAVIGAT '67	16.83	1.23	7.31%	505	14.1	14.9	15.3	16.0	16.8	17.6	18.5	19.0	19.8	
731. SCROTAL TO WAIST-LEVEL LENGTH MEASURED OVER BUTTOCK, SITTING.....														
25. USAF FLY PRSNL '67	15.56	1.15	7.39%	2420	13.0	13.7	14.1	14.8	15.5	16.3	17.0	17.5	18.3	
26. STUDENT PLT '67	15.38	1.21	7.87%	505	12.2	13.4	13.9	14.6	15.4	16.2	16.9	17.4	18.2	
27. RATED PILOTS '67	15.67	1.12	7.15%	1187	13.3	13.9	14.2	14.9	15.7	16.4	17.1	17.6	18.3	
28. SOT NAVIGAT '67	15.41	1.09	7.07%	188	13.6	14.0	14.6	15.4	16.2	16.8	17.2	17.4	18.4	
29. RTD NAVIGAT '67	15.54	1.16	7.46%	505	13.0	13.7	14.1	14.8	15.5	16.3	17.0	17.4	18.4	
735. SCYE CIRCUMFERENCE.....														
2. US WOMEN-D/A 1940	16.10	1.55	9.63%	****	(13.6)									
5. WAC SEPARATEE 1946	14.98	1.23	8.21%	7553	12.4	13.1	13.5	14.1	14.9	15.7	16.6	17.1	18.3	
6. WAF BASIC TR 1952	14.43	1.19	8.25%	851	11.6	12.8	13.1	13.8	14.5	15.2	15.9	16.4	17.3	
7. AIR FORCE W/M '68	14.61	.90	6.16%	1905	12.7	13.2	13.5	14.0	14.5	15.2	15.8	16.2	17.0	
8. WAF-NURSE OFCRS	14.87	.96	6.46%	548	13.0	13.4	13.7	14.2	14.8	15.5	16.1	16.5	17.2	
9. ENLISTED WAFS/W	14.52	.85	5.85%	1216	12.6	13.2	13.5	13.9	14.5	15.1	15.6	16.0	16.7	
10. ENLISTED WAFS/W	14.33	.89	6.21%	131	13.1	13.1	13.3	13.7	14.2	14.8	15.5	15.9	16.7	
17. USAF BASIC TR '52	16.80	1.45	8.63%	3325	13.3	14.8	15.2	15.9	16.8	17.6	18.6	18.9	20.3	
18. USAF FLY PRSNL '51	18.08	1.33	7.36%	4000	15.4	16.1	16.5	17.2	18.0	18.9	19.8	20.4	21.6	
19. USAF SURVEY 1965	16.80	1.05	6.25%	3859	14.6	15.2	15.5	16.1	16.8	17.5	18.2	18.6	19.4	
20. OFFICERS---1965	17.52	.92	5.25%	549	15.3	16.0	16.4	16.9	17.5	18.1	18.6	19.0	19.9	

METRIC VALUES	MEAN	STD DEV	COEF OF V	-V-	1ST	5TH	10TH	25TH	50TH	75TH	90TH	95TH	99TH
735. SCYE CIRCUMFERENCE-CONTINUED													
21. ENLISTED MEN '65	43.49	2.65	6.09%	732	37.6	39.2	40.2	41.7	43.4	45.2	46.9	48.0	50.3
23. BASIC TRAINEE '65	42.03	2.47	5.86%	2527	30.8	38.2	39.0	40.3	41.9	43.6	45.3	46.4	48.5
24. NAVY FLYERS '64	44.93	2.67	5.94%	1529	39.4	40.8	41.7	43.1	44.8	46.6	48.3	49.5	51.8
25. USAF FLY PRSNL '67	48.36	2.79	5.77%	2420	42.0	43.8	44.8	46.5	48.4	50.2	51.9	53.0	55.2
26. STUDENT PLT '67	47.92	2.96	6.16%	505	41.3	43.0	44.1	45.8	47.9	50.0	51.9	52.9	54.8
27. RATED PILOTS '67	48.64	2.72	5.59%	1187	42.4	44.3	45.2	46.8	48.6	50.4	52.2	53.2	55.4
28. SOT NAVIGAT '67	48.11	2.75	5.72%	188	43.3	44.3	44.5	46.4	48.3	49.9	51.3	52.2	55.4
29. RTO NAVIGAT '67	48.27	2.71	5.61%	505	42.4	43.7	44.7	46.4	48.3	50.0	51.7	52.7	55.4
30. ARMY SOLDIERS '66	44.50	3.26	7.32%	6682	37.7	39.6	40.6	42.3	44.3	46.5	48.7	50.3	53.8
31. NAVY ENLISTED '66	43.26	3.21	7.42%	4095	36.4	38.4	39.4	41.1	43.1	45.4	47.6	49.0	51.4
33. MARINE ENLIST '66	44.67	2.94	6.58%	2008	38.8	40.1	41.0	42.7	44.5	46.5	48.4	49.8	53.0
36. ARMY AVIATORS '74	44.00	2.57	5.84%	1482	38.6	39.9	40.7	42.2	43.9	45.7	47.3	48.3	50.5
43. ENGLISH-GIV-WOMEN	39.80	3.26	8.19%	4995	35.2	36.1	36.1	37.5	39.4	41.7	44.2	45.9	50.5
48. NATO SURVEY-60/61	43.44	2.97	6.84%	3325	36.7	38.5	39.6	41.4	43.5	45.4	47.2	48.3	50.5
49. TURKISH MIL '60	41.49	2.79	6.72%	912	35.6	37.0	37.9	39.6	41.4	43.2	45.0	46.2	48.9
50. GREEK MILIT '61	43.40	2.71	6.24%	1571	37.4	39.1	40.0	41.6	43.4	45.3	47.0	48.1	49.9
51. ITALIAN MIL '61	44.70	2.53	5.65%	1342	39.7	40.8	41.6	43.0	44.7	46.4	48.0	49.0	51.2
52. BANTU MINERS	37.71	1.99	5.28%	485	34.4	36.4	38.9	40.2	42.0	43.7	45.7	47.3	49.1
53. FRENCH ARMY	42.13	2.80	6.65%	794	38.1	39.9	40.6	41.9	43.6	44.6	46.1	47.0	49.3
54. FRENCH PILOTS	43.27	2.06	4.76%	65	37.9	39.9	40.6	41.9	43.6	44.6	46.1	47.0	49.3
55. FRENCH STUD PILOT	41.56	2.05	4.93%	101	37.9	39.9	40.6	41.9	43.6	44.6	46.1	47.0	49.3
56. FRENCH NAVY -I	41.12	2.52	6.13%	212	37.0	37.9	38.5	40.0	41.3	43.0	44.7	45.2	47.8
57. FRENCH NAVY -II	43.22	2.57	5.95%	100	39.3	40.2	41.3	43.1	45.1	46.8	48.3	49.9	54.9
59. GERMAN AVIATORS	45.91	3.56	7.75%	1006	37.5	40.4	41.7	43.5	45.7	48.2	50.7	52.2	54.9
68. ROAF PILOTS	46.81	3.65	7.80%	314	41.1	41.9	41.9	44.1	46.2	49.2	51.5	53.3	54.9
69. ROAF NAVIGATORS	46.50	3.40	7.31%	290	41.4	41.9	41.9	43.9	46.4	48.5	50.7	52.8	54.9
75. LATIN AMERICANS	42.30	3.00	7.09%	1985	37.6	38.5	38.5	40.0	41.8	43.8	46.0	47.3	49.9
78. SOUTH AFRICANS	44.15	3.17	7.18%	1442	39.4	39.4	38.5	40.0	41.8	43.8	46.0	47.3	49.9
80. JAPANESE AIRFORCE	41.41	2.32	5.60%	1176	37.8	38.5	38.5	39.8	41.3	42.9	44.4	45.3	47.6
81. JAPAN AF PILOTS	42.66	2.45	5.83%	210	38.3	39.1	39.1	40.4	42.0	43.6	45.2	46.1	48.3
82. JAPAN AF NAVIG	41.42	2.22	5.36%	538	38.0	38.0	38.7	39.9	41.3	42.8	44.3	45.2	47.8
83. JAPANESE PILOTS	42.42	2.29	5.40%	232	38.9	38.9	39.5	40.7	42.2	44.1	45.5	46.3	48.3
86. R.O.K.A.F. PILOTS	42.50	3.12	7.34%	254	37.9	37.9	38.8	40.4	42.2	44.5	46.7	48.1	50.5
90. IRANIAN MILITARY	41.55	3.38	8.13%	9414	36.6	36.6	37.5	39.1	41.0	43.3	45.8	47.6	50.5
739. SELLION TO TOP OF HEAD.....													
19. USAF SURVEY 1965	10.84	.78	7.20%	3859	9.0	9.6	9.9	10.3	10.8	11.4	11.8	12.1	12.7
20. OFFICERS---1965	10.48	.85	8.11%	549	8.8	9.2	9.4	9.9	10.4	11.0	11.6	11.9	12.7
21. ENLISTED MEN '65	10.79	.81	7.51%	732	8.9	9.5	9.8	10.2	10.8	11.3	11.9	12.2	12.6
23. BASIC TRAINEE '65	10.94	.73	6.67%	2527	9.2	9.8	10.0	10.5	10.9	11.4	11.9	12.2	12.7
25. USAF FLY PRSNL '67	10.75	.94	8.74%	2420	8.7	9.2	9.6	10.1	10.7	11.4	12.0	12.3	13.0
26. STUDENT PLT '67	11.06	.93	8.41%	505	8.9	9.6	9.9	10.4	11.0	11.7	12.3	12.7	13.4

ENGLISH VALUES	MEAN	STD DEV	COEF OF V	-V-	1ST	5TH	10TH	25TH	50TH	75TH	90TH	95TH	99TH
735. SCVE CIRCUMFERENCE-CONTINUED													
21. ENLISTED MEN*65	17.12	1.04	0.07%	792	14.8	15.5	15.8	16.4	17.1	17.8	18.5	18.9	19.8
23. BASIC TRAINEES	16.55	.97	5.86%	2527	14.5	15.1	15.4	15.9	16.5	17.2	17.8	18.3	19.1
24. NAVY FLYERS *64	17.69	1.05	5.94%	1529	15.5	16.1	16.4	17.0	17.6	18.4	19.0	19.5	20.4
25. USAF FLY PRSNL*67	19.04	1.10	5.78%	2420	16.5	17.2	17.6	18.3	19.0	19.8	20.4	20.9	21.7
26. STUDENT PLT *67	18.87	1.17	6.20%	505	16.2	16.9	17.3	18.1	18.9	19.7	20.4	20.8	21.6
27. RATED PILOTS*67	19.15	1.07	5.59%	1187	16.7	17.4	17.8	18.4	19.1	19.9	20.5	21.0	21.8
28. SOT NAVIGAT *67	18.94	1.08	5.70%	188	17.1	17.2	17.5	18.3	19.0	19.7	20.2	20.6	
29. RTD NAVIGAT *67	19.00	1.07	5.63%	505	16.7	17.2	17.6	18.3	19.0	19.7	20.3	20.8	21.8
30. ARMY SOLDIERS *66	17.54	1.28	7.30%	6682	14.8	15.6	16.0	16.7	17.4	18.3	19.2	19.8	21.2
31. NAVY ENLISTED *66	17.03	1.26	7.40%	4095	14.3	15.1	15.5	16.2	17.0	17.9	18.8	19.3	20.2
33. MARINE ENLIST *66	17.59	1.16	6.59%	2008	15.3	15.8	16.2	16.8	17.5	18.3	19.1	19.6	20.9
36. ARMY AVIATORS--70	17.32	1.01	5.83%	1482	15.7	16.0	16.2	16.6	17.3	18.0	18.6	19.0	
43. ENGLISH CIV WOMEN	15.67	1.28	8.17%	4935	14.4	15.2	15.6	16.3	17.1	17.9	18.6	19.0	19.9
48. NATO SURVEY-60/61	17.10	1.17	6.84%	3325	14.0	14.6	14.9	15.6	16.3	17.0	17.7	18.2	19.3
49. TURKISH MIL.*60	16.33	1.10	6.74%	912	14.7	15.4	15.8	16.4	17.1	17.8	18.5	18.9	19.6
50. GREEK MILIT *61	17.11	1.07	6.25%	1071	15.6	16.1	16.4	16.9	17.6	18.3	18.9	19.3	20.2
51. ITALIAN MIL.*61	17.62	1.00	5.68%	1342									
52. BANTU MINERS	14.85	.78	5.25%	485	13.5	13.5	15.3	15.8	16.5	17.2	18.0	18.6	
53. FRENCH ARMY	16.59	1.10	6.63%	794	15.0	15.7	16.0	16.5	17.2	17.6	18.1	18.5	
54. FRENCH PILOTS	17.04	.81	4.75%	65	14.9	15.2	15.2	15.7	16.3	16.9	17.6	18.2	
55. FRENCH STUD PILOT	16.36	1.04	6.36%	101	14.6	14.9	14.9	15.6	16.1	16.9	17.6	18.1	
56. FRENCH NAVY -I	16.19	.99	6.11%	212	15.5	15.5	15.8	16.3	17.0	17.8	18.4	18.8	
57. FRENCH NAVY -II	17.02	1.01	5.93%	100	15.5	15.9	16.4	17.1	18.0	19.0	20.0	20.6	21.6
59. GERMAN AVIATORS	18.07	1.40	7.75%	1006	14.8	16.2	16.5	17.3	18.3	19.1	20.0	20.8	
68. RCAF PILOTS	18.43	1.44	7.81%	314	16.3	16.3	16.5	17.3	18.3	19.1	20.0	20.8	
69. RCAF NAVIGATORS	18.31	1.34	7.32%	290	14.8	15.5	15.2	15.7	16.5	17.2	18.1	18.6	
75. LATIN AMERICANS	16.70	1.20	7.19%	1985	15.5	15.5	15.2	15.7	16.5	17.2	18.1	18.6	
78. SOUTH AFRICANS	17.38	1.25	7.19%	1442	14.9	15.2	15.2	15.7	16.3	16.9	17.5	17.8	
80. JAPANESE AIRFORCE	16.30	.91	5.58%	1176	15.1	15.1	15.4	15.9	16.5	17.2	17.8	18.1	
81. JAPAN AF PILOTS	16.56	.96	5.80%	210	15.0	15.0	15.2	15.7	16.3	16.9	17.4	17.8	
82. JAPAN AF NAVIG	16.31	.87	5.33%	538	15.3	15.3	15.6	16.0	16.6	17.4	17.9	18.2	
83. JAPANESE PILOTS	16.70	.90	5.39%	232	14.9	15.3	15.3	15.9	16.6	17.5	18.4	18.9	
86. R.O.K.A.F. PILOTS	16.73	1.23	7.35%	254	14.4	14.4	14.8	15.4	16.1	17.0	18.0	18.7	
90. IRANIAN MILITARY	16.36	1.33	8.13%	9414									
739. SELLION TO TOP DF HEAD.....													
19. USAF SURVEY 1965	4.27	.31	7.26%	3869	3.5	3.8	3.9	4.1	4.3	4.5	4.7	4.8	5.0
20. OFFICERS---1965	4.12	.34	8.25%	549	3.5	3.6	3.7	3.9	4.1	4.3	4.6	4.7	5.0
21. ENLISTED MEN*65	4.25	.32	7.53%	792	3.5	3.7	3.9	4.0	4.2	4.5	4.7	4.8	5.0
23. BASIC TRAINEES	4.31	.29	6.73%	2527	3.6	3.8	4.0	4.1	4.3	4.5	4.7	4.8	5.0
25. USAF FLY PRSNL*67	4.23	.37	8.75%	2420	3.4	3.6	3.8	4.0	4.2	4.5	4.7	4.9	5.1
26. STUDENT PLT *67	4.35	.37	8.51%	505	3.5	3.8	3.9	4.1	4.3	4.6	4.8	5.0	5.3

METRIC VALUES	MEAN	STD DEV	COEF OF V	-N-	1ST	5TH	10TH	25TH	50TH	75TH	90TH	95TH	99TH
739. SELLION TO TOP OF HEAD-CONTINUED													
27. RATED PILOTS '67	10.62	.92	8.66%	1187	8.6	9.2	9.5	10.0	10.6	11.2	11.8	12.2	12.9
28. SOT NAVIGAT '67	10.68	.89	8.33%	188	8.8	9.3	9.5	10.1	10.7	11.3	12.0	12.3	12.9
29. SOT NAVIGAT '67	10.76	.93	8.64%	505	8.7	9.2	9.5	10.0	10.5	11.1	11.5	11.8	12.4
48. NATO SURVEY-60/61	10.53	.79	7.50%	325	8.5	9.1	9.4	9.9	10.4	10.9	11.5	11.8	12.5
49. TURKISH MIL. '60	10.42	.83	7.97%	912	8.7	9.1	9.4	9.9	10.4	10.9	11.4	11.8	12.5
50. GREEK MILIT '61	10.87	.73	6.72%	1371	8.7	9.1	9.4	9.9	10.4	10.9	11.4	11.8	12.5
51. ITALIAN MIL. '61	10.33	.71	6.87%	1342	7.8	8.6	9.0	9.6	10.4	11.3	12.1	12.5	13.1
59. GERMAN AVIATORS	10.46	1.19	11.38%	1006	7.8	8.6	9.0	9.6	10.4	11.3	12.1	12.5	13.1
65. ROYAL ARMOR CORP	10.57	1.07	10.12%	500	8.9	9.2	9.8	10.5	11.2	11.9	12.4	12.8	13.4
70. NEW ZEALAND AIRF.	10.25	.86	8.39%	238	(8.8)	(9.7)	(10.8)	(11.7)	(12.6)	(13.5)	(14.4)	(15.3)	(16.2)
741. SELLION TO WALL.....													
18. USAF FLY PRSNL '50	19.69	.86	4.37%	4000	17.7	18.3	18.6	19.1	19.7	20.3	20.8	21.1	21.7
19. USAF SURVEY 1965	19.60	.70	3.57%	3859	18.0	18.4	18.7	19.1	19.6	20.1	20.5	20.8	21.3
20. OFFICERS----1965	19.91	.64	3.21%	549	18.5	18.9	19.1	19.5	19.9	20.3	20.8	21.0	21.5
21. ENLISTED MEN '65	19.65	.68	3.46%	732	18.1	18.5	18.8	19.2	19.7	20.1	20.5	20.8	21.3
23. BASIC TRAINEE '65	19.52	.71	3.64%	2527	17.9	18.4	18.6	19.0	19.5	20.0	20.4	20.7	21.2
24. NAVY FLYERS '64	20.05	.69	3.44%	1529	18.5	19.0	19.2	19.6	20.0	20.5	20.9	21.2	21.9
25. USAF FLY PRSNL '67	20.17	.66	3.27%	2420	18.7	19.1	19.3	19.7	20.2	20.6	21.0	21.3	21.8
26. STUDENT PLT '67	20.17	.69	3.42%	505	18.6	19.1	19.3	19.7	20.1	20.6	21.0	21.4	21.8
27. RATED PILOTS '67	20.18	.65	3.22%	1187	18.7	19.1	19.3	19.7	20.2	20.6	21.0	21.3	21.8
28. SOT NAVIGAT '67	20.18	.65	3.22%	188	18.6	19.1	19.3	19.7	20.2	20.6	21.0	21.3	21.7
29. RTO NAVIGAT '67	20.14	.63	3.13%	505	17.4	17.9	18.2	18.6	19.1	19.6	20.0	20.3	20.8
30. ARMY SOLDIERS '66	19.10	.72	3.77%	6882	17.4	17.9	18.2	18.6	19.1	19.6	20.0	20.3	20.8
31. NAVY ENLISTED '66	19.04	.71	3.73%	4095	17.4	17.9	18.1	18.6	19.1	19.5	19.9	20.2	20.7
33. MARINE ENLIST '66	19.08	.72	3.77%	2008	17.4	17.9	18.2	18.6	19.1	19.6	20.0	20.3	20.8
36. ARMY AVIATORS '70	19.98	.67	3.35%	1432	18.4	18.9	19.1	19.5	20.0	20.4	20.8	21.1	21.7
48. NATO SURVEY-60/61	19.10	.76	3.98%	325	17.4	17.9	18.1	18.6	19.1	19.6	20.1	20.4	20.9
49. TURKISH MIL. '60	18.81	.69	3.67%	912	17.2	17.7	17.9	18.4	18.8	19.3	19.7	19.9	20.4
50. GREEK MILIT '61	18.80	.69	3.67%	1071	17.3	17.7	17.9	18.3	18.8	19.3	19.7	20.0	20.4
51. ITALIAN MIL. '61	19.54	.64	3.28%	1342	18.1	18.5	18.7	19.1	19.5	20.0	20.4	20.6	21.0
59. GERMAN AVIATORS	19.45	.73	3.75%	1006	17.8	18.3	18.6	19.0	19.4	19.9	20.4	20.7	21.3
86. R.O.K.A.F. PILOTS	18.95	.97	5.12%	254	17.4	17.7	17.7	18.2	18.9	19.6	20.2	20.5	20.8
747. SHOULDER CIRCUMFERENCE.....													
1. STEWARDESSES 1971	95.53	3.23	3.38%	422	90.4	91.7	93.6	95.6	97.7	99.7	100.9	102.1	103.4
6. WAF BASIC TR 1952	96.01	4.21	4.38%	851	89.4	90.8	93.2	96.0	98.8	101.5	103.1	104.7	106.3
7. AIR FORCE WVN '68	100.41	5.14	5.12%	1305	90.2	92.6	94.1	96.8	100.0	103.5	107.0	109.4	114.7
8. WAF-NURSE OFCRS 101.73	5.59	5.49%	548	91.5	93.3	94.8	97.7	101.3	105.3	109.2	111.8	114.7	117.1
9. ENLISTED WAFS/W 99.97	4.85	4.85%	1216	90.2	92.5	93.9	96.5	99.7	103.1	106.3	108.3	110.3	112.1
10. ENLISTED WAFS/W 99.17	4.77	4.81%	131	92.6	93.8	95.9	98.5	101.7	105.4	108.2	110.2	112.2	114.2
13. AIR TRAFFIC CNTRL 117.39	6.71	5.72%	681	107.1	108.7	112.3	116.8	121.2	125.9	129.2	132.5	135.8	139.1

ENGLISH VALUES	MEAN	STO DEV	COEF OF V	-N-	1ST	5TH	10TH	25TH	50TH	75TH	90TH	95TH	99TH
739. SELLION TO TOP OF HEAD-CONTINUED													
27. RATED PILOTS*67	4.18	.36	8.61%	1187	3.4	3.6	3.7	3.9	4.2	4.4	4.7	4.8	5.1
28. SOT NAVIGAT *67	4.21	.35	8.31%	198	3.5	3.6	3.7	4.0	4.2	4.4	4.6	4.8	5.1
29. BID-NAVIGAT *57	4.24	.37	8.73%	505	3.4	3.6	3.8	3.9	4.1	4.4	4.5	4.7	4.9
48. NATO SURVEY-60/61	4.14	.31	7.49%	3325	3.4	3.6	3.7	3.9	4.1	4.3	4.5	4.7	4.9
49. TURKISH MIL *60	4.10	.32	7.80%	912	3.6	3.8	3.9	4.1	4.3	4.5	4.7	4.8	4.9
50. GREEK MILIT *61	4.28	.29	6.78%	1071	3.6	3.8	3.9	4.1	4.3	4.5	4.7	4.8	4.9
51. ITALIAN MIL *61	4.67	.28	6.88%	1342	3.4	3.6	3.7	3.9	4.1	4.3	4.4	4.5	4.7
59. GERMAN AVIATORS	4.12	.47	11.41%	1006	3.1	3.4	3.5	3.8	4.1	4.4	4.8	4.9	5.2
65. ROYAL ARMOR CORP	4.16	.42	10.10%	500	3.5	3.6	3.7	3.9	4.1	4.4	4.7	4.9	
70. NEW ZEALAND AIRF.	4.64	.34	8.42%	238	(3.5)	(3.5)	(3.6)	(3.8)	(4.1)	(4.3)	(4.6)	(4.6)	
741. SELLION TO WALL.....													
18. USAF FLY PRSNL *50	7.75	.34	4.39%	4000	7.0	7.2	7.3	7.5	7.8	8.0	8.2	8.3	8.5
19. USAF SURVEY 1965	7.72	.28	3.63%	3859	7.1	7.3	7.4	7.5	7.7	7.9	8.1	8.2	8.4
20. OFFICERS---1965	7.84	.25	3.19%	549	7.3	7.4	7.5	7.7	7.8	8.0	8.2	8.3	8.5
21. ENLISTED MEN *65	7.74	.27	3.49%	732	7.1	7.3	7.4	7.6	7.7	7.9	8.1	8.2	8.4
23. BASIC TRAINEE *65	7.68	.28	3.65%	2527	7.1	7.2	7.3	7.5	7.7	7.9	8.1	8.2	8.4
24. NAVY FLYERS *64	7.89	.27	3.42%	1529	7.3	7.5	7.6	7.7	7.9	8.1	8.2	8.4	8.6
25. USAF FLY PRSNL *67	7.94	.26	3.27%	2420	7.3	7.5	7.6	7.8	7.9	8.1	8.3	8.4	8.6
26. STUDENT PLT *67	7.94	.27	3.40%	505	7.3	7.5	7.6	7.8	7.9	8.1	8.3	8.4	8.6
27. RATED PILOTS *67	7.94	.26	3.27%	1187	7.4	7.5	7.6	7.8	7.9	8.1	8.3	8.4	8.6
28. SOT NAVIGAT *67	7.95	.26	3.27%	188	7.5	7.5	7.6	7.8	7.9	8.1	8.3	8.4	8.6
29. RTO NAVIGAT *67	7.93	.25	3.15%	505	7.3	7.5	7.6	7.8	7.9	8.1	8.3	8.4	8.5
30. ARMY SOLDIERS *66	7.52	.28	3.72%	6682	6.8	7.0	7.2	7.3	7.5	7.7	7.9	8.0	8.2
31. NAVY ENLISTED *66	7.50	.28	3.73%	4095	6.8	7.0	7.1	7.3	7.5	7.7	7.9	8.0	8.2
33. MARINE ENLIST *66	7.51	.28	3.73%	2008	6.8	7.0	7.2	7.3	7.5	7.7	7.9	8.0	8.2
36. ARMY AVIATORS *70	7.87	.26	3.30%	1482	7.4	7.4	7.5	7.7	7.9	8.0	8.2	8.3	8.5
48. NATO SURVEY-60/61	7.52	.30	3.99%	3325	6.9	7.0	7.1	7.3	7.5	7.7	7.9	8.0	8.2
49. TURKISH MIL *60	7.41	.27	3.64%	912	6.8	7.0	7.1	7.2	7.4	7.6	7.8	7.9	8.0
50. GREEK MILIT *61	7.40	.27	3.65%	1071	6.8	7.0	7.1	7.2	7.4	7.6	7.8	7.9	8.0
51. ITALIAN MIL *61	7.69	.25	3.25%	1342	7.1	7.3	7.4	7.5	7.7	7.9	8.0	8.1	8.3
59. GERMAN AVIATORS	7.66	.29	3.79%	1006	7.0	7.2	7.3	7.5	7.7	7.8	8.0	8.1	8.4
86. R.O.K.A.F. PILOTS	7.46	.38	5.09%	264	6.8	7.0	7.2	7.5	7.7	7.8	8.0	8.1	8.4
747. SHOULDER CIRCUMFERENCE.....													
1. STEWARDESSES 1971	37.61	1.27	3.38%	422	35.6	36.1	36.9	37.6	38.5	39.3	39.7	39.7	41.9
6. WAF BASIC TR 1952	37.80	1.66	4.39%	851	34.2	35.2	35.8	36.7	37.8	38.9	39.9	40.6	45.2
7. AIR FORCE WMN *68	39.53	2.02	5.11%	1905	35.6	36.5	37.0	38.1	39.4	40.8	42.1	43.1	45.2
8. WAF-NURSE OFCRS	40.05	2.20	5.49%	548	36.0	36.8	37.3	38.5	39.9	41.5	43.0	44.0	46.1
9. ENLISTED WAFS/W	39.36	1.91	4.85%	1216	35.5	36.4	37.0	38.0	39.2	40.6	41.9	42.6	44.1
10. ENLISTED WAFS/W	39.04	1.88	4.82%	131	36.5	37.0	37.9	38.8	39.8	40.8	41.5	42.6	44.1
13. AIR TRAFFIC CNTRL	46.22	2.64	5.71%	681	42.2	42.8	44.2	46.0	47.7	49.6	49.6	50.9	50.9

METRIC VALUES	MEAN	STD DEV	COEF OF V	-V-	1ST	5TH	10TH	25TH	50TH	75TH	90TH	95TH	99TH
747. SHOULDER CIRCUMFERENCE-CONTINUED													
14. ARMY SEPARATEE '46	110.54	6.95	6.29%	***	(99.1)	101.3	104.3	108.0	111.7	115.2	(122.0)	117.6	
17. USAF BASIC TR '52	108.18	5.56	5.14%	1450	99.6	105.8	107.6	110.8	114.5	118.7	122.8	125.3	130.3
18. USAF FLY PRSNL '50	114.93	5.92	5.15%	4000	102.4	105.8	107.6	110.8	114.5	118.7	122.8	125.3	130.3
19. USAF SURVEY 1965	112.56	6.58	5.85%	3859	98.5	102.5	104.6	108.1	112.2	116.8	121.3	124.1	129.2
20. OFFICERS---1965	116.74	5.29	4.53%	549	104.6	108.1	110.0	113.2	116.7	120.3	123.6	125.6	129.5
21. ENLISTED MEN '65	114.50	6.43	5.62%	792	101.1	104.8	106.7	110.1	114.1	118.6	123.0	125.7	130.9
23. BASIC TRAINEE '65	111.05	6.33	5.70%	2527	97.9	101.6	103.5	106.8	110.6	114.9	119.4	122.3	128.5
24. NAVY FLYERS '64	116.23	5.45	4.69%	1529	104.2	107.4	109.3	112.5	116.2	119.8	123.2	125.3	129.6
25. USAF FLY PRSNL '67	117.69	5.82	4.95%	2420	104.2	108.4	110.4	113.8	117.5	121.5	125.3	127.6	132.0
26. STUDENT PLT '67	117.31	5.77	4.92%	505	103.2	108.2	110.2	113.4	117.0	121.0	124.9	127.3	131.2
27. RATED PILOTS '67	118.15	5.78	4.89%	1187	105.0	108.8	110.8	114.2	118.0	122.0	125.7	128.0	132.3
28. SOT NAVIGAT '67	116.55	6.08	5.22%	188	105.8	108.3	112.5	116.8	120.9	124.2	125.2		
29. RTD NAVIGAT '67	117.49	5.74	4.89%	505	105.1	108.6	110.5	113.7	117.2	120.9	124.7	127.4	133.8
30. ARMY SOLDIERS '66	113.16	6.39	5.65%	6682	99.8	103.3	105.3	108.8	112.8	117.1	121.4	124.2	130.2
31. NAVY ENLISTED '66	112.35	6.38	5.68%	4095	98.5	102.5	104.5	107.9	111.9	116.4	120.8	123.5	128.7
33. MARINE ENLIST '66	113.61	5.76	5.07%	2008	101.4	104.7	106.5	109.7	113.3	117.1	121.0	123.6	129.5
34. ARMY AVIATORS '59	115.34	5.68	4.92%	500	106.1	108.4	111.2	115.0	119.3	122.9	124.4		
36. ARMY AVIATORS '70	116.34	6.21	5.34%	1482	102.8	106.2	108.3	112.0	116.3	120.5	124.3	126.7	131.4
48. NATO SURVEY-60/61	111.39	5.38	4.83%	3325	100.1	103.1	104.7	107.7	111.2	114.9	118.5	120.7	124.8
49. TURKISH MIL '60	109.84	5.48	4.99%	912	97.9	101.7	103.4	106.1	109.4	113.3	117.3	119.8	124.3
50. GREEK MILIT '61	110.93	5.32	4.80%	1671	99.9	102.9	104.4	107.2	110.7	114.5	118.2	120.3	123.9
51. ITALIAN MIL '61	112.81	4.99	4.42%	1342	102.6	105.0	106.5	109.3	112.6	116.0	119.3	121.4	125.7
52. BANTU MINERS	104.53	4.38	4.19%	485	97.0				104.5			112.0	
53. FRENCH ARMY	110.31	5.62	5.09%	734	101.0	103.3	107.0	110.3	113.8	117.2	119.2		
54. FRENCH PILOTS	115.60	5.23	4.52%	55	106.4	108.9	112.4	116.3	119.1	121.0	122.7		
55. FRENCH STUD PILOT	109.70	5.55	5.06%	101	101.9	103.4	105.9	109.4	112.9	117.1	119.6		
56. FRENCH NAVY -I	110.45	5.94	5.38%	212	101.6	103.6	106.4	110.0	113.8	117.6	122.2		
57. FRENCH NAVY -II	115.67	6.04	5.22%	100	106.1	107.9	111.4	115.5	119.7	123.4	125.1		
59. GERMAN AVIATORS	115.69	5.63	4.87%	1096	103.0	106.7	108.7	111.9	115.5	119.2	122.9	125.3	130.2
60. GERMAN 20 YR OLDS	109.40	6.20	5.67%	7144	99.9	101.9	105.1	108.8	112.8	117.0	120.1		
61. GERMANS/25-40 YRS	116.60	5.30	4.55%	2643	108.3	110.1	112.9	116.0	119.7	123.8	125.0		
68. ROCAF PILOTS	114.93	5.71	4.97%	314	105.9	107.4	110.9	115.0	118.6	122.6	124.7		
69. ROCAF NAVIGATORS	114.85	5.30	4.61%	290	106.1	107.9	110.7	114.8	118.6	121.4	123.9		
75. LATIN AMERICANS	109.00	6.00	5.50%	1985	99.2	100.8	104.0	107.5	111.7	115.9	118.9		
78. SOUTH AFRICANS	111.73	6.38	5.71%	1442	100.5			111.0			122.0		
80. JAPANESE AIRFORCE	107.67	4.71	4.37%	1176	100.4	101.9	104.5	107.5	110.7	113.7	115.6		
81. JAPAN AF PILOTS	108.70	4.84	4.45%	210	101.3	102.8	105.5	108.5	111.7	114.8	116.6		
82. JAPAN AF NAVIS	107.58	4.63	4.30%	538	100.5	101.9	104.4	107.4	110.6	113.6	115.5		
83. JAPANESE PILOTS	105.24	4.28	4.07%	236	97.3	99.7	102.3	105.2	108.1	110.8	112.7		
84. THAI MILITARY	104.50	4.40	4.21%	2950	97.5	99.0	101.5	104.0	107.0	110.0	112.0		
85. VIETNAM MILITARY	100.67	4.54	4.51%	2126	91.4	93.8	95.3	98.0	100.9	103.8	106.6	108.6	113.2
86. R.O.K.A.F. PILOTS	109.73	5.14	4.68%	254	102.4	103.7	106.0	109.3	112.4	116.7	120.1		

ENGLISH VALUES	MEAN	STD DEV	COEF OF V	1ST	5TH	10TH	25TH	50TH	75TH	90TH	95TH	99TH
747. SHOULDER CIRCUMFERENCE-CONTINUED												
14. ARMY SEPARATEE '46	43.52	2.74	6.30%	37.9	39.2	39.9	41.1	42.5	44.0	45.4	45.3	48.5
17. USAF BASIC TR '52	42.59	2.19	5.14%	40.3	41.7	42.4	43.6	45.1	46.7	48.3	49.3	51.3
18. USAF FLY PRSNL '50	45.25	2.33	5.15%	38.8	40.4	41.2	42.5	44.2	46.0	47.8	48.8	50.9
19. USAF SURVEY 1965	44.32	2.59	5.84%	41.2	42.6	43.3	44.6	45.9	47.4	48.6	49.4	51.0
20. OFFICERS---1965	45.96	2.08	4.53%	39.8	41.3	42.0	43.4	44.9	46.7	48.4	49.5	51.5
21. ENLISTED MEN '65	45.03	2.53	5.61%	38.6	40.0	40.8	42.0	43.6	45.3	47.0	48.2	50.6
23. BASIC TRAINEE '65	43.72	2.49	5.70%	41.0	42.3	43.0	44.3	45.7	47.2	48.5	49.3	51.0
24. NAVY FLYERS '64	45.76	2.15	4.70%	41.0	42.7	43.5	44.8	46.3	47.8	49.3	50.2	52.0
25. USAF FLY PRSNL '67	46.34	2.29	4.94%	40.6	42.6	43.4	44.7	46.1	47.7	49.2	50.1	51.7
26. STUDENT PLT '67	46.18	2.27	4.92%	41.4	42.8	43.6	45.0	46.5	48.0	49.5	50.4	52.1
27. RATED PILOTS '67	46.51	2.28	4.90%	41.4	42.8	43.6	45.0	46.5	48.0	49.5	50.4	52.1
28. SDT NAVIGAT '67	45.89	2.44	5.23%	41.4	42.8	43.6	45.0	46.5	48.0	49.5	50.4	52.1
29. RTD NAVIGAT '67	46.26	2.26	4.89%	41.4	42.7	43.5	44.8	46.2	47.6	49.1	50.2	52.7
30. ARMY SOLDIERS '66	44.55	2.51	5.63%	39.3	40.7	41.5	42.8	44.4	46.1	47.8	48.9	51.3
31. NAVY ENLISTED '65	44.23	2.51	5.67%	38.8	40.3	41.1	42.5	44.1	45.8	47.6	48.6	50.7
33. MARINE ENLIST '66	44.73	2.27	5.07%	39.9	41.2	41.9	43.2	44.6	46.1	47.6	48.7	51.0
34. ARMY AVIATORS '59	45.41	2.24	4.93%	41.8	42.7	43.2	43.8	45.3	47.4	48.9	49.9	51.3
36. ARMY AVIATORS '70	45.80	2.44	5.33%	41.8	42.7	43.2	43.8	45.3	47.4	48.9	49.9	51.3
48. NATO SURVEY-60/61	43.85	2.12	4.83%	39.4	40.6	41.2	42.4	43.8	45.3	46.7	47.5	49.1
49. TURKISH MIL '60	43.25	2.16	4.99%	38.6	40.0	40.7	41.8	43.1	44.0	46.2	47.2	49.0
50. GREEK MILIT '61	43.67	2.09	4.79%	39.3	40.5	41.1	42.2	43.6	45.1	46.5	47.4	48.8
51. ITALIAN MIL '61	44.41	1.96	4.41%	40.4	41.3	41.9	43.0	44.3	45.7	47.0	47.8	49.5
52. BANTU MINERS	41.15	1.72	4.18%	38.2	39.8	40.7	42.1	43.4	44.8	46.1	46.9	48.1
53. FRENCH ARMY	43.43	2.21	5.09%	39.8	40.7	42.1	43.4	44.8	46.1	47.6	48.3	49.5
54. FRENCH PILOTS	45.51	2.06	4.53%	41.9	42.9	43.9	44.9	45.9	46.9	47.9	48.9	50.1
55. FRENCH STUD PILOT	43.19	2.19	5.07%	40.1	40.7	41.7	42.7	43.7	44.7	45.7	46.7	47.7
56. FRENCH NAVY -I	43.48	2.34	5.38%	40.0	40.8	41.9	43.3	44.8	46.3	47.8	49.3	50.8
57. FRENCH NAVY -II	45.54	2.38	5.23%	41.8	42.5	43.9	45.5	47.1	48.6	49.3	50.8	52.3
59. GERMAN AVIATORS	45.55	2.22	4.87%	42.0	42.8	44.1	45.5	46.9	48.4	49.3	50.8	52.3
60. GERMAN 20 YR OLDS	43.07	2.44	5.67%	39.3	40.1	41.4	42.8	44.4	46.1	47.3	48.6	50.1
61. GERMAN/25-40 YRS	45.91	2.09	4.55%	42.6	43.3	44.4	45.7	47.1	48.7	49.1	50.6	52.1
68. RCAF PILOTS	45.22	2.25	4.97%	41.7	42.3	43.7	45.3	46.7	48.3	49.1	50.6	52.1
69. RCAF NAVIGATORS	45.25	2.09	4.62%	41.8	42.5	43.6	45.2	46.7	48.3	49.1	50.6	52.1
75. LATIN AMERICANS	42.90	2.40	5.59%	39.1	39.7	40.9	42.3	43.7	45.1	46.5	47.9	49.3
78. SOUTH AFRICANS	43.99	2.51	5.71%	39.6	39.6	40.1	41.1	42.3	43.6	44.8	46.0	47.3
80. JAPANESE AIRFORCE	42.39	1.85	4.36%	39.5	40.1	41.1	42.3	43.6	44.8	46.0	47.3	48.6
81. JAPAN AF PILOTS	42.80	1.91	4.46%	39.9	40.5	41.5	42.7	44.0	45.2	46.5	47.7	49.0
82. JAPAN AF NAVIG	42.35	1.82	4.30%	39.6	40.1	41.1	42.3	43.6	44.8	46.0	47.3	48.6
83. JAPANESE PILOTS	41.43	1.69	4.08%	38.3	39.3	40.3	41.4	42.6	43.6	44.6	45.6	46.6
84. THAI MILITARY	41.14	1.73	4.21%	38.4	39.0	40.0	40.9	42.1	43.3	44.1	45.1	46.1
85. VIETNAM MILITARY	39.63	1.79	4.52%	36.0	36.9	37.5	38.6	39.7	40.9	42.0	42.7	44.6
86. R.O.K.A.F. PILOTS	43.19	2.02	4.68%	40.3	40.3	40.8	41.7	43.0	44.3	45.6	46.0	47.3

METRIC VALUES	MEAN	STD DEV	COEF OF V	-N-	1ST	5TH	10TH	25TH	50TH	75TH	90TH	95TH	99TH
747. SHOULDER CIRCUMFERENCE-CONTINUED													
67. KOREAN FORCES '65	105.60	4.40	4.17%	3747	93.2	100.6	102.7	105.2	108.2	111.0	113.0		
90. IRAQIAN MILITARY	108.93	5.31	5.79%	9414	100.0	101.8	104.7	108.2	112.3	117.1	120.6		
751. SHOULDER-ELBOW LENGTH.....													
1. STEWARDSES 1971	33.70	1.46	4.33%	423	31.5	31.9	32.7	33.7	34.7	35.7	36.2		
3. WAS PILOTS 1942	34.70	1.50	4.32%	447	32.2	32.7	33.6	34.7	35.7	36.7	37.4		
4. AAF NURSES 1942	34.60	1.50	4.34%	151	32.2	32.7	33.6	34.5	35.5	36.7	37.5		
5. WAC-SEPARATEES 1946	33.25	1.83	5.50%	7553	28.8	30.2	30.9	32.1	33.3	34.5	35.3	37.7	
13. AIR TRAFFIC CNTRL	36.30	2.20	6.06%	681	32.5	33.2	34.5	36.0	37.4	38.7	39.5		
14. ARMY SEPARATEE '45	36.34	1.93	5.31%	***	(33.2)	(35.0)	(37.6)	(39.5)					
15. A.A.F. CADETS '42	37.50	1.70	4.53%	2959	34.6	35.2	36.2	37.3	38.5	39.6	40.3		
16. A.A.F. GUNNERS '42	36.90	1.80	4.88%	583	33.8	34.4	35.6	36.9	38.1	39.1	39.7		
18. USAF FLY PRSNL '50	36.37	1.72	4.73%	4000	33.5	34.1	35.2	36.4	37.6	38.6	39.2	40.3	
19. USAF SURVEY 1965	36.65	1.84	5.02%	3859	32.5	33.6	34.3	35.4	36.6	37.9	39.0	39.7	41.0
20. OFFICERS---1965	37.32	1.74	4.66%	549	33.7	34.5	35.1	36.0	37.3	38.6	39.7	40.3	41.4
21. ENLISTED MEN '65	36.82	1.88	5.11%	732	32.4	33.7	34.4	35.6	36.8	38.0	39.2	39.9	41.2
23. BASIC TRAINEE '65	36.46	1.81	4.96%	2527	32.4	33.5	34.1	35.2	36.5	37.7	38.8	39.4	40.8
24. NAVY FLYERS '64	36.82	1.70	4.62%	1529	33.0	34.1	34.7	35.7	36.8	37.9	39.0	39.6	41.0
25. USAF FLY PRSNL '67	35.95	1.71	4.76%	2420	32.1	33.2	33.8	34.8	35.9	37.1	38.2	38.8	40.0
26. STUDENT PLT '67	35.83	1.61	4.49%	505	32.2	33.2	33.7	34.7	35.8	37.0	38.0	38.5	39.4
27. RATED PILOTS '67	36.63	1.73	4.80%	1187	32.2	33.2	33.8	34.8	36.0	37.2	38.3	38.9	40.1
28. SOT NAVIGAT '67	36.09	1.69	4.68%	188	33.4	33.9	34.9	36.1	37.2	38.3	39.0	40.0	41.3
29. RTO NAVIGAT '67	35.86	1.76	4.91%	505	32.0	33.0	33.6	34.6	35.8	37.1	38.2	38.8	40.0
30. ARMY SOLDIERS '66	36.87	1.86	5.04%	6682	32.6	33.8	34.5	35.6	36.9	38.1	39.3	40.0	41.3
31. NAVY ENLISTED '66	36.87	1.83	4.96%	4035	32.7	33.9	34.5	35.6	36.9	38.1	39.2	39.9	41.3
33. MARINE ENLIST '66	37.12	1.84	4.96%	2008	33.0	34.1	34.7	35.8	37.1	38.4	39.5	40.2	41.5
34. ARMY AVIATORS '59	38.67	1.77	4.65%	500	35.3	35.8	36.8	38.0	39.3	40.3	40.8	41.1	41.5
36. ARMY AVIATORS '70	36.71	1.78	4.85%	1482	32.7	33.8	34.4	35.5	36.7	37.9	39.0	39.7	41.1
48. NATO SURVEY-60/61	35.38	1.64	4.64%	3325	31.8	32.7	33.3	34.3	35.4	36.5	37.5	38.2	39.4
49. TURKISH MIL. '60	35.09	1.62	4.62%	912	31.6	32.5	33.0	34.0	35.1	36.2	37.3	37.9	39.0
50. GREEK MILIT '61	35.33	1.56	4.42%	1071	31.7	32.8	33.4	34.3	35.3	36.4	37.4	38.0	39.1
51. ITALIAN MIL. '61	35.62	1.68	4.72%	1342	32.0	32.9	33.5	34.5	35.6	36.8	37.8	38.5	39.8
53. FRENCH ARMY	32.27	1.70	5.27%	734	29.5	30.3	31.3	32.2	33.5	34.6	35.2	35.7	36.8
54. FRENCH PILOTS	32.22	1.68	5.21%	65	30.0	30.4	31.4	32.2	32.9	34.4	34.7	35.2	36.7
55. FRENCH STUD PILOT	32.21	1.37	4.25%	101	29.7	30.4	31.4	32.2	32.9	34.1	34.4	34.7	35.2
56. FRENCH NAVY -I	32.08	1.73	5.39%	212	29.6	30.0	30.9	32.0	33.2	34.1	34.4	34.9	35.3
57. FRENCH NAVY -II	32.23	1.36	4.22%	100	29.9	30.4	32.4	32.3	33.0	33.8	34.0	34.0	34.0
58. GERMAN TANKERS	37.88	1.75	4.62%	301	35.1	35.5	36.6	37.9	39.1	40.1	40.8	41.1	41.3
59. GERMAN AVIATORS	36.58	2.05	5.60%	1006	32.1	33.1	33.9	35.2	36.6	38.0	39.2	39.9	41.3
75. LATIN AMERICANS	35.30	1.80	5.10%	1985	32.3	32.8	34.0	35.2	36.4	37.6	38.3	38.9	40.0
80. JAPANESE AIRFORCE	33.13	1.87	5.64%	1176	30.3	30.9	31.9	33.0	34.3	35.5	36.3	36.8	37.3
81. JAPAN AF PILOTS	33.50	2.05	6.12%	210	30.7	31.2	32.1	33.3	34.6	36.0	36.8	37.3	38.3

ENGLISH VALUES	MEAN	STD DEV	COEF OF V	-V-	1ST	5TH	10TH	25TH	50TH	75TH	90TH	95TH	99TH
747. SHOULDER CIRCUMFERENCE-CONTINUED													
87. KOREAN FORCES '65	41.57	1.73	4.16%	3747		39.1	39.6	40.4	41.4	42.6	43.7	44.5	
90. IRANIAN MILITARY	42.89	2.48	5.78%	9414		39.4	40.1	41.2	42.6	44.2	46.1	47.5	
751. SHOULDER-ELBOW LENGTH.....													
1. STEWARDESSES 1971	13.27	.57	4.30%	423		12.4	12.6	12.9	13.3	13.7	14.1	14.3	
3. WAS PILOTS 1942	13.70	.60	4.38%	447		12.7	12.9	13.2	13.6	14.1	14.5	14.7	
4. AAF NURSES 1942	13.60	.60	4.41%	151		12.7	12.9	13.2	13.6	14.0	14.5	14.8	
5. WAC SEPARATE 1946	13.09	.72	5.50%	753	11.4	11.9	12.2	12.6	13.1	13.6	14.0	14.3	14.8
13. AIR TRAFFIC CNTRL	14.29	.85	6.02%	681		12.8	13.1	13.5	14.2	14.7	15.2	15.6	
14. ARMY SEPARATE '46	14.31	.76	5.31%	***	(13.1)	(13.1)	(13.8)	(13.8)	(14.8)	(14.8)	(15.6)	(15.6)	
15. A.A.F. CADETS '42	14.80	.70	4.73%	2959		13.6	13.8	14.3	14.7	15.2	15.6	15.8	
16. A.A.F. GUNNERS '42	14.50	.70	4.83%	583		13.3	13.5	14.0	14.5	15.0	15.4	15.6	
18. USAF FLY PRSNL '50	14.32	.68	4.75%	4000	12.8	13.2	13.4	13.9	14.3	14.8	15.2	15.4	15.9
19. USAF SURVEY 1965	14.43	.72	4.99%	3899	12.8	13.2	13.5	13.9	14.4	14.9	15.4	15.6	16.2
20. OFFICERS---1965	14.69	.69	4.70%	549	13.3	13.6	13.8	14.2	14.7	15.2	15.6	15.9	16.2
21. ENLISTED MEN '65	14.49	.74	5.11%	792	12.7	13.3	13.6	14.0	14.5	15.0	15.4	15.7	16.3
23. BASIC TRAINEE '65	14.35	.71	4.95%	2527	12.8	13.2	13.4	13.9	14.4	14.8	15.3	15.5	16.0
24. NAVY FLYERS '64	14.50	.67	4.62%	1529	13.0	13.4	13.7	14.1	14.5	14.9	15.4	15.6	16.1
25. USAF FLY PRSNL '67	14.15	.67	4.73%	2420	12.7	13.1	13.3	13.7	14.1	14.6	15.0	15.3	15.7
26. STUDENT PLT '67	14.11	.63	4.46%	505	12.7	13.1	13.3	13.7	14.1	14.6	14.9	15.2	15.5
27. RATED PILOTS '67	14.19	.68	4.79%	1187	12.7	13.1	13.3	13.7	14.2	14.7	15.1	15.3	15.8
28. SDT NAVIGAT '67	14.21	.67	4.71%	188		13.1	13.4	13.7	14.2	14.7	15.1	15.4	
29. RTO NAVIGAT '67	14.12	.69	4.89%	535	12.6	13.0	13.2	13.6	14.1	14.6	15.0	15.3	15.7
30. ARMY SOLDIERS '66	14.52	.73	5.03%	6682	12.8	13.3	13.6	14.0	14.5	15.0	15.5	15.7	16.3
31. NAVY ENLISTED '66	14.52	.72	4.96%	4035	12.9	13.3	13.6	14.0	14.5	15.0	15.5	15.7	16.3
33. MARINE ENLIST '66	14.61	.73	5.00%	2008	13.0	13.4	13.7	14.1	14.6	15.1	15.6	15.8	16.3
34. ARMY AVIATORS '59	14.99	.70	4.67%	500		13.9	14.1	14.5	15.0	15.5	15.9	16.1	
36. ARMY AVIATORS '74	14.45	.70	4.84%	1482		13.3	13.6	14.0	14.4	14.9	15.4	15.6	
48. NATO SURVEY-60/61	13.93	.64	4.59%	3325	12.5	12.9	13.1	13.5	13.9	14.4	14.8	15.0	15.5
49. TURKISH MIL. '60	13.82	.64	4.63%	912	12.4	12.8	13.0	13.4	13.8	14.3	14.7	14.9	15.3
50. GREEK MILIT '61	13.91	.61	4.39%	1071	12.5	12.9	13.1	13.5	13.9	14.3	14.7	14.9	15.4
51. ITALIAN MIL. '61	14.02	.66	4.71%	1342	12.6	13.0	13.2	13.6	14.0	14.5	14.9	15.1	15.7
53. FRENCH ARMY	12.70	.67	5.28%	794		11.6	11.9	12.3	12.7	13.2	13.6	13.9	
54. FRENCH PILOTS	12.69	.66	5.20%	55		11.8	12.0	12.4	12.7	13.0	13.5	13.7	
55. FRENCH STUD PILOT	12.68	.54	4.26%	101		11.7	12.0	12.4	12.7	13.1	13.4	13.5	
56. FRENCH NAVY -I	12.63	.68	5.38%	212		11.7	11.8	12.2	12.6	13.1	13.5	13.7	
57. FRENCH NAVY -II	12.69	.54	4.26%	100		11.8	12.0	12.4	12.7	13.0	13.3	13.4	
58. GERMAN TANKERS	14.91	.69	4.63%	301		13.8	14.0	14.4	14.9	15.4	15.8	16.0	
59. GERMAN AVIATORS	14.40	.81	5.63%	1006	12.6	13.1	13.3	13.9	14.4	15.0	15.4	15.7	16.3
75. LATIN AMERICANS	13.90	.70	5.04%	1985		12.7	12.9	13.3	13.9	14.3	14.8	15.1	
80. JAPANESE AIRFORCE	13.04	.74	5.67%	1176		11.9	12.2	12.6	13.0	13.5	14.0	14.3	
81. JAPAN AF PILOTS	13.19	.81	6.14%	210		12.1	12.3	12.6	13.1	13.6	14.2	14.5	

METRIC VALUES	MEAN	STD DEV	COEF OF V	-V-	1ST	5TH	10TH	25TH	50TH	75TH	90TH	95TH	99TH
751. SHOULDER-ELBOW LENGTH-CONTINUED													
82. JAPAN AF NAVIG	33.16	1.81	5.46%	536		30.4	30.9	31.9	33.1	34.3	35.5	36.2	
83. JAPANESE PILOTS	34.44	1.63	4.73%	207		32.1	32.4	33.2	34.4	35.6	36.7	37.2	
84. THAI MILITARY	34.90	1.80	5.16%	2950		32.0	32.5	33.5	35.0	36.0	37.0	37.5	
85. VIETNAM MILITARY	33.77	1.58	4.68%	2128	30.2	31.2	31.8	32.7	33.7	34.8	35.8	36.4	37.5
86. R.O.K.A.F. PILOTS	35.28	1.74	4.93%	264		32.8	33.3	34.1	35.1	36.3	37.3	38.0	
87. KOREAN FORCES -65	33.50	1.90	5.67%	3747		30.5	31.4	32.4	33.6	34.7	35.9	36.4	
89. SWEDISH AVIATORS	37.65	1.72	4.57%	240	(34.8)			(36.5)		(38.8)		(40.5)	
90. IRANIAN MILITARY	35.53	1.61	4.53%	9414		32.9	33.5	34.5	35.5	36.6	37.6	38.2	
752. SHOULDER-GRIP LENGTH.....													
53. FRENCH ARMY	72.87	3.73	5.12%	794		67.0	68.4	70.5	72.8	75.3	77.6	79.2	
54. FRENCH PILOTS	73.82	2.82	3.82%	55		69.0	70.5	72.0	73.4	75.8	77.4	79.2	
55. FRENCH STUD PILOT	72.42	3.45	4.76%	101		67.4	68.4	69.8	72.3	74.9	76.7	78.1	
56. FRENCH NAVY -I	71.76	3.69	5.14%	212		66.1	67.3	69.4	71.6	74.2	76.7	78.4	
57. FRENCH NAVY -II	73.23	3.12	4.26%	100		68.8	69.5	71.0	73.1	75.5	77.5	78.7	
754. SHOULDER LENGTH.....													
2. US WOMEN-D/A 1940	11.79	1.24	10.52%	****	(9.8)			(11.0)		(12.6)		(13.8)	
5. WAC SEPARATEE 1946	12.10	1.13	9.34%	7553	9.6	10.3	10.7	11.4	12.1	12.8	13.5	13.9	15.0
6. WAC BASIC TR 1952	16.24	1.33	8.19%	846		14.1	14.6	15.4	16.2	17.1	17.9	18.4	
7. AIR FORCE WMN '68	14.66	1.02	6.96%	1905	12.3	13.0	13.3	13.9	14.6	15.3	16.0	15.4	17.2
8. WAF-NURSE OFCRS	14.74	1.02	6.92%	548	12.3	13.1	13.4	14.0	14.7	15.4	16.1	16.5	17.3
9. ENLISTED WAFS/WM	14.62	1.02	6.98%	1216	12.3	13.0	13.3	13.9	14.6	15.3	16.0	16.4	17.1
10. ENLISTED WAFS/WM	14.78	1.06	7.17%	131		13.0	13.3	14.0	14.8	15.5	16.1	16.5	
17. USAF BASIC TR '52	17.75	1.72	9.69%	3304		15.0	15.6	16.6	17.7	18.9	19.9	20.5	
18. USAF FLY PRSNL '50	17.17	1.37	7.98%	4000	14.0	14.9	15.4	16.3	17.2	18.1	18.9	19.4	20.5
19. USAF SURVEY 1965	17.47	1.56	8.93%	3859	13.8	14.8	15.4	16.4	17.5	18.6	19.5	20.0	20.9
20. OFFICERS---1965	17.02	1.30	7.64%	549	14.1	15.0	15.4	16.1	17.0	17.9	18.8	19.3	20.2
21. ENLISTED MEN '65	16.85	1.34	7.95%	792	13.8	14.7	15.1	15.9	16.8	17.8	18.6	19.1	20.0
23. BASIC TRAINEE '65	17.76	1.60	9.01%	2527	13.8	14.9	15.6	16.7	17.9	18.9	19.7	20.2	21.2
25. USAF FLY PRSNL '67	16.60	1.26	7.59%	2420	13.9	14.6	15.0	15.7	16.6	17.4	18.2	18.7	19.8
26. STUDENT PLT '67	16.52	1.22	7.38%	505	13.9	14.6	15.0	15.7	16.5	17.3	18.1	18.6	19.4
27. RATED PILOTS '67	16.60	1.27	7.65%	1187	13.8	14.6	15.0	15.7	16.6	17.4	18.2	18.8	19.9
28. SOT NAVIGAT '67	16.76	1.34	8.00%	188		14.7	15.1	15.9	16.7	17.6	18.5	19.2	
29. RTD NAVIGAT '67	16.62	1.24	7.46%	505	13.9	14.6	15.0	15.8	16.6	17.4	18.2	18.7	19.8
30. ARMY SOLDIERS '60	16.20	1.98	12.22%	6682	11.2	12.7	13.5	14.9	16.3	17.6	18.6	19.2	20.5
31. NAVY ENLISTED '66	16.63	1.62	9.74%	4095	13.1	14.2	14.7	15.5	16.5	17.7	18.9	19.5	20.2
33. MARINE ENLIST '66	16.43	1.40	8.52%	2008	12.9	14.1	14.7	15.5	16.4	17.4	18.3	18.8	19.5
36. ARMY AVIATORS '70	15.50	1.17	7.55%	1492	12.9	13.6	14.0	14.7	15.5	16.3	17.0	17.5	18.4
48. NATO SURVEY-60/61	16.83	1.16	6.89%	3325	14.1	15.0	15.4	16.1	16.8	17.6	18.3	18.8	19.5
49. TURKISH MIL. '60	17.01	1.15	6.76%	912	14.5	15.2	15.5	16.2	17.0	17.8	18.5	19.0	20.0
50. GREEK MILIT '61	16.70	1.18	7.07%	1071	14.0	14.8	15.2	15.9	16.7	17.5	18.2	18.6	19.1

ENGLISH VALUES	MEAN	STD DEV	COEF OF V	-V-	1ST	5TH	10TH	25TH	50TH	75TH	90TH	95TH	99TH
-- -- -- -- -- PERCENTILES -- -- -- -- --													
751. SHOULDER-ELBOW LENGTH-CONTINUED													
82. JAPAN AF NAVIG	13.06	.71	5.44%	538		12.0	12.2	12.6	13.0	13.5	14.0	14.3	
83. JAPANESE PILOTS	13.56	.64	4.72%	207		12.6	12.8	13.1	13.5	14.0	14.4	14.6	
84. THAI MILITARY	13.74	.70	5.09%	2930		12.6	12.8	13.2	13.8	14.2	14.6	14.8	
85. VIETNAM MILITARY	13.30	.62	4.66%	2128	11.9	12.3	12.5	12.9	13.3	13.7	14.1	14.3	14.8
86. R.O.K.A.F. PILOTS	13.89	.69	4.97%	264		12.9	13.1	13.4	13.8	14.3	14.7	15.0	
87. KOREAN FORCES -65	13.19	.65	5.69%	3747		12.0	12.4	12.8	13.2	13.7	14.1	14.3	
89. SWEDISH AVIATORS	14.82	.68	4.59%	240	(13.7)			(14.4)	(15.3)			(15.9)	
90. IRANIAN MILITARY	13.99	.64	4.57%	9414		13.0	13.2	13.6	14.0	14.4	14.8	15.1	
752. SHOULDER-GRIP LENGTH.....													
53. FRENCH ARMY	28.69	1.47	5.12%	734		26.4	26.9	27.8	28.7	29.6	30.6	31.2	
54. FRENCH PILOTS	29.06	1.11	3.82%	55		27.2	27.8	28.3	28.9	29.8	30.5	31.2	
55. FRENCH STUD PILOT	28.51	1.36	4.77%	101		26.5	26.9	27.5	28.5	29.5	30.2	30.7	
56. FRENCH NAVY -I	28.25	1.45	5.13%	212		26.0	26.5	27.3	28.2	29.2	30.2	30.9	
57. FRENCH NAVY -II	28.83	1.23	4.27%	100		27.1	27.4	28.0	28.8	29.7	30.5	31.0	
754. SHOULDER LENGTH.....													
2. US WOMEN-D/A 1940	4.64	.49	10.56%	****	(3.8)			(4.3)	(5.0)		(5.4)		
5. MAC SEPARATEE 1946	4.77	.44	9.22%	7553	3.8	4.0	4.2	4.5	4.8	5.1	5.3	5.5	5.9
6. WAF BASIC TR 1952	6.39	.52	8.14%	846	5.2	5.5	5.7	6.1	6.4	6.7	7.1	7.3	7.7
7. AIR FORCE WMN '68	5.77	.40	6.93%	1905	4.9	5.1	5.3	5.5	5.8	6.1	6.3	6.5	6.8
8. WAF-NURSE OFCS	5.80	.40	6.90%	548	4.9	5.1	5.3	5.5	5.8	6.1	6.3	6.5	6.8
9. ENLISTED WAFS/W	5.75	.40	6.96%	1216	4.8	5.1	5.2	5.5	5.7	6.0	6.3	6.4	6.7
10. ---ENLISTED WAFS/W	5.62	.42	7.22%	131		5.1	5.3	5.5	5.8	6.1	6.4	6.5	
17. USAF BASIC TR '52	6.99	.68	9.73%	3304	5.5	5.9	6.2	6.5	7.0	7.4	7.8	8.1	8.6
18. USAF FLY PRSNL '50	6.76	.54	7.99%	4000	5.5	5.9	6.1	6.4	6.8	7.1	7.4	7.7	8.1
19. USAF SURVEY 1965	6.88	.61	8.87%	3859	5.4	5.8	6.1	6.5	6.9	7.3	7.7	7.9	8.2
20. OFFICERS---1965	6.70	.51	7.61%	549	5.5	5.9	6.1	6.4	6.7	7.0	7.4	7.6	7.9
21. ENLISTED MEN '65	6.63	.53	7.99%	792	5.4	5.8	6.0	6.3	6.6	7.0	7.3	7.5	7.9
23. BASIC TRAINEES	6.99	.63	9.01%	2527	5.4	5.9	6.1	6.6	7.0	7.4	7.8	7.9	8.3
25. USAF FLY PRSNL '67	6.54	.50	7.65%	2420	5.5	5.8	5.9	6.2	6.5	6.9	7.2	7.4	7.8
26. STUDENT PLT '67	6.50	.48	7.38%	505	5.5	5.8	5.9	6.2	6.5	6.9	7.2	7.3	7.6
27. RATED PILOTS '67	6.53	.50	7.66%	1187	5.5	5.8	5.9	6.2	6.5	6.9	7.2	7.4	7.8
28. SOT NAVIGAT '67	6.60	.53	8.03%	188		5.8	6.0	6.2	6.6	6.9	7.3	7.5	
29. RTO NAVIGAT '67	6.54	.49	7.49%	505	5.5	5.7	5.9	6.2	6.5	6.9	7.2	7.4	7.8
30. ARMY SOLDIERS '66	6.38	.78	12.23%	6682	4.4	5.0	5.3	5.9	6.4	6.9	7.3	7.6	8.1
31. NAVY ENLISTED '66	6.55	.64	9.77%	4095	5.2	5.6	5.8	6.1	6.5	7.0	7.4	7.7	8.0
33. MARINE ENLIST '66	6.47	.55	8.50%	2008	5.1	5.6	5.8	6.1	6.5	6.8	7.2	7.4	7.7
36. ARMY-AVIATORS--74	6.10	.46	7.54%	1482		5.4	5.5	5.8	6.1	6.4	6.7	6.9	
48. NATO SURVEY-60/61	6.63	.46	6.94%	3325	5.5	5.9	6.1	6.3	6.6	6.9	7.2	7.4	7.7
49. TURKISH MIL. '60	6.70	.45	6.72%	912	5.7	6.0	6.1	6.4	6.7	7.0	7.3	7.5	7.9
50. GREEK MILIT '61	6.58	.46	6.99%	1071	5.5	5.8	6.0	6.3	6.6	6.9	7.2	7.3	7.5

METRIC VALUES	MEAN	STO DEV	COEF OF V	-V-	1ST	5TH	10TH	25TH	50TH	75TH	90TH	95TH	99TH
754. SHOULDER LENGTH-CONTINUED													
51. ITALIAN MIL.'61	16.82	1.15	6.84%	1342	14.1	14.9	15.4	16.1	16.8	17.5	18.2	18.6	19.5
59. GERMAN AVIATORS	14.20	1.67	11.76%	1006	9.3	11.2	12.1	13.3	14.3	15.3	16.1	16.7	18.0
75. LATIN AMERICANS	14.50	1.40	9.66%	1985		12.1	12.6	13.5	14.4	15.4	16.3	16.9	
83. JAPANESE PILOTS	16.12	1.51	9.37%	152		13.5	14.0	15.0	16.2	17.2	18.0	18.4	
86. R.O.K.A.F. PILOTS	15.67	1.41	9.00%	254		13.3	13.7	14.5	15.5	16.4	17.3	18.0	
90. IRANIAN MILITARY	15.74	1.02	6.48%	9414		14.2	14.5	15.0	15.7	16.4	17.1	17.6	
758. SITTING HEIGHT.....													
1. STEWARDSES 1971	87.05	2.81	3.23%	419		82.4	83.4	85.2	87.1	89.0	90.6	91.7	
3. WAS PILOTS 1942	86.50	2.60	3.01%	446		82.3	83.0	84.6	86.5	88.2	89.8	90.9	
4. AAF NURSES 1942	85.60	3.00	3.50%	152		80.9	81.7	83.4	85.7	87.6	89.6	90.5	
5. MAC SEPARATEE 1945	83.73	3.19	3.81%	7553	76.3	78.5	79.7	81.6	83.7	85.9	87.8	89.0	91.2
7. AIR FORCE WVN '68	85.60	3.17	3.70%	1905	78.7	80.4	81.5	83.4	85.6	87.8	89.7	90.9	93.1
8. WAF-NURSE OFCRS	86.23	3.19	3.70%	548	78.9	81.2	82.3	84.1	86.2	88.4	90.4	91.5	93.5
9. ENLISTED WAFS/W	85.62	3.03	3.54%	1216	79.1	80.6	81.6	83.5	85.6	87.7	89.6	90.7	92.9
10. ENLISTED WAFS/B	82.69	2.87	3.46%	131		78.6	79.3	80.8	82.6	84.7	86.8	88.1	
11. HEALTH EXAM/F '62	84.69	3.63	4.29%	3581	75.2	78.6	80.2	82.5	85.0	87.4	89.5	90.7	92.8
12. AIR-EXAM-25-44	85.61	3.30	3.85%	1155	77.3	79.9	81.3	83.5	85.9	88.1	90.1	91.4	93.7
13. AIR TRAFFIC CNTRL	91.95	3.27	3.56%	681		85.2	87.5	89.5	91.6	93.7	95.9	97.5	
14. ARMY SEPARATEE '46	90.85	3.40	3.74%	***	(85.3)	(85.3)	(88.6)	(88.6)	(93.1)	(93.1)	(96.4)	(96.4)	
15. A.A.F. CADETS '42	92.80	3.10	3.34%	2959		87.6	88.6	90.5	92.6	94.7	96.6	97.7	
16. A.A.F. GUNNERS '42	90.90	3.30	3.63%	583		83.4	86.8	89.1	91.2	93.1	94.8	95.1	
18. USAF FLY PRSNL '50	91.30	3.23	3.54%	4000	83.8	86.0	87.1	89.1	91.3	93.5	95.4	96.6	98.8
19. USAF SURVEY 1965	91.18	3.48	3.82%	3859	82.7	85.4	86.7	88.9	91.2	93.5	95.6	96.9	99.4
20. OFFICERS---1965	92.03	3.25	3.53%	549	85.0	86.8	87.8	89.7	91.9	94.2	96.3	97.5	99.5
21. ENLISTED MEN '65	90.76	3.55	3.91%	732	81.5	84.8	86.3	88.5	90.8	93.0	95.2	96.6	99.5
23. BASIC TRAINEES	91.12	3.48	3.82%	2527	82.8	85.3	86.6	88.8	91.1	93.5	95.5	96.8	99.3
24. NAVY FLYERS '64	92.15	3.16	3.43%	1529	85.1	87.0	88.1	90.0	92.1	94.2	96.2	97.4	100.0
25. USAF FLY PRSNL '67	93.18	3.18	3.41%	2420	86.2	88.1	89.2	91.0	93.1	95.3	97.4	98.6	100.6
26. STUDENT PLT '67	93.29	2.99	3.21%	505	87.3	89.7	89.6	91.1	93.1	95.3	97.4	98.6	100.3
27. RATED PILOTS '67	93.10	3.15	3.38%	1187	86.1	88.0	89.1	91.0	93.0	95.2	97.2	98.4	100.7
28. SUT NAVIGAT '67	93.64	3.44	3.67%	188		87.8	89.3	91.5	93.7	95.8	97.8	99.2	
29. RTD NAVIGAT '67	93.17	3.30	3.54%	505	86.5	87.9	88.9	90.8	93.1	95.5	97.6	98.7	100.7
30. ARMY SOLDIERS '66	90.69	3.66	4.04%	6682	82.0	84.5	85.9	88.2	90.8	93.2	95.4	96.7	99.2
31. NAVY ENLISTED '66	91.60	3.43	3.74%	4095	83.6	86.0	87.2	89.2	91.5	93.9	96.1	97.4	99.7
32. NAVY DIVERS '72	90.91	3.21	3.53%	100		85.6	86.8	88.8	90.9	93.1	95.0	95.2	
33. MARINE ENLIST '66	90.99	3.53	3.88%	2008	83.1	85.2	86.4	88.6	91.0	93.4	95.6	95.9	99.5
34. ARMY AVIATORS '59	90.44	3.22	3.56%	500		85.0	86.3	88.3	90.4	92.7	94.7	95.7	
35. ARMY HELIO STONTS	91.80	3.20	3.49%	1640		86.3	87.6	89.9	91.9	94.0	96.0	97.1	
36. ARMY AVIATORS '70	90.92	3.23	3.55%	1452	83.3	85.7	86.9	88.8	90.9	93.1	95.1	96.3	98.6
37. HEALTH EXAM/M '62	90.45	3.67	4.06%	3031	80.8	84.2	85.8	88.2	90.6	93.1	95.3	95.7	99.3
38. HLTH EX/M 25-40	91.41	3.43	3.75%	1012	82.5	85.5	86.9	89.2	91.6	94.0	96.1	97.4	99.9

ENGLISH VALUES	MEAN	STD DEV	COEF OF V	-N-	1ST	5TH	10TH	25TH	50TH	75TH	90TH	95TH	99TH
754. SHOULDER LENGTH-CONTINUED													
51. ITALIAN MIL '61	6.62	.45	6.80%	1342	5.5	5.9	6.1	6.3	6.6	6.9	7.2	7.3	7.7
59. GERMAN AVIATORS	5.59	.66	11.81%	1006	3.6	4.4	4.8	5.2	5.6	6.0	6.4	6.6	7.1
75. LATIN AMERICANS	5.70	.60	10.53%	1985		4.8	5.0	5.3	5.7	6.1	6.4	6.7	
83. JAPANESE PILOTS	6.35	.59	9.29%	152		5.3	5.5	5.9	6.4	6.8	7.1	7.2	
86. R.O.K.A.F. PILOTS	6.17	.56	9.08%	254		5.2	5.4	5.7	6.1	6.5	6.8	7.1	
90. IRANIAN MILITARY	6.20	.40	6.45%	9414		5.6	5.7	5.9	6.2	6.5	6.7	6.9	
758. SITTING HEIGHT.....													
1. STEWARDESSES 1971	34.27	1.11	3.24%	419	32.4	32.8	32.8	33.5	34.3	35.0	35.7	35.1	
3. WAS PILOTS 1942	34.00	1.00	2.94%	446	32.4	32.7	32.7	33.3	34.1	34.7	35.4	35.8	
4. AAF NURSES 1942	33.70	1.20	3.56%	152	31.8	32.2	32.2	32.8	33.7	34.5	35.3	35.6	
5. MAC SEPARATEE 1946	32.97	1.26	3.82%	7553	30.1	30.9	31.4	32.1	33.0	33.8	34.6	35.0	35.9
7. AIR FORCE WMN '68	33.70	1.25	3.71%	1905	31.0	31.7	32.1	32.8	33.7	34.6	35.3	35.8	36.6
8. WAF-NURSE OFORS	33.95	1.26	3.71%	548	31.1	32.0	32.4	33.1	33.9	34.8	35.6	36.0	36.8
9. ENLISTED WAFS/M	33.71	1.19	3.53%	1216	31.1	31.7	32.1	32.9	33.7	34.5	35.3	35.7	36.6
10. ENLISTED WAFS/B	32.64	1.13	3.46%	131	30.9	30.9	31.2	31.8	32.5	33.3	34.2	34.7	
11. HEALTH EXAM/F '62	33.34	1.43	4.29%	3591	29.6	30.9	31.6	32.5	33.5	34.4	35.2	35.7	36.5
12. ALIA-EXLE-25-40	33.71	1.30	3.86%	1155	30.5	31.5	32.0	32.9	33.8	34.7	35.5	36.0	36.9
13. AIR TRAFFIC CNTRL	36.20	1.29	3.56%	681	33.9	34.4	34.4	35.2	36.1	36.9	37.8	38.4	
14. ARMY SEPARATEE '46	35.77	1.34	3.75%	***	(33.6)	(34.9)	(34.9)	(36.7)	(37.3)	(38.0)	(38.5)	(39.0)	
15. A.A.F. CADETS '42	36.60	1.20	3.28%	2959	34.5	34.9	34.9	35.6	36.4	37.3	38.0	38.5	
16. A.A.F. GUNNERS '42	35.90	1.20	3.34%	583	33.6	34.2	34.2	35.1	35.9	36.7	37.3	37.8	
18. USAF FLY PRSNL '50	35.95	1.27	3.53%	4000	33.0	33.8	34.3	35.1	36.0	36.8	37.6	38.0	38.9
19. USAF SURVEY 1965	35.90	1.37	3.82%	3869	32.6	33.6	34.2	35.0	35.9	36.8	37.6	38.2	39.1
20. OFFICERS--1965	36.23	1.28	3.53%	549	33.5	34.2	34.6	35.3	36.2	37.1	37.9	38.4	39.2
21. ENLISTED MEN '65	35.73	1.40	3.92%	792	32.1	33.4	34.0	34.9	35.7	36.6	37.5	38.0	39.1
23. BASIC TRAINEE '65	35.68	1.37	3.82%	2527	32.6	33.6	34.1	35.0	35.9	36.8	37.6	38.1	39.1
24. NAVY FLYERS '64	36.28	1.25	3.45%	1529	33.5	34.3	34.7	35.4	36.3	37.1	37.9	38.3	39.4
25. USAF FLY PRSNL '67	36.69	1.25	3.41%	2420	33.9	34.7	35.1	35.8	36.7	37.5	38.3	38.8	39.6
26. STUDENT PLT '67	36.73	1.18	3.21%	505	34.4	34.9	35.3	35.9	36.7	37.5	38.4	38.8	39.5
27. RATED PILOTS '67	36.65	1.24	3.38%	1167	33.9	34.7	35.1	35.8	36.6	37.5	38.3	38.7	39.7
28. SOT NAVIGAT '67	36.87	1.35	3.66%	188	34.6	35.2	35.2	36.0	36.9	37.7	38.5	39.1	
29. RTO NAVIGAT '67	36.68	1.30	3.54%	505	34.1	34.6	35.0	35.7	36.7	37.6	38.4	38.9	39.7
30. ARMY SOLDIERS '66	35.70	1.44	4.03%	6682	32.3	33.3	33.8	34.7	35.7	36.7	37.6	38.1	39.1
31. NAVY ENLISTED '66	36.66	1.35	3.74%	4095	32.9	33.9	34.4	35.1	36.0	36.7	37.8	38.3	39.2
32. NAVY OIVERS '72	35.79	1.27	3.55%	130	33.7	34.2	34.2	34.9	35.8	36.7	37.4	37.9	
33. MARINE ENLIST '66	35.82	1.39	3.86%	2008	32.7	33.6	34.0	34.9	35.8	36.8	37.6	38.2	39.2
34. ARMY AVIATORS '59	35.61	1.27	3.57%	501	33.5	34.0	34.0	34.8	35.6	36.5	37.3	37.7	
35. ARMY HELIO SDNTS	36.20	1.30	3.59%	1640	34.0	34.5	34.5	35.4	36.2	37.0	37.8	38.2	
36. ARMY AVIATORS '70	35.80	1.27	3.55%	1482	33.7	34.2	34.2	35.0	35.8	36.7	37.4	37.9	
37. HEALTH EXAM/M '62	35.61	1.45	4.07%	3091	31.8	33.2	33.8	34.7	35.7	36.7	37.5	38.1	39.1
38. HLTH EX/M 25-40	35.99	1.35	3.75%	1012	32.5	33.7	34.2	35.1	36.1	37.0	37.8	38.4	39.3

METRIC VALUES	MEAN	STD DEV	COEF OF V	-V-	1ST	5TH	10TH	25TH	50TH	75TH	90TH	95TH	99TH
750. SITTING HEIGHT-CONTINUED													
39. ALAB. ENFORC. DEECB	92.27	3.34	3.62%	2992	84.6	86.8	88.0	90.0	92.3	94.5	96.5	97.8	100.4
42. GERMAN OFFC WKR/F	83.70	2.60	3.11%	1156	(79.4)	(81.9)	(85.5)	(88.0)	(92.2)	(95.5)	(98.0)	(100.0)	
44. SWEDISH CIV WOMEN	87.28	3.02	3.46%	214	(81.7)	(84.7)	(88.8)	(92.2)	(95.5)	(98.0)	(100.0)	(100.0)	
45. AUSTRALIAN PILOT/F	86.75	3.07	3.54%	35	(80.4)	(83.6)	(86.8)	(90.0)	(93.2)	(96.5)	(99.8)	(100.0)	
47. SWEDISH IND. HBZ/E	85.80	3.30	3.85%	77	(80.4)	(83.6)	(86.8)	(90.0)	(93.2)	(96.5)	(99.8)	(100.0)	
48. NATO SURVEY-60/61	89.88	3.11	3.46%	3325	82.5	84.7	85.9	87.8	89.9	92.0	93.9	95.0	97.1
49. TURKISH MIL. '60	89.74	3.14	3.50%	912	83.1	84.8	85.8	87.5	89.6	91.8	93.9	95.1	97.3
50. GREEK MILIT. '61	90.23	3.00	3.32%	1071	83.2	85.3	86.4	88.2	90.2	92.3	94.1	95.2	96.9
51. ITALIAN MIL. '61	89.69	3.16	3.52%	1342	82.1	84.3	85.5	87.6	89.7	91.8	93.7	94.8	97.1
52. BANTU MINERS	86.01	2.98	3.46%	485	81.3	83.3	85.3	87.3	89.3	91.3	93.3	95.3	97.3
53. FRENCH ARMY	91.33	3.22	3.53%	794	86.3	87.4	88.5	89.1	91.4	93.7	95.3	96.6	98.3
54. FRENCH PILOTS	93.17	3.03	3.25%	65	88.3	88.5	88.5	88.5	90.5	93.9	95.7	96.9	97.3
55. FRENCH STUD PILOT	92.30	2.96	3.21%	131	88.2	88.8	88.8	90.2	92.4	94.1	96.1	97.4	98.3
56. FRENCH NAVY - I	90.97	3.03	3.33%	212	86.0	87.0	87.0	88.7	91.3	93.0	94.9	95.0	96.0
57. FRENCH NAVY - II	91.76	3.09	3.37%	100	87.1	87.7	87.7	89.5	91.7	93.9	96.0	95.7	96.9
58. GERMAN TANKERS	91.57	3.45	3.77%	281	85.7	87.1	87.1	89.2	91.8	94.1	96.1	96.9	98.3
59. GERMAN AVIATORS	91.31	3.13	3.43%	1006	86.1	87.1	87.1	89.1	91.3	93.5	95.4	95.5	96.5
60. GERMAN 20 YR OLDS	92.10	3.30	3.58%	7144	86.6	87.9	87.9	89.8	92.1	93.8	96.3	97.6	98.3
61. GERMAN 25-40 YRS	91.90	3.20	3.48%	2643	86.8	87.6	87.6	89.8	92.1	94.0	96.1	97.2	98.3
62. CANADIAN MILIT. '64	90.26	3.37	3.73%	555	84.8	86.0	86.0	87.9	90.0	92.7	94.7	95.6	96.6
63. CANADIAN STU PLT	93.21	3.04	3.26%	590	88.6	89.4	89.4	91.1	92.9	94.9	97.0	98.5	99.5
64. CANADIAN STU OBS	93.47	3.04	3.25%	938	88.3	89.4	89.4	91.4	93.4	95.5	97.2	98.2	99.2
65. ROYAL ARMOR CORP	91.25	3.40	3.73%	500	85.5	86.6	86.6	88.8	91.2	93.8	95.4	95.4	96.4
66. ROYAL AIR FORCE	93.61	3.09	3.30%	2000	86.6	88.4	89.6	91.5	93.7	95.7	97.5	98.6	100.8
67. RAF AIRCREW	92.66	3.04	3.28%	200	87.6	88.3	88.3	90.4	92.3	94.9	96.8	97.7	98.7
68. RCAF PILOTS	93.16	3.04	3.26%	314	87.8	89.1	89.1	91.1	93.2	95.2	97.2	98.2	99.2
69. RCAF NAVIGATORS	92.81	3.30	3.56%	230	87.3	88.6	88.6	90.6	92.7	94.9	96.7	98.5	99.5
70. NEW ZEALAND AIRF.	91.11	3.28	3.60%	238	(85.7)	(88.9)	(91.5)	(93.3)	(95.5)	(97.6)	(99.8)	(100.0)	
71. AUSTRALIAN CADETS	91.90	3.60	3.92%	97	85.3	85.3	85.3	85.3	91.5	93.3	95.3	97.6	99.6
72. AUSTRALIAN RATEE	92.00	3.56	3.87%	384	(82.4)	(85.6)	(88.8)	(91.4)	(93.2)	(95.5)	(97.6)	(99.8)	
73. CZECH LUMBERMEN	87.80	3.30	3.76%	1110	82.4	82.7	84.6	86.6	88.6	90.6	92.6	94.6	96.6
75. LATIN AMERICANS	86.70	3.20	3.69%	1985	86.4	87.6	87.6	89.5	91.7	93.8	95.8	96.9	97.9
76. AUSTRALIAN PILOT/M	91.68	3.19	3.48%	75	86.5	86.5	86.5	88.5	90.5	92.5	94.5	96.5	98.5
78. SOUTH AFRICANS	91.90	3.21	3.49%	1448	85.8	86.8	86.8	88.5	90.4	92.3	94.0	95.1	96.1
80. JAPANESE AIRFORCE	90.40	2.84	3.14%	1176	85.8	86.8	86.8	88.5	90.4	92.3	94.0	95.1	96.1
81. JAPAN AF PILOTS	91.30	2.88	3.15%	210	86.8	87.7	87.7	89.4	91.3	93.2	94.9	95.9	96.9
82. JAPAN AF NAVIG	90.24	2.79	3.09%	538	85.8	86.7	86.7	88.3	90.2	92.1	93.8	94.9	95.9
83. JAPANESE PILOTS	90.78	2.62	2.89%	239	86.2	88.0	88.0	89.1	90.7	92.4	94.0	95.3	96.3
84. THAI MILITARY	86.40	3.10	3.59%	2950	81.5	82.5	82.5	84.5	86.5	88.5	90.5	91.5	92.5
85. VIETNAM MILITARY	84.94	3.23	3.80%	2124	77.5	79.6	80.7	82.7	84.9	87.2	89.1	90.3	91.3
86. R.O.K.A.F. PILOTS	90.82	2.81	3.09%	264	86.1	87.1	87.1	88.7	90.7	93.0	94.7	95.3	96.3
87. KOREAN FORCES -65	89.00	2.70	3.03%	3747	84.0	85.4	85.4	87.3	89.1	90.9	92.4	93.3	94.3

ENGLISH VALUES	MEAN	STD DEV	COEF OF V	-N-	1ST	5TH	10TH	25TH	50TH	75TH	90TH	95TH	99TH
758. SITTING HEIGHT-CONTINUED													
39. LAH. ENFORC. QEECB	36.33	1.31	3.61%	2932	33.3	34.2	34.7	35.4	36.3	37.2	38.0	38.5	39.5
42. GERMAN OFFC WKR/F	32.95	1.02	3.10%	1136	(31.3)	(32.3)	(32.3)	(32.3)	(33.6)	(33.6)	(34.6)	(34.6)	
44. SWEDISH CIV WOMEN	34.36	1.19	3.46%	214	(32.4)	(32.4)	(33.6)	(33.6)	(35.2)	(35.2)	(36.3)	(36.3)	
45. AUSTRAL'N PILOT/F	34.15	1.21	3.54%	35	32.2	32.6	32.6	33.3	34.2	35.0	35.7	35.1	
47. SWEDISH-IND. WKRC/E	33.77	1.29	3.82%	77	(31.6)	(31.6)	(32.9)	(32.9)	(34.6)	(34.6)	(35.9)	(35.9)	
48. NATO SURVEY-60/51	35.39	1.23	3.48%	3255	32.5	33.4	33.8	34.6	35.4	36.2	37.0	37.4	38.2
49. TURKISH MIL. '60	35.33	1.24	3.51%	912	32.7	33.4	33.8	34.5	35.3	36.2	37.0	37.4	38.3
50. GREEK MILIT. '61	35.52	1.18	3.32%	1071	32.8	33.6	34.0	34.7	35.5	36.3	37.1	37.5	38.1
51. ITALIAN MIL. '61	35.31	1.24	3.51%	1342	32.3	33.2	33.7	34.5	35.3	36.2	36.9	37.3	38.2
52. BANTU MINERS	33.86	1.17	3.46%	485	32.0	32.0	34.4	35.1	36.0	36.9	37.5	37.7	
53. FRENCH ARMY	35.96	1.27	3.53%	794	34.0	34.0	34.8	35.6	37.0	37.7	38.1	38.3	
54. FRENCH PILOTS	36.68	1.19	3.24%	65	34.8	34.8	35.0	35.5	36.4	37.0	37.8	38.3	
55. FRENCH STUD PILOT	36.34	1.17	3.22%	101	34.7	35.0	35.0	35.5	36.4	37.0	37.8	38.3	
56. FRENCH NAVY -I	35.81	1.19	3.32%	212	33.9	34.3	34.3	34.9	35.9	36.6	37.4	37.8	
57. FRENCH NAVY -II	36.13	1.22	3.38%	100	34.3	34.5	34.5	35.2	36.1	37.0	37.8	38.1	
58. GERMAN TANKERS	36.05	1.36	3.77%	281	33.7	34.3	34.3	35.1	36.1	37.1	37.9	38.2	
59. GERMAN AVIATORS	35.95	1.23	3.42%	1006	33.2	33.9	34.3	35.1	35.9	36.8	37.6	38.0	38.7
60. GERMAN 20 YR OLDS	36.26	1.30	3.59%	7144	34.1	34.6	34.6	35.4	36.3	36.9	37.9	38.4	
61. GERMANS/25-40 YRS	36.18	1.26	3.48%	2643	34.2	34.5	34.5	35.4	36.3	37.0	37.8	38.3	
62. CANADIAN MILIT. '64	35.53	1.33	3.74%	565	33.4	33.9	33.9	34.6	35.4	36.5	37.3	37.6	
63. CANADIAN STU PLT	36.70	1.20	3.27%	580	34.9	35.2	35.2	35.9	36.6	37.4	38.2	38.8	
64. CANADIAN STU OBS	36.80	1.20	3.26%	993	34.8	35.2	35.2	36.0	36.8	37.6	38.3	38.7	
65. ROYAL ARMOR CORP	35.93	1.34	3.73%	500	33.7	34.1	34.1	35.0	35.9	36.9	37.6	38.0	
66. ROYAL AIR FORCE	36.86	1.21	3.28%	2003	34.1	34.8	35.3	36.0	36.9	37.7	38.4	38.8	39.7
67. RAF AIRCREW	36.48	1.20	3.29%	200	34.5	34.8	34.8	35.6	36.4	37.4	38.1	38.5	
68. RCAF PILOTS	36.68	1.20	3.27%	314	34.6	35.1	35.1	35.9	36.7	37.5	38.3	38.7	
69. RCAF NAVIGATORS	36.54	1.30	3.56%	290	34.4	34.9	34.9	35.7	36.5	37.4	38.1	38.8	
70. NEW ZEALAND AIRF.	35.87	1.29	3.60%	238	(33.7)	(33.7)	(35.0)	(35.0)	(36.7)	(36.7)	(38.0)	(38.0)	
71. AUSTRALIAN CADETS	36.18	1.42	3.92%	97	33.6	33.6	33.6	35.9	36.0	37.4	38.2	38.4	
72. AUSTRALIAN RATED	36.22	1.40	3.87%	384	(32.4)	(32.4)	(33.7)	(33.7)	(35.4)	(35.4)	(36.7)	(36.7)	
73. CZECH LUMBERMEN	34.57	1.30	3.76%	2400	32.0	32.6	32.6	33.3	34.1	34.9	35.7	35.1	
75. LATIN AMERICANS	34.10	1.30	3.81%	1985	34.0	34.5	34.5	35.2	36.1	36.9	37.7	38.1	
76. AUSTRAL'N PILOT/M	36.09	1.26	3.49%	75	34.0	34.5	34.5	35.2	36.0	36.9	37.7	38.1	
78. SOUTH AFRICANS	36.18	1.26	3.48%	1448	34.1	34.2	34.2	34.8	35.6	36.3	37.0	37.4	
80. JAPANESE AIRFORCE	35.59	1.12	3.15%	1176	33.8	34.2	34.2	34.8	35.6	36.3	37.0	37.4	
81. JAPAN AF PILOTS	35.94	1.13	3.14%	210	34.2	34.5	34.5	35.2	35.9	36.7	37.4	37.8	
82. JAPAN AF NAVIG	35.53	1.10	3.10%	538	33.8	34.1	34.1	34.8	35.5	36.3	36.9	37.4	
83. JAPANESE PILOTS	35.74	1.03	2.88%	239	33.9	34.6	34.6	35.1	35.7	36.4	37.0	37.5	
84. THAI MILITARY	34.01	1.22	3.59%	2950	32.1	32.5	32.5	33.3	34.1	34.8	35.6	36.0	
85. VIETNAM MILITARY	33.44	1.27	3.80%	2124	31.3	31.8	31.8	32.6	33.4	34.3	35.1	35.5	36.3
86. R.O.K.A.F. PILOTS	35.76	1.11	3.10%	254	33.9	34.3	34.3	34.9	35.7	36.6	37.3	37.5	
87. KOREAN FORCES -65	35.04	1.06	3.03%	3747	33.1	33.6	33.6	34.4	35.1	35.8	36.4	35.7	

METRIC VALUES	MEAN	STD DEV	COEF OF V	1ST	5TH	10TH	25TH	50TH	75TH	90TH	95TH	99TH
-- -- -- -- -- PERCENTILES -- -- -- -- --												
758. SITTING HEIGHT-CONTINUED												
88.SWEDISH IND WKR/M	89.90	4.30	4.78%	87	(82.8)	(87.0)	(92.8)	(97.0)				
89.SWEDISH AVIATORS	93.97	2.98	3.17%	240	(89.1)	(92.0)	(96.0)	(98.9)				
90.IRANIAN MILITARY	87.87	3.26	3.71%	9414	82.5	83.7	85.6	87.8	90.1	92.1	93.3	
760. SITTING HEIGHT, RELAXED.....												
7.AIR FORCE WMN '68	84.28	3.25	3.86%	1905	77.1	78.9	80.0	82.0	84.3	86.5	88.5	89.7
8. WAF-NURSE OFCS	85.01	3.19	3.75%	548	77.5	79.8	81.0	82.9	85.0	87.2	89.2	90.3
9. ENLISTED WAFS/M	84.29	3.10	3.68%	1216	77.7	79.2	80.2	82.1	84.3	86.4	88.3	89.4
10. ENLISTED WAFS/B	81.26	3.12	3.84%	131	76.9	77.6	77.0	79.0	80.9	83.2	85.5	87.0
11.HEALTH EXAM/F '62	81.78	3.84	4.70%	3581	72.1	75.4	77.0	79.4	82.0	84.6	86.8	88.1
12.---HLTH-EXAM-25=50	82.62	3.55	4.30%	1165	73.9	76.6	78.0	80.3	82.8	85.3	87.4	88.7
37.HEALTH EXAM/M '62	86.39	3.68	4.26%	3091	76.9	80.2	81.7	84.1	86.6	89.1	91.4	92.8
38.---HLTH-EXAM-25=50	87.09	3.54	4.06%	1012	78.4	81.3	82.6	84.8	87.2	89.7	92.1	93.6
52.BANTU MINERS	83.87	2.85	3.40%	795	79.0	82.0	83.2	85.3	87.6	90.0	92.2	93.4
53.FRENCH ARMY	87.55	3.51	4.01%	734	82.0	87.2	88.5	90.5	93.8	94.6	95.6	
54.FRENCH PILOTS	90.86	2.94	3.24%	55	86.0	87.2	88.5	90.5	93.8	94.6	95.6	
55.FRENCH STUD PILOT	89.54	3.29	3.67%	101	84.5	85.4	85.4	81.3	89.7	91.2	93.9	94.6
56.FRENCH NAVY -I	87.25	3.40	3.90%	212	81.6	83.3	84.9	87.2	89.7	91.5	92.6	
57.FRENCH NAVY -II	89.51	3.33	3.72%	100	84.2	85.5	87.0	89.5	91.8	94.4	94.8	
68.RCAF PILOTS	91.33	3.30	3.61%	314	85.8	87.1	89.1	91.1	93.4	95.5	95.2	
69.RCAF NAVIGATORS	90.80	4.74	5.22%	290	85.0	86.3	88.1	90.4	92.9	94.7	97.0	
764. SLEEVE INSEAM.....												
2.US WOMEN-D/A 1940	42.19	2.87	6.80%	***	(37.5)	(40.1)	(43.0)	(44.1)	(46.9)			
6.WAF BASIC TR 1952	43.41	2.63	6.06%	845	38.8	39.9	41.8	43.6	45.3	46.8	47.7	
7.AIR FORCE WMN '68	44.13	2.42	5.48%	1905	38.7	40.2	41.1	42.4	44.0	45.7	47.2	48.2
8. WAF-NURSE OFCS	43.87	2.44	5.56%	548	38.1	39.8	40.7	42.2	43.9	45.5	47.0	47.9
9. ENLISTED WAFS/M	44.09	2.33	5.28%	1216	39.0	40.4	41.1	42.4	44.0	45.6	47.1	48.0
10.---ENLISTED-WAFS/B	45.70	2.49	5.45%	131	41.8	42.5	43.8	45.5	47.5	49.2	50.0	49.6
14.ARMY SEPARATEE'46	45.03	2.99	6.64%	***	(40.1)	(43.0)	(47.0)	(49.9)				
17.USAF BASIC TR '52	47.84	3.14	6.56%	3313	42.9	44.0	45.8	47.8	49.9	51.8	53.0	54.0
18.USAF FLY PRSNL'50	50.28	2.84	5.65%	4000	43.6	45.0	46.6	48.4	50.3	52.2	53.9	55.0
19.USAF SURVEY 1965	49.37	2.60	5.39%	3869	43.4	44.9	45.9	47.6	49.4	51.1	52.7	53.7
20. OFFICERS---1965	48.98	2.51	5.12%	549	43.3	44.7	45.6	47.2	49.0	50.8	52.3	53.1
21. ENLISTED MEN'65	48.82	2.73	5.59%	792	42.7	44.5	45.4	46.9	48.7	50.6	52.4	53.5
23. BASIC TRAINEE'65	49.62	2.63	5.30%	2527	43.6	45.4	46.3	47.9	49.0	51.3	53.0	54.0
24.NAVY FLYERS '64	46.52	2.37	5.09%	1529	41.2	42.7	43.5	44.9	46.5	48.2	49.7	50.6
25.USAF FLY PRSNL'67	48.54	2.56	5.27%	2420	42.7	44.4	45.3	46.8	48.5	50.2	51.9	52.8
26. STUDENT PLT '67	48.59	2.40	4.94%	505	43.2	44.7	45.5	46.9	48.6	50.2	51.7	52.6
27. RATED PILOTS'67	48.57	2.57	5.29%	1187	43.1	44.5	45.3	46.8	48.5	50.3	51.9	52.9
28. SUT NAVIGAT '67	48.38	2.69	5.56%	188	44.1	45.1	46.1	47.1	48.2	50.1	51.9	53.0
29. RIO NAVIGAT '67	48.53	2.64	5.44%	505	41.7	44.2	45.3	46.9	48.5	50.2	51.8	52.9

ENGLISH VALUES	MEAN	STD DEV	COEF OF V	-V-	PERCENTILES									
	1ST	5TH	10TH	25TH	50TH	75TH	90TH	95TH	99TH					
758. SITTING HEIGHT-CONTINUED														
88.SWEDISH IND WKR/M	35.39	1.69	4.78%	87	(32.6)	(34.3)	(36.5)	(38.2)	(38.2)					
89.SWEDISH AVIATORS	37.60	1.17	3.16%	240	(35.1)	(36.2)	(37.8)	(38.9)	(38.9)					
90.IRANIAN MILITARY	34.59	1.29	3.73%	9414	32.5	32.9	33.7	34.6	35.5	36.3	35.7			
760. SITTING HEIGHT, RELAXED.....														
7.AIR FORCE WMN '68	33.18	1.28	3.86%	1905	30.4	31.1	31.5	32.3	33.2	34.1	34.8	35.3	36.2	36.2
8. WAF-NURSE OFCRS	33.47	1.26	3.76%	548	30.5	31.4	31.9	32.6	33.5	34.3	35.1	35.6	36.4	36.4
9. ENLISTED WAFS/M	33.18	1.22	3.68%	1216	30.6	31.2	31.6	32.3	33.2	34.0	34.8	35.2	36.1	36.1
10. ENLISTED WAFS/B	31.99	1.23	3.84%	131	28.4	30.3	30.6	31.1	31.8	32.7	33.7	34.2	35.5	35.5
11.HEALTH EXAM/F '62	32.20	1.51	4.69%	3581	28.4	29.7	30.3	31.3	32.3	33.3	34.2	34.7	35.5	35.5
12.---HEALTH EXAM/E-25-50	32.53	1.40	4.30%	1165	29.1	30.2	30.7	31.6	32.6	33.6	34.4	34.9	35.8	35.8
37.HEALTH EXAM/M '62	34.01	1.45	4.26%	3031	30.3	31.6	32.2	33.1	34.1	35.1	36.0	36.5	37.5	37.5
38.---HEALTH EXAM/E-25-50	34.29	1.39	4.05%	1012	30.9	32.0	32.5	33.4	34.3	35.3	36.3	36.8	38.0	38.0
52.BANTU MINERS	33.02	1.12	3.39%	485	31.1	32.3	32.8	33.6	34.5	35.4	36.3	36.8	37.9	37.9
53.FRENCH ARMY	34.47	1.38	4.00%	794	32.3	33.9	34.3	34.8	35.6	36.9	37.2	37.6	38.2	38.2
54.FRENCH PILOTS	35.77	1.16	3.24%	65	33.3	33.3	33.6	34.0	35.3	35.9	37.0	37.2	38.2	38.2
55.FRENCH STUD PILOT	35.25	1.30	3.69%	101	32.1	32.8	33.4	34.3	35.3	36.0	36.5	37.3	38.2	38.2
56.FRENCH NAVY -I	34.35	1.34	3.90%	212	33.1	33.7	34.3	35.2	36.1	37.2	37.3	37.9	38.2	38.2
57.FRENCH NAVY -II	35.24	1.31	3.72%	100	33.8	34.3	35.1	35.9	36.8	37.6	37.9	38.2	38.2	38.2
68.RCAF PILOTS	35.96	1.30	3.62%	314	33.5	34.0	34.7	35.6	36.6	37.3	38.2	38.2	38.2	38.2
69.RCAF NAVIGATORS	35.75	1.87	5.23%	290	14.5	15.3	15.7	16.4	17.2	17.8	18.4	18.5	19.5	19.5
764. SLEEVE INSEAM.....														
2.US WOMEN-D/A 19+0	16.61	1.13	6.80%	***	(14.8)	(15.8)	(17.4)	(18.5)	(18.5)					
6.WAF BASIC TR 1952	17.09	1.03	6.03%	845	14.5	15.3	15.7	16.4	17.2	17.8	18.4	18.8	19.7	19.7
7.AIR FORCE WMN '68	17.37	.95	5.47%	1905	15.3	15.8	16.2	16.7	17.3	18.0	18.6	19.0	19.7	19.7
8. WAF-NURSE OFCRS	17.27	.96	5.56%	548	15.0	15.7	16.0	16.6	17.3	17.9	18.5	18.9	19.5	19.5
9. ENLISTED WAFS/M	17.36	.92	5.30%	1216	15.3	15.9	16.2	16.7	17.3	18.0	18.6	18.9	19.5	19.5
10.---ENLISTED WAFS/B	17.59	.98	5.45%	131	16.5	16.7	17.2	17.9	18.7	19.4	19.7	19.7	19.7	19.7
14.ARMY SEPARATEE '46	17.73	1.18	6.66%	***	(15.8)	(16.9)	(18.5)	(18.5)	(19.7)	(19.7)				
17.USAF BASIC TR '52	18.83	1.24	6.59%	3313	16.9	17.3	18.0	18.8	19.6	20.4	20.9	20.9	21.5	21.5
18.USAF FLY PRSNL '50	19.79	1.12	5.66%	4000	17.2	18.0	18.4	19.0	19.8	20.6	21.2	21.7	22.5	22.5
19.USAF SURVEY 1965	19.44	1.05	5.40%	3859	17.1	17.7	18.1	18.7	19.4	20.1	20.8	21.2	22.0	22.0
20. OFFICERS---1965	19.28	.99	5.13%	549	17.1	17.6	18.0	18.6	19.3	20.0	20.6	20.9	21.5	21.5
21. ENLISTED MEN '65	19.22	1.07	5.57%	792	16.8	17.5	17.9	18.5	19.2	19.9	20.6	21.1	21.9	21.9
23. BASIC TRAINEE '65	19.54	1.04	5.32%	2527	17.2	17.9	18.2	18.9	19.5	20.2	20.9	21.3	22.1	22.1
24.NAVY FLYERS '64	18.32	.93	5.08%	1529	16.2	16.8	17.1	17.7	18.3	19.0	19.6	19.9	20.5	20.5
25.USAF FLY PRSNL '67	19.11	1.01	5.29%	2420	16.8	17.5	17.8	18.4	19.1	19.8	20.4	20.8	21.5	21.5
26. STUDENT PLY '67	19.13	.94	4.91%	505	17.0	17.6	17.9	18.5	19.1	19.8	20.4	20.7	21.4	21.4
27. RATED PILOTS '67	19.12	1.01	5.28%	1187	17.0	17.5	17.8	18.4	19.1	19.8	20.4	20.8	21.6	21.6
28. SOT NAVIGAT '67	19.05	1.06	5.56%	188	17.4	17.4	17.8	18.3	19.0	19.7	20.4	20.9	21.6	21.6
29. RTD NAVIGAT '67	19.11	1.04	5.44%	505	16.4	17.4	17.8	18.5	19.1	19.8	20.4	20.8	21.6	21.6

METRIC VALUES	MEAN	STD DEV	COEF OF V	-V-	1ST	5TH	10TH	25TH	50TH	75TH	90TH	95TH	99TH
764. SLEEVE INSEAM-CONTINUED													
30. ARMY SOLDIERS '66	48.59	2.68	5.52%	6682	42.3	44.2	45.2	46.8	48.6	50.3	52.0	53.0	55.1
31. NAVY ENLISTED '66	48.53	2.57	5.30%	4095	42.5	44.3	45.3	46.8	48.5	50.2	51.8	52.8	54.8
33. MARINE ENLIST '66	48.31	2.51	5.20%	2008	42.7	44.3	45.1	46.6	48.2	50.0	51.6	52.6	54.3
36. ARMY AVIATORS '70	48.67	2.70	5.55%	1482	42.6	44.3	45.2	46.8	48.6	50.5	52.2	53.2	55.2
43. ENGLISH CIV. WOMEN	44.43	3.00	6.75%	4995		39.5	40.6	42.4	44.4	46.4	48.3	49.5	
48. NATO SURVEY-60/61	44.84	2.45	5.46%	3325	39.4	41.1	41.9	43.4	45.0	46.7	48.2	49.1	50.7
49. TURKISH MIL. '60	44.68	2.30	5.15%	912	39.7	41.3	42.0	43.3	44.8	46.4	48.0	48.8	50.2
50. GREEK MILIT '61	45.71	2.27	4.97%	1071	40.9	42.2	43.0	44.3	45.9	47.4	48.8	49.7	51.3
51. ITALIAN MIL. '61	44.25	2.48	5.60%	1342	39.0	40.4	41.2	42.7	44.4	46.1	47.6	48.6	50.3
52. BANTU MINERS	49.14	2.61	5.31%	485		45.0	45.0	46.3	47.9	49.5	51.0	52.0	
53. FRENCH ARMY	47.94	2.45	5.11%	794		44.4	45.0	46.5	48.0	49.1	50.5	51.1	
54. FRENCH PILOTS	48.62	1.82	3.79%	65		45.0	45.5	46.6	48.0	49.1	50.5	51.1	
55. FRENCH STUD PILOT	48.53	2.34	4.82%	101		45.1	46.0	47.0	48.4	50.1	51.5	52.1	
56. FRENCH NAVY -I	47.67	2.48	5.20%	212		44.0	44.5	46.0	47.3	49.5	51.1	51.9	
57. FRENCH NAVY -II	48.11	2.06	4.28%	100		45.0	45.5	46.5	48.0	49.7	50.7	51.1	
59. GERMAN AVIATORS	51.22	3.42	6.68%	1006	43.4	45.7	46.9	48.9	51.1	53.5	55.7	57.0	59.2
62. CANADIAN MILIT '64	45.41	2.49	5.48%	565		41.3	42.3	43.7	45.3	47.0	48.5	50.0	
68. RCAF PILOTS	50.82	2.64	5.19%	314		46.2	47.7	48.7	50.5	52.5	54.6	55.1	
69. RCAF NAVIGATORS	50.77	2.61	5.14%	290		46.7	47.4	48.7	50.5	52.8	54.3	55.3	
75. LATIN AMERICANS	46.70	2.80	6.00%	1985		42.2	43.0	44.6	46.4	48.3	50.0	51.0	
78. SOUTH AFRICANS	49.52	2.72	5.49%	1436		45.0	45.0	46.3	47.9	49.4	51.0	53.7	
83. JAPANESE PILOTS	45.17	2.16	4.78%	170		41.9	42.2	43.6	45.1	46.7	47.9	48.4	
84. THAI MILITARY	46.80	2.70	5.77%	2950		42.5	43.5	45.0	47.0	48.5	50.5	51.5	
85. VIETNAM MILITARY	44.22	2.31	5.22%	2123	39.3	40.5	41.3	42.6	44.1	45.7	47.2	48.1	50.0
86. R.O.K.A.F. PILOTS	45.14	2.41	5.34%	254		41.0	41.8	43.4	45.3	46.8	48.3	49.2	
87. KOREAN FORCES -65	45.10	2.30	5.10%	3747		41.4	42.1	43.5	45.1	46.5	48.0	48.8	
90. IRANIAN MILITARY	46.67	2.30	4.93%	9414		42.9	43.8	45.2	46.7	48.2	49.6	50.5	
91. AUSTRALIAN ARMY '69	45.47	2.29	5.04%	3695		41.4	42.4	43.9	45.5	47.0	49.0	49.5	
768. SLEEVE LENGTH SEGMENT-SPINE TO ELBOW LENGTH.....													
7. AIR FORCE WMN '68	53.32	2.41	4.52%	1905	48.0	49.4	50.3	51.7	53.3	54.9	56.4	57.3	59.4
8. WAF-NURSE OFCRS	53.86	2.38	4.42%	548	48.7	49.9	50.7	52.2	53.9	55.5	56.8	57.7	59.4
9. ENLISTED WAFS/W	53.11	2.36	4.44%	1216	47.9	49.3	50.1	51.5	53.0	54.6	56.1	57.1	59.4
10. ENLISTED WAFS/W	53.10	2.51	4.73%	131		49.2	49.9	51.3	53.0	54.7	56.4	57.4	
19. USAF SURVEY 1965	58.78	2.72	4.63%	3869	52.5	54.2	55.2	57.0	58.8	60.6	62.2	63.2	65.3
20. OFFICERS---1965	59.54	2.53	4.25%	549	54.3	55.3	56.1	57.7	59.6	61.3	62.8	63.7	65.7
21. ENLISTED MEN '65	58.55	2.76	4.71%	792	52.1	53.9	55.0	56.8	58.6	60.3	61.9	63.0	65.5
23. BASIC TRAINEES	58.69	2.73	4.65%	2527	52.5	54.2	55.2	56.8	58.7	60.6	62.2	63.2	65.0
25. USAF FLY PRSNL '67	60.57	2.62	4.33%	2420	54.8	56.4	57.3	58.8	60.5	62.3	64.0	65.0	67.0
26. STUDENT PLT '67	60.41	2.60	4.30%	505	54.5	56.2	57.1	58.6	60.3	62.1	63.9	64.9	67.0
27. RATED PILOTS '67	60.70	2.61	4.30%	1187	54.9	56.5	57.4	58.9	60.7	62.4	64.0	65.1	67.1
28. SGT NAVIGAT '67	60.45	2.76	4.57%	188		55.9	56.9	58.6	60.4	62.3	64.1	65.1	

ENGLISH VALUES	MEAN	STD DEV	COEF OF V	-V-	1ST	5TH	10TH	25TH	50TH	75TH	90TH	95TH	99TH
764. SLEEVE INSEAM-CONTINUED													
30. ARMY SOLDIERS '66	19.13	1.05	5.49%	6682	16.7	17.4	17.8	18.4	19.1	19.8	20.5	20.9	21.7
31. NAVY ENLISTED '66	19.11	1.01	5.29%	4095	16.7	17.5	17.8	18.4	19.1	19.8	20.4	20.8	21.6
33. MARINE ENLIST '66	19.02	.99	5.21%	2038	16.8	17.4	17.8	18.3	19.0	19.7	20.3	20.7	21.4
36. ARMY AVIATORS '70	19.16	1.06	5.53%	1482	17.4	17.8	18.4	18.4	19.1	19.9	20.5	21.0	
43. ENGLISH CIV-WOMEN	17.49	1.18	6.75%	4935	15.6	16.0	16.5	16.7	17.5	18.3	19.0	19.5	
48. NATO SURVEY-60/61	17.65	.96	5.44%	3325	15.5	16.2	16.5	17.1	17.7	18.4	19.0	19.3	19.9
49. TURKISH MIL '60	17.59	.90	5.12%	912	15.6	16.3	16.5	17.0	17.6	18.3	18.9	19.2	19.8
50. GREEK MILIT '61	18.00	.89	4.94%	1071	16.1	16.6	16.9	17.5	18.1	18.7	19.2	19.6	20.2
51. ITALIAN MIL '61	17.42	.98	5.63%	1342	15.3	15.9	16.2	16.8	17.5	18.2	18.8	19.1	19.8
52. BANTU MINERS	19.35	1.03	5.32%	485	17.7	17.7	17.7	18.2	18.9	19.3	20.1	21.0	
53. FRENCH ARMY	18.87	.96	5.09%	794	17.5	17.5	17.7	18.2	18.9	19.5	20.1	20.5	
54. FRENCH PILOTS	18.91	.72	3.81%	55	17.7	17.9	17.9	18.3	18.9	19.3	19.9	20.1	
55. FRENCH STUD PILOT	19.11	.92	4.81%	101	17.8	18.1	18.5	18.5	19.1	19.7	20.3	20.5	
56. FRENCH NAVY -I	18.77	.98	5.22%	212	17.3	17.5	17.5	18.1	18.6	19.5	20.1	20.4	
57. FRENCH NAVY -II	18.94	.81	4.26%	100	17.7	17.9	17.9	18.3	18.9	19.6	20.0	20.1	
59. GERMAN AVIATORS	20.17	1.35	6.69%	1006	17.1	18.0	18.5	19.2	20.1	21.1	21.9	22.4	23.3
62. CANADIAN MILIT '64	17.88	.98	5.48%	565	16.3	16.6	17.2	17.2	17.8	18.5	19.1	19.7	
68. RCAF PILOTS	20.01	1.04	5.20%	314	18.2	18.8	18.8	19.2	19.9	20.7	21.5	21.7	
69. RCAF NAVIGATORS	19.59	1.03	5.15%	290	18.4	18.7	19.2	19.2	19.9	20.8	21.4	21.8	
75. LATIN AMERICANS	18.40	1.10	5.98%	1985	16.6	16.9	16.9	17.6	18.3	19.0	19.7	20.1	
78. SOUTH AFRICANS	19.50	1.07	5.49%	1436	17.7	17.5	16.6	17.6	18.3	19.0	19.7	20.1	
83. JAPANESE PILOTS	17.78	.85	4.78%	170	16.5	16.6	16.6	17.2	17.8	18.4	18.9	19.1	
84. THAI MILITARY	18.42	1.06	5.75%	2950	15.7	17.1	17.1	17.7	18.5	19.1	19.9	20.3	
85. VIETNAM MILITARY	17.41	.91	5.23%	2123	15.5	16.0	16.3	16.8	17.4	18.0	18.6	19.0	19.7
86. R.O.K.A.F. PILOTS	17.77	.95	5.35%	254	16.1	16.5	16.5	17.1	17.8	18.4	19.0	19.4	
87. KOREAN FORCES '65	17.75	.91	5.12%	3747	16.3	16.6	16.6	17.1	17.8	18.3	18.9	19.2	
90. IRANIAN MILITARY	18.37	.91	4.95%	9414	16.9	17.2	17.2	17.8	18.4	19.0	19.5	19.9	
91. AUSTRALIAN ARMY '69	17.90	.90	5.03%	3695	16.3	16.7	16.7	17.3	17.9	18.5	19.3	19.5	
768. SLEEVE LENGTH SEGMENT-SPINE TO ELBOW LENGTH.....													
7. AIR FORCE WMN '68	20.99	.95	4.53%	1905	18.9	19.5	19.8	20.3	21.0	21.6	22.2	22.6	23.4
8. WAF-NURSE OFCS	21.21	.94	4.43%	548	19.2	19.6	20.0	20.6	21.2	21.8	22.4	22.7	23.4
9. ENLISTED WAFS/M	20.91	.93	4.45%	1216	18.8	19.4	19.7	20.3	20.9	21.5	22.1	22.5	23.4
10. ENLISTED WAES/2B	20.90	.99	4.74%	131	19.4	19.7	19.7	20.2	20.9	21.6	22.2	22.6	
19. USAF SURVEY 1965	23.14	1.07	4.62%	3859	20.7	21.4	21.8	22.4	23.2	23.9	24.5	24.9	25.7
20. OFFICERS---1965	23.44	1.00	4.27%	549	21.4	21.8	22.1	22.7	23.5	24.1	24.7	25.1	25.9
21. ENLISTED MEN '65	23.05	1.09	4.73%	792	20.5	21.2	21.6	22.4	23.1	23.8	24.4	24.8	25.8
23. BASIC TRAINEES '65	23.10	1.07	4.63%	2527	20.7	21.3	21.7	22.4	23.1	23.8	24.5	24.9	25.6
25. USAF FLY PRSNL '67	23.85	1.03	4.32%	2420	21.6	22.2	22.6	23.1	23.8	24.5	25.2	25.6	26.4
26. STUDENT PLT '67	23.78	1.02	4.29%	505	21.5	22.1	22.5	23.1	23.7	24.5	25.1	25.6	26.4
27. RATED PILOTS '67	23.90	1.03	4.31%	1187	21.6	22.2	22.6	23.2	23.9	24.6	25.2	25.6	26.4
28. SDT NAVIGAT '67	23.80	1.08	4.54%	188	22.0	22.4	22.4	23.1	23.8	24.5	25.2	25.6	

METRIC VALUES	MEAN	STD DEV	COEF OF V	-N-	1ST	5TH	10TH	25TH	50TH	75TH	90TH	95TH	99TH
-- -- -- -- -- PERCENTILES -- -- -- -- --													
768. SLEEVE LENGTH SEGMENT-SPINE TO ELBOW LENGTH-CONTINUED													
29.---BIQ_NAVIGAI-'62	60.52	2.59	4.28%	505	55.3	56.7	57.4	58.7	60.3	62.2	64.0	65.1	67.2
48.NATO SURVEY-60/61	57.68	2.52	4.37%	3325	52.2	53.6	54.5	55.9	57.6	59.4	61.0	62.0	63.9
49. TURKISH MIL.'60	57.16	2.46	4.30%	912	51.8	53.1	54.0	55.5	57.2	58.8	60.3	61.2	63.1
50. GREEK MILIT.'61	57.29	2.38	4.15%	1071	51.8	53.4	54.3	55.7	57.2	58.9	60.4	61.3	62.9
51. ITALIAN MIL.'61	58.35	2.52	4.32%	1342	52.9	54.3	55.1	56.6	58.3	60.1	61.7	62.6	64.5
59.GERMAN AVIATORS	58.64	3.12	5.32%	1006	51.2	53.5	54.6	56.5	58.6	60.8	62.7	63.8	65.4
68.RCAF PILOTS	57.48	2.84	4.94%	314	53.3	53.3	54.1	55.6	57.1	59.1	61.2	62.2	
69.RCAF NAVIGATORS	57.20	2.84	4.97%	290	53.0	53.5	54.1	55.6	56.8	58.9	61.2	62.2	
770. SLEEVE LENGTH SEGMENT-SPINE TO SCYE LENGTH.....													
7.AIR FORCE WMN '68	20.37	1.36	6.68%	1905	17.2	18.3	18.7	19.5	20.3	21.2	22.2	22.7	23.7
8. WAF-NURSE OFCRS	20.73	1.31	6.32%	548	18.0	18.7	19.1	19.8	20.7	21.6	22.5	23.0	24.0
9. ENLISTED WAFS/W	20.25	1.36	6.72%	1216	17.0	18.1	18.6	19.4	20.2	21.1	22.0	22.6	23.6
10.---ENLISTED WAFS/W	19.92	1.23	6.17%	131	18.0	18.5	18.5	19.1	19.8	20.7	21.6	22.2	
19.USAF SURVEY 1965	23.55	1.70	7.22%	3869	19.8	20.9	21.4	22.4	23.5	24.6	25.7	26.4	27.9
20. OFFICERS---1965	24.36	1.81	7.43%	549	20.7	21.5	22.0	23.1	24.3	25.6	26.7	27.4	28.8
21. ENLISTED MEN'65	23.42	1.77	7.56%	732	19.0	20.6	21.3	22.3	23.4	24.6	25.8	26.5	27.7
23. BASIC TRAINEE'65	23.41	1.59	6.79%	2527	19.8	20.8	21.4	22.3	23.4	24.5	25.4	26.1	27.4
25.USAF FLY PRSNL'67	28.45	1.81	6.36%	2420	24.3	25.5	26.1	27.2	28.4	29.7	30.8	31.5	32.7
26. STUDENT PLT '67	28.51	1.66	5.82%	505	24.7	25.8	26.4	27.4	28.5	29.7	30.7	31.3	32.2
27. RATED PILOTS'67	28.65	1.82	6.35%	1187	24.6	25.7	26.3	27.4	28.6	29.9	31.0	31.7	32.9
28. SOT NAVIGAT '67	27.70	1.97	7.11%	188	24.5	25.1	25.1	26.3	27.6	29.0	30.3	31.1	
29.---BIQ_NAVIGAI-'62	28.22	1.75	6.20%	505	24.2	25.3	25.9	27.0	28.3	29.4	30.4	31.0	32.6
48.NATO SURVEY-60/61	23.29	1.37	5.88%	3325	20.6	21.0	21.5	22.4	23.3	24.3	25.1	25.6	26.5
49. TURKISH MIL.'60	23.01	1.37	5.95%	912	19.9	20.8	21.2	22.1	23.0	24.0	24.8	25.3	26.2
50. GREEK MILIT.'61	23.19	1.39	5.99%	1071	19.9	20.9	21.4	22.3	23.2	24.1	24.9	25.4	26.4
51. ITALIAN MIL.'61	23.56	1.31	5.56%	1342	20.5	21.4	21.9	22.7	23.6	24.5	25.2	25.7	26.8
59.GERMAN AVIATORS	24.79	2.23	9.00%	1006	19.4	21.2	22.0	23.3	24.8	26.3	27.7	28.5	29.7
68.RCAF PILOTS	20.77	1.77	8.52%	314	17.7	18.2	18.2	19.8	20.5	21.8	23.1	24.1	
69.RCAF NAVIGATORS	20.80	1.77	8.51%	290	17.7	18.7	18.7	20.0	20.5	21.8	22.8	23.8	
772. SLEEVE LENGTH (SPINE TO WRIST LENGTH).....													
6.WAF BASIC TR 1952	75.80	3.98	5.25%	849	69.5	70.9	73.3	73.3	75.9	78.5	80.9	82.3	
7.AIR FORCE WMN '68	79.58	3.32	4.17%	1905	72.4	74.2	75.3	77.3	79.5	81.7	83.8	85.1	88.0
8. WAF-NURSE OFCRS	80.03	3.36	4.20%	548	72.8	74.2	75.4	77.7	80.2	82.3	84.1	85.2	88.2
9. ENLISTED WAFS/W	79.30	3.23	4.07%	1216	72.3	74.2	75.3	77.1	79.1	81.3	83.4	84.8	87.8
10.---ENLISTED WAFS/W	80.54	3.45	4.28%	131	74.9	76.1	76.1	78.1	80.4	82.9	85.1	85.4	
14.ARMY SEPARATEE'46	81.65	4.34	5.35%	***	(73.9)	(73.9)	(78.1)	(78.1)	(84.0)	(84.0)	(88.2)	(88.2)	
17.USAF BASIC TR '52	80.56	3.76	4.67%	1999	74.7	76.0	76.0	78.1	80.5	83.0	85.5	87.1	
18.USAF FLY PRSNL'50	85.35	3.76	4.41%	4000	76.5	79.1	80.5	82.8	85.4	87.9	90.1	91.6	94.4
19.USAF SURVEY 1965	88.20	3.80	4.31%	3869	79.7	82.0	83.3	85.6	88.2	90.8	93.1	94.5	97.5
20. OFFICERS---1965	88.97	3.59	4.04%	549	81.4	83.1	84.3	86.4	88.9	91.4	93.6	95.0	97.8

ENGLISH VALUES	MEAN	STD DEV	COEF OF V	1ST	5TH	10TH	25TH	50TH	75TH	90TH	95TH	99TH
768. SLEEVE LENGTH SEGMENT-SPINE TO ELBOW LENGTH-CONTINUED												
29.---BIQ-NAVIGAT-'62	23.83	1.02	4.28%	505	21.8	22.3	22.6	23.1	23.7	24.5	25.2	26.5
48.NATO SURVEY-60/61	22.71	.99	4.36%	3325	20.5	21.1	21.5	22.0	22.7	23.4	24.0	25.2
49. TURKISH MIL.'60	22.50	.97	4.31%	912	20.4	20.9	21.3	21.8	22.5	23.2	23.7	24.8
50. GREEK MILIT.'61	22.55	.94	4.17%	1071	20.4	21.0	21.4	21.9	22.5	23.2	23.8	24.1
51. ITALIAN MIL.'61	22.97	.99	4.31%	1342	20.8	21.4	21.7	22.3	23.0	23.7	24.3	24.7
59.GERMAN AVIATORS	23.09	1.23	5.33%	1006	20.1	21.1	21.5	22.2	23.1	23.9	24.7	25.1
68.RCAF PILOTS	22.63	1.12	4.95%	314	21.0	21.3	21.9	22.5	23.3	24.1	24.5	25.8
69.RCAF NAVIGATORS	22.52	1.12	4.97%	230	20.9	21.1	21.9	22.4	23.2	24.1	24.5	
770. SLEEVE LENGTH SEGMENT-SPINE TO SCYE LENGTH.....												
7.AIR FORCE WHN.'68	8.02	.53	6.61%	1905	6.8	7.2	7.4	7.7	8.0	8.4	8.7	9.3
8. WAF-NURSE OFCRS	8.16	.52	6.37%	548	7.1	7.4	7.5	7.8	8.1	8.5	8.9	9.4
9. ENLISTED WAFS/W	7.97	.53	6.65%	1216	6.7	7.1	7.3	7.6	8.0	8.3	8.7	9.3
10.---ENLISTED-WAESZB	7.84	.48	6.12%	131	7.1	7.3	7.3	7.5	7.8	8.2	8.5	8.7
19.USAF SURVEY 1965	9.27	.67	7.23%	3859	7.8	8.2	8.4	8.8	9.3	9.7	10.1	11.0
20. OFFICERS---1965	9.59	.71	7.40%	549	8.2	8.5	8.7	9.1	9.6	10.1	10.5	11.4
21. ENLISTED MEN'65	9.22	.70	7.59%	792	7.5	8.1	8.4	8.8	9.2	9.7	10.1	10.9
23. BASIC TRAINEE'65	9.22	.63	6.83%	2527	7.8	8.2	8.4	8.8	9.2	9.6	10.0	10.8
25.USAF FLY PRSNL'67	11.20	.71	6.34%	2420	9.6	10.0	10.3	10.7	11.2	11.7	12.1	12.9
26. STUDENT PLT.'67	11.22	.65	5.79%	505	9.7	10.2	10.4	10.8	11.2	11.7	12.1	12.7
27. RATED PILOTS'67	11.28	.72	6.36%	1187	9.7	10.1	10.4	10.8	11.3	11.8	12.2	12.9
28. SOT NAVIGAT.'67	10.90	.78	7.16%	188	9.7	9.9	9.9	10.4	10.9	11.4	11.9	12.2
29.---BIQ-NAVIGAT-'62	11.11	.69	6.21%	505	9.5	9.9	10.2	10.7	11.1	11.6	12.0	12.8
48.NATO SURVEY-60/61	9.17	.54	5.89%	3325	7.9	8.3	8.5	8.8	9.2	9.6	9.9	10.4
49. TURKISH MIL.'60	9.06	.54	5.96%	912	7.8	8.2	8.4	8.7	9.1	9.4	9.8	10.3
50. GREEK MILIT.'61	9.13	.55	6.02%	1371	7.8	8.2	8.4	8.8	9.2	9.5	9.8	10.4
51. ITALIAN MIL.'61	9.28	.52	5.60%	1342	8.1	8.4	8.6	9.0	9.3	9.6	9.9	10.6
59.GERMAN AVIATORS'	9.76	.88	9.02%	1010	7.6	8.3	8.7	9.2	9.8	10.4	10.9	11.7
68.RCAF PILOTS	8.18	.70	8.56%	314	7.0	7.0	7.2	7.8	8.1	8.6	9.1	9.5
69.RCAF NAVIGATORS	8.19	.70	8.55%	230	7.0	7.4	7.4	7.9	8.1	8.6	9.0	9.4
772. SLEEVE LENGTH (SPINE TO WRIST LENGTH).....												
6.WAF BASIC TR 1952	29.84	1.57	5.26%	849	26.3	27.4	27.9	28.9	29.9	30.9	31.9	33.7
7.AIR FORCE WHN.'68	31.33	1.31	4.16%	1905	28.5	29.2	29.7	30.4	31.3	32.2	33.0	33.7
8. WAF-NURSE OFCRS	31.51	1.32	4.19%	548	28.7	29.2	29.7	30.6	31.6	32.4	33.1	34.7
9. ENLISTED WAFS/W	31.22	1.27	4.07%	1216	28.5	29.2	29.6	30.3	31.2	32.0	32.9	33.6
10.---ENLISTED-WAESZB	31.71	1.36	4.29%	131	29.5	30.0	30.8	31.7	32.6	33.5	34.0	34.6
14.ARMY SEPARATEE'46	31.91	1.71	5.36%	***	(29.1)	(30.8)	(31.1)	(31.7)	(32.7)	(33.1)	(34.7)	
17.USAF BASIC TR.'52	31.72	1.48	4.67%	1939	28.4	29.4	29.9	30.7	31.7	32.7	33.7	35.2
18.USAF FLY PRSNL'50	33.60	1.48	4.40%	4000	30.1	31.1	31.7	32.5	33.6	34.6	35.5	37.2
19.USAF SURVEY 1965	34.73	1.49	4.29%	3859	31.4	32.3	32.8	33.7	34.7	35.7	36.6	38.4
20. OFFICERS---1965	35.13	1.41	4.03%	549	32.1	32.7	33.2	34.0	35.0	36.0	36.9	38.5

METRIC VALUES	MEAN	STD DEV	COEF OF V	-N-	1ST	5TH	10TH	25TH	50TH	75TH	90TH	95TH	99TH
772. SLEEVE LENGTH (SPINE TO WRIST LENGTH)-CONTINUED													
21. ENLISTED MEN*65	87.93	3.84	4.37%	732	79.3	81.7	83.1	85.4	87.9	90.4	92.8	94.4	98.2
23. BASIC TRAINEES	88.12	3.80	4.31%	2527	79.4	81.8	83.2	85.5	88.2	90.7	93.0	94.4	97.1
24. NAVY FLYERS *64	88.87	3.50	3.94%	1529	81.2	83.3	84.4	86.4	88.8	91.2	93.4	94.8	97.5
25. USAF FLY PRSNL*67	90.81	3.52	3.86%	2420	83.1	85.2	86.4	88.3	90.7	93.2	95.5	95.8	99.1
26. STUDENT PLT *67	90.85	3.43	3.78%	505	83.7	85.2	86.3	88.4	90.6	93.3	95.4	95.7	98.9
27. RATED PILOTS*67	90.92	3.52	3.87%	1187	83.0	85.3	86.5	88.6	90.9	93.2	95.4	96.8	99.4
28. SOT NAVIGAT *67	90.94	3.67	4.04%	188	84.9	86.1	88.3	90.9	93.5	95.7	97.0	97.0	99.7
29. RTO NAVIGAT *67	90.53	3.54	3.91%	505	83.6	85.3	86.2	88.0	90.2	92.8	95.3	95.3	99.7
30. ARMY SOLDIERS *66	85.84	3.96	4.61%	6682	76.6	79.4	80.8	83.2	85.7	88.4	90.9	92.4	95.3
31. NAVY ENLISTED *66	86.11	4.03	4.68%	4095	76.3	79.4	81.0	83.4	86.1	88.8	91.2	92.7	95.6
33. MARINE ENLIST *66	86.27	3.76	4.36%	2008	78.0	80.2	81.4	83.6	86.2	88.8	91.2	92.6	94.9
34. ARMY AVIATORS *59	79.55	4.29	5.39%	500	73.1	74.6	76.7	79.5	81.7	84.8	86.8	86.8	97.7
36. ARMY AVIATORS *70	88.63	3.70	4.17%	1482	80.3	82.6	83.9	86.1	88.6	91.1	93.4	94.8	97.7
46. JAPANESE CIV. MEN	68.70	2.50	3.64%	1622	(64.6)	(67.0)	(70.4)	(72.8)	(75.2)	(77.6)	(80.0)	(82.4)	(84.8)
48. NATO SURVEY-60/61	84.73	3.39	4.00%	3325	77.2	79.2	80.4	82.4	84.7	87.0	89.1	90.4	93.1
49. TURKISH MIL. *60	84.05	3.28	3.90%	912	76.6	78.7	79.9	81.8	84.0	86.2	88.3	89.6	92.3
50. GREEK MILIT *61	84.64	3.26	3.85%	1071	76.9	79.2	80.5	82.5	84.7	86.8	88.8	90.0	92.4
51. ITALIAN MIL. *61	85.27	3.48	4.08%	1342	77.8	79.6	80.8	82.9	85.2	87.6	89.8	91.1	94.0
52. BANTU MINERS	83.49	3.77	4.52%	485	73.0	75.0	76.0	78.0	80.0	82.0	84.0	86.0	88.0
53. FRENCH ARMY	84.82	3.60	4.24%	794	79.1	80.5	82.5	84.6	86.6	88.7	90.7	91.1	94.0
54. FRENCH PILOTS	86.57	2.81	3.25%	55	82.1	83.2	84.2	85.2	86.2	87.2	88.2	89.2	90.2
55. FRENCH STUD PILOT	84.92	3.80	4.47%	101	79.0	79.5	80.5	81.5	82.5	83.5	84.5	85.5	86.5
56. FRENCH NAVY -I	85.22	3.86	4.53%	212	79.0	80.5	82.5	84.5	86.5	88.5	90.5	92.5	94.5
57. FRENCH NAVY -II	86.14	3.44	3.99%	100	81.1	81.8	82.6	83.4	84.2	85.0	85.8	86.6	87.4
59. GERMAN AVIATORS	87.44	3.81	4.36%	1016	78.4	81.2	82.6	84.9	87.4	90.0	92.4	93.7	96.1
62. CANADIAN MILIT *64	85.64	3.68	4.30%	565	79.8	81.0	83.1	85.6	88.2	90.1	91.8	93.7	96.1
68. RCAF PILOTS	86.30	3.70	4.29%	314	80.5	81.7	83.0	84.3	85.6	86.9	88.2	89.5	90.8
69. RCAF NAVIGATORS	85.80	3.68	4.29%	290	80.0	80.7	81.4	82.1	82.8	83.5	84.2	84.9	85.6
75. LATIN AMERICANS	82.50	4.20	5.09%	1985	76.0	77.4	78.8	80.0	81.2	82.4	83.6	84.8	86.0
78. SOUTH AFRICANS	87.96	3.70	4.21%	1327	81.6	83.0	84.4	85.8	87.2	88.6	90.0	91.4	92.8
79. JAPANESE CIV. MEN	74.60	2.90	3.89%	1870	(69.8)	(72.5)	(75.2)	(77.9)	(80.6)	(83.3)	(86.0)	(88.7)	(91.4)
80. JAPANESE AIRFORCE	80.89	3.07	3.80%	1176	75.0	77.1	78.8	80.5	82.2	83.9	85.6	87.3	89.0
81. JAPAN AF PILOTS	81.22	2.80	3.45%	210	76.8	77.8	78.8	79.8	80.8	81.8	82.8	83.8	84.8
82. JAPAN AF NAVIG	80.90	3.15	3.89%	538	75.8	76.9	78.0	79.1	80.2	81.3	82.4	83.5	84.6
83. JAPANESE PILOTS	80.39	3.26	4.06%	138	75.2	76.2	77.2	78.2	79.2	80.2	81.2	82.2	83.2
84. THAI MILITARY	78.10	3.60	4.61%	2950	72.0	73.5	75.0	76.5	78.0	79.5	81.0	82.5	84.0
85. VIETNAM MILITARY	77.34	3.46	4.47%	2121	71.7	73.0	74.3	75.6	76.9	78.2	79.5	80.8	82.1
86. R.O.K.A.F. PILOTS	81.57	4.50	5.52%	254	75.4	76.8	78.2	79.6	81.0	82.4	83.8	85.2	86.6
87. KOREAN FORCES -65	79.40	3.40	4.28%	3747	73.5	74.9	76.3	77.7	79.1	80.5	81.9	83.3	84.7
90. IRANIAN MILITARY	82.15	3.50	4.26%	9414	76.4	77.7	79.0	80.3	81.6	82.9	84.2	85.5	86.8

ENGLISH VALUES	MEAN	STD DEV	COEF OF V	1ST	5TH	10TH	25TH	50TH	75TH	90TH	95TH	99TH
772. SLEEVE LENGTH (SPINE TO WRIST LENGTH)-CONTINUED												
21. ENLISTED MEN '65	34.62	1.51	4.36%	732	32.2	32.7	33.6	34.6	35.6	36.5	37.2	38.6
23. BASIC TRAINEE '65	34.69	1.50	4.32%	2527	31.3	32.8	33.7	34.7	35.7	36.6	37.2	38.2
24. NAVY FLYERS '64	34.99	1.38	3.94%	1929	32.0	33.2	34.0	34.9	35.9	36.8	37.3	38.4
25. USAF FLY PRSNL '67	35.75	1.39	3.89%	2420	32.7	33.6	34.8	35.7	36.7	37.6	38.1	39.0
26. STUDENT PLT '67	35.77	1.35	3.77%	505	32.9	33.6	34.8	35.8	36.7	37.6	38.1	38.9
27. RATED PILOTS '67	35.80	1.38	3.85%	1187	32.7	33.6	34.1	34.9	35.8	36.7	37.6	39.1
28. SOT NAVIGAT '67	35.80	1.45	4.05%	188	33.4	33.9	34.8	35.8	36.8	37.7	38.2	
29. RTO NAVIGAT '67	35.64	1.39	3.90%	505	32.9	33.6	34.6	35.5	36.5	37.5	38.1	39.3
30. ARMY SOLDIERS '66	33.80	1.56	4.62%	6682	30.2	31.3	32.7	33.8	34.8	35.8	36.4	37.5
31. NAVY ENLISTED '66	33.90	1.59	4.69%	4035	30.0	31.3	32.9	33.9	35.0	35.9	36.5	37.6
33. MARINE ENLIST '66	33.96	1.48	4.36%	2008	30.7	31.6	32.1	32.9	33.9	35.0	35.9	37.4
34. ARMY AVIATORS '59	31.32	1.69	5.40%	500	28.8	29.4	30.2	31.3	32.2	33.4	34.2	
36. ARMY AVIATORS '70	34.89	1.46	4.18%	1482	32.5	33.0	33.9	34.9	35.9	36.8	37.3	
46. JAPANESE CIV. MEN	27.60	1.00	3.70%	1622	(25.4)	(26.3)	(27.7)	(28.6)				
48. NATO SURVEY-60/61	33.36	1.34	4.02%	3325	30.4	31.2	31.6	32.5	33.4	34.3	35.1	36.6
49. TURKISH MIL. '60	33.09	1.29	3.90%	912	30.2	31.0	31.4	32.2	33.1	33.9	34.7	36.4
50. GREEK MILIT '61	33.32	1.28	3.84%	1071	30.3	31.2	31.7	32.5	33.3	34.2	35.0	36.4
51. ITALIAN MIL. '61	33.57	1.37	4.08%	1342	30.6	31.3	31.8	32.6	33.6	34.5	35.3	37.0
52. BANTU MINERS	32.87	1.48	4.50%	485	30.7	30.7	30.7	32.8	33.6	34.5	35.4	
53. FRENCH ARMY	33.39	1.42	4.25%	794	31.1	31.7	32.5	33.3	34.3	35.4	35.9	
54. FRENCH PILOTS	34.08	1.11	3.26%	55	32.3	32.8	33.3	34.1	34.9	35.6	35.7	
55. FRENCH STUD PILOT	33.43	1.50	4.49%	101	31.1	31.3	32.4	33.3	34.6	35.3	35.0	
56. FRENCH NAVY - I	33.55	1.52	4.53%	212	31.1	31.7	32.5	33.5	34.6	35.6	36.3	
57. FRENCH NAVY - II	33.91	1.35	3.98%	100	31.9	32.2	32.8	33.9	34.7	36.0	36.3	
59. GERMAN AVIATORS	34.43	1.50	4.36%	1006	30.9	32.0	32.5	33.4	35.5	36.4	35.9	37.8
62. CANADIAN MILIT '64	33.72	1.45	4.30%	565	31.4	31.9	32.7	33.7	34.7	35.5	36.1	
68. RCAF PILOTS	33.98	1.46	4.30%	314	31.7	32.2	33.0	33.9	34.9	35.9	36.6	
69. RCAF NAVIGATORS	33.78	1.45	4.29%	290	31.5	31.8	32.7	33.7	34.8	35.7	35.3	
75. LATIN AMERICANS	32.50	1.60	4.92%	1985	29.9	30.5	31.5	32.4	33.5	34.4	35.2	
78. SOUTH AFRICANS	34.63	1.46	4.22%	1327	32.1	32.1	32.1	34.6	(30.1)	(31.2)	37.0	
79. JAPANESE CIV. MEN	29.40	1.10	3.74%	1870	(27.6)	(28.7)	(29.6)	(30.1)	(31.2)	(32.6)	(33.4)	
80. JAPANESE AIRFORCE	31.85	1.21	3.80%	1176	29.9	30.4	31.0	31.8	32.6	33.4	33.9	
81. JAPAN AF PILOTS	31.98	1.10	3.44%	210	30.2	30.6	31.2	31.9	32.7	33.4	33.8	
82. JAPAN AF NAVIG	31.85	1.24	3.89%	538	29.8	30.3	31.0	31.9	32.7	33.5	33.9	
83. JAPANESE PILOTS	31.65	1.28	4.04%	138	29.6	30.0	30.7	31.7	32.5	33.3	33.7	
84. THAI MILITARY	30.74	1.41	4.59%	2950	28.3	28.9	29.7	30.7	31.7	32.7	33.1	
85. VIETNAM MILITARY	30.45	1.36	4.47%	2121	27.3	28.2	29.6	30.5	31.4	32.2	32.8	33.7
86. R.O.K.A.F. PILOTS	32.11	1.77	5.51%	254	29.7	30.2	31.2	32.3	33.2	34.0	34.7	
87. KOREAN FORCES -65	31.26	1.34	4.29%	3747	28.9	29.5	30.3	31.3	32.1	32.9	33.4	
90. IRANIAN MILITARY	32.34	1.38	4.27%	9414	30.1	30.6	31.4	32.3	33.3	34.1	34.6	

METRIC VALUES	MEAN	STD DEV	COEF OF V	-V-	1ST	5TH	10TH	25TH	50TH	75TH	90TH	95TH	99TH
773. SLEEVE LENGTH-POSTERIOR.....													
-2.US.WOMEN-DLA-1940	58.42	2.97	5.08%	****	(53.5)	(53.5)	55.6	(56.4)	(60.4)	(63.3)	(63.3)	(63.3)	(63.3)
41.DUTCH CIVIL WOMEN	59.55	3.06	5.14%	5001	54.4	54.4	55.6	57.5	59.6	61.6	63.4	64.7	64.7
43.ENGLISH CIV WOMEN	58.24	3.03	5.20%	4995	53.3	53.3	54.5	56.2	58.2	60.2	62.2	63.5	63.5
46.JAPANESE CIV. WOMEN	49.60	2.10	4.23%	1622	(46.1)	(46.1)	(48.2)	(48.2)	(51.0)	(51.0)	(53.1)	(53.1)	(53.1)
79.JAPANESE CIV. MEN	53.30	2.40	4.50%	1870	(49.4)	(49.4)	(51.7)	(51.7)	(54.9)	(54.9)	(57.2)	(57.2)	(57.2)
80.JAPANESE AIRFORCE	55.57	2.49	4.48%	1176	51.6	51.6	52.4	53.9	55.5	57.2	58.7	59.7	59.7
81. JAPAN AF PILOTS	56.03	2.50	4.46%	210	52.2	52.2	53.0	54.3	55.9	57.6	59.2	60.2	60.2
82. JAPAN AF NAVIG	55.65	2.46	4.42%	538	51.7	51.7	52.6	54.0	55.6	57.3	58.8	59.7	59.7
797. SPAN.....													
13.AIR TRAFFIC CNTRL	181.16	7.60	4.20%	677	168.5	168.5	171.1	175.6	180.7	186.3	190.7	193.6	193.6
15.A.A.F. CADETS '42	182.40	7.00	3.84%	2959	170.6	170.6	172.9	176.9	181.6	186.6	191.0	193.3	193.3
16.A.A.F.GUNNERS '42	178.60	7.50	4.20%	583	165.6	165.6	168.2	173.4	179.0	183.5	187.5	189.8	189.8
18.USAE-ELY-BSSNL-50	179.81	7.42	4.13%	4000	162.4	162.4	167.6	170.4	174.8	179.8	184.8	189.3	192.0
52.BANTU MINERS	176.40	.76	.43%	485	16.4	16.4	17.5	17.5	18.9	18.9	18.9	18.9	18.9
53.FRENCH ARMY	177.27	7.38	4.16%	734	165.2	165.2	168.1	172.3	177.1	182.2	187.0	190.0	190.0
54.FRENCH PILOTS	179.21	5.90	3.29%	55	170.8	170.8	171.4	174.5	179.1	183.4	186.8	189.9	189.9
55.FRENCH STUD PILOT	178.31	6.72	3.77%	101	197.6	197.6	170.3	173.5	178.3	182.1	187.6	190.4	190.4
56.FRENCH NAVY -I	176.24	7.42	4.21%	212	164.8	164.8	166.6	171.2	176.0	182.0	186.6	188.5	188.5
57.FRENCH NAVY -II	177.92	6.47	3.64%	100	167.5	167.5	169.3	173.1	177.6	183.3	185.9	188.8	188.8
65.ROYAL ARMOR CORP	178.90	7.62	4.26%	500	166.2	166.2	169.3	173.6	178.9	184.3	188.7	191.2	191.2
66.ROYAL AIR FORCE	182.80	7.34	4.02%	1938	166.4	166.4	170.7	173.3	177.8	182.8	187.6	192.0	194.9
70.NEW ZEALAND AIRF.	180.43	7.39	4.10%	238	(168.3)	(168.3)	(175.4)	(175.4)	(185.4)	(185.4)	(192.6)	(192.6)	(192.6)
73.CZECH LUMBERMEN	175.00	7.70	4.40%	1110	(162.3)	(162.3)	(169.8)	(169.8)	(180.2)	(180.2)	(187.7)	(187.7)	(187.7)
78.SOUTH AFRICANS	182.90	7.38	4.03%	1436	170.5	170.5	182.9	182.9	194.5	194.5	194.5	194.5	194.5
80.JAPANESE AIRFORCE	165.96	6.28	3.78%	1176	156.3	156.3	158.3	161.8	165.8	170.0	173.9	175.3	175.3
81. JAPAN AF PILOTS	166.75	5.72	3.43%	210	158.0	158.0	159.7	162.8	166.5	170.4	174.1	176.4	176.4
82. JAPAN AF NAVIG	166.00	6.35	3.83%	538	156.3	156.3	158.4	161.9	165.9	170.0	173.8	176.1	176.1
86.R.O.K.A.F. PILOTS	157.24	6.22	3.72%	254	157.3	157.3	159.3	162.6	167.3	171.2	175.5	178.6	178.6
798. SPAN AKIMBO.....													
3.WAS PILOTS 1942	87.00	3.60	4.14%	446	81.2	81.2	82.7	84.4	87.0	89.5	91.9	93.2	93.2
4.AAE-NURSES 1942	84.90	3.50	4.12%	150	78.5	78.5	79.7	82.9	84.9	87.0	89.5	90.9	90.9
15.A.A.F. CADETS '42	94.70	3.90	4.12%	2959	88.1	88.1	89.3	91.8	94.2	97.0	99.5	101.0	101.0
16.A.A.E.GUNNERS '42	92.70	4.10	4.42%	583	85.4	85.4	87.0	89.8	92.8	95.4	97.4	98.9	98.9
61.GERMANS/25-40 YRS	93.50	4.00	4.28%	2643	87.3	87.3	88.6	90.8	93.6	96.1	98.4	100.7	100.7
65.ROYAL ARMOR CORP	95.21	4.42	4.64%	500	88.1	88.1	89.6	91.9	95.1	98.3	100.8	102.5	102.5
67.RAF AIRCREW	97.18	4.05	4.15%	200	91.0	91.0	92.3	94.5	97.4	100.2	102.4	104.1	104.1
801. SPHYRION HEIGHT.....													
1.SIEMARDESSES-1971	6.89	.61	8.85%	420	5.9	5.9	6.1	6.3	6.5	6.9	7.3	7.7	7.9
19.USAF SURVEY 1965	6.64	.63	9.49%	3859	5.2	5.6	5.9	6.2	6.6	7.1	7.5	7.7	8.1

ENGLISH VALUES	MEAN	STD DEV	COEF OF V	-N-	1ST	5TH	10TH	25TH	50TH	75TH	90TH	95TH	99TH
773. SLEEVE LENGTH-POSTERIOR.....													
-2.US-WOMEN-DCA-1940	23.00	1.17	5.09%	***	(21.1)	(22.2)	(23.8)	(24.9)					
41.DUTCH CIVIL WOMEN	23.45	1.20	5.12%	5001	21.4	21.9	22.6	23.5	24.3	25.0	25.5		
43.ENGLISH CIV WOMEN	22.93	1.19	5.19%	4935	21.0	21.4	22.1	22.9	23.7	24.5	25.0		
46.JAPANESE-CIV-WMN	19.60	.80	4.08%	1622	(18.3)	(19.1)	(20.1)	(21.6)	(22.5)	(23.5)	(24.5)		
79.JAPANESE-CIV. MEN	21.00	.90	4.29%	1870	(19.5)	(20.4)	(21.6)	(22.5)	(23.1)	(23.5)	(23.7)		
80.JAPANESE AIRFORCE	21.88	.98	4.48%	1176	20.3	20.6	21.2	21.9	22.5	23.1	23.5		
81. JAPAN AF PILOTS	22.06	.98	4.44%	210	20.6	20.9	21.4	22.0	22.7	23.3	23.7		
82. JAPAN AF NAVIS	21.91	.97	4.43%	538	20.4	20.7	21.3	21.9	22.6	23.1	23.5		
797. SPAN.....													
13.AIR TRAFFIC CNTRL	71.33	2.99	4.19%	577	66.4	67.4	69.1	71.1	73.3	75.1	76.2		
15.A.A.F. CADETS '42	71.80	2.80	3.90%	2959	67.2	68.0	69.7	71.5	73.5	75.2	76.1		
16.A.A.F.GUNNERS '42	70.30	2.90	4.13%	583	65.2	66.2	68.2	70.5	72.2	73.8	74.7		
18.USA-ELY-PBSNL-50	70.79	2.92	4.12%	4000	66.0	67.1	68.8	70.8	72.8	74.5	75.6		77.5
52.BANTU MINERS	69.44	2.98	4.29%	485	64.5	66.2	67.8	69.7	71.7	73.6	74.4		
53.FRENCH ARMY	69.79	2.91	4.17%	734	65.0	66.2	67.8	69.7	71.7	73.6	74.4		
54.FRENCH PILOTS	70.56	2.32	3.29%	55	67.2	67.5	68.7	70.5	72.2	73.5	74.8		
55.FRENCH STUD PILOT	70.20	2.65	3.77%	101	66.8	67.0	68.3	70.2	71.7	73.9	75.0		
56.FRENCH NAVY -I	69.39	2.92	4.21%	212	64.9	65.6	67.4	69.3	71.7	73.5	74.2		
57.FRENCH NAVY -II	70.05	2.55	3.64%	100	65.9	66.7	68.1	69.9	72.2	73.2	74.3		
65.ROYAL ARMOR CORP	70.43	3.00	4.26%	500	65.4	66.7	68.3	70.4	72.6	74.3	75.3		
66.ROYAL AIR FORCE	71.97	2.89	4.02%	1998	65.5	67.2	68.3	70.0	72.0	73.9	75.6		79.1
70.NEW ZEALAND AIRF.	71.04	2.91	4.10%	238	(66.3)	(69.1)	(73.0)	(75.8)	(78.9)	(82.0)	(85.1)		
73.CZECH LUMBERMEN	68.90	3.03	4.40%	2400	(63.9)	(66.9)	(70.9)	(75.9)	(80.9)	(85.9)	(90.9)		
78.SOUTH AFRICANS	72.01	2.91	4.04%	1436	67.1	68.3	69.7	71.5	73.3	75.1	76.6		
80.JAPANESE AIRFORCE	65.34	2.47	3.78%	1176	61.5	62.3	63.7	65.3	66.9	68.5	69.4		
81. JAPAN AF PILOTS	65.65	2.25	3.43%	210	62.2	62.9	64.1	65.6	67.1	68.5	69.4		
82. JAPAN AF NAVIG	65.35	2.50	3.83%	538	61.5	62.4	63.7	65.3	66.9	68.4	69.3		
86.R.O.K.A.F. PILOTS	65.84	2.45	3.72%	254	61.9	62.7	64.0	65.9	67.4	69.1	70.3		
798. SPAN AKIMBO.....													
3.WAS PILOTS 1942	34.30	1.40	4.08%	446	32.0	32.6	33.2	34.2	35.2	36.2	36.7		
-4.AABE-NUBSES-1942	33.46	1.40	4.19%	150	30.9	31.4	32.6	33.4	34.3	35.2	35.8		
15.A.A.F. CADETS '42	37.30	1.60	4.29%	2959	34.7	35.1	36.1	37.1	38.1	39.2	39.7		
16.A.A.E.GUNNERS-42	36.50	1.60	4.38%	583	33.6	34.3	35.3	36.5	37.5	38.3	38.9		
61.GERMANS/25-40 YRS	36.61	1.57	4.27%	2643	34.4	34.9	35.7	36.9	37.8	38.7	39.6		
65.ROYAL ARMOR CORP	37.48	1.74	4.64%	500	34.7	35.3	36.2	37.4	38.7	39.7	40.4		
67.RAF AIRCREW	38.42	1.59	4.14%	200	35.8	36.4	37.2	38.3	39.5	40.3	41.0		
801. SPHYRION HEIGHT.....													
-1.SIEMEN-1921	2.71	.24	8.86%	420	2.3	2.4	2.6	2.7	2.9	3.0	3.1		
19.USAF SURVEY 1965	2.62	.25	9.54%	3859	2.0	2.2	2.3	2.5	2.6	2.8	2.9		3.2

METRIC VALUES	MEAN	STD DEV	COEF OF V	1ST	5TH	10TH	25TH	50TH	75TH	90TH	95TH	99TH
601. SPHYRION HEIGHT-CONTINUED												
20. OFFICERS---1965	6.75	.65	9.63%	5.2	5.7	5.9	6.3	6.8	7.2	7.6	7.8	8.2
21. ENLISTED MEN '65	6.62	.60	9.36%	5.1	5.6	5.9	6.2	6.6	7.0	7.4	7.6	8.1
23. BASIC-IRAINEE65	6.63	.63	9.50%	5.2	5.6	5.8	6.2	6.6	7.1	7.5	7.7	8.1
42. SWEDISH-IND-MS82E	7.00	.20	2.86%	(6.7)	(6.7)	(6.9)	(6.9)	(7.1)	(7.1)	(7.3)	(7.3)	
48. NATO SURVEY-60/61	7.14	.60	8.46%	5.9	6.2	6.4	6.7	7.1	7.6	7.9	8.1	8.4
49. TURKISH MIL. '60	6.93	.57	8.23%	5.7	6.1	6.2	6.6	6.9	7.3	7.7	7.9	8.3
50. GREEK MILIT. '61	7.07	.57	8.06%	5.9	6.2	6.4	6.7	7.1	7.5	7.8	8.0	8.4
51. ITALIAN MIL. '61	7.33	.58	7.91%	6.0	6.4	6.6	6.9	7.4	7.7	8.0	8.2	8.8
88. SWEDISH IND WKR/M	7.50	.20	2.67%	(7.2)	(7.2)	(7.4)	(7.4)	(7.6)	(7.6)	(7.8)	(7.8)	
605. STATURE.....												
1. STEWARDESSES 1971	166.25	4.85	2.92%	158.7	160.0	162.7	166.1	169.7	172.9	174.8		
2. US WOMEN-D/A 1940	160.43	6.30	3.93%	(150.1)	(150.1)	(156.2)	(156.2)	(164.7)	(164.7)	(170.8)		
3. WAS PILOTS 1942	164.80	5.20	3.16%	156.6	157.9	161.0	164.9	168.0	171.9	173.6		
4. AAF NURSES 1942	161.30	5.40	3.35%	152.7	154.4	157.4	161.3	165.0	167.8	171.4		
5. WAC SEPARATEE1946	162.22	6.01	3.70%	148.6	152.4	154.5	158.1	162.1	166.2	170.0	172.3	176.6
6. WAF BASIC TR 1952	162.74	5.94	3.65%	153.2	155.0	158.3	162.4	166.8	170.7	173.3		
7. AIR FORCE WMN '68	162.10	6.00	3.70%	149.5	152.4	154.3	157.8	162.0	166.2	169.9	172.1	176.5
8. WAF-NURSE OFCRS	162.77	6.20	3.81%	149.1	152.3	154.5	158.5	162.9	167.0	170.6	172.8	177.5
9. ENLISTED WAFS/M	161.92	5.89	3.64%	149.6	152.6	154.4	157.7	161.7	165.8	169.7	172.0	176.3
10. ENLISTED WAFS/B	161.30	5.79	3.59%	152.3	153.7	156.8	161.0	165.5	169.4	171.5		
11. HEALTH EXAM/F '62	160.28	6.57	4.10%	144.5	149.5	152.0	156.0	160.5	164.9	168.9	171.3	175.3
12. MILIT EXCE-25-40	161.67	6.27	3.88%	147.5	151.3	153.6	157.5	161.9	166.1	169.8	171.9	175.9
13. AIR TRAFFIC CNTRL	176.67	6.35	3.59%	163.4	163.4	168.9	172.0	176.6	180.9	184.4	187.0	
14. ARMY SEPARATEE '46	173.81	6.32	3.64%	(163.4)	(163.4)	(169.5)	(169.5)	(178.1)	(178.1)	(184.2)		
15. A.A.F. CADETS '42	176.30	6.10	3.46%	166.1	168.0	171.4	175.7	179.9	183.8	185.9		
16. A.A.F. GUNNERS '42	172.50	6.30	3.65%	161.0	163.9	168.2	172.4	176.6	180.1	182.3		
17. USAF BASIC TR '52	174.09	6.62	3.80%	163.2	165.5	169.8	174.1	178.5	182.5	184.8		
18. USAF FLY PRSNTL '50	175.56	6.16	3.51%	161.3	165.4	167.7	171.5	175.6	179.6	183.4	185.7	190.6
19. USAF SURVEY 1965	175.28	6.56	3.74%	160.2	164.6	166.9	170.8	175.2	179.7	183.7	186.2	190.8
20. OFFICERS---1965	177.10	6.36	3.59%	163.5	166.4	168.5	172.5	177.2	181.6	185.3	187.3	190.8
21. ENLISTED MEN '65	174.72	6.73	3.85%	159.0	163.9	166.4	170.3	174.6	178.9	183.2	186.1	192.5
23. BASIC TRAINEE65	175.07	6.49	3.71%	160.0	164.4	166.7	170.6	175.0	179.4	183.5	185.8	190.1
24. NAVY FLYERS '64	177.64	5.92	3.33%	165.3	168.2	170.0	173.4	177.5	181.8	185.6	187.7	191.3
25. USAF FLY PRSNTL '67	177.34	6.19	3.49%	163.2	167.2	169.4	173.1	177.3	181.5	185.4	187.7	191.8
26. STUDENT PLT '67	177.52	5.84	3.29%	164.7	168.1	170.1	173.4	177.3	181.5	185.3	187.5	191.3
27. RATED PILOTS '67	177.39	6.18	3.48%	162.8	167.4	169.6	173.3	177.3	181.5	185.3	187.6	191.7
28. SDT NAVIGAT '67	177.95	6.15	3.46%	167.6	170.1	173.9	177.9	182.0	186.0	188.3		
29. RTD NAVIGAT '67	176.99	6.50	3.67%	163.1	166.6	168.7	172.3	176.7	181.4	185.7	188.2	192.9
30. ARMY SOLDIERS '66	174.52	6.61	3.79%	158.9	163.8	166.2	170.1	174.4	178.9	183.0	185.6	190.3
31. NAVY ENLISTED '66	175.33	6.53	3.72%	160.6	165.0	167.2	170.9	175.1	179.7	184.0	186.5	191.0
32. NAVY DIVERS '72	176.22	5.98	3.39%	160.4	164.6	168.6	172.2	176.2	180.3	183.9	186.1	

ENGLISH VALUES	MEAN	STD DEV	COEF OF V	-N-	1ST	5TH	10TH	25TH	50TH	75TH	90TH	95TH	99TH
801. SPHYRION HEIGHT-CONTINUED													
20. OFFICERS---1965	2.66	.26	9.77%	549	2.0	2.2	2.3	2.5	2.7	2.8	3.0	3.1	3.2
21. ENLISTED MEN#65	2.60	.24	9.23%	792	2.0	2.2	2.3	2.5	2.6	2.8	2.9	3.0	3.2
23. BASIC TRAINEE#65	2.61	.25	9.58%	2527	2.0	2.2	2.3	2.4	2.6	2.8	2.9	3.0	3.2
47. SWEDISH IND WKR#62	2.75	.07	2.55%	77	(2.6)	(2.7)	(2.8)	(2.9)	
48. NATO SURVEY-60/61	2.61	.23	8.19%	3325	2.3	2.5	2.5	2.7	2.8	3.0	3.1	3.2	3.3
49. TURKISH MIL.#60	2.73	.22	8.06%	912	2.3	2.4	2.5	2.6	2.7	2.9	3.0	3.1	3.3
50. GREEK MILIT.#61	2.78	.22	7.91%	1071	2.3	2.4	2.5	2.6	2.8	2.9	3.1	3.1	3.3
51. ITALIAN MIL.#61	2.88	.23	7.99%	1342	2.4	2.5	2.6	2.7	2.9	3.0	3.1	3.2	3.5
88. SWEDISH IND WKR/M	2.95	.07	2.37%	87	(2.8)	(2.9)	(3.0)	(3.1)	
805. STATURE.....													
1. STEWARDESSES 1971	65.45	1.91	2.92%	422	(59.1)	62.5	63.0	64.1	65.4	66.8	68.1	68.8
2. US WOMEN-O/A 1940	63.16	2.48	3.93%	***	(59.1)	61.7	62.2	63.4	64.9	66.1	67.7	68.3
3. WAS PILOTS 1942	64.90	2.10	3.24%	447	60.1	60.8	60.8	62.0	63.5	64.9	66.1	67.5	
4. AAF NURSES 1942	63.50	2.10	3.31%	152	58.5	60.0	60.8	62.2	63.8	65.5	66.9	67.8	69.5
5. MAC SEPARATEE#1946	63.87	2.37	3.71%	7553	59.3	60.3	61.0	62.3	64.0	65.7	67.2	68.2	69.9
6. WAF BASIC TR 1952	64.07	2.34	3.65%	651	58.9	60.0	60.8	62.1	63.8	65.4	66.9	67.8	69.5
7. AIR FORCE MMN #68	63.62	2.36	3.71%	1905	58.7	60.0	60.8	62.1	63.7	65.3	66.8	67.7	69.4
8. WAF-NURSE OFCRS	64.08	2.44	3.81%	548	58.9	60.1	60.8	62.1	63.7	65.3	66.8	67.7	69.4
9. ENLISTED WAFS/M	63.75	2.32	3.64%	1216	60.0	60.5	60.5	61.7	63.4	65.2	66.7	67.5	
10. ENLISTED WAFS/B	63.50	2.28	3.59%	131	56.9	58.9	59.8	61.4	63.2	64.9	66.5	67.4	69.0
11. HEALTH EXAM/F #62	63.10	2.59	4.10%	3581	58.1	59.6	50.5	62.0	63.8	65.4	66.8	67.7	69.3
12. ALIEN EXE-25-40	63.65	2.47	3.88%	1155	(64.3)	65.5	66.5	67.7	69.5	71.2	72.6	73.6
13. AIR TRAFFIC CNTRL	69.56	2.50	3.59%	878	(64.3)	(66.8)	(70.1)	(72.5)	
14. ARMY SEPARATEE#46	68.43	2.49	3.64%	***	65.4	65.4	66.1	67.5	69.2	70.8	72.4	73.1	
15. A.A.F. CADETS #42	69.40	2.40	3.46%	2959	63.4	64.5	64.5	66.2	67.9	69.5	70.9	71.7	
16. A.A.F. GUNNERS #42	67.90	2.50	3.68%	583	62.5	64.2	65.1	66.8	68.6	70.3	71.9	72.7	74.7
17. USAF BASIC TR #52	68.54	2.61	3.81%	3331	63.5	65.1	66.0	67.5	69.1	70.7	72.2	73.1	75.0
18. USAF FLY PRSNL#50	69.12	2.43	3.52%	4000	63.1	64.8	65.7	67.3	69.0	70.7	72.3	73.3	75.1
19. USAF SURVEY 1965	69.01	2.58	3.74%	3659	64.4	65.5	66.3	67.9	69.8	71.5	73.0	73.8	75.1
20. OFFICERS---1965	69.72	2.50	3.59%	549	62.6	64.5	65.5	67.1	68.7	70.4	72.1	73.3	75.8
21. ENLISTED MEN#65	68.79	2.65	3.85%	792	63.0	64.7	65.7	67.2	68.9	70.7	72.2	73.2	74.9
23. BASIC TRAINEE#65	68.93	2.55	3.70%	2527	65.1	66.2	66.9	68.3	69.9	71.6	73.1	73.9	75.3
24. NAVY FLYERS #64	69.94	2.33	3.33%	1529	64.3	65.9	66.7	68.1	69.8	71.5	73.0	73.9	75.5
25. USAF FLY PRSNL#67	69.82	2.44	3.49%	2420	64.8	66.2	67.0	68.3	69.8	71.5	72.9	73.8	75.3
26. STUDENT PLT #67	59.89	2.30	3.29%	505	64.1	65.9	66.8	68.2	69.8	71.5	73.0	73.9	75.5
27. RATED PILOTS#67	69.84	2.43	3.48%	1187	66.0	67.0	68.0	69.0	70.0	71.0	72.0	73.0	74.2
28. SOT NAVIGAT #67	70.06	2.42	3.45%	188	64.2	65.6	66.4	67.9	69.6	71.4	73.1	74.1	75.9
29. RTD NAVIGAT #67	69.68	2.56	3.67%	505	62.6	64.5	65.4	67.0	68.7	70.4	72.1	73.1	74.9
30. ARMY SOLDIERS #66	68.71	2.60	3.76%	6682	63.2	65.0	65.8	67.3	69.0	70.7	72.4	73.4	75.2
31. NAVY ENLISTED #66	69.03	2.57	3.72%	4095	65.5	66.4	66.4	67.8	69.4	71.0	72.4	73.3	
32. NAVY DIVERS #72	69.38	2.36	3.40%	100									

METRIC VALUES	MEAN	STD DEV	COEF OF V	-N-	1ST	5TH	10TH	25TH	50TH	75TH	90TH	95TH	99TH
805. STATURE-CONTINUED													
33. MARINE ENLIST '66	174.56	6.31	3.61%	2008	161.3	164.5	166.5	170.1	174.4	176.8	182.9	185.4	190.0
34. ARMY AVIATORS '59	176.52	5.71	3.23%	500	167.1	169.4	172.4	176.2	180.5	184.1	186.1		
35. ARMY HELIO STONTS	176.90	6.10	3.45%	1640	165.5	168.7	172.7	177.0	181.0	184.8	187.0		
36. ARMY AVIATORS '70	174.50	6.33	3.63%	1482	160.5	164.2	166.4	170.3	174.6	178.8	182.6	185.0	190.2
37. HEALTH EXAM/M '62	173.24	6.89	3.98%	3091	156.5	161.8	164.6	169.0	173.6	178.1	182.0	184.4	189.1
38. HLTH EX/M 25-40	175.04	6.74	3.85%	1012	158.3	164.1	166.8	171.0	175.3	179.6	183.5	185.0	191.0
39. LAW-ENFORCE-DEECB	178.17	5.70	3.20%	2989	166.5	169.2	170.9	174.1	177.8	181.8	185.5	187.8	192.6
41. DUTCH CIVIL WOMEN	162.55	6.51	4.00%	5001		151.8	154.3	158.2	162.5	166.8	170.8	173.4	
42. GERMAN OFFC WKR/F	153.40	6.90	4.22%	1150		(152.0)	(158.7)		(168.1)		(174.8)		
43. ENGLISH CIV WOMEN	160.13	6.59	4.12%	4935		149.5	151.7	155.6	160.2	164.4	168.6	171.2	
44. SWEDISH CIV WOMEN	164.67	5.11	3.71%	215		(154.6)	(160.5)		(168.8)		(174.7)		
45. AUSTRAL'N PILOT/F	165.71	6.65	4.01%	35		154.7	157.2	161.3	165.6	170.2	174.2	176.8	
46. JAPANESE CIV. WMN	153.20	4.80	3.13%	1622		(145.3)	(150.0)		(156.4)		(161.1)		
47. SWEDISH IND-WKRZE	164.20	6.20	3.78%	77		(154.0)	(160.0)		(168.4)		(174.4)		
48. NATO SURVEY-60/61	170.22	6.01	3.53%	3325	157.3	160.4	162.5	166.1	170.2	174.3	177.9	180.2	184.7
49. TURKISH MIL. '60	169.31	5.71	3.37%	912	157.9	160.6	162.2	165.1	169.0	173.2	177.1	179.2	182.2
50. GREEK MILIT '61	170.50	5.87	3.44%	1071	157.4	160.9	163.0	166.5	170.5	174.4	178.0	180.2	184.8
51. ITALIAN MIL. '61	170.62	6.24	3.66%	1342	157.0	160.2	162.4	166.3	170.7	174.9	178.5	180.8	185.8
52. BANTU MINERS	168.75	5.99	3.55%	485		159.5		168.4			179.2		
53. FRENCH ARMY	172.37	6.37	3.70%	734		162.4	164.2	168.0	172.1	176.5	180.6	183.7	
54. FRENCH PILOTS	175.60	5.30	3.02%	65		166.9	168.0	172.4	175.8	179.2	182.2	184.6	
55. FRENCH STUD PILOT	174.28	5.41	3.10%	101		166.1	167.6	170.5	173.8	178.6	181.8	182.5	
56. FRENCH NAVY -I	171.64	6.18	3.60%	212		162.2	163.6	167.2	171.5	176.3	179.8	181.8	
57. FRENCH NAVY -II	173.64	6.02	3.47%	100		164.5	166.0	169.0	173.5	178.0	181.7	183.0	
58. GERMAN TANKERS	175.17	6.08	3.47%	300		165.1	167.2	171.3	174.8	179.4	183.3	185.2	
59. GERMAN AVIATORS	176.66	6.18	3.50%	1006	163.2	166.8	168.8	172.3	176.5	180.9	184.8	187.1	190.8
60. GERMAN 20 YR OLDS	175.80	6.50	3.70%	7144		165.2	167.5	171.3	175.8	180.1	184.2	186.7	
61. GERMANS/25-40 YRS	174.50	6.20	3.55%	2643		164.5	167.0	170.0	174.5	178.5	182.0	185.2	
62. CANADIAN MILIT '64	175.05	6.32	3.61%	565		164.8	167.5	170.8	174.7	179.4	183.2	185.2	
63. CANADIAN STU PLT	175.51	6.09	3.47%	580		165.8	167.8	171.7	175.5	179.5	182.1	185.9	
64. CANADIAN STU OBS	177.03	5.84	3.30%	998		167.3	169.4	172.7	176.7	180.8	184.9	187.1	
65. ROYAL ARMOR CORP	174.05	6.29	3.61%	500		163.6	166.0	170.0	173.9	178.4	182.0	184.0	
66. ROYAL AIR CREW	177.44	6.21	3.50%	2303	163.8	167.4	169.5	173.2	177.4	181.6	185.4	187.8	192.6
67. RAF PILOTS	176.96	6.13	3.46%	200		166.1	168.3	172.8	177.0	181.0	184.4	185.1	
68. RCAF PILOTS	177.44	6.09	3.43%	314		167.8	169.6	173.4	177.2	181.8	185.4	187.9	
69. RCAF NAVIGATORS	176.68	6.52	3.69%	230		165.1	168.1	171.9	176.5	181.3	185.9	187.7	
70. NEW ZEALAND AIRF.	176.95	6.48	3.66%	238		(166.3)	(172.6)		(181.3)		(187.6)		
71. AUSTRALIAN CADETS	176.60	6.20	3.51%	37		166.5		176.9			187.2		
72. AUSTRALIAN RATED	176.80	6.60	4.86%	384		168.2		177.6			186.9		
73. CZECH LUMBERMEN	158.20	8.00	4.76%	1110		(155.0)	(162.8)		(173.6)		(181.4)		
75. LATIN AMERICANS	167.00	5.90	3.53%	1985	157.4	159.1	162.1	166.1	170.0	174.1	176.8		
76. AUSTRAL'N PILOT/M	177.14	6.42	3.62%	75	166.6	168.9	172.7	177.1	181.4	185.4	187.7		

ENGLISH VALUES	MEAN	STD DEV	COEF OF V	-V-	1ST	5TH	10TH	25TH	PERCENTILES	75TH	90TH	95TH	99TH
805. STATURE-CONTINUED													
33. MARINE ENLIST '66	68.72	2.48	3.61%	2008	63.5	64.8	65.6	67.0	68.7	70.4	72.0	73.0	74.8
34. ARMY AVIATORS '59	59.50	2.25	3.24%	500		65.8	66.7	67.9	69.4	71.1	72.5	73.3	
35. ARMY HELIO STENTS	69.70	2.40	3.44%	1640		65.6	66.4	68.0	69.7	71.3	72.8	73.6	
36. ARMY AVIATORS '70	68.72	2.49	3.62%	1482		64.6	65.5	67.0	68.7	70.4	71.9	72.8	
37. HEALTH EXAM/M '62	68.21	2.71	3.97%	3091	61.6	63.7	64.8	66.5	68.4	70.1	71.7	72.6	74.5
38. HLTH EX/M 25-40	68.91	2.65	3.85%	1012	62.3	64.6	65.7	67.3	69.0	70.7	72.2	73.2	75.2
39. LAW ENFORCE-DECR	70.11	2.24	3.19%	2989	65.6	66.6	67.3	68.5	70.0	71.6	73.0	74.0	75.8
41. DUTCH CIVIL WOMEN	64.00	2.56	4.00%	5001		59.8	60.7	62.3	64.0	65.7	67.3	68.3	
42. GERMAN OFFC WKR/F	64.33	2.72	4.23%	1156		(59.9)	(59.7	(62.5)	(66.2)	(66.2)	(68.8)		
43. ENGLISH CIV WOMEN	63.04	2.59	4.11%	4995		58.9	59.7	61.2	63.1	64.7	66.4	67.4	
44. SWEDISH CIV WOMEN	64.83	2.40	3.70%	215		(60.9)	(60.9)	(63.2)	(66.4)	(66.4)	(68.8)		
45. AUSTRAL 'N PILOT/F	65.24	2.62	4.02%	35		60.9	61.9	63.5	65.2	67.0	68.6	69.6	
46. JAPANESE CIV. WMN	60.30	1.90	3.15%	1622		(57.2)	(57.2)	(59.0)	(61.6)	(61.6)	(63.4)		
47. SWEDISH-INO-WBZE	64.64	2.44	3.77%	77		(60.6)	(60.6)	(63.0)	(66.3)	(66.3)	(68.7)		
48. NATO SURVEY-60/61	67.62	2.37	3.54%	3325	61.9	63.2	64.0	65.4	67.0	68.6	70.1	70.9	72.7
49. TURKISH MIL. '60	66.66	2.25	3.38%	912	62.2	63.2	63.9	65.0	66.5	68.2	69.7	70.6	71.7
50. GREEK MILIT '61	67.13	2.31	3.44%	1071	62.0	63.3	64.2	65.6	67.1	68.7	70.1	71.0	72.8
51. ITALIAN MIL. '61	67.17	2.46	3.66%	1342	61.8	63.1	63.9	65.5	67.2	68.8	70.3	71.2	73.1
52. BANTU MINERS	66.44	2.36	3.55%	485		62.8			66.3		70.6		
53. FRENCH ARMY	67.86	2.51	3.70%	794		63.9	64.6	66.1	67.8	69.5	71.1	72.3	
54. FRENCH PILOTS	69.13	2.09	3.02%	65		65.7	66.1	67.9	69.2	70.6	71.7	72.7	
55. FRENCH STUD PILOT	68.61	2.13	3.10%	101		65.4	66.0	67.1	69.4	70.3	71.6	71.9	
56. FRENCH NAVY -I	67.57	2.43	3.60%	212		63.9	64.4	65.8	67.5	69.4	70.8	71.6	
57. FRENCH NAVY -II	68.36	2.37	3.47%	100		64.8	65.4	66.5	68.3	70.1	71.5	72.0	
58. GERMAN TANKERS	68.96	2.39	3.47%	300		65.0	65.8	67.4	68.8	70.6	72.2	72.9	75.1
59. GERMAN AVIATORS	69.55	2.43	3.49%	1000	64.3	65.7	66.5	67.8	69.5	71.2	72.8	73.7	
60. GERMAN 20 YR OLDS	69.21	2.56	3.70%	7144		65.0	65.9	67.4	69.2	70.9	72.5	73.5	
61. GERMANS/25-40 YRS	68.70	2.44	3.55%	2643		64.8	65.7	66.9	68.7	70.3	71.7	72.9	
62. CANADIAN MILIT '64	58.92	2.49	3.61%	565		64.9	65.9	67.3	68.8	70.6	72.1	72.9	
63. CANADIAN STU PLT	59.10	2.40	3.47%	580		65.3	66.1	67.0	69.1	70.7	71.7	73.2	
64. CANADIAN STU OBS	59.70	2.30	3.30%	998		65.9	66.7	68.0	69.6	71.2	72.8	73.7	
65. ROYAL ARMOR CORP	68.52	2.49	3.62%	500		64.4	65.4	66.9	68.5	70.2	71.7	72.4	
66. ROYAL AIR FORCE	69.66	2.45	3.51%	2000	64.5	65.9	66.7	68.2	69.9	71.5	73.0	73.9	75.8
67. RAF AIRCREW	69.67	2.42	3.47%	200		65.4	66.3	68.0	69.7	71.3	72.6	73.3	
68. RCAF PILOTS	69.86	2.40	3.44%	314		65.4	66.3	68.0	69.7	71.3	72.6	73.0	
69. RCAF NAVIGATORS	69.56	2.57	3.69%	290		65.1	66.8	68.3	69.8	71.0	73.0	74.0	
70. NEW ZEALAND AIRF.	69.67	2.55	3.66%	238		65.4	66.2	67.7	69.5	71.4	73.2	73.9	
71. AUSTRALIAN CADETS	69.53	2.44	3.51%	97		(65.5)	(65.5)	(67.9)	(71.4)	(71.4)	(73.9)		
72. AUSTRALIAN RATED	69.61	3.39	4.87%	384		65.6			69.6		73.7		
73. CZECH LUMBERMEN	66.22	3.15	4.76%	2400		(61.0)	(61.0)	(64.1)	(68.3)	(68.3)	(71.4)		
75. LATIN AMERICANS	55.70	2.30	3.50%	1985		62.0	62.6	63.8	65.4	66.9	68.5	69.6	
76. AUSTRAL 'N PILOT/M	69.74	2.53	3.63%	75		65.6	66.5	68.0	69.7	71.4	73.0	73.9	

METRIC VALUES	MEAN	STD DEV	COEF OF V	-N-	1ST	5TH	10TH	25TH	50TH	75TH	90TH	95TH	99TH
805. STATURE-CONTINUED													
77. FRENCH YOUNG MEN	171.99	6.06	3.52%	2000	(162.0)	(167.9)	(176.1)	(182.0)					
78. SOUTH AFRICANS	175.31	6.20	3.54%	1447	164.4								
79. JAPANESE CIV. MEN	165.30	5.80	3.51%	1870	(155.8)	(161.4)	(169.2)	(174.8)					
80. JAPANESE AIRFORCE	165.69	5.32	3.21%	1176	157.8	159.4	162.2	165.7	169.3	172.8	175.0		
81. JAPAN AF PILOTS	167.35	5.12	3.06%	210	159.7	161.2	163.9	167.1	170.5	173.9	175.9		
82. JAPAN AF NAVIG	165.68	5.27	3.18%	538	157.9	159.4	162.1	165.4	169.0	172.4	174.6		
83. JAPANESE PILOTS	156.69	4.80	2.88%	239	159.4	161.0	163.6	166.7	169.7	173.0	175.0		
84. THAI MILITARY	153.40	5.30	3.24%	2950	155.0	157.0	160.0	163.5	167.0	170.0	172.0		
85. VIETNAM MILITARY	160.43	5.46	3.40%	2129	148.6	152.0	153.8	157.0	160.7	164.5	167.9	169.9	173.2
86. R.O.K.A.F. PILOTS	168.66	4.61	2.73%	264	159.6	161.6	163.7	165.6	171.6	173.6	173.7		
87. KOREAN FORCES -65	165.20	4.90	2.97%	3747	156.7	158.8	161.8	165.3	168.4	171.6	173.0		
88. SWEDISH IND WKRM	174.10	6.80	3.91%	87	(162.9)	(169.5)	(178.7)	(185.3)					
89. SWEDISH AVIATORS	178.61	5.62	3.15%	240	(169.4)	(174.8)	(182.4)	(187.9)					
90. IRANIAN MILITARY	166.85	5.77	3.46%	9414	157.5	159.6	162.9	166.7	170.7	174.4	176.6		
91. AUSTRALIAN ARMY69	173.74	6.10	3.51%	3695	164.1	166.1	168.9	173.0	178.1	181.6	183.9		
808. STATURE AS REPORTED BY SUBJECT.....													
7. AIR FORCE WMN *58	164.38	6.16	3.75%	1905	151.6	154.3	156.2	159.9	164.3	168.7	172.5	174.7	178.7
8. WAF-NURSE OFCRS	164.85	6.39	3.88%	548	151.2	153.9	156.1	160.3	165.0	169.4	173.2	175.4	179.8
9. ENLISTED WAFS/W	164.23	6.08	3.70%	1216	151.8	154.5	156.3	159.8	164.0	168.4	172.3	174.5	178.2
10. ENLISTED-WAES/B	164.01	5.69	3.47%	131	154.8	156.5	159.8	163.9	168.1	171.6	173.4		
19. USAF SURVEY 1905	177.06	5.82	3.85%	3859	160.9	165.6	168.2	172.5	177.2	181.7	185.8	188.2	192.9
20. OFFICERS---1965	178.45	6.34	3.55%	549	164.7	167.5	169.7	173.9	178.7	183.0	186.5	189.5	192.4
21. ENLISTED MEN*65	176.79	6.91	3.91%	732	161.0	165.3	167.8	172.1	176.9	181.4	185.6	188.2	193.9
23. BASIC TRAINEE65	176.85	6.85	3.87%	2527	160.2	165.3	167.9	172.3	177.0	181.6	185.7	188.1	192.7
25. USAF FLY PRSNL*67	176.74	6.01	3.40%	2420	162.7	166.7	168.9	172.6	176.8	180.9	184.5	186.8	191.1
26. STUDENT PLT *67	177.16	5.73	3.23%	505	164.1	167.5	169.6	173.2	177.2	181.2	184.7	186.6	190.1
27. RATED PILOTS*67	176.77	5.94	3.36%	1187	163.1	166.8	169.0	172.7	176.9	180.8	184.3	186.6	191.2
28. SUT NAVIGAT *67	177.39	6.15	3.47%	198	160.7	169.3	173.3	177.5	181.7	185.3	187.5		
29. RTO NAVIGAT *67	176.20	6.31	3.58%	505	162.1	165.9	168.1	171.7	176.0	180.5	184.7	187.2	191.8
30. ARMY SOLDIERS *66	177.31	6.89	3.89%	6682	160.6	165.9	168.5	172.7	177.3	182.0	186.2	188.7	193.0
31. NAVY ENLISTED *66	177.54	6.79	3.82%	4035	161.5	166.3	168.8	173.0	177.6	182.2	186.3	188.7	193.2
33. MARINE ENLIST *66	178.20	6.58	3.69%	2008	164.0	167.2	169.4	173.6	178.3	182.9	186.7	188.9	193.2
36. ARMY AVIATORS *70	177.98	6.50	3.65%	1492	164.0	167.7	170.1	174.1	178.6	183.0	186.9	189.3	194.0
811. STATURE, MAXIMUM.....													
7. AIR FORCE WMN *68	152.75	6.02	3.70%	1905	150.0	152.9	154.9	158.5	162.6	166.8	170.5	172.8	177.5
8. WAF-NURSE OFCRS	163.42	6.24	3.82%	548	149.7	152.9	155.1	159.1	163.5	167.7	171.3	173.6	178.6
9. ENLISTED WAFS/W	152.56	5.89	3.62%	1216	150.2	153.2	155.0	158.4	162.3	166.5	170.2	172.5	177.0
10. ENLISTED-WAES/B	162.02	5.83	3.60%	131	153.0	154.5	157.5	161.6	166.2	170.2	172.2		
65. ROYAL ARMOR CORP	173.66	6.25	3.59%	500	(163.6)	(169.6)	(178.1)	(184.1)					

ENGLISH VALUES	MEAN	STD DEV	COEF OF V	1ST	5TH	10TH	25TH	50TH	75TH	90TH	95TH	99TH
-- -- -- -- -- PERCENTILES -- -- -- -- --												
805. STATUS-CONTINUED												
77.FRENCH YOUNG MEN	67.71	2.39	3.53% 2030	(63.8)	(66.1)	(69.3)	(71.6)					
78.SOUTH AFRICANS	69.02	2.44	3.54% 1477	(61.5)	(63.6)	(66.6)	(68.7)					
79.JAPANESE CIV. MEN	65.10	2.20	3.38% 1870									
80.JAPANESE AIRFORCE	65.31	2.09	3.20% 1176	62.1	62.8	63.9	65.2	66.7	68.0	69.9		
81. JAPAN AF PILOTS	65.89	2.02	3.07% 210	62.9	63.5	64.5	65.8	67.1	68.5	69.3		
82. JAPAN AF NAVIG	65.23	2.07	3.17% 538	62.2	62.8	63.8	65.1	66.5	67.9	68.7		
83.JAPANESE PILOTS	65.70	1.89	2.88% 239	62.8	63.4	64.4	65.6	66.8	68.1	68.9		
84.THAI MILITARY	64.33	2.08	3.23% 2930	61.0	61.8	63.0	64.4	65.7	66.9	67.7		
85.VIETNAM MILITARY	63.16	2.15	3.40% 2129	58.5	59.8	60.5	61.8	63.3	64.8	66.1	66.9	68.2
86.R.O.K.A.F. PILOTS	66.40	1.81	2.73% 254	62.9	63.6	64.4	66.0	67.5	68.4	68.4		
87.KOREAN FORCES -65	65.04	1.93	2.97% 3747	61.7	62.5	63.7	65.1	66.3	67.6	68.1		
88.SWEDISH INF WKR/H	68.54	2.67	3.90% 87	(64.1)	(66.7)	(70.3)	(72.9)					
89.SWEDISH AVIATORS	70.32	2.21	3.14% 240	(66.7)	(68.8)	(71.8)	(74.0)					
90.IRANIAN MILITARY	65.89	2.27	3.46% 9414	62.0	62.8	64.1	65.6	67.2	68.6	69.5		
91.AUSTRALIAN ARMY69	68.40	2.40	3.51% 3695	64.6	65.4	66.5	68.1	70.1	71.5	72.4		
806. STATUS AS REPORTED BY SUBJECT.....												
7.AIR FORCE WMN '68	64.72	2.43	3.75% 1905	59.7	60.7	61.5	63.0	64.7	66.4	67.9	68.8	70.3
8. WAF-NURSE OFCS	64.90	2.51	3.87% 548	59.5	60.6	61.5	63.1	65.0	66.7	68.2	69.0	70.8
9. ENLISTED WAFS/W	64.66	2.39	3.70% 1216	59.8	60.8	61.6	62.9	64.6	66.3	67.8	68.7	70.2
10.--ENLISTED-WAESCB	64.57	2.24	3.47% 131	61.0	61.6	62.9	64.5	66.2	67.5	68.3		
19.USAF SURVEY 1965	69.71	2.69	3.86% 3859	63.3	65.2	66.2	67.9	69.8	71.6	73.1	74.1	75.9
20. OFFICERS---1965	70.25	2.50	3.56% 549	64.9	66.0	66.8	68.5	70.3	72.1	73.4	74.2	75.8
21. ENLISTED MEN'65	69.60	2.72	3.91% 792	63.4	65.1	66.1	67.8	69.6	71.4	73.1	74.1	76.3
23. BASIC TRAINEE65	69.62	2.70	3.88% 2527	63.1	65.1	66.1	67.8	69.7	71.5	73.1	74.1	75.9
25.USAF FLY PRSNL'67	69.58	2.37	3.41% 2420	64.1	65.6	66.5	68.0	69.6	71.2	72.7	73.5	75.2
26. STUDENT PLT '67	69.75	2.26	3.24% 505	64.6	66.0	66.8	68.2	69.8	71.4	72.7	73.5	74.8
27. RATED PILOTS'67	69.60	2.34	3.36% 1187	64.2	65.7	66.5	68.0	69.6	71.2	72.6	73.5	75.3
28. SOT NAVIGAT '67	69.84	2.42	3.47% 188		65.6	66.6	68.2	69.9	71.5	73.0	73.8	
29. RTD NAVIGAT '67	69.37	2.48	3.58% 505	63.8	65.3	66.2	67.6	69.3	71.1	72.7	73.7	75.5
30.ARMV SOLDIERS '66	69.81	2.71	3.88% 6682	63.2	65.3	66.4	68.0	69.8	71.7	73.3	74.3	76.0
31.NAVY ENLISTED '66	69.90	2.67	3.82% 4095	63.6	65.5	66.5	68.1	69.9	71.7	73.3	74.3	76.1
33.MARINE ENLIST '66	70.16	2.59	3.69% 2008	64.6	65.8	66.7	68.3	70.2	72.0	73.5	74.4	76.1
36.ARMV AVIATORS '70	70.07	2.56	3.65% 1492	66.0	67.0	68.0	69.5	70.3	72.0	73.6	74.5	
811. STATUS, MAXIMUM.....												
7.AIR FORCE WMN '68	64.07	2.37	3.70% 1905	59.1	60.2	61.0	62.4	64.0	65.7	67.1	68.0	69.9
8. WAF-NURSE OFCS	64.34	2.46	3.82% 548	58.9	60.2	61.1	62.6	64.4	66.0	67.5	68.4	70.3
9. ENLISTED WAFS/W	64.00	2.32	3.63% 1216	59.1	60.3	61.0	62.3	63.9	65.5	67.0	67.9	69.7
10.--ENLISTED-WAESCB	63.79	2.30	3.61% 131	60.2	60.8	62.0	63.6	65.4	67.0	67.8		
65.ROYAL ARMOR CORP	68.45	2.46	3.59% 500	(64.4)	(66.8)	(70.1)	(72.5)					

METRIC VALUES	MEAN	STD DEV	COEF OF V	N	1ST	5TH	10TH	25TH	50TH	75TH	90TH	95TH	99TH
815. STOMION TO TOP OF HEAD.....													
7. AIR FORCE WMN '68	17.83	1.12	6.28%	1905	15.3	16.1	16.4	17.1	17.8	18.5	19.3	19.7	20.7
8. WAF-NURSE OFCRS	17.98	1.13	6.28%	548	15.6	16.1	16.5	17.2	18.0	18.7	19.4	19.8	20.7
9. ENLISTED WAFS/W	17.69	1.07	6.05%	1216	15.2	16.0	16.4	17.0	17.7	18.4	19.1	19.5	20.6
10. ENLISTED WAFS/W	18.44	1.23	6.67%	131	16.5	16.9	17.6	18.4	19.2	20.0	20.5		
19. USAF SURVEY 1965	18.23	.84	4.61%	3859	16.2	16.9	17.2	17.7	18.2	18.8	19.3	19.6	20.2
20. OFFICERS---1965	18.05	.92	5.10%	549	16.0	16.5	16.9	17.4	18.1	18.7	19.2	19.6	20.2
21. ENLISTED MEN '65	18.19	.89	4.89%	732	15.9	16.7	17.1	17.6	18.2	18.8	19.4	19.7	20.2
23. BASIC TRAINEES	18.28	.80	4.38%	2527	16.4	17.0	17.3	17.7	18.3	18.8	19.3	19.6	20.2
25. USAF FLY PRSNL '67	18.37	1.00	5.44%	2420	16.1	16.7	17.1	17.7	18.4	19.0	19.7	20.0	20.7
26. STUDENT PLT '67	18.58	.99	5.33%	505	16.4	17.0	17.3	17.9	18.5	19.2	19.9	20.3	21.1
27. RATED PILOTS '67	18.28	1.00	5.47%	1187	16.1	16.7	17.0	17.6	18.3	18.9	19.6	20.0	20.7
28. SOT NAVIGAT '67	18.27	.92	5.04%	188	16.8	17.0	17.6	18.3	18.9	19.5	19.8		
29. RTD NAVIGAT '67	18.41	.99	5.38%	505	16.1	16.8	17.1	17.7	18.4	19.1	19.7	20.0	20.5
32. NAVY DIVERS--72--	18.31	1.27	6.94%	100	16.2	16.7	17.5	18.3	19.2	19.9	20.4		
48. NATO SURVEY-60/61	17.93	.85	4.74%	3099	16.0	16.5	16.8	17.4	17.9	18.5	19.0	19.4	19.9
49. TURKISH MIL '60	17.86	.90	5.04%	686	15.6	16.4	16.8	17.3	17.8	18.4	19.0	19.4	20.0
50. GREEK MILIT '61	18.11	.84	4.64%	1071	16.1	16.7	17.0	17.5	18.1	18.7	19.2	19.5	20.0
51. ITALIAN MIL '61	17.82	.81	4.52%	1342	16.0	16.5	16.8	17.3	17.8	18.4	18.9	19.2	19.8
59. GERMAN AVIATORS	17.93	1.22	6.80%	1006	15.2	15.9	16.3	17.1	17.9	18.8	19.5	19.9	20.6
821. STRAP LENGTH.....													
5. WAC SEPARATES 1946	71.50	6.40	8.95%	7563	60.1	62.8	64.2	66.9	70.5	75.1	80.1	83.6	90.9
6. WAF BASIC TR 1952	62.80	3.88	6.18%	851	56.6	57.8	57.8	60.0	62.5	65.1	67.7	69.3	
7. AIR FORCE WMN '68	65.22	3.92	6.01%	1905	56.7	59.2	60.4	62.5	64.9	67.7	70.4	72.1	75.2
8. WAF-NURSE OFCRS	66.46	4.15	6.24%	543	58.6	60.1	61.2	63.4	66.2	69.2	72.0	73.7	76.8
9. ENLISTED WAFS/W	64.88	3.63	5.69%	1216	56.8	59.0	60.2	62.3	64.7	67.2	69.7	71.2	74.3
10. ENLISTED WAFS/W	63.35	3.62	5.71%	131	57.1	58.6	58.6	61.0	63.4	65.5	67.5	69.1	
825. SUBNASALE-SELLION LENGTH.....													
1. STEWARDESSES 1971	4.75	.32	6.74%	423		4.3	4.4	4.6	4.8	5.0	5.2	5.3	
7. AIR FORCE WMN '68	4.55	.41	9.01%	1905	3.6	3.9	4.0	4.3	4.5	4.8	5.1	5.2	5.6
8. WAF-NURSE OFCRS	4.69	.41	8.74%	548	3.7	4.0	4.2	4.4	4.7	5.0	5.2	5.4	5.6
9. ENLISTED WAFS/W	4.50	.39	8.67%	1216	3.6	3.9	4.0	4.3	4.5	4.7	5.0	5.1	5.6
10. ENLISTED WAFS/W	4.43	.39	8.80%	131	3.8	3.9	3.9	4.2	4.4	4.7	4.9	5.1	
19. USAF SURVEY 1965	5.10	.37	7.25%	3859	4.2	4.5	4.6	4.9	5.1	5.3	5.6	5.7	6.0
20. OFFICERS---1965	5.20	.38	7.31%	549	4.3	4.6	4.7	4.9	5.2	5.5	5.7	5.8	6.1
21. ENLISTED MEN '65	5.10	.36	7.06%	732	4.3	4.5	4.7	4.9	5.1	5.3	5.6	5.7	5.9
23. BASIC TRAINEES	5.07	.36	7.10%	2527	4.2	4.5	4.6	4.8	5.1	5.3	5.6	5.7	6.0
25. USAF FLY PRSNL '67	5.13	.37	7.21%	2420	4.2	4.5	4.7	4.9	5.1	5.4	5.6	5.7	6.0
26. STUDENT PLT '67	5.08	.36	7.09%	505	4.2	4.5	4.6	4.8	5.1	5.3	5.5	5.7	6.0
27. RATED PILOTS '67	5.18	.37	7.14%	1187	4.3	4.6	4.7	4.9	5.2	5.4	5.7	5.8	6.1
28. SOT NAVIGAT '67	5.01	.37	7.39%	108		4.4	4.5	4.8	5.0	5.3	5.5	5.6	

ENGLISH VALUES		STD DEV	MEAN	COEF OF V	-N-	1ST	5TH	10TH	25TH	50TH	75TH	90TH	95TH	99TH
PERCENTILES														
815. STOMION TO TOP OF HEAD.....														
7. AIR FORCE WMN '68	7.02	.44		6.27% 1905		6.0	6.3	6.5	6.7	7.0	7.3	7.6	7.8	8.1
8. WAF-NURSE OFCRS	7.08	.45		6.36% 548		6.2	6.4	6.5	6.8	7.1	7.4	7.6	7.8	8.2
9. ENLISTED WAFS/W	6.96	.42		6.03% 1216		6.0	6.3	6.4	6.7	7.0	7.2	7.5	7.7	8.1
10. ENLISTED WAESZB	7.26	.49		6.75% 131			6.5	6.7	6.9	7.3	7.6	7.9	8.1	
19. USAF SURVEY 1965	7.18	.33		4.66% 3859		6.4	6.6	6.8	7.0	7.2	7.4	7.6	7.7	8.0
20. OFFICERS---1965	7.11	.36		5.16% 549		6.3	6.5	6.6	6.9	7.1	7.4	7.6	7.7	8.0
21. ENLISTED MEN'65	7.16	.35		4.89% 732		6.3	6.6	6.7	6.9	7.2	7.4	7.6	7.8	8.0
23. BASIC TRAINEE65	7.20	.32		4.44% 2527		5.5	6.7	6.8	7.0	7.2	7.4	7.6	7.7	8.0
25. USAF FLY PRSNL'67	7.23	.39		5.39% 2420		6.4	6.6	6.7	7.0	7.2	7.5	7.7	7.9	8.2
26. STUDENT PLT '67	7.31	.39		5.34% 505		6.5	6.7	6.8	7.0	7.3	7.6	7.8	8.0	8.3
27. RATED PILOTS'67	7.20	.39		5.42% 1187		6.3	6.6	6.7	6.9	7.2	7.5	7.7	7.9	8.2
28. SOT NAVIGAT '67	7.19	.36		5.01% 188		6.6	6.7	6.7	6.9	7.2	7.5	7.7	7.8	
29. RTD NAVIGAT '67	7.25	.39		5.38% 505		6.3	6.6	6.7	7.0	7.3	7.5	7.8	7.9	8.1
32. NAVY DIVERS '72--	7.21	.50		6.93% 100		6.4	6.4	6.6	6.9	7.2	7.5	7.9	8.0	
48. NATO SURVEY-60/61	7.06	.34		4.82% 3099		6.3	6.5	6.6	6.8	7.1	7.3	7.5	7.6	7.8
49. TURKISH MIL '60	7.03	.35		4.98% 686		6.2	6.5	6.6	6.8	7.0	7.3	7.5	7.6	7.9
50. GREEK MILIT '61	7.13	.33		4.63% 1071		6.4	6.6	6.7	6.9	7.1	7.4	7.6	7.7	7.9
51. ITALIAN MIL '61	7.02	.32		4.56% 1342		6.3	6.5	6.6	6.8	7.0	7.2	7.4	7.6	7.8
59. GERMAN AVIATORS	7.06	.48		6.80% 1006		6.0	6.3	6.4	6.7	7.1	7.4	7.7	7.8	8.1
821. STRAP LENGTH.....														
5. WAF SEPARATEE1946	28.15	2.52		8.95% 7553		23.7	24.7	25.3	26.3	27.8	29.6	31.6	32.9	35.8
6. WAF BASIC TR 1952	24.72	1.53		6.19% 851		21.3	22.3	22.8	23.6	24.6	25.6	26.6	27.3	28.7
7. AIR FORCE WMN '68	25.68	1.54		6.00% 1905		22.3	23.3	23.8	24.6	25.6	26.7	27.7	28.4	29.6
8. WAF-NURSE OFCRS	26.16	1.64		6.27% 548		23.1	23.7	24.1	25.0	26.1	27.2	28.3	29.0	30.2
9. ENLISTED WAFS/W	25.54	1.45		5.68% 1210		22.4	23.2	23.7	24.5	25.5	26.5	27.4	28.0	29.3
10. ENLISTED WAFS/B	24.94	1.42		5.69% 131			22.5	23.1	24.0	25.0	25.8	26.6	27.2	
825. SUBNASALE-SELLION LENGTH.....														
1. STEWARDESSES 1971	1.87	.13		6.95% 423			1.7	1.7	1.8	1.9	2.0	2.1	2.1	
7. AIR FORCE WMN '68	1.79	.16		8.94% 1905		1.4	1.5	1.6	1.7	1.8	1.9	2.0	2.1	2.2
8. WAF-NURSE OFCRS	1.85	.16		8.65% 548		1.4	1.6	1.6	1.7	1.8	2.0	2.1	2.1	2.2
9. ENLISTED WAFS/W	1.77	.15		8.47% 1216		1.4	1.5	1.6	1.7	1.8	1.9	2.0	2.0	2.2
10. ENLISTED WAESZB	1.75	.15		8.57% 131			1.5	1.6	1.7	1.8	1.8	1.9	2.0	
19. USAF SURVEY 1965	2.01	.14		6.97% 3859		1.7	1.8	1.8	1.9	2.0	2.1	2.2	2.3	2.4
20. OFFICERS---1965	2.05	.15		7.32% 549		1.7	1.8	1.9	1.9	2.0	2.1	2.2	2.3	2.4
21. ENLISTED MEN'65	2.01	.14		8.97% 732		1.7	1.8	1.8	1.9	2.0	2.1	2.2	2.3	2.3
23. BASIC TRAINEE65	2.00	.14		7.00% 2527		1.7	1.8	1.8	1.9	2.0	2.1	2.2	2.2	2.4
25. USAF FLY PRSNL'67	2.02	.15		7.43% 2420		1.7	1.8	1.8	1.9	2.0	2.1	2.2	2.3	2.4
26. STUDENT PLT '67	2.00	.14		7.00% 505		1.7	1.8	1.8	1.9	2.0	2.1	2.2	2.2	2.4
27. RATED PILOTS'67	2.04	.14		6.86% 1187		1.7	1.8	1.8	1.9	2.0	2.1	2.2	2.3	2.4
28. SOT NAVIGAT '67	1.97	.15		7.61% 138			1.7	1.8	1.9	2.0	2.1	2.2	2.3	2.4

METRIC VALUES	MEAN	STD DEV	COEF OF V	-V-	1ST	5TH	10TH	25TH	50TH	75TH	90TH	95TH	99TH
625. SUBNASALE-SELLION LENGTH-CONTINUED													
22A---BIQ-NAVIGAL-62	5.14	.37	7.20%	505	4.2	4.5	4.7	4.9	5.2	5.4	5.6	5.7	6.1
48.NATO SURVEY-60/61	5.25	.34	6.48%	3325	4.5	4.7	4.8	5.0	5.2	5.5	5.7	5.9	6.1
49. TURKISH MIL.'60	5.41	.36	6.65%	912	4.6	4.8	5.0	5.2	5.4	5.6	5.9	5.0	6.3
50. GREEK MILIT '61	5.15	.32	6.20%	1071	4.4	4.7	4.8	5.0	5.2	5.4	5.6	5.7	6.0
51. ITALIAN MIL.'61	5.21	.31	5.95%	1342	4.5	4.7	4.8	5.0	5.2	5.4	5.6	5.8	6.0
53.FRENCH ARMY	5.49	.39	7.10%	733		4.8	5.0	5.2	5.5	5.7	6.0	6.1	
54.FRENCH PILOTS	5.73	.40	6.98%	55		5.1	5.2	5.4	5.7	6.0	6.3	6.4	
55.FRENCH STUD PILOT	5.60	.39	6.96%	101		5.0	5.1	5.3	5.6	5.8	6.1	6.3	
56.FRENCH NAVY -I	5.57	.37	6.64%	212		5.0	5.1	5.3	5.6	5.8	6.0	6.2	
57.FRENCH NAVY -II	5.73	.40	6.98%	103		4.9	5.2	5.5	5.7	6.0	6.3	5.4	
59.GERMAN AVIATORS	5.15	.43	9.32%	1006	4.2	4.4	4.6	4.8	5.1	5.5	5.8	5.0	6.4
627. SUBNASALE TO TOP OF HEAD.....													
7-AIR FORCE WMN '68	15.91	1.10	6.91%	1905	13.5	14.2	14.5	15.2	15.9	16.6	17.3	17.8	18.7
8. WAF-NURSE OFCRS	16.10	1.12	6.96%	548	13.7	14.4	14.7	15.3	16.1	16.8	17.6	18.0	18.8
9. ENLISTED WAFS/W	15.78	1.05	6.65%	1216	13.3	14.1	14.5	15.1	15.8	16.5	17.1	17.6	18.5
10A---ENLISTED-WAESZB	16.32	1.20	7.35%	131		14.5	14.8	15.5	16.3	17.1	17.9	18.4	
25.USAF FLY PRSNL'67	16.09	1.02	6.34%	2420	13.8	14.5	14.8	15.4	16.1	16.8	17.4	17.8	18.5
26. STUDENT PLT '67	16.36	1.02	6.23%	505	14.1	14.7	15.1	15.7	16.3	17.0	17.7	18.1	18.9
27. RATED PILOTS'67	15.98	1.02	6.38%	1187	13.8	14.4	14.7	15.3	15.9	16.7	17.3	17.7	18.4
28. SOT NAVIGAT '67	16.00	.95	5.94%	188		14.4	14.7	15.3	16.0	16.7	17.3	17.6	
29. RTO NAVIGAT '67	16.12	1.31	6.27%	505	13.8	14.5	14.8	15.4	16.1	16.9	17.5	17.8	18.2
629. SUBNASALE TO WALL.....													
7-AIR FORCE WMN '68	19.66	.98	4.98%	1935	17.6	18.2	18.5	19.0	19.6	20.2	20.9	21.4	22.4
8. WAF-NURSE OFCRS	19.74	.96	4.86%	548	17.8	18.3	18.5	19.1	19.7	20.3	21.0	21.4	22.3
9. ENLISTED WAFS/W	19.54	.94	4.81%	1216	17.5	18.1	18.4	18.9	19.5	20.1	20.8	21.2	22.2
10A---ENLISTED-WAESZB	20.50	.98	4.78%	131		19.1	19.3	19.8	20.4	21.1	21.8	22.4	
25.USAF FLY PRSNL'67	20.99	.79	3.76%	2420	19.1	19.7	20.0	20.5	21.0	21.5	22.0	22.3	22.8
26. STUDENT PLT '67	20.88	.82	3.93%	505	18.9	19.5	19.8	20.3	20.9	21.5	22.0	22.2	22.6
27. RATED PILOTS'67	21.04	.77	3.66%	1187	19.2	19.7	20.0	20.5	21.1	21.6	22.0	22.3	22.9
28. SOT NAVIGAT '67	21.03	.77	3.66%	188		19.7	20.0	20.5	21.1	21.6	22.0	22.3	
29A---BIQ-NAVIGAL-62	20.96	.77	3.67%	505	19.0	19.7	20.0	20.5	21.0	21.5	22.0	22.3	22.8
59.GERMAN AVIATORS	20.47	.87	4.25%	1006	18.4	19.0	19.4	19.9	20.5	21.1	21.6	21.9	22.5
633. SUBSCAPULAR SKINFOLD.....													
1.STEWARDRESSES 1971	.90	.23	25.56%	407		.6	.7	.8	.9	1.0	1.2	1.3	
7-AIR FORCE WMN '68	1.29	.48	37.21%	1905	.6	.7	.8	.9	1.2	1.5	1.9	2.2	2.9
8. WAF-NURSE OFCRS	1.38	.56	40.58%	548	.6	.7	.8	1.0	1.2	1.7	2.2	2.5	3.2
9. ENLISTED WAFS/W	1.26	.45	35.71%	1216	.6	.7	.8	.9	1.2	1.5	1.9	2.1	2.7
10A---ENLISTED-WAESZB	1.15	.37	32.17%	131		.7	.8	.9	1.1	1.3	1.6	1.9	
19.USAF SURVEY 1965	1.08	.46	42.59%	3859	.5	.6	.7	.8	1.0	1.3	1.7	2.0	2.7

ENGLISH VALUES	MEAN	STD DEV	COEF OF V	-V-	1ST	5TH	10TH	25TH	50TH	75TH	90TH	95TH	99TH
825. SUBNASALE-SELLION LENGTH-CONTINUED													
29A---BIQ-NAVIGAT-'67	2.02	.15	7.43%	505	1.7	1.8	1.8	1.9	2.0	2.1	2.2	2.3	2.4
48.NATO SURVEY-60/61	2.07	.14	6.76%	3325	1.8	1.9	1.9	2.0	2.1	2.2	2.3	2.3	2.4
49. TURKISH MIL.'60	2.13	.14	6.57%	912	1.8	1.9	2.0	2.0	2.1	2.2	2.3	2.4	2.5
50. GREEK MILIT.'61	2.03	.12	5.91%	1071	1.7	1.8	1.9	2.0	2.1	2.1	2.2	2.3	2.4
51. ITALIAN MIL.'61	2.05	.12	5.85%	1342	1.8	1.9	1.9	2.0	2.1	2.1	2.2	2.3	2.4
53.FRENCH ARMY	2.16	.15	6.94%	793		1.9	2.0	2.0	2.2	2.2	2.4	2.4	
54.FRENCH PILOTS	2.26	.16	7.08%	65		2.0	2.0	2.1	2.2	2.4	2.5	2.5	
55.FRENCH STUD PILOT	2.20	.15	6.82%	101		2.0	2.0	2.1	2.2	2.3	2.4	2.5	
56.FRENCH NAVY -I	2.19	.15	6.85%	212		2.0	2.0	2.1	2.2	2.3	2.4	2.4	
57.FRENCH NAVY -II	2.26	.16	7.08%	100		1.9	2.0	2.2	2.2	2.4	2.5	2.5	
59.GERMAN AVIATORS	2.03	.19	9.36%	1006	1.6	1.7	1.8	1.9	2.0	2.2	2.3	2.4	2.5
827. SUBNASALE TO TOP OF HEAD.....													
7.AIR FORCE WMN '68	6.26	.43	6.87%	1905	5.3	5.6	5.7	6.0	6.3	6.5	6.8	7.0	7.4
8. WAF-NURSE OFCRS	6.34	.44	6.94%	548	5.4	5.7	5.8	6.0	6.3	6.6	6.9	7.1	7.4
9. ENLISTED WAFS/W	6.21	.41	6.60%	1216	5.2	5.6	5.7	5.9	6.2	6.5	6.8	7.0	7.3
10A---ENLISTED-WAESZB	6.42	.47	7.32%	131		5.7	5.8	6.1	6.4	6.7	7.0	7.2	
25.USAF FLY PRSNL '67	6.33	.40	6.32%	2420	5.4	5.7	5.8	6.1	6.3	6.6	6.9	7.0	7.3
26. STUDENT PLT '67	6.44	.40	6.21%	505	5.6	5.8	5.9	6.2	6.4	6.7	7.0	7.1	7.5
27. RATED PILOTS '67	6.29	.40	6.36%	1187	5.4	5.7	5.8	6.0	6.3	6.6	6.8	7.0	7.2
28. SUT NAVIGAT '67	6.30	.37	5.87%	188		5.7	5.8	6.0	6.3	6.6	6.8	7.0	
29. RTO NAVIGAT '67	6.35	.40	6.30%	505	5.4	5.7	5.8	6.1	6.4	6.6	6.9	7.0	7.2
829. SUBNASALE TO WALL.....													
7.AIR FORCE WMN '68	7.74	.39	5.04%	1905	6.9	7.2	7.3	7.5	7.7	8.0	8.2	8.4	8.8
8. WAF-NURSE OFCRS	7.77	.38	4.89%	548	7.0	7.2	7.3	7.5	7.8	8.0	8.3	8.4	8.8
9. ENLISTED WAFS/W	7.69	.37	4.81%	1216	6.9	7.1	7.3	7.5	7.7	7.9	8.2	8.4	8.8
10A---ENLISTED-WAESZB	8.07	.39	4.83%	131		7.5	7.6	7.8	8.0	8.3	8.6	8.8	
25.USAF FLY PRSNL '67	8.26	.31	3.75%	2420	7.5	7.7	7.9	8.1	8.3	8.5	8.7	8.8	9.0
26. STUDENT PLT '67	8.22	.32	3.89%	505	7.5	7.7	7.8	8.0	8.2	8.5	8.6	8.7	8.9
27. RATED PILOTS '67	8.28	.30	3.62%	1187	7.6	7.8	7.9	8.1	8.3	8.5	8.7	8.8	9.0
28. SOT NAVIGAT '67	8.28	.30	3.62%	188		7.8	7.9	8.1	8.3	8.5	8.7	8.8	
29A---BIQ-NAVIGAT-'67	8.25	.30	3.64%	505	7.5	7.8	7.9	8.1	8.3	8.5	8.7	8.8	9.0
59.GERMAN AVIATORS	8.66	.34	4.22%	1006	7.2	7.5	7.6	7.8	8.1	8.3	8.5	8.6	8.9
833. SUBSCAPULAR SKINFOLD.....													
1.STEWARDESSES 1971	.35	.09	25.71%	407		.2	.3	.3	.4	.4	.5	.5	
7.AIR FORCE WMN '68	.51	.19	37.25%	1905	.2	.3	.3	.4	.5	.6	.8	.9	1.1
8. WAF-NURSE OFCRS	.54	.22	40.74%	548	.3	.3	.3	.4	.5	.7	.9	1.0	1.3
9. ENLISTED WAFS/W	.50	.18	36.00%	1216	.2	.3	.3	.4	.5	.6	.7	.8	1.1
10A---ENLISTED-WAESZB	.45	.15	33.33%	131		.3	.3	.4	.4	.5	.6	.7	
19.USAF SURVEY 1965	.43	.18	41.86%	3869	.2	.2	.3	.3	.4	.5	.7	.8	1.1

METRIC VALUES	MEAN	STD DEV	COEF OF V	-V-	1ST	5TH	10TH	25TH	50TH	75TH	90TH	95TH	99TH
833. SUBSCAPULAR SKINFOLD-CONTINUED													
20. OFFICERS---1965	1.41	.51	36.17%	549	.7	.7	.8	1.0	1.3	1.7	2.1	2.4	2.9
21. ENLISTED MEN'65	1.22	.52	42.62%	792	.6	.7	.7	.7	1.1	1.5	2.0	2.3	2.9
23. BASIC TRAINEES	.97	.37	38.14%	2527	.5	.6	.6	.7	.9	1.1	1.5	1.7	2.4
24. NAVY FLYERS '64	1.46	.49	35.00%	1529	.6	.8	.9	1.0	1.3	1.7	2.1	2.3	2.9
25. USAF FLY PRSNT'67	1.37	.53	38.69%	2420	.6	.7	.8	1.0	1.3	1.6	2.1	2.4	3.1
26. STUDENT PLT '67	1.20	.43	35.83%	505	.6	.7	.8	.9	1.1	1.4	1.8	2.0	2.6
27. RATED PILOTS'67	1.40	.54	38.57%	1187	.6	.8	.8	1.0	1.3	1.7	2.1	2.5	3.1
28. SGT NAVIGAT '67	1.44	.55	39.29%	188	.7	.7	.8	1.0	1.3	1.7	2.2	2.5	3.3
29. RTD NAVIGAT '67	1.45	.58	40.00%	505	.6	.8	.9	1.0	1.3	1.7	2.2	2.6	3.3
36. ARMY AVIATORS '70	1.45	.60	41.10%	1482	.6	.7	.8	1.0	1.3	1.8	2.3	2.6	3.2
46. JAPANESE CIV. MEN	.83	.30	36.14%	1022	(.3)	(.3)	(.3)	(.6)	(.6)	(1.0)	(.3)	(.3)	(.3)
48. NATO SURVEY-60/61	1.20	.56	46.67%	3325	.5	.6	.7	.8	1.0	1.4	2.0	2.3	3.2
49. TURKISH MIL. '60	1.00	.43	43.00%	912	.5	.6	.6	.7	.9	1.1	1.5	1.9	2.7
50. GREEK MILIT '61	1.14	.48	42.11%	1071	.6	.7	.7	.8	1.0	1.3	1.8	2.1	2.9
51. ITALIAN MIL. '61	1.39	.63	45.32%	1342	.6	.7	.8	.9	1.2	1.7	2.3	2.7	3.5
59. GERMAN AVIATORS	1.13	.48	42.46%	1006	.4	.5	.6	.8	1.1	1.4	1.8	2.0	2.5
65. ROYAL ARMOR CORP	1.26	.54	42.86%	503	.7	.7	.8	.9	1.1	1.5	2.0	2.5	3.2
66. ROYAL AIR FORCE	1.32	.47	35.61%	1935	.6	.7	.8	.9	1.1	1.5	2.0	2.5	3.2
70. NEW ZEALAND AIRF.	1.17	.53	45.30%	238	(.3)	(.3)	(.3)	(.8)	(.8)	(1.5)	(.3)	(.3)	(.3)
79. JAPANESE CIV. MEN	.61	.24	39.34%	1870	(.2)	(.2)	(.2)	(.4)	(.4)	(.8)	(.3)	(.3)	(.3)
87. KOREAN FORCES '65	.77	.20	25.97%	3747	.4	.4	.5	.6	.7	.9	1.0	1.0	1.0
834. SUBSCAPULAR SKINFOLD, II.....													
25. USAF FLY PRSNT'67	1.39	.49	35.25%	2420	.7	.8	.9	1.0	1.3	1.6	2.1	2.3	3.0
26. STUDENT PLT '67	1.19	.37	31.09%	505	.7	.7	.8	.9	1.1	1.4	1.7	1.9	2.3
27. RATED PILOTS'67	1.44	.50	34.72%	1187	.7	.8	.9	1.1	1.4	1.7	2.1	2.4	3.0
28. SGT NAVIGAT '67	1.39	.51	36.69%	188	.7	.8	.8	1.0	1.3	1.7	2.1	2.4	3.3
29. RTD NAVIGAT '67	1.47	.53	36.05%	535	.7	.8	.9	1.1	1.4	1.7	2.2	2.5	3.3
837. SUBSTERNAL HEIGHT.....													
13. AIR TRAFFIC CNTRL	122.63	4.93	4.02%	678	114.3	116.3	119.0	122.2	125.7	128.6	130.5	132.2	135.9
18. USAF FLY PRSNT'67	123.75	5.06	4.09%	2908	112.1	115.6	117.4	120.3	123.7	127.1	130.3	132.2	135.9
53. FRENCH ARMY	120.28	5.19	4.31%	794	112.3	114.1	116.9	120.2	123.7	126.7	129.1	131.5	135.9
54. FRENCH PILOTS	122.12	4.14	3.39%	65	115.7	116.5	119.1	122.1	125.2	128.5	129.3	131.5	135.9
55. FRENCH STUD PILOT	121.79	4.48	3.68%	101	114.5	116.6	118.2	121.8	125.0	127.6	129.1	131.5	135.9
56. FRENCH NAVY -I	119.87	5.15	4.30%	212	112.0	113.8	116.1	119.7	123.3	126.8	129.3	131.5	135.9
57. FRENCH NAVY -II	121.57	4.50	3.70%	100	115.0	115.8	118.7	121.1	124.3	128.2	129.4	131.5	135.9
80. JAPANESE AIRFORCE	118.56	4.25	3.58%	1176	111.9	113.2	115.6	118.4	121.3	124.1	125.8	127.6	131.5
81. JAPAN AF PILOTS	119.43	4.01	3.36%	210	113.4	114.5	116.6	119.2	121.9	124.6	126.3	128.2	131.5
82. JAPAN AF NAVIG	118.41	4.15	3.50%	538	111.8	113.2	115.5	118.3	121.1	123.8	125.5	127.6	131.5
83. JAPANESE PILOTS	116.81	4.28	3.66%	234	110.0	111.4	113.8	116.7	119.4	122.2	123.9	125.8	127.6
86. R.O.K.A.F. PILOTS	120.55	4.08	3.38%	264	113.8	115.3	117.7	120.6	123.3	125.6	127.2	129.1	131.5

ENGLISH VALUES	MEAN	STD DEV	COEF OF V	-N-	1ST	5TH	10TH	25TH	50TH	75TH	90TH	95TH	99TH
833. SUBSCAPULAR SKINFOLD-CONTINUED													
20. OFFICERS---1965	.56	.20	35.71%	549	.3	.3	.3	.4	.5	.7	.8	.9	1.2
21. UNLISTED MEN'65	.48	.20	41.67%	792	.2	.3	.3	.3	.4	.6	.8	.9	1.1
23. BASIC TRAINEES'55	.38	.15	39.47%	2527	.2	.2	.3	.3	.3	.4	.6	.7	.9
24. NAVY FLYERS '64	.55	.19	34.55%	1529	.3	.3	.3	.4	.5	.7	.8	.9	1.1
25. USAF FLY PRSNL'67	.54	.21	38.89%	2420	.2	.3	.3	.4	.5	.6	.8	1.0	1.2
26. STUDENT PLT '67	.47	.17	36.17%	505	.2	.3	.3	.4	.4	.6	.7	.8	1.0
27. RATED PILOTS'67	.55	.21	38.16%	1187	.2	.3	.3	.4	.5	.7	.8	1.0	1.2
28. SOT NAVIGAT '67	.55	.22	40.00%	188	.2	.3	.3	.4	.5	.7	.9	1.0	1.3
29. RTO NAVIGAT '67	.57	.23	40.35%	505	.2	.3	.3	.4	.5	.7	.9	1.0	1.3
36. ARMY AVIATORS--70	.57	.24	42.11%	1482	.2	.3	.3	.4	.5	.7	.9	1.0	1.3
46. JAPANESE CIVIL--HMN	.33	.12	36.36%	1622	(.1)	(.2)	(.4)	(.5)	(
48. NATO SURVEY-60/61	.47	.22	46.81%	3325	.2	.3	.3	.3	.4	.6	.8	.9	1.3
49. TURKISH MIL.'61	.39	.17	43.59%	912	.2	.2	.3	.3	.4	.5	.6	.7	1.1
50. GREEK MILIT '61	.45	.19	42.22%	1671	.2	.3	.3	.4	.5	.7	.9	1.1	1.4
51. ITALIAN MIL.'61	.55	.25	45.45%	1342	.2	.3	.3	.4	.5	.6	.8	1.0	1.0
59. GERMAN AVIATORS	.44	.19	43.18%	1006	.2	.2	.2	.3	.4	.6	.8	1.0	1.0
65. ROYAL ARMOR CORP	.50	.21	42.00%	500	.3	.3	.3	.4	.5	.6	.8	.9	.9
66. ROYAL AIR FORCE	.52	.19	36.54%	1935	.3	.3	.3	.4	.5	.6	.8	.9	.9
70. NEW ZEALAND AIRF.	.45	.21	45.65%	238	(.1)	(.3)	(.6)	(.8)	(
79. JAPANESE CIV. MEN	.64	.10	41.67%	1870	(.1)	(.2)	(.3)	(.4)	(
87. KOREAN FORCES -65	.30	.08	26.67%	3747	.2	.2	.2	.2	.3	.4	.4	.4	.4
834. SUBSCAPULAR SKINFOLD, II.....													
25. USAF FLY PRSNL'67	.55	.19	34.55%	2420	.3	.3	.3	.4	.5	.7	.8	.9	1.2
26. STUDENT PLT '67	.47	.14	29.79%	505	.3	.3	.3	.4	.5	.7	.8	.9	.9
27. RATED PILOTS'67	.57	.20	35.09%	1187	.3	.3	.4	.4	.5	.7	.8	.9	1.2
28. SOT NAVIGAT '67	.55	.20	36.36%	188	.3	.3	.3	.4	.5	.7	.8	.9	.9
29. RTO NAVIGAT '67	.58	.21	36.21%	505	.3	.3	.4	.4	.5	.7	.9	1.0	1.3
837. SUBSTERNAL HEIGHT.....													
13. AIR TRAFFIC CNTRL	48.28	1.94	4.02%	678	45.0	45.8	45.8	46.8	48.1	49.5	50.6	51.4	53.5
18. USAF ELY PRSNL'50	48.72	1.99	4.08%	4000	44.5	46.2	46.2	47.4	48.7	50.0	51.3	52.1	53.5
53. FRENCH ARMY	47.35	2.04	4.31%	794	44.2	44.9	44.9	46.0	47.3	48.7	49.9	50.8	50.8
54. FRENCH PILOTS	48.08	1.63	3.39%	55	45.0	45.9	45.9	46.9	48.1	49.3	50.6	50.9	50.9
55. FRENCH STUD PILOT	47.95	1.76	3.67%	101	45.1	45.9	45.9	46.5	48.0	49.2	50.2	50.8	50.8
56. FRENCH NAVY -I	47.19	2.03	4.30%	212	44.1	44.8	44.8	45.7	47.1	48.5	49.9	50.9	50.9
57. FRENCH NAVY -II	47.86	1.77	3.70%	100	45.3	45.6	45.6	46.7	47.7	48.9	50.5	50.9	50.9
80. JAPANESE AIRFORCE	46.68	1.67	3.58%	1176	44.1	44.6	44.6	45.5	46.6	47.8	48.9	49.5	49.5
81. JAPAN AF PILOTS	47.02	1.58	3.36%	210	44.6	45.1	45.1	45.9	46.9	48.0	49.1	49.7	49.7
82. JAPAN AF NAVIG	46.62	1.63	3.50%	538	44.0	44.6	44.6	45.5	46.6	47.7	48.7	49.4	49.4
83. JAPANESE PILOTS	45.99	1.69	3.67%	234	43.3	43.9	43.9	44.8	45.9	47.0	48.1	48.8	48.8
86. R.O.K.A.F. PILOTS	47.46	1.62	3.41%	254	44.8	45.4	45.4	46.3	47.5	48.5	49.4	50.1	50.1

METRIC VALUES	MEAN	STD DEV	COEF OF V	-V-	1ST	5TH	10TH	25TH	50TH	75TH	90TH	95TH	99TH
841. SUPRASTERNAL HEIGHT.....													
1. STEARDESSES 1971	134.59	4.34	3.22%	422	127.7	128.9	131.4	134.5	137.6	140.4	142.1		
7. AIR FORCE WMN '68	132.00	5.30	4.02%	1905	120.5	123.4	125.2	128.3	131.9	135.5	138.9	140.9	144.8
8. WAF-NURSE OFCS	132.45	5.44	4.11%	548	120.0	123.3	125.3	128.7	132.5	136.1	139.3	141.3	145.4
9. ENLISTED WAFS/W	131.81	5.20	3.95%	1216	120.7	123.5	125.2	128.1	131.6	135.2	138.6	140.6	144.4
10. ENLISTED WAFS/B	132.19	5.29	4.00%	131		124.0	125.4	128.2	131.9	135.9	139.4	141.2	
13. AIR TRAFFIC CNTRL	143.74	5.74	3.99%	678		134.4	136.7	139.7	143.5	147.3	150.8	152.8	
18. USAF FLY PRSNL '50	142.97	5.53	3.87%	4000	130.5	133.9	135.9	139.2	143.0	146.7	150.0	152.1	156.3
19. USAF SURVEY 1965	142.97	5.84	4.08%	3859	129.7	133.5	135.5	139.0	142.9	146.9	150.6	152.7	156.6
20. OFFICERS---	144.38	5.66	3.92%	549	131.8	134.9	136.8	140.3	144.5	148.5	151.8	153.5	156.2
21. ENLISTED MEN '65	142.45	5.97	4.19%	792	128.9	132.9	135.0	138.4	142.3	146.3	150.1	152.5	157.5
23. BASIC TRAINEES	142.84	5.79	4.05%	2527	129.5	133.5	135.5	138.9	142.7	146.7	150.4	152.5	156.3
24. NAVY FLYERS '64	145.29	5.33	3.67%	1529	134.2	136.7	138.3	141.4	145.2	149.0	152.4	154.3	157.4
25. USAF FLY PRSNL '67	145.20	5.50	3.79%	2420	132.5	136.3	138.2	141.4	145.1	148.9	152.4	154.5	158.2
26. STUDENT PLY '67	144.79	5.15	3.56%	505	133.8	136.4	138.1	141.1	144.7	148.3	151.6	153.5	157.0
27. RATED PILOTS '67	145.42	5.50	3.78%	1187	132.4	136.5	138.5	141.8	145.4	149.1	152.5	154.6	158.3
28. SOT NAVIGAT '67	145.78	5.49	3.77%	188	137.1	139.0	142.1	145.6	149.5	153.2	155.2		
29. RTO NAVIGAT '67	144.99	5.78	3.99%	505	131.3	135.7	137.8	141.1	144.8	148.8	152.7	155.1	159.4
32. NAVY DIVERS--	143.87	5.35	3.72%	100	135.1	137.0	140.3	143.9	147.5	150.7	152.7		
44. SWEDISH CIV WOMEN	133.20	4.72	3.54%	214	(125.4)	(130.0)	(136.4)	(141.0)					
47. SWEDISH IND. WRLD	134.10	5.90	4.40%	77	(124.4)	(130.1)	(138.1)	(143.8)					
48. NATO SURVEY-60/61	138.02	5.32	3.85%	3325	125.6	129.4	131.1	134.3	138.0	141.6	144.9	147.0	151.1
49. TURKISH MIL. '60	137.27	5.04	3.67%	912	127.5	129.4	130.8	133.6	137.1	140.7	144.0	145.9	149.2
50. GREEK MILIT '61	138.18	5.17	3.74%	1071	126.6	129.7	131.5	134.7	138.1	141.6	144.7	146.8	151.4
51. ITALIAN MIL. '61	138.40	5.56	4.02%	1342	126.1	129.1	131.1	134.5	138.4	142.2	145.6	147.6	151.8
52. BANTU MINERS	138.34	5.61	4.06%	485	130.0				138.0				
53. FRENCH ARMY	140.68	5.82	4.14%	794	131.9	133.5	136.7	140.6	144.5	148.2	150.8		
54. FRENCH PILOTS	143.92	4.63	3.22%	65	136.6	137.8	140.6	143.3	146.8	150.8	152.3		
55. FRENCH STUD PILOT	142.28	5.05	3.55%	101	134.1	136.0	139.5	141.8	146.1	149.1	150.7		
56. FRENCH NAVY -I	140.78	5.54	3.94%	212	131.8	133.5	136.9	140.5	144.8	148.1	150.1		
57. FRENCH NAVY -II	142.35	5.45	3.83%	100	133.9	135.0	138.1	141.6	146.3	149.8	151.6		
59. GERMAN AVIATORS	144.19	5.39	3.74%	1036	131.5	135.5	137.4	140.5	144.1	147.8	151.2	153.2	156.6
61. GERMANS/25-40 YRS	143.30	5.80	4.05%	2643	134.3	136.0	139.1	143.2	147.0	150.4	153.5		
67. RAF AIRCREW	143.79	5.36	3.73%	200	134.4	136.4	140.2	143.9	147.0	150.1	152.2		
73. CZECH LUMBERMEN	137.00	5.40	3.94%	1110	(128.1)	(133.4)	(140.6)	(145.9)					
80. JAPANESE AIRFORCE	133.99	5.52	4.12%	1176	126.8	128.3	130.9	133.9	137.1	140.1	142.0		
81. JAPAN AF PILOTS	135.19	4.43	3.28%	210	128.4	129.8	132.0	135.0	138.0	140.8	142.6		
82. JAPAN AF NAVIG	133.81	6.36	4.75%	538	126.8	128.2	130.8	133.8	137.0	140.1	141.9		
83. JAPANESE PILOTS	134.68	4.48	3.33%	202	128.1	129.1	131.4	134.5	137.2	140.8	142.9		
86. R.O.K.A.F. PILOTS	136.95	4.44	3.24%	254	129.7	130.6	134.0	137.1	140.2	142.4	143.7		
88. SWEDISH IND WKR/M	142.00	5.90	4.15%	87	(132.3)	(138.0)	(146.0)	(151.7)					

ENGLISH VALUES	MEAN	STD DEV	COEF OF V	-V-	1ST	5TH	10TH	25TH	50TH	75TH	90TH	95TH	99TH
041. SUPRASTERNALE HEIGHT.....													
1. STEWARDESSES 1971	52.99	1.71	3.23%	422		50.3	50.7	51.7	53.0	54.2	55.3	55.9	
7. AIR FORCE WMN '68	51.97	2.09	4.02%	1935	47.5	48.6	49.3	50.5	51.9	53.4	54.7	55.5	57.0
8. WAF-NURSE OFCRS	52.15	2.14	4.10%	548	47.3	48.5	49.3	50.7	52.2	53.6	54.9	55.6	57.3
9. ENLISTED WAFS/W	51.89	2.05	3.95%	1216	47.5	48.6	49.3	50.4	51.8	53.2	54.6	55.4	56.9
10. ENLISTED WAFS/B	52.04	2.08	4.00%	131		48.8	49.4	50.5	51.9	53.5	54.9	55.6	
13. AIR TRAFFIC CNTRL	56.59	2.26	3.99%	678		52.9	53.8	54.9	56.5	58.0	59.4	60.2	
18. USAF FLY PRSNL '50	56.29	2.18	3.87%	4000	51.4	52.7	53.5	54.8	56.3	57.7	59.1	59.9	61.5
19. USAF SURVEY 1965	56.29	2.30	4.09%	3859	51.1	52.6	53.4	54.7	56.3	57.8	59.3	60.1	61.7
20. OFFICERS----1965	56.84	2.23	3.92%	549	51.9	53.1	53.9	55.3	56.9	58.5	59.8	60.5	61.5
21. ENLISTED MEN '65	56.08	2.35	4.19%	792	50.8	52.3	53.1	54.5	56.0	57.6	59.1	60.0	62.0
23. BASIC TRAINEES	56.23	2.28	4.05%	2527	51.0	52.5	53.3	54.7	56.2	57.8	59.2	60.1	61.6
24. NAVY FLYERS '64	57.20	2.10	3.67%	1529	52.8	53.8	54.5	55.7	57.2	58.7	60.0	60.8	62.0
25. USAF FLY PRSNL '67	57.16	2.17	3.80%	2420	52.2	53.7	54.4	55.7	57.1	58.6	60.0	60.8	62.3
26. STUDENT PLT '67	57.00	2.03	3.56%	505	52.7	53.7	54.4	55.6	57.0	58.4	59.7	60.4	61.8
27. RATED PILOTS '67	57.25	2.17	3.79%	1187	52.1	53.7	54.5	55.8	57.2	58.7	60.0	60.9	62.3
28. SOT NAVIGAT '67	57.39	2.16	3.76%	188		54.0	54.7	55.9	57.3	58.9	60.3	61.1	62.8
29. RIO NAVIGAT '67	57.08	2.27	3.98%	505	51.7	53.4	54.3	55.5	57.0	58.6	60.1	61.1	62.8
32. NAVY DIVERS '72--	56.64	2.11	3.73%	100		53.2	53.9	55.2	56.6	58.1	59.3	60.1	
44. SWEDISH CIV WOMEN	52.44	1.86	3.55%	214	(49.4)	(49.4)	(51.2)	(51.2)	(53.7)	(54.4)	(55.5)	(56.6)	
47. SWEDISH IND WBLZ	52.79	2.32	4.39%	77	(49.0)	(49.0)	(51.2)	(51.2)	(54.3)	(55.8)	(57.1)	(57.9)	59.5
48. NATO SURVEY-60/61	54.34	2.09	3.85%	3325	49.8	50.9	51.6	52.9	54.3	55.8	57.1	57.9	59.5
49. TURKISH MIL '60	54.04	1.98	3.66%	912	50.2	51.0	51.5	52.6	54.0	55.4	56.7	57.4	58.8
50. GREEK MILIT '61	54.40	2.03	3.73%	1071	49.9	51.1	51.8	53.0	54.4	55.7	57.0	57.8	59.6
51. ITALIAN MIL '61	54.49	2.19	4.02%	1342	49.7	50.8	51.6	53.0	54.5	56.0	57.3	58.1	59.8
52. SANTU MINERS	54.45	2.21	4.06%	485		51.2			54.3	56.9	58.3	59.4	
53. FRENCH ARMY	55.39	2.29	4.13%	734		51.9	52.6	53.8	55.4	56.9	58.3	59.4	
54. FRENCH PILOTS	56.66	1.82	3.21%	65		53.8	54.3	55.4	56.4	57.8	59.4	60.0	
55. FRENCH STUD PILOT	56.02	1.99	3.55%	101		52.8	53.5	54.9	55.8	57.5	58.7	59.3	
56. FRENCH NAVY -I	55.43	2.18	3.93%	212		51.9	52.6	53.9	55.3	57.0	58.3	59.1	
57. FRENCH NAVY -II	56.04	2.15	3.84%	100		52.7	53.1	54.4	55.7	57.6	59.0	59.7	
59. GERMAN AVIATORS	56.77	2.12	3.73%	1006	51.8	53.4	54.1	55.3	56.7	58.2	59.5	60.3	61.7
61. GERMANS/25-40 YRS	56.42	2.28	4.04%	2643		52.9	53.5	54.8	56.4	57.9	59.2	60.4	
67. RAF AIRCREW	56.61	2.11	3.73%	200	(50.4)	52.9	53.7	55.2	56.7	57.9	59.1	59.9	
73. CZECH LUMBERMEN	53.94	2.13	3.95%	2400	(50.4)	(50.4)	(52.5)	(52.5)	(55.4)	(57.4)	(59.4)	(61.4)	
80. JAPANESE AIRFORCE	52.75	2.17	4.11%	1176	49.9	50.5	50.5	51.5	52.7	54.0	55.2	55.9	
81. JAPAN AF PILOTS	53.22	1.74	3.27%	210	50.6	51.1	52.0	53.1	54.3	55.4	56.4	56.1	
82. JAPAN AF NAVIG	52.68	2.50	4.75%	538	49.9	50.5	51.5	52.7	53.9	55.2	56.4	56.1	
83. JAPANESE PILOTS	53.02	1.76	3.32%	202	50.4	50.8	51.7	53.0	54.0	55.4	56.4	56.1	
86. R.O.K.A.F. PILOTS	53.92	1.75	3.25%	254	51.1	51.4	52.7	54.0	55.2	56.4	57.6	58.8	
88. SWEDISH IND HKR/M	55.90	2.32	4.15%	87	(52.1)	(52.1)	(54.3)	(54.3)	(57.5)	(59.7)	(61.9)	(64.1)	

ENGLISH VALUES	MEAN	STD DEV	COEF OF V	-V-	1ST	5TH	10TH	25TH	50TH	75TH	90TH	95TH	99TH
PERCENTILES													
844. SUPRATILIAC SKINFOLD.....													
1. STEWARDESSES 1971	.39	.14	35.90%	376	.2	.2	.2	.3	.4	.5	.6	.7	1.5
7. AIR FORCE WMN '68	.78	.28	35.90%	1905	.4	.4	.4	.6	.8	1.0	1.1	1.3	1.7
8. WAF-NURSE OFCRS	.78	.30	38.46%	548	.3	.3	.4	.6	.8	1.0	1.2	1.3	1.7
9. ENLISTED WAFS/W	.78	.26	33.33%	1216	.4	.4	.5	.6	.8	1.0	1.1	1.2	1.5
10. ENLISTED WAFS/B	.70	.26	37.14%	131	.4	.4	.4	.5	.7	.8	1.0	1.2	1.5
19. USAF SURVEY 1965	.61	.32	52.40%	3869	.2	.2	.3	.4	.5	.8	1.1	1.2	1.5
20. OFFICERS----1965	.70	.29	41.43%	549	.3	.3	.3	.5	.7	.9	1.1	1.2	1.4
21. ENLISTED MEN '65	.64	.32	50.00%	792	.2	.2	.2	.4	.6	.9	1.1	1.2	1.4
23. BASIC TRAINEES	.58	.32	55.17%	2527	.2	.2	.3	.3	.5	.8	1.0	1.2	1.5
25. USAF FLY PRSNL '67	1.03	.46	44.66%	2420	.3	.3	.4	.7	1.0	1.4	1.7	1.8	2.1
26. STUDENT PLT '67	.93	.45	48.39%	505	.2	.3	.4	.6	.9	1.3	1.6	1.7	1.9
27. RATED PILOTS '67	1.04	.45	43.27%	1187	.2	.3	.5	.7	1.0	1.4	1.7	1.8	2.1
28. SOT NAVIGAT '67	1.08	.52	48.15%	188	.3	.3	.4	.7	1.1	1.5	1.8	2.0	2.3
29. RTD NAVIGAT '67	1.09	.47	43.12%	505	.2	.3	.5	.8	1.1	1.4	1.7	1.9	2.3
36. ARMY AVIATORS '70	.98	.42	42.86%	1482	.3	.3	.4	.7	1.0	1.3	1.5	1.7	2.1
59. GERMAN AVIATORS	.45	.26	57.68%	1006	.1	.1	.2	.3	.4	.6	.8	.9	1.2
65. ROYAL ARMOR CORP	.29	.16	55.17%	500	.2	.2	.2	.2	.2	.4	.5	.6	.6
66. ROYAL AIR FORCE	.34	.13	38.24%	1999	.2	.2	.2	.2	.3	.4	.5	.6	.6
70. NEW ZEALAND AIRF.	.45	.22	48.89%	238	(.1)	(.1)	(.1)	(.3)	(.3)	(.6)	(.8)	(.8)	(.8)
845. SUPRATILIAC SKINFOLD, II.....													
25. USAF FLY PRSNL '67	.95	.41	43.16%	2420	.3	.3	.4	.6	.9	1.2	1.5	1.7	2.0
26. STUDENT PLT '67	.87	.40	45.98%	505	.3	.3	.4	.6	.8	1.1	1.4	1.6	1.9
27. RATED PILOTS '67	.96	.39	40.63%	1187	.3	.4	.5	.7	.9	1.2	1.5	1.7	2.0
28. SOT NAVIGAT '67	1.00	.46	46.00%	188	.2	.3	.4	.7	1.0	1.3	1.6	1.8	2.1
29. RTD NAVIGAT '67	1.00	.42	42.00%	505	.2	.3	.5	.7	1.0	1.3	1.5	1.7	2.1
848. SUPRAPATELLA SKINFOLD.....													
25. USAF FLY PRSNL '67	.29	.09	31.03%	2420	.1	.2	.2	.2	.3	.3	.4	.5	.6
26. STUDENT PLT '67	.27	.09	33.33%	505	.1	.2	.2	.2	.3	.3	.4	.4	.5
27. RATED PILOTS '67	.29	.09	31.03%	1187	.1	.2	.2	.2	.3	.4	.4	.5	.5
28. SOT NAVIGAT '67	.31	.10	32.26%	188	.2	.2	.2	.2	.3	.4	.5	.5	.6
29. RTD NAVIGAT '67	.29	.09	31.03%	505	.1	.2	.2	.2	.3	.3	.4	.5	.6
852. THIGH CIRCUMFERENCE.....													
1. STEWARDESSES 1971	18.19	.88	4.84%	422	15.7	17.1	17.6	18.2	18.8	19.4	19.7	19.7	20.0
2. US WOMEN-O/A 1940	22.24	2.25	10.12%	***	(18.5)	(20.7)	(20.7)	(23.8)	(23.8)	(23.8)	(25.9)	(25.9)	(25.9)
3. WAS PILOTS 1942	19.50	1.40	7.18%	446	17.5	17.8	18.5	19.4	19.5	20.4	21.2	22.0	22.0
4. AAF NURSES 1942	19.50	1.20	6.15%	152	17.6	17.8	18.6	19.5	19.5	20.3	21.2	21.7	21.7
5. MAC SEPARATEE 1946	22.10	2.05	9.28%	7553	17.9	19.1	19.6	20.7	21.9	23.4	24.8	25.8	27.6
6. WAF BASIC TR 1952	21.68	1.65	7.54%	850	18.3	19.3	19.8	20.8	21.9	23.0	24.1	24.7	26.1
7. AIR FORCE WMN '68	21.84	1.66	7.60%	1905	18.2	19.2	19.8	20.7	21.8	22.9	23.9	24.7	26.3

METRIC VALUES	MEAN	STD DEV	COEF OF V	1ST	5TH	10TH	25TH	50TH	75TH	90TH	95TH	99TH
852. THIGH CIRCUMFERENCE-CONTINUED												
8. WAF-NURSE OFCRS	56.30	4.49	7.98%	46.2	49.2	50.7	53.2	56.0	59.1	62.2	64.1	67.9
9. ENLISTED WAFS/W	55.21	4.02	7.28%	46.3	48.8	50.1	52.5	55.1	57.8	60.3	61.9	65.1
10. ENLISTED WAFS/B	54.61	4.31	7.89%	47.6	49.1	49.1	51.8	54.6	57.2	59.7	61.5	
13. AIR TRAFFIC CNTRL	51.41	4.18	8.13%	44.8	46.2	48.2	50.8	53.6	56.3	59.0		
14. ARMY SEPARATEE '46	54.33	4.34	7.99%	(47.2)	(47.2)	(51.4)	(51.4)	(57.3)	(57.3)	(61.5)		
17. USAF BASIC TR '52	54.37	5.18	9.53%	47.4	48.6	50.7	53.6	57.0	61.3	64.0		
18. USAF FLY PRSNL '50	56.84	4.30	7.57%	49.9	51.3	53.9	56.8	59.8	62.4	64.1	67.2	
19. USAF SURVY 1965	54.93	5.00	9.21%	45.2	47.4	48.7	51.2	54.3	58.2	61.8	64.0	68.0
20. OFFICERS---1965	57.53	4.08	7.09%	48.6	50.9	52.3	54.7	57.5	60.2	62.7	64.3	67.9
21. ENLISTED MEN '65	55.64	5.00	8.95%	45.7	48.0	49.5	52.2	55.6	59.2	62.5	64.5	68.1
23. BASIC TRAINEE '65	54.09	5.03	9.30%	44.8	47.1	48.3	50.4	53.4	57.1	61.1	63.6	68.1
24. NAVY FLYERS '64	57.48	4.02	6.99%	47.8	50.7	52.3	54.8	57.5	60.1	62.5	64.1	67.3
25. USAF FLY PRSNL '67	58.81	4.43	7.53%	48.5	51.5	53.2	55.9	58.8	61.7	64.4	65.2	69.7
26. STUDENT PLT '67	58.70	4.62	7.87%	48.3	51.1	52.7	55.5	58.6	61.9	64.8	65.4	69.2
27. RATED PILOTS '67	58.95	4.25	7.21%	48.9	52.0	53.6	56.2	58.9	61.7	64.3	66.0	69.6
28. SOT NAVIGAT '67	59.32	4.77	8.04%	51.1	53.0	56.1	59.5	62.7	65.4	67.0		
29. RTO NAVIGAT '67	58.52	4.53	7.74%	48.7	51.1	52.7	55.5	58.5	61.4	64.1	66.0	70.6
30. ARMY SOLDIERS '66	55.42	4.80	8.66%	45.5	48.1	49.5	52.0	55.1	58.5	61.8	63.9	67.6
31. NAVY ENLISTED '66	54.59	5.00	9.09%	45.2	47.7	49.0	51.3	54.4	58.2	61.9	64.2	67.8
32. NAVY DIVERS '72	58.07	4.45	7.66%	50.8	52.4	55.1	58.1	61.1	63.8	65.4		
33. MARINE ENLIST '56	56.32	4.21	7.46%	47.4	49.8	51.1	53.4	56.1	59.0	61.9	63.7	67.3
36. ARMY AVIATORS '74	58.47	5.24	8.96%	46.5	49.6	51.6	54.9	58.6	62.0	65.1	66.9	70.9
44. SWEDISH CIV WOMEN	56.32	4.66	8.27%	(48.7)	(48.7)	(53.2)	(53.2)	(59.5)	(59.5)	(64.0)		
46. JAPANESE CIVILIAN	51.50	3.80	7.38%	45.9	48.0	49.2	51.5	54.0	56.5	58.8	60.2	63.2
48. NATO SURVEY-60/51	54.82	3.72	6.89%	44.5	45.5	47.8	50.1	52.8	55.4	57.8	59.5	63.3
49. TURKISH MILIT '60	52.82	3.94	7.46%	47.3	48.9	50.0	52.0	54.4	56.9	59.2	60.5	62.8
50. GREEK MILIT '61	54.51	3.52	6.46%	47.1	48.8	49.9	52.1	54.5	56.8	59.0	60.3	63.5
51. ITALIAN MIL. '61	54.45	3.52	6.46%	45.2	45.2	45.2	49.3	49.3	55.6	57.9	59.6	
52. SANTU MINERS	49.70	2.87	5.77%	48.1	49.2	49.2	51.2	53.5	55.6	57.9	59.6	
53. FRENCH ARMY	53.41	3.50	6.55%	48.2	48.2	49.6	51.2	53.5	55.6	57.9	59.6	
54. FRENCH PILOTS	55.76	3.82	6.85%	46.9	48.1	49.6	51.2	53.5	55.6	57.9	59.6	
55. FRENCH STUD PILOT	52.33	3.61	6.90%	47.0	47.8	49.7	52.2	55.7	59.2	62.7	65.8	
56. FRENCH NAVY -I	52.70	4.05	7.69%	47.8	49.8	51.8	53.8	55.8	57.8	59.8	61.8	
57. FRENCH NAVY -II	55.52	4.29	7.73%	47.8	49.8	51.8	53.8	55.8	57.8	59.8	61.8	
59. GERMAN AVIATORS	55.88	3.45	6.17%	47.8	49.8	51.8	53.8	55.8	57.8	59.8	61.8	
61. GERMANS/25-40 YRS	57.10	3.50	6.13%	47.8	49.8	51.8	53.8	55.8	57.8	59.8	61.8	
65. ROYAL ARMOR CORP	57.71	5.05	8.75%	48.0	50.6	52.1	54.2	57.0	59.6	62.0	63.3	65.8
66. ROYAL AIR FORCE	56.99	3.86	6.77%	48.0	50.6	52.1	54.2	57.0	59.6	62.0	63.3	65.8
67. RAF AIRCREW	56.31	4.03	7.16%	48.0	50.6	52.1	54.2	57.0	59.6	62.0	63.3	65.8
68. RCAF PILOTS	56.41	4.49	7.96%	49.0	50.2	53.5	56.6	59.6	62.6	65.6	68.6	
69. RCAF NAVIGATORS	56.76	4.24	7.47%	49.7	51.0	53.8	56.8	59.6	62.4	65.2	68.0	
70. NEW ZEALAND AIRF.	55.88	3.65	6.53%	(49.9)	(49.9)	(53.4)	(53.4)	(58.3)	(58.3)	(61.9)		

ENGLISH VALUES		STD DEV	COEF OF V	-V-	1ST	5TH	10TH	25TH	50TH	75TH	90TH	95TH	99TH
-- -- -- -- -- PERCENTILES -- -- -- -- --													
852. HIGH CIRCUMFERENCE-CONTINUED													
8. WAF-NURSE OFCRS	22.17	1.77	7.96%	548	18.2	19.4	20.0	20.9	22.1	23.3	24.5	25.2	26.7
9. ENLISTED WAFS/W	21.74	1.58	7.27%	1216	18.2	19.2	19.7	20.7	21.7	22.8	23.8	24.4	25.6
10. ENLISTED WAFS/W	21.50	1.70	7.91%	131		18.8	19.3	20.4	21.5	22.5	23.5	24.2	
13. AIR TRAFFIC CNTRL	20.24	1.65	8.15%	681		17.6	18.2	19.0	20.0	21.1	22.2	23.2	
14. ARMY SEPARATE	21.39	1.71	7.99%	***		(18.6)	(20.2)	(22.5)	(24.2)				
17. USAF BASIC TR '52	21.41	2.04	9.53%	3321	17.8	18.7	19.1	20.0	21.1	22.4	24.1	25.2	27.4
18. USAF FLY PRSNL '50	22.38	1.69	7.55%	4000	18.7	19.6	20.2	21.2	22.4	23.5	24.6	25.2	26.5
19. USAF SURVEY 1965	21.63	1.99	9.20%	3859	17.8	18.7	19.2	20.2	21.5	22.9	24.3	25.2	26.8
20. OFFICERS---1965	22.65	1.60	7.06%	549	19.1	20.0	20.6	21.6	22.6	23.7	24.7	25.3	26.7
21. ENLISTED MEN '55	21.98	1.97	8.96%	732	18.0	18.9	19.5	20.6	21.9	23.3	24.6	25.4	26.8
23. BASIC TRAINEES	21.29	1.98	9.30%	2527	17.6	18.5	19.0	19.8	21.0	22.5	24.0	25.0	26.8
24. NAVY FLYERS '64	22.63	1.50	6.98%	1529	18.8	20.0	20.6	21.6	22.7	23.7	24.6	25.2	26.5
25. USAF FLY PRSNL '67	23.16	1.74	7.51%	2420	19.1	20.3	20.9	22.0	23.2	24.3	25.4	26.0	27.4
26. STUDENT PLT '67	23.11	1.82	7.86%	505	19.0	20.1	20.7	21.8	23.1	24.4	25.5	26.1	27.2
27. RATED PILOTS '67	23.21	1.07	7.20%	1187	19.2	20.5	21.1	22.1	23.2	24.3	25.3	26.0	27.4
28. SGT NAVIGAT '67	23.35	1.88	8.05%	188		20.1	20.9	22.1	23.4	24.7	25.8	26.4	
29. RTO NAVIGAT '67	23.04	1.78	7.73%	505	19.2	20.1	20.8	21.9	23.0	24.2	25.2	26.0	27.8
30. ARMY SOLDIERS '66	21.82	1.89	8.66%	6882	17.9	18.9	19.5	20.5	21.7	23.0	24.3	25.1	26.6
31. NAVY ENLISTED '66	21.65	1.97	9.10%	4935	17.8	18.8	19.3	20.2	21.4	22.9	24.4	25.3	26.7
32. NAVY DIVERS '72	22.86	1.75	7.66%	100		20.0	20.6	21.0	22.1	23.2	24.4	25.1	26.5
33. MARINE ENLIST '66	22.17	1.66	7.49%	2038	18.7	19.6	20.1	21.0	22.1	23.2	24.4	25.1	26.5
36. ARMY AVIATORS '70	23.02	2.06	8.95%	1482		(19.2)	(20.9)	(23.4)	(25.2)				
44. SWEDISH CIV WOMEN	22.17	1.83	8.25%	215		(17.8)	(19.3)	(21.3)	(22.8)				
46. JAPANESE CIV WOMEN	20.30	1.50	7.39%	1622		(17.8)	(19.3)	(21.3)	(22.8)				
48. NATO SURVEY-60/61	21.27	1.46	6.86%	3325	18.1	18.9	19.4	20.3	21.3	22.3	23.1	23.7	24.9
49. TURKISH MIL '60	20.79	1.55	7.46%	912	17.5	18.3	18.8	19.7	20.8	21.8	22.8	23.4	24.9
50. GREEK MILIT '61	21.46	1.39	6.48%	1071	18.6	19.3	19.7	20.5	21.4	22.4	23.3	23.8	24.7
51. ITALIAN MIL '61	21.44	1.39	6.48%	1342	18.5	19.2	19.7	20.5	21.4	22.4	23.2	23.8	25.0
52. BANTU MINERS	19.57	1.13	5.77%	485		17.8	18.9	19.4	20.3	21.4	22.8	23.5	
53. FRENCH ARMY	21.03	1.38	6.50%	734		18.9	19.4	20.2	21.1	21.9	22.8	23.5	
54. FRENCH PILOTS	21.95	1.50	6.83%	55		19.0	19.5	21.3	22.1	22.8	23.7	24.4	
55. FRENCH STUD PILOT	20.60	1.42	6.89%	101		18.5	18.9	19.6	20.4	21.8	22.6	23.1	
56. FRENCH NAVY -I	20.75	1.59	7.66%	212		18.5	18.8	19.6	20.6	21.9	22.9	23.6	
57. FRENCH NAVY -II	21.66	1.69	7.73%	100		19.2	19.6	20.6	21.8	22.8	24.1	25.0	
59. GERMAN AVIATORS	22.00	1.36	6.18%	1006	18.8	19.8	20.3	21.0	22.0	22.9	23.8	24.3	25.0
61. GERMANS/25-40 YRS	22.48	1.38	6.14%	2643		19.9	20.5	21.6	22.5	23.4	24.1	24.8	
65. ROYAL ARMOR CORP	22.72	1.99	8.76%	500		19.7	20.4	21.3	22.6	24.0	25.2	25.9	
66. ROYAL AIR FORCE	22.44	1.52	6.77%	2000	18.9	19.9	20.5	21.4	22.5	23.5	24.4	24.9	25.9
67. RAF AIRCREW	22.17	1.59	7.17%	200		19.8	20.1	21.0	22.0	23.2	24.2	24.7	
68. RCAF PILOTS	22.21	1.77	7.97%	314		19.3	19.8	21.1	22.3	23.4	24.5	25.1	
69. RCAF NAVIGATORS	22.35	1.67	7.47%	230		19.6	20.1	21.2	22.4	23.5	24.3	25.0	
70. NEW ZEALAND AIRF.	22.00	1.44	6.55%	238		(19.6)	(21.0)	(23.0)	(24.4)				

METRIC VALUES	MEAN	STD DEV	COEF OF V	-N-	1ST	5TH	10TH	25TH	50TH	75TH	90TH	95TH	99TH
PERCENTILES													
852. THIGH CIRCUMFERENCE-CONTINUED													
73.CZECH LUMBERMEN	51.20	3.90	7.62%	1110	(44.8)	48.1	(48.0)	(53.8)	(57.6)				
75.LATIN AMERICANS	53.30	4.00	7.50%	1985	46.9	50.2	52.8	55.2	58.0	59.7			
78.SOUTH AFRICANS	52.37	3.91	7.47%	1442	45.9	52.4			58.9				
79.JAPANESE CIV. MEN	50.30	3.90	7.75%	1870	(43.9)	(47.7)	(52.9)	(55.7)					
80.JAPANESE AIRFORCE	52.65	3.41	6.48%	1176	47.3	48.4	50.4	52.6	54.8	57.0	58.3		
81. JAPAN AF PILOTS	53.36	3.30	6.18%	210	48.3	49.3	51.0	53.1	55.4	57.6	59.0		
82. JAPAN AF NAVIG	52.62	3.33	6.33%	538	47.3	48.5	50.4	52.6	54.8	56.8	58.0		
83.JAPANESE PILOTS	52.00	3.70	7.12%	237	46.5	47.3	49.3	51.6	54.5	57.0	58.4		
84.THAI MILITARY	49.50	3.70	7.47%	2950	43.5	45.0	47.0	49.0	51.5	54.0	55.5		
85.VIETNAM MILITARY	47.48	3.57	7.52%	2125	41.9	43.0	45.0	47.2	49.0	52.0	53.6		
86.R.O.K.A.F. PILOTS	53.50	4.70	8.79%	254	46.2	47.7	49.9	52.8	56.2	59.3	61.2		
87.KOREAN FORCES -65	49.10	2.80	5.70%	3747	44.7	45.7	47.2	49.0	50.9	52.6	53.5		
89.SWEDISH AVIATORS	56.22	3.65	6.49%	240	(50.2)	(53.8)	(58.7)	(62.2)					
90.IRANIAN MILITARY	52.56	4.19	7.97%	9414	46.1	47.3	49.5	52.1	54.9	57.8	59.7		
853. THIGH CIRCUMFERENCE, SITTING.....													
-2.AG-SEPARATEE 1946	55.63	5.23	9.40%	7781	48.0	49.3	52.1	55.1	58.9	62.5	65.0		
19.USAF SURVEY 1965	54.95	5.22	9.50%	3829	47.3	48.5	51.0	54.4	58.3	62.1	64.4		68.7
20. OFFICERS---1965	58.19	4.39	7.54%	549	48.3	51.0	55.2	58.1	61.0	63.8	65.7		69.7
21. ENLISTED MEN*65	56.31	5.27	9.36%	732	45.7	48.1	49.6	52.5	56.0	59.8	63.3		69.7
23. BASIC TRAINEE*65	53.83	4.98	9.25%	2527	44.8	47.0	48.1	50.1	53.0	56.7	60.7		68.1
25.USAF FLY PRSNL*67	57.87	4.27	7.38%	2420	47.7	50.8	52.4	55.0	57.9	60.7	63.3		68.3
26. STUDENT PLT *67	57.78	4.42	7.65%	535	47.5	50.4	52.0	54.8	57.8	60.8	63.5		68.0
27. RATED PILOTS*67	58.60	4.14	7.14%	1187	48.2	51.3	52.8	55.3	57.9	60.7	63.3		68.5
28. SOT NAVIGAT *67	58.29	4.57	7.84%	188	50.2	52.2	55.3	58.6	61.5	64.0	65.4		
29.---RIO NAVIGAT--62	57.60	4.28	7.43%	535	47.8	50.3	52.0	54.8	57.7	60.4	62.8		68.8
48.NATO SURVEY-60/61	52.42	3.57	6.81%	3325	44.2	46.6	47.8	50.0	52.4	54.8	57.0		60.8
49. TURKISH MIL.*60	50.91	3.95	7.76%	912	42.2	44.7	46.0	48.1	50.6	53.4	56.1		61.2
50. GREEK MILIT *61	53.19	3.27	6.15%	1071	46.0	49.0	49.0	50.9	53.1	55.4	57.5		60.8
51. ITALIAN MIL.*61	52.83	3.21	6.08%	1342	45.8	47.5	48.6	50.5	52.8	55.0	56.9		60.7
59.GERMAN AVIATORS	54.35	3.48	6.40%	1006	46.4	48.8	49.9	51.9	54.2	56.7	58.9		62.3
856. THIGH CLEARANCE.....													
7.AIR FORCE MMN *68	12.44	1.25	10.05%	1905	9.8	10.4	10.8	11.5	12.4	13.3	14.1		15.5
8. WAF-NURSE OFCRS	12.52	1.36	10.86%	548	9.8	10.4	10.8	11.5	12.5	13.5	14.4		15.7
9. ENLISTED WAFS/M	12.37	1.19	9.62%	1210	9.7	10.4	10.8	11.5	12.3	13.2	14.0		15.1
10. ENLISTED WAFS/B	12.76	1.23	9.64%	131	10.8	11.2	11.9	12.7	13.5	14.3	14.9		
11.HEALTH EXAM/F *62	13.72	1.84	13.41%	3581	9.1	10.6	11.3	12.4	13.7	15.2	16.7		19.1
12.---HLTH EXE-25-40	13.86	1.88	13.56%	1155	9.2	10.7	11.4	12.5	13.8	15.3	16.8		19.5
13.AIR TRAFFIC CNTRL	13.30	1.28	9.62%	681	11.0	11.0	11.5	12.1	12.9	13.8	14.5		15.2
18.USAF FLY PRSNL*50	14.24	1.30	9.13%	4000	11.3	12.1	12.6	13.3	14.2	15.1	15.9		17.2
19.USAF SURVEY 1965	15.28	1.40	9.16%	3859	12.4	13.2	13.6	14.3	15.2	16.2	17.2		18.9

ENGLISH VALUES		MEAN	STD DEV	COEF OF V	-N-	1ST	5TH	10TH	25TH	50TH	75TH	90TH	95TH	99TH
852. THIGH CIRCUMFERENCE-CONTINUED														
73.CZECH LUMBERMEN	20.16	1.54	7.64%	2400		(17.6)		(19.1)		(21.2)		(22.7)		
75.LATIN AMERICANS	21.00	1.60	7.62%	1985		18.5	18.9	19.8	20.8	21.7	22.8	23.5		
78.SOUTH AFRICANS	20.62	1.54	7.47%	1442		18.1			20.6			23.2		
79.JAPANESE CIV. MEN	19.80	1.50	7.58%	1870		(17.3)		(18.8)		(20.8)		(22.3)		
80.JAPANESE AIRFORCE	20.73	1.34	6.46%	1176		18.6	19.1	19.8	20.7	21.6	22.4	23.0		
81. JAPAN AF PILOTS	21.01	1.30	6.19%	210		19.0	19.4	20.1	20.9	21.8	22.7	23.2		
82. JAPAN AF NAVIG	20.72	1.31	6.32%	538		18.6	19.1	19.8	20.7	21.6	22.4	22.8		
83.JAPANESE PILOTS	20.47	1.46	7.13%	237		18.3	18.5	19.4	20.4	21.5	22.4	23.0		
84.THAI MILITARY	19.48	1.45	7.44%	2950		17.1	17.7	18.5	19.3	20.3	21.3	21.9		
85.VIETNAM MILITARY	18.69	1.41	7.54%	2125		15.8	16.5	16.9	17.7	18.6	19.5	20.5	21.1	22.5
86.R.O.K.A.F. PILOTS	21.06	1.85	8.78%	254		18.2	18.8	19.6	20.8	22.1	23.3	24.1		
87.KOREAN FORCES -65	19.33	1.10	5.69%	3747		17.6	18.0	18.6	19.3	20.0	20.7	21.1		
89.SWEDISH AVIATORS	22.13	1.44	6.51%	240		(19.8)		(21.2)		(23.1)		(24.5)		
90.IRANIAN MILITARY	20.69	1.65	7.97%	9414		18.1	18.6	19.5	20.5	21.6	22.8	23.5		
853. THIGH CIRCUMFERENCE, SITTING.....														
5.WAG-SERAPIE 1946	21.90	2.06	9.41%	7781		17.7	18.9	19.4	20.5	21.7	23.2	24.6	25.6	27.4
19.USAF SURVEY 1965	21.64	2.06	9.52%	3859		17.8	18.6	19.1	20.1	21.4	22.9	24.5	25.4	27.1
20. OFFICERS---1965	22.91	1.73	7.55%	543		19.0	20.1	20.7	21.7	22.9	24.0	25.1	25.9	27.4
21. ENLISTED MEN'65	22.17	2.07	9.34%	732		18.0	18.9	19.5	20.7	22.0	23.5	24.9	25.8	27.4
23. BASIC TRAINEE'65	21.19	1.96	9.25%	2527		17.6	18.5	18.9	19.7	20.9	22.3	23.9	24.9	26.8
25.USAF FLY PRSNL'67	22.79	1.68	7.37%	2420		18.8	20.0	20.6	21.7	22.8	23.9	24.9	25.6	26.9
26. STUDENT PLT '67	22.75	1.74	7.65%	505		18.7	19.9	20.5	21.6	22.8	24.0	25.0	25.6	26.8
27. RATED PILOTS'67	22.84	1.63	7.14%	1187		19.0	20.2	20.8	21.8	22.8	23.9	24.9	25.6	27.0
28. SOT NAVIGAT '67	22.95	1.80	7.84%	188		19.8	19.8	20.5	21.8	23.1	24.2	25.2	25.8	
29.---RIO-NAVIGAT-'62	22.68	1.69	7.45%	505		18.8	19.8	20.5	21.6	22.7	23.8	24.7	25.4	27.1
48.NATO SURVEY-60/51	20.64	1.41	6.83%	3325		17.4	18.3	18.8	19.7	20.6	21.6	22.4	23.0	23.9
49. TURKISH MIL.'60	20.04	1.55	7.73%	912		16.6	17.6	18.1	18.9	19.9	21.0	22.1	22.8	24.1
50. GREEK MILIT '61	20.94	1.29	6.16%	1071		18.1	18.9	19.3	20.0	20.9	21.8	22.6	23.1	23.9
51. ITALIAN MIL.'51	20.80	1.26	6.06%	1342		18.0	18.7	19.1	19.9	20.8	21.6	22.4	22.9	23.9
59.GERMAN AVIATORS	21.40	1.37	6.40%	1006		18.3	19.2	19.7	20.4	21.4	22.3	23.2	23.7	24.5
856. THIGH CLEARANCE.....														
7.AIR FORCE WMN '68	4.90	.49	10.00%	1905		3.8	4.1	4.3	4.5	4.9	5.2	5.6	5.7	6.1
8. WAF-NURSE OFCRS	4.93	.53	10.75%	543		3.8	4.1	4.2	4.5	4.9	5.3	5.7	5.9	6.2
9. ENLISTED WAFS/W	4.87	.47	9.65%	1210		3.8	4.1	4.3	4.5	4.9	5.2	5.5	5.7	6.0
10. ENLISTED WAFS/B	5.02	.48	9.56%	131			4.3	4.4	4.7	5.0	5.3	5.6	5.9	
11.HEALTH EXAM/F '62	5.40	.72	13.33%	3581			4.2	4.4	4.9	5.4	6.0	6.6	6.9	
12.---DLI-EXE-25-50	5.46	.74	13.55%	1165		3.6	4.2	4.5	4.9	5.4	6.0	6.6	7.0	7.7
13.AIR TRAFFIC CNTRL	5.23	.50	9.56%	681			4.4	4.5	4.7	5.1	5.4	5.7	5.9	
18.USAF FLY PRSNL'50	5.60	.51	9.11%	4000		4.4	4.8	4.9	5.3	5.6	6.0	6.3	6.4	6.8
19.USAF SURVEY 1965	6.01	.55	9.15%	3659		4.9	5.2	5.3	5.6	6.0	6.4	6.8	7.0	7.4

METRIC VALUES	MEAN	STD DEV	COEF OF V	-V-	1ST	5TH	10TH	25TH	50TH	75TH	90TH	95TH	99TH
856. THIGH CLEARANCE-CONTINUED													
20. OFFICERS---1965	15.93	1.26	7.91%	549	13.1	13.9	14.4	15.1	15.9	16.8	17.6	18.2	19.2
21. ENLISTED MEN '65	15.61	1.43	9.16%	732	12.8	13.4	13.8	14.6	15.5	16.5	17.5	18.1	19.3
23. BASIC TRAINEE '65	15.03	1.36	9.05%	2527	12.2	13.0	13.4	14.1	14.9	15.9	16.9	17.5	18.6
25. USAF FLY PRSNL '67	16.53	1.38	8.35%	2420	13.4	14.3	14.8	15.6	16.5	17.4	18.3	18.8	19.9
26. STUDENT PLT '67	16.61	1.37	8.25%	505	13.3	14.3	14.8	15.7	16.6	17.6	18.4	18.9	19.8
27. RATED PILOTS '67	16.45	1.36	8.26%	1187	13.5	14.3	14.7	15.5	16.4	17.4	18.2	18.8	19.8
28. SGT NAVIGAT '67	16.84	1.47	8.73%	188		14.4	15.0	15.9	16.8	17.9	18.8	19.3	
29. KTD NAVIGAT '67	16.50	1.37	8.30%	505	13.4	14.3	14.8	15.6	16.5	17.3	18.2	18.7	20.2
36. ARMY AVIATORS '70	14.70	1.40	9.52%	1482	11.6	12.4	12.9	13.8	14.7	15.7	16.5	17.0	18.2
37. HEALTH EXAM 'M '62	14.31	1.69	11.81%	3091	10.0	11.4	12.1	13.1	14.4	15.7	17.0	17.7	19.0
38. HLIA-EXCH-25-40	14.69	1.75	11.91%	1012	11.5	11.8	12.1	13.3	14.8	16.0	17.4	18.3	19.1
42. GERMAN OFFC WKR/F	14.16	1.40	9.93%	1156	(11.8)	(13.2)	(15.0)	(16.2)	(17.5)	(18.8)	(20.1)	(21.4)	(22.7)
44. SWEDISH CIV WOMEN	15.35	1.31	8.53%	214	(13.2)	(14.5)	(15.8)	(17.1)	(18.4)	(19.7)	(21.0)	(22.3)	(23.6)
47. SWEDISH IND-HKZE	15.70	1.60	10.19%	77	(13.1)	(14.6)	(16.1)	(17.6)	(19.1)	(20.6)	(22.1)	(23.6)	(25.1)
48. NATO SURVEY-60/61	15.46	1.26	8.15%	3325	12.6	13.4	13.9	14.6	15.4	16.3	17.1	17.6	18.4
49. TURKISH MIL. '60	14.60	1.18	8.08%	912	12.1	12.8	13.1	13.8	14.5	15.4	16.2	16.7	17.7
50. GREEK MILIT '61	15.34	1.01	6.58%	1071	13.1	13.8	14.1	14.6	15.3	16.0	16.7	17.1	17.8
51. ITALIAN MIL. '61	16.13	1.10	6.82%	1342	13.8	14.4	14.7	15.4	16.1	16.9	17.6	18.0	18.7
52. BANTU MINERS	13.81	1.09	7.89%	485	12.2	12.2	12.6	13.2	13.7	14.7	15.4	15.9	
53. FRENCH ARMY	13.95	1.14	8.17%	794	12.2	12.7	13.0	14.0	14.5	15.2	16.0	16.4	
54. FRENCH PILOTS	14.48	1.11	7.67%	55	12.7	13.0	13.0	13.4	14.2	14.9	15.7	16.0	
55. FRENCH STUD PILOT	14.20	1.13	7.96%	101	12.4	12.4	12.4	12.8	13.5	14.4	15.1	15.6	
56. FRENCH NAVY -I	13.59	1.07	7.87%	212	12.0	12.8	13.0	14.0	14.5	15.5	16.1	16.5	
57. FRENCH NAVY -II	14.64	1.17	7.99%	100	12.8	13.2	13.7	14.5	15.5	16.5	17.5	18.0	19.0
59. GERMAN AVIATORS	15.53	1.45	9.34%	1006	12.4	13.2	13.7	14.5	15.5	16.5	17.5	18.0	
60. GERMAN 20 YR OLDS	14.10	1.30	9.22%	7144	12.3	12.3	12.6	13.2	14.1	14.9	15.9	16.4	
61. GERMAN 25-40 YRS	15.10	.70	4.64%	2643	13.3	13.8	14.2	15.1	16.0	16.8	17.8	18.4	
65. ROYAL ARMOR CORP	16.07	1.52	9.46%	500	13.3	13.9	14.3	15.0	15.8	16.6	17.3	17.8	18.9
66. ROYAL AIR FORCE	15.83	1.19	7.52%	588	13.3	13.9	14.3	15.0	15.8	16.6	17.3	17.8	
80. JAPANESE AIRFORCE	13.54	1.32	9.75%	1176	11.4	11.4	11.9	12.7	13.6	14.4	15.2	15.6	
81. JAPAN AF PILOTS	13.93	1.33	9.55%	210	11.7	12.2	13.1	14.0	14.9	15.5	15.9	15.9	
82. JAPAN AF NAVIG	13.50	1.37	10.15%	538	11.2	11.7	12.7	13.5	14.4	15.2	15.6	15.6	
86. R.O.K.A.F. PILOTS	13.39	1.32	9.86%	264	11.2	11.5	12.5	13.5	14.3	15.0	15.4	15.4	
88. SWEDISH IND WKR/M	15.20	1.80	11.84%	87	(12.2)	(14.0)	(16.4)	(18.2)	(20.0)	(21.8)	(23.6)	(25.4)	
859. THIGH-THIGH BREADTH, SITTING.....													
7. AIR FORCE WMN '68	38.19	2.86	7.49%	1905	32.1	33.8	34.7	36.2	38.0	40.0	42.0	43.3	45.9
8. WAF-NURSE OFCRS	39.18	3.00	7.66%	548	33.2	34.7	35.6	37.0	38.9	41.1	43.3	44.6	47.0
9. ENLISTED WAFS/M	37.93	2.67	7.04%	1216	32.2	33.8	34.6	36.1	37.8	39.6	41.4	42.6	45.2
10. ENLISTED WAFS/B	36.59	2.63	7.19%	131	32.4	32.4	33.2	34.7	36.5	38.5	40.2	41.1	

ENGLISH VALUES		MEAN	STD DEV	COEF OF V	-N-	1ST	5TH	10TH	25TH	50TH	75TH	90TH	95TH	99TH
856. THIGH CLEARANCE-CONTINUED														
20. OFFICERS---1965	.50	6.27		7.97%	5+9	5.2	5.5	5.7	5.9	6.3	6.6	6.9	7.2	7.6
21. ENLISTED MEN '65	.56	6.14		9.12%	792	5.0	5.3	5.5	5.7	6.1	6.5	6.9	7.1	7.6
23. BASIC TRAINEE '65	.53	5.92		8.95%	2527	4.8	5.1	5.3	5.5	5.9	6.3	6.6	5.9	7.3
25. USAF FLY PRSNL '67	.54	6.51		8.29%	2420	5.3	5.6	5.8	6.1	6.5	6.9	7.2	7.4	7.8
26. STUDENT PLT '67	.54	6.54		8.26%	505	5.2	5.6	5.8	6.2	6.5	6.8	7.2	7.4	7.8
27. RATED PILOTS '67	.54	6.48		8.33%	1187	5.3	5.6	5.8	6.1	6.5	6.8	7.2	7.4	7.8
28. SOT NAVIGAT '67	.58	6.63		8.75%	188		5.7	5.9	6.3	6.6	7.0	7.4	7.6	
29. RTD NAVIGAT '67	.54	6.50		8.31%	505	5.3	5.6	5.8	6.1	6.5	6.8	7.2	7.4	7.9
36. ARMY AVIATORS '70	.55	5.79		9.50%	1492		4.9	5.1	5.4	5.8	6.2	6.5	5.7	
37. HEALTH EXAM/M '62	.66	5.63		11.72%	3031	3.9	4.5	4.8	5.2	5.7	6.2	6.7	7.0	7.5
38. ALIEN EXCH-25-50	.5.78	5.78		11.94%	1012	4.5	4.6	4.8	5.2	5.8	6.3	6.8	7.2	7.5
42. GERMAN OFFC WKR/F	.5.55	5.55		9.91%	1156	(4.6)	(4.6)	(4.8	(5.2)	(5.9)	(6.5)	(6.5)	(6.5)	
44. SWEDISH CIV WOMEN	.51	6.04		8.44%	214	(5.2)	(5.2)	(5.7)	(5.8)	(6.4)	(6.6)	(6.6)	(6.6)	
47. SWEDISH IND WKR/ZE	.62	6.18		10.03%	77	(5.2)	(5.2)	(5.7)	(5.8)	(6.4)	(6.6)	(6.6)	(6.6)	
48. NATO SURVEY-60/61	.6.09	6.09		8.21%	3325	5.0	5.3	5.5	5.7	6.1	6.4	6.7	5.9	7.2
49. TURKISH MIL. '60	.5.75	5.75		8.00%	912	4.8	5.0	5.2	5.4	5.7	6.0	6.4	5.6	7.0
50. GREK MILIT '61	.6.04	6.04		6.62%	1071	5.2	5.4	5.5	5.8	6.0	6.3	6.6	5.7	7.0
51. ITALIAN MIL. '61	.6.35	6.35		6.77%	1342	5.4	5.7	5.8	6.0	6.3	6.7	6.9	7.1	7.4
52. BANTU MINERS	.5.44	5.44		7.90%	495		4.8			5.4			6.3	
53. FRENCH ARMY	.5.49	5.49		8.20%	794		4.8		5.2	5.5	5.8	6.1	6.2	
54. FRENCH PILOTS	.5.70	5.70		7.72%	65		5.0	5.1	5.5	5.7	6.0	6.3	6.5	
55. FRENCH STUD PILOT	.5.59	5.59		7.87%	101		4.9	5.1	5.3	5.6	5.9	6.2	5.3	
56. FRENCH NAVY -I	.5.35	5.35		7.85%	212		4.7	4.9	5.0	5.3	5.7	5.9	5.1	
57. FRENCH NAVY -II	.5.76	5.76		7.99%	100		5.0	5.1	5.5	5.7	6.1	6.3	6.5	
59. GERMAN AVIATORS	.6.11	6.11		9.33%	1000	4.9	5.2	5.4	5.7	6.1	6.5	6.9	7.1	7.5
60. GERMAN 20 YR OLDS	.5.55	5.55		9.19%	7144		4.8	5.0	5.2	5.6	5.9	6.3	6.5	
61. GERMANS/25-40 YRS	.5.94	5.94		4.71%	2643		5.2	5.4	5.7	5.9	6.1	6.4	6.5	
65. ROYAL ARMOR CORP	.6.33	6.33		9.48%	530		5.4	5.6	5.9	6.3	6.6	7.0	7.2	
66. ROYAL AIR FORCE	.6.23	6.23		7.54%	588		5.5	5.6	5.9	6.2	6.5	6.8	7.0	
80. JAPANESE AIRFORCE	.5.33	5.33		9.76%	1176		4.5	4.7	5.0	5.4	5.7	6.0	5.1	
81. JAPAN AF PILOTS	.5.48	5.48		9.49%	210		4.6	4.8	5.2	5.5	5.9	6.1	5.3	
82. JAPAN AF NAVIG	.5.31	5.31		10.17%	538		4.4	4.6	5.0	5.3	5.7	6.0	5.1	
86. R.O.K.A.F. PILOTS	.5.27	5.27		9.87%	264		4.4	4.5	4.9	5.3	5.6	5.9	5.1	
88. SWEDISH IND WKR/M	.5.98	5.98		11.71%	87	(4.8)	(4.8)	(4.8)	(5.5)	(5.5)	(6.5)	(6.5)	(7.1)	
859. THIGH-THIGH BREADTH, SITTING.....														
7. AIR FORCE WMN '68	1.13	15.04		7.51%	1905	12.7	13.3	13.7	14.3	15.0	15.7	16.5	17.0	18.1
8. WAF-NURSE OFCRS	1.18	15.43		7.85%	548	13.1	13.7	14.0	14.6	15.3	16.2	17.0	17.6	18.5
9. ENLISTED WAFS/W	1.05	14.93		7.03%	1216	12.7	13.3	13.6	14.2	14.9	15.6	16.3	15.8	17.8
10. ENLISTED WAFS/B	1.03	14.41		7.15%	131		12.8	13.1	13.5	14.4	15.1	15.8	16.2	

METRIC VALUES	MEAN	STD DEV	COEF OF V	1ST	5TH	10TH	25TH	50TH	75TH	90TH	95TH	99TH
PERCENTILES												
860. THIGH-THIGH BREADTH, SITTING, OVER FOUNDATION GARMENT.....												
7. AIR FORCE WMN '68	37.25	2.65	7.11%	31.7	33.2	34.0	35.4	37.1	38.9	40.7	41.9	44.5
8. WAF-NURSE OFCS	38.36	2.89	7.53%	32.1	33.9	34.8	36.4	38.2	40.2	42.2	43.4	46.0
9. WAF-NURSE WAFS/M	36.96	2.41	6.52%	31.9	33.2	34.0	35.3	36.9	38.5	40.0	41.1	43.3
10. ENLISTED WAFS/B	35.91	2.45	6.82%	31.9	32.0	32.7	34.1	35.8	37.6	39.3	40.3	
864. THUMB-CROTCH LENGTH.....												
30. ARMY SOLDIERS '66	4.97	.52	10.46%	3.8	4.1	4.3	4.6	5.0	5.3	5.6	5.8	6.3
31. NAVY ENLISTED '66	4.95	.49	9.90%	3.8	4.2	4.3	4.6	5.0	5.3	5.6	5.8	6.2
33. MARINE ENLIST '66	4.99	.54	10.82%	3.8	4.1	4.3	4.6	5.0	5.3	5.7	5.9	6.4
867. THUMB-TIP REACH.....												
7. AIR FORCE WMN '68	74.13	3.88	5.23%	65.3	67.7	69.1	71.5	74.2	76.7	79.1	80.5	83.3
8. WAF-NURSE OFCS	74.31	3.87	5.21%	64.2	67.7	69.3	71.7	74.3	77.0	79.3	80.6	82.7
9. ENLISTED WAFS/M	73.91	3.79	5.13%	65.4	67.6	69.0	71.3	73.9	76.5	78.7	80.1	82.8
10. ENLISTED WAFS/B	75.65	4.12	5.45%	69.1	70.4	72.8	75.5	78.3	81.0	82.7	84.0	
13. AIR TRAFFIC CNTRL	82.80	4.07	4.92%	73.1	75.5	76.9	79.3	82.0	84.7	87.2	88.8	92.1
18. USAF FLY PRSNL '50	82.05	4.03	4.91%	73.1	75.5	76.9	79.3	82.0	84.7	87.2	88.8	92.1
19. USAF SURVEY '1965	78.87	4.20	5.33%	69.3	72.1	73.6	76.0	78.5	81.6	84.3	85.1	89.5
20. OFFICERS---1965	78.77	3.96	5.03%	70.6	72.5	73.6	75.8	78.5	81.4	84.2	85.8	89.5
21. ENLISTED MEN '65	77.88	4.20	5.39%	68.0	71.3	72.8	75.1	77.7	80.6	83.4	85.2	88.3
23. BASIC TRAINEES	79.20	4.21	5.32%	69.4	72.4	73.9	76.4	79.1	81.9	84.6	85.4	90.0
24. NAVY FLYERS '64	80.63	3.61	4.51%	72.7	74.6	75.6	77.4	79.8	82.4	84.9	86.4	89.2
25. USAF FLY PRSNL '67	80.31	3.98	4.96%	71.2	73.9	75.3	77.6	80.2	82.9	85.4	87.0	90.3
26. STUDENT PLT '67	79.90	3.97	4.97%	70.7	73.3	74.7	77.2	79.9	82.5	85.0	86.6	90.4
27. RATED PILOTS '67	80.45	4.05	5.03%	71.3	73.9	75.3	77.7	80.4	83.1	85.7	87.3	90.4
28. SOT NAVIGAT '67	80.25	3.51	4.37%	74.6	75.8	75.8	77.8	80.1	82.6	84.9	85.3	
29. RTD NAVIGAT '67	80.37	3.92	4.88%	71.3	74.2	75.5	77.7	80.2	82.9	85.5	87.2	90.3
30. ARMY SOLDIERS '66	82.60	4.85	5.87%	71.9	74.9	76.5	79.3	82.5	85.8	89.0	90.9	94.6
31. NAVY ENLISTED '66	81.49	4.66	5.72%	70.9	74.0	75.6	78.3	81.4	84.6	87.5	89.3	92.8
33. MARINE ENLIST '66	80.33	4.79	5.96%	69.6	72.7	74.3	77.0	80.2	83.5	86.7	88.6	92.3
35. ARMY HELIO STNITS	79.80	3.80	4.76%	73.5	75.0	75.0	77.3	79.7	82.3	84.7	85.3	
36. ARMY AVIATORS '70	79.34	4.12	5.19%	70.9	73.1	74.3	76.4	79.1	82.0	84.9	85.8	90.5
39. LAW-ENGINEER-DEER	82.92	4.11	4.96%	74.1	76.5	77.8	80.1	82.7	85.6	88.3	89.9	93.0
42. AUSIBAL-N-PILOIZE	72.41	5.43	7.50%	63.5	65.5	65.5	68.7	72.4	76.0	79.4	81.3	
48. NATO SURVEY-60/b1	75.48	3.52	4.66%	67.7	69.9	71.1	73.1	75.4	77.8	80.1	81.5	84.4
49. TURKISH MIL. '60	75.54	3.44	4.55%	68.3	70.3	71.3	73.1	75.3	77.7	80.1	81.6	84.6
50. GREEK MILIT '61	75.63	3.34	4.42%	68.5	70.3	71.4	73.4	75.6	77.8	79.9	81.3	84.4
51. ITALIAN MIL. '61	75.32	3.70	4.91%	67.2	69.3	70.6	72.7	75.2	77.8	80.2	81.6	84.4
52. BANTU MINERS	79.15	4.02	5.08%	71.7	73.1	74.5	76.9	79.9	82.8	85.5	87.1	90.4
59. GERMAN AVIATORS	80.01	4.28	5.35%	70.5	73.1	74.3	76.5	79.0	82.3	85.1	86.4	
62. CANADIAN MILIT '64	79.40	4.24	5.34%	72.6	73.2	74.3	76.5	79.0	82.3	85.1	86.4	
65. ROYAL ARMOR CORP	78.15	3.65	4.67%	72.6	73.6	73.6	75.5	77.7	80.7	83.1	84.1	

ENGLISH VALUES	MEAN	STD DEV	COEF OF V	1ST	5TH	10TH	25TH	50TH	75TH	90TH	95TH	99TH	
-- -- -- -- -- PERCENTILES -- -- -- -- --													
860. THIGH-THIGH BREADTH, SITTING, OVER FOUNDATION GARMENT.....													
7. AIR FORCE WMN '68	14.66	1.04	7.09%	1513	12.5	13.1	13.4	14.0	14.6	15.3	16.0	16.5	17.5
8. WAF-NURSE OFCS	15.10	1.14	7.55%	390	12.6	13.4	13.7	14.3	15.0	15.8	16.6	17.1	18.1
9. ENLISTED WAFS/W	14.55	.95	6.53%	1018	12.6	13.1	13.4	13.9	14.5	15.2	15.8	16.2	17.0
10. ENLISTED WAFS/B	14.14	.97	6.86%	98	12.6	12.9	13.4	14.1	14.8	15.5	15.9		
864. THUMB-CROUCH LENGTH.....													
30. ARMY SOLDIERS '66	1.96	.20	10.20%	6682	1.5	1.6	1.7	1.8	2.0	2.1	2.2	2.3	2.5
31. NAVY ENLISTED '66	1.95	.19	9.74%	4095	1.5	1.6	1.7	1.8	2.0	2.1	2.2	2.3	2.4
33. MARINE ENLIST '66	1.96	.21	10.71%	2036	1.5	1.6	1.7	1.8	2.0	2.1	2.2	2.3	2.5
867. THUMB-TIP REACH.....													
7. AIR FORCE WMN '68	29.19	1.53	5.24%	1905	25.7	25.6	27.2	28.1	29.2	30.2	31.1	31.7	32.8
8. WAF-NURSE OFCS	29.25	1.52	5.20%	548	25.3	25.7	27.3	28.2	29.3	30.3	31.2	31.8	32.6
9. ENLISTED WAFS/W	29.10	1.49	5.12%	1216	25.7	26.6	27.2	28.1	29.1	30.1	31.0	31.5	32.6
10. ENLISTED WAFS/B	29.78	1.62	5.44%	131	27.2	27.2	27.7	28.6	29.7	30.8	31.9	32.6	
13. AIR TRAFFIC CNTRL	32.60	1.60	4.91%	681	30.0	30.0	30.5	31.3	32.5	33.4	34.6	35.2	36.3
18. USAF FLY PRSNL '50	32.30	1.59	4.92%	4000	28.8	29.7	30.3	31.2	32.3	33.4	34.3	35.0	36.3
19. USAF SURVEY 1965	31.05	1.65	5.31%	3859	27.3	28.4	29.0	29.9	31.0	32.1	33.2	33.9	35.2
20. OFFICERS --- 1965	31.01	1.56	5.03%	549	27.8	28.6	29.0	29.9	30.9	32.1	33.1	33.8	34.8
21. ENLISTED MEN '65	30.66	1.65	5.38%	792	26.8	28.1	28.7	29.6	30.6	31.7	32.8	33.5	34.8
23. BASIC TRAINEES	31.18	1.66	5.32%	2927	27.3	28.5	29.1	30.1	31.2	32.2	33.3	34.0	35.4
24. NAVY FLYERS '64	31.51	1.42	4.51%	1529	28.6	29.4	29.8	30.5	31.4	32.4	33.4	34.0	35.1
25. USAF FLY PRSNL '67	31.62	1.57	4.97%	2420	28.0	29.1	29.6	30.6	31.6	32.6	33.6	34.3	35.6
26. STUDENT PLT '67	31.45	1.56	4.96%	505	27.8	28.8	29.4	30.4	31.5	32.5	33.5	34.1	35.6
27. RATED PILOTS '67	31.68	1.60	5.05%	1187	28.1	29.1	29.7	30.6	31.7	32.7	33.7	34.4	35.6
28. SOT NAVIGAT '67	31.60	1.38	4.37%	189	29.4	29.4	29.8	30.6	31.5	32.5	33.4	34.0	
29. RTD NAVIGAT '67	31.64	1.55	4.90%	505	28.1	29.2	29.7	30.6	31.6	32.6	33.7	34.3	35.5
30. ARMY SOLDIERS '66	32.52	1.91	5.87%	6682	28.3	29.5	30.1	31.2	32.5	33.8	35.0	35.8	37.3
31. NAVY ENLISTED '66	32.08	1.83	5.70%	4095	27.9	29.1	29.8	30.8	32.0	33.3	34.5	35.2	36.5
33. MARINE ENLIST '66	31.63	1.89	5.98%	2008	27.4	28.6	29.3	30.3	31.6	32.9	34.1	34.9	36.4
35. ARMY HELIO STONTS	31.40	1.50	4.78%	1640	27.4	28.9	29.5	30.4	31.4	32.4	33.3	34.0	
36. ARMY AVIATORS '70	31.24	1.62	5.19%	1482	29.2	28.8	29.3	30.1	31.1	32.3	33.4	34.2	36.6
39. LAW-ENGINEER-QUEER	32.64	1.62	4.96%	2987	29.2	30.1	30.6	31.5	32.6	33.7	34.8	35.4	
42. AUSTRALIAN PILOTE	28.51	2.14	7.51%	35	26.7	25.0	25.8	27.0	28.5	29.9	31.3	32.0	
48. NATO SURVEY-60/61	29.72	1.39	4.68%	3325	26.7	27.5	28.0	28.8	29.7	30.6	31.5	32.1	33.2
49. TURKISH MIL '60	29.74	1.35	4.54%	912	26.9	27.7	28.1	28.8	29.7	30.6	31.5	32.1	33.3
50. GREEK MILIT '61	29.78	1.31	4.40%	1071	27.0	27.7	28.1	28.9	29.8	30.6	31.5	32.0	33.2
51. ITALIAN MIL '61	29.65	1.46	4.92%	1342	26.5	27.3	27.8	28.6	29.6	30.6	31.6	32.1	33.2
52. BANTU MINERS	31.16	1.58	5.07%	485	28.2	28.2	27.8	28.6	30.3	30.6	31.6	33.5	
59. GERMAN AVIATORS	31.50	1.67	5.31%	1036	27.8	28.8	29.3	30.3	31.5	32.6	33.7	34.3	36.6
62. CANADIAN MILIT '64	31.26	1.67	5.34%	565	28.8	28.8	29.3	30.1	31.1	32.4	33.5	34.0	
65. ROYAL ARMOR CORP	30.77	1.44	4.68%	500	28.6	28.6	29.0	29.7	30.6	31.8	32.7	33.1	

METRIC VALUES	MEAN	STD DEV	COEF OF V	-V-	1ST	5TH	10TH	25TH	50TH	75TH	90TH	95TH	99TH
PERCENTILES - - - - -													
867. THUMB-TIP REACH-CONTINUED													
66. ROYAL AIR FORCE	80.16	3.55	4.43%	1937	72.2	74.4	75.6	77.8	80.1	82.5	84.7	85.1	88.9
68. RCAF PILOTS	80.41	3.86	4.80%	314	74.6	75.6	77.7	80.2	83.0	85.5	87.3	87.3	
69. RCAF NAVIGATORS	79.14	3.83	4.84%	230	73.1	74.1	76.4	78.9	81.5	84.5	85.8	85.8	
70. NEW ZEALAND AIRF.	81.53	4.10	5.03%	238	(74.8)	(74.8)	(78.8)	(84.3)	(88.3)	(88.3)	(88.3)	(88.3)	
71. AUSTRALIAN CADETS	80.60	3.70	4.59%	97	73.7	73.7		80.2	85.1	85.1	85.1	85.1	
72. AUSTRALIAN RATED	80.50	3.60	4.47%	384	71.6	71.6		78.9	85.1	85.1	85.1	85.1	
75. LATIN AMERICANS	77.30	4.80	6.21%	1985	69.4	70.9	73.6	76.8	79.8	83.0	85.1	85.1	
76. AUSTRALIAN PILOT/M	81.32	3.49	4.29%	75	75.6	76.8	78.9	81.3	83.7	85.8	87.1	87.1	
78. SOUTH AFRICANS	79.86	3.96	4.96%	1444	73.0	73.0		79.6	86.3	86.3	86.3	86.3	
86. R.O.K.A.F. PILOTS	69.29	4.21	6.08%	254	62.2	63.3	66.4	69.6	72.3	74.4	75.5	75.5	
90. IRANIAN MILITARY	76.79	4.14	5.39%	9414	70.2	71.6	74.0	76.7	79.5	82.2	83.8	83.8	
869. THUMB-TIP REACH, EXTENDED.....													
7. AIR FORCE WMN '68	83.83	4.88	5.82%	1905	73.2	76.0	77.6	80.4	83.7	87.1	90.3	92.3	96.1
8. WAF-NURSE OFCRS	84.28	4.87	5.78%	548	73.1	76.4	78.1	80.9	84.1	87.5	90.7	92.7	96.4
9. ENLISTED WAFS/M	83.49	4.85	5.81%	1216	73.2	75.8	77.3	80.0	83.3	86.7	89.9	91.9	95.8
10. ENLISTED WAFS/B	85.23	4.61	5.41%	131	77.8	77.8	79.5	82.3	85.2	88.2	91.1	93.1	
25. USAF FLY PRSNL '67	89.59	4.51	5.03%	2420	79.1	82.3	83.9	86.5	89.4	92.5	95.5	97.3	100.7
26. STUDENT PLT '67	89.65	4.45	4.96%	505	79.3	82.6	84.1	86.6	89.5	92.6	95.6	97.4	100.6
27. RATED PILOTS '67	89.76	4.53	5.05%	1187	79.4	82.5	84.1	86.6	89.6	92.7	95.7	97.6	101.1
28. SDT NAVIGAT '67	88.98	4.49	5.05%	188	81.6	83.2	85.9	89.0	92.1	94.8	95.4	95.4	
29. RTO NAVIGAT '67	89.38	4.45	4.98%	535	78.8	82.1	83.8	86.4	89.3	92.4	95.2	95.9	100.2
873. TIBIALE HEIGHT.....													
2. US WOMEN-D/A 1940	43.74	2.72	6.22%	***	(33.3)	(33.3)	(39.0)	(41.9)	(41.9)	(45.6)	(48.2)	(48.2)	
7. AIR FORCE WMN '68	41.98	2.38	5.67%	1905	36.9	38.2	39.0	40.3	41.9	43.5	45.1	46.1	48.0
8. WAF-NURSE OFCRS	42.07	2.52	5.99%	548	36.7	38.1	38.9	40.4	42.0	43.7	45.4	46.4	48.6
9. ENLISTED WAFS/M	41.87	2.28	5.45%	1216	37.0	38.3	39.0	40.3	41.8	43.4	44.9	45.8	47.7
10. ENLISTED WAFS/B	42.80	2.39	5.58%	131	39.1	39.1	39.8	41.1	42.7	44.4	46.0	47.0	
14. ARMY SEPARATEE '46	45.66	2.69	5.89%	***	(41.2)	(41.2)	(43.8)	(47.5)	(50.1)	(50.1)	(50.1)	(50.1)	
32. NAVY-DIVERS '72--	48.82	2.79	5.71%	100	44.2	45.2	46.9	48.8	50.7	52.4	53.4	53.4	
43. ENGLISH CIV WOMEN	42.98	2.67	6.21%	4935	38.7	39.6	41.2	43.0	44.7	46.4	47.5	47.5	
44. SWEDISH CIV WOMEN	43.91	4.58	10.43%	214	(36.4)	(36.4)	(40.8)	(47.0)	(51.4)	(51.4)	(51.4)	(51.4)	
46. JAPANESE CIV. WMN	38.60	1.80	4.66%	1622	(35.6)	(35.6)	(37.4)	(39.8)	(41.6)	(41.6)	(41.6)	(41.6)	
47. SWEDISH-IND. MK8ZE	43.20	2.50	5.79%	77	(39.1)	(39.1)	(41.5)	(44.9)	(47.3)	(47.3)	(47.3)	(47.3)	
53. FRENCH ARMY	45.95	2.53	5.51%	794	42.0	42.0	43.0	44.3	45.9	47.6	49.2	50.3	
54. FRENCH PILOTS	46.19	2.01	4.35%	55	42.8	42.8	43.6	44.7	46.3	47.7	48.7	49.0	
55. FRENCH STUD PILOT	46.59	2.34	5.02%	101	43.1	43.1	43.7	44.9	46.4	48.5	49.9	50.2	
56. FRENCH NAVY -I	45.60	2.62	5.75%	212	41.0	41.0	42.0	43.8	45.7	47.5	49.1	49.9	
57. FRENCH NAVY -II	46.54	2.30	4.94%	100	42.5	42.5	43.6	45.3	46.1	48.3	49.7	50.5	
67. RAF AIRCREW	50.07	2.40	4.79%	200	46.3	47.1	48.4	49.9	51.4	52.6	54.4	54.4	
79. JAPANESE CIV. MEN	42.10	2.00	4.75%	1870	(38.9)	(38.9)	(40.8)	(43.4)	(45.4)	(45.4)	(45.4)	(45.4)	

ENGLISH VALUES	MEAN	STD DEV	COEF OF V	-V-	1ST	5TH	10TH	25TH	50TH	75TH	90TH	95TH	99TH
-- -- -- -- -- PERCENTILES -- -- -- -- --													
867. THUMB-TIP REACH-CONTINUED													
66.ROYAL AIR FORCE	31.56	1.40	4.44%	1937	28.4	29.3	29.8	30.6	31.6	32.5	33.4	33.9	35.0
68.RCAF PILOTS	31.47	1.58	5.02%	314		29.0	29.5	30.3	31.4	32.5	33.5	34.3	
69.RCAF NAVIGATORS	31.16	1.51	4.85%	230		28.8	29.2	30.1	31.1	32.1	33.3	33.8	
70.NEW ZEALAND AIRF.	32.10	1.61	5.02%	238		(29.5)	(31.0)	(33.2)	(34.7)				
71.AUSTRALIAN CADETS	31.73	1.46	4.60%	97		29.0		31.6				34.1	
75.LATIN AMERICANS	30.40	1.90	6.25%	1985		27.3	27.9	29.0	30.2	31.4	32.7	33.5	
76.AUSTRAL'N PILOT/M	32.02	1.37	4.28%	75		29.8	30.2	31.1	32.0	33.0	33.8	34.3	
78.SOUTH AFRICANS	31.44	1.56	4.96%	1444		28.7		31.3				34.0	
86.R.O.K.A.F. PILOTS	27.28	1.66	6.09%	254		24.5	24.9	26.1	27.4	28.5	29.3	29.7	
90.IRANIAN MILITARY	30.23	1.63	5.39%	9414		27.7	28.2	29.1	30.2	31.3	32.4	33.0	
869. THUMB-TIP REACH, EXTENDED.....													
7.AIR FORCE WMN '68	33.01	1.92	5.82%	1905	28.8	29.9	30.6	31.7	32.9	34.3	35.6	36.3	37.9
8. WAF-NURSE OFCRS	33.18	1.92	5.79%	548	28.8	30.1	30.8	31.9	33.1	34.5	35.7	36.5	38.0
9. ENLISTED WAFS/M	32.87	1.91	5.81%	1216	28.8	29.8	30.4	31.5	32.8	34.1	35.4	35.2	37.7
10A---ENLISTED-WAFS/8	33.56	1.81	5.39%	131		30.7	31.3	32.4	33.6	34.7	35.9	35.7	
25.USAF FLY PRSNT '67	35.27	1.78	5.05%	2420	31.1	32.4	33.0	34.1	35.2	36.4	37.6	38.3	39.6
26. STUDENT PLT '67	35.30	1.75	4.96%	505	31.2	32.5	33.1	34.1	35.2	36.5	37.6	38.4	39.6
27. RATED PILOTS '67	35.34	1.78	5.04%	1187	31.3	32.5	33.1	34.1	35.3	36.5	37.7	38.4	39.8
28. SGT NAVIGAT '67	35.63	1.77	5.05%	188		32.1	32.8	33.8	35.0	36.2	37.3	38.0	
29. RTO NAVIGAT '67	35.19	1.75	4.97%	505	31.0	32.3	33.0	34.0	35.2	36.4	37.5	38.2	39.4
873. TIBIALE HEIGHT.....													
2.US WOMEN-D/A 1940	17.22	1.07	6.21%	***		(15.5)	(16.5)	(17.9)	(19.0)				
7.AIR FORCE WMN '68	16.53	.94	5.69%	1905	14.5	15.1	15.4	15.9	16.5	17.1	17.8	18.1	18.9
8. WAF-NURSE OFCRS	16.56	.99	5.98%	548	14.5	15.0	15.3	15.9	16.5	17.2	17.9	18.3	19.1
9. ENLISTED WAFS/M	16.48	.90	5.46%	1216	14.6	15.1	15.4	15.9	16.5	17.1	17.7	18.0	18.8
10A---ENLISTED-WAFS/8	16.85	.94	5.56%	131		15.4	15.7	16.2	16.8	17.5	18.1	18.5	
14.ARMV SEPARATEE '46	17.98	1.06	5.90%	***	(16.2)	(16.2)	(17.3)	(18.7)	(19.7)				
32.NAVY DIVERS '72	19.22	1.10	5.72%	100		17.4	17.8	18.5	19.2	20.0	20.6	21.0	
43.ENGLISH CIV WOMEN	16.92	1.05	6.21%	4995		15.2	15.6	16.2	16.9	17.6	18.3	18.7	
44.SWEDISH CIV WOMEN	17.29	1.80	10.41%	214	(14.3)	(14.3)	(16.1)	(18.5)	(20.3)				
46.JAPANESE CIV. WMN	15.20	.70	4.61%	1622	(14.0)	(14.0)	(14.7)	(15.7)	(16.4)				
47A.SWEDISH IND-HR3ZE	17.00	.98	5.76%	77	(15.4)	(15.4)	(16.3)	(17.7)	(18.6)				
53.FRENCH ARMY	18.09	1.00	5.53%	794	16.5	16.9	17.4	18.1	18.7	19.4	19.8		
54.FRENCH PILOTS	18.19	.79	4.34%	55	16.9	17.2	17.6	18.2	18.8	19.2	19.3		
55.FRENCH STUD PILOT	18.34	.92	5.02%	101	17.0	17.2	17.7	18.3	19.1	19.6	19.8		
56.FRENCH NAVY -I	17.95	1.03	5.74%	212	16.1	16.5	17.2	18.0	18.7	19.3	19.6		
57.FRENCH NAVY -II	18.32	.91	4.97%	100	16.7	17.2	17.8	18.1	19.0	19.6	19.9		
67.RAF AIRCREW	19.71	.94	4.77%	200	18.2	18.5	19.1	19.7	20.2	20.7	21.4		
79.JAPANESE CIV. MEN	16.60	.80	4.82%	1870	(15.3)	(16.1)	(17.1)	(17.9)	(18.6)				

METRIC VALUES	MEAN	STD DEV	COEF OF V	-4-	1ST	5TH	10TH	25TH	50TH	75TH	90TH	95TH	99TH
PERCENTILES - - - - -													
873. IIBIALE HEIGHT-CONTINUED													
88. SWEDISH IND WKR/M	46.90	2.60	5.54%	87	(42.6)	(45.1)	(48.7)	(51.2)					
877. TRAGION HEIGHT.....													
13. AIR TRAFFIC CNTRL	162.65	6.18	3.80%	676	152.0	154.9	158.3	162.4	167.1	170.7	172.8		
18. USAF FLY PRSNL '50	152.38	6.02	3.71%	4000	148.6	152.5	154.7	158.3	162.4	166.4	170.1	172.3	176.8
24. NAVY-ELIERS '64--	164.85	5.76	3.49%	1529	152.6	155.6	157.4	160.7	164.7	168.8	172.5	174.6	178.2
24. SWEDISH-GIV-WOMEN	151.36	5.19	3.43%	215	(142.8)	(147.9)	(154.9)						
53. FRENCH ARMY	160.21	6.22	3.88%	794	150.4	152.6	155.8	160.1	164.4	168.3	171.0		
54. FRENCH PILOTS	163.29	5.04	3.09%	55	155.1	156.1	160.2	162.9	167.5	170.1	171.5		
55. FRENCH STUD PILOT	161.84	5.12	3.16%	101	154.3	155.4	158.1	161.2	166.0	168.8	170.2		
56. FRENCH NAVY -I	159.54	5.96	3.74%	212	150.4	151.7	155.4	159.6	163.7	167.3	169.1		
57. FRENCH NAVY -II	161.24	5.68	3.52%	100	152.3	154.6	156.8	161.0	165.8	168.8	169.6		
86. R.O.K.A.F. PILOTS	155.49	4.65	2.99%	254	147.1	149.7	152.2	155.5	158.7	161.0	161.6		
882. TRAGION TO TOP OF HEAD.....													
5. WAC SEPARATEE 1946	13.16	.90	6.84%	7553	11.0	11.6	12.0	12.6	13.2	13.8	14.3	14.6	15.4
7. AIR FORCE WMN '68	12.73	.76	5.97%	1935	11.1	11.6	11.8	12.3	12.7	13.2	13.8	14.1	14.7
8. WAF-NURSE OFCRS	12.84	.77	6.00%	548	11.2	11.6	11.9	12.3	12.8	13.4	13.9	14.2	14.7
9. ENLISTED WAFS/W	12.65	.75	5.93%	1210	11.1	11.5	11.7	12.1	12.6	13.1	13.7	14.0	14.6
10. ENLISTED-WAFS/20	12.91	.77	5.96%	131	11.7	11.9	12.4	12.9	13.4	13.9	14.2		
18. USAF FLY PRSNL '50	12.97	.75	5.78%	4000	11.2	11.7	12.0	12.5	13.0	13.5	13.9	14.2	14.7
19. USAF SURVEY 1965	13.18	.62	4.70%	3859	11.7	12.2	12.4	12.8	13.2	13.6	14.0	14.2	14.6
20. OFFICERS---1965	13.17	.63	4.76%	549	11.8	12.2	12.4	12.7	13.2	13.6	14.0	14.2	14.7
21. ENLISTED MEN '65	13.16	.62	4.71%	732	11.5	12.1	12.4	12.8	13.2	13.6	14.0	14.2	14.7
23. BASIC TRAINEE65	13.19	.61	4.62%	2527	11.7	12.2	12.4	12.8	13.2	13.6	14.0	14.2	14.6
24. NAVY FLYERS '64	13.11	.64	4.88%	1529	11.5	12.1	12.3	12.7	13.1	13.5	13.9	14.2	14.6
25. USAF FLY PRSNL '67	13.45	.61	4.54%	2420	12.0	12.4	12.7	13.0	13.5	13.9	14.2	14.5	14.9
26. STUDENT PLT '67	13.55	.59	4.35%	505	12.2	12.6	12.8	13.2	13.5	13.9	14.3	14.6	15.1
27. RATED PILOTS '67	13.42	.61	4.55%	1187	11.9	12.4	12.6	13.0	13.4	13.8	14.2	14.4	14.8
28. SDT NAVIGAT '67	13.42	.55	4.17%	188	12.5	12.7	13.0	13.4	13.8	14.2	14.4		
29. RTO NAVIGAT '67	13.43	.64	4.77%	505	12.0	12.4	12.6	13.0	13.4	13.9	14.2	14.5	14.9
30. ARMY SOLDIERS '66	13.23	.79	5.97%	6682	11.3	11.9	12.2	12.7	13.2	13.8	14.3	14.5	15.0
31. NAVY ENLISTED '66	13.54	.85	6.28%	4095	11.6	12.1	12.4	12.9	13.6	14.2	14.6	14.9	15.4
32. NAVY DIVERS '72	14.26	.75	5.26%	101	13.0	13.3	13.8	14.3	14.8	15.2	15.5		
33. MARINE ENLIST '66	13.38	.68	5.08%	2008	11.8	12.3	12.5	12.9	13.4	13.8	14.3	14.5	15.0
34. ARMY AVIATORS '59	12.67	.63	4.97%	500	11.6	11.9	12.1	12.6	13.2	13.4	13.7		
36. ARMY AVIATORS '70	13.29	.57	4.29%	1482	12.0	12.4	12.6	12.9	13.3	13.7	14.0	14.2	14.7
48. NATO SURVEY-60/61	13.18	.59	4.48%	3325	11.8	12.2	12.4	12.8	13.2	13.6	14.0	14.2	14.5
49. TURKISH MIL '60	13.15	.56	4.26%	912	11.9	12.3	12.4	12.8	13.1	13.5	13.9	14.1	14.5
50. GREEK MILIT '61	13.47	.55	4.08%	1071	12.2	12.6	12.8	13.1	13.5	13.8	14.2	14.4	14.8
51. ITALIAN MIL '61	12.98	.55	4.24%	1342	11.7	12.1	12.3	12.6	13.0	13.4	13.7	13.9	14.2
59. GERMAN AVIATORS	12.92	.80	6.19%	1006	10.9	11.6	11.9	12.4	12.9	13.4	14.0	14.3	14.8

ENGLISH VALUES	MEAN	STD DEV	COEF OF V	-V-	1ST	5TH	10TH	25TH	50TH	75TH	90TH	95TH	99TH
-- -- -- -- -- PERCENTILES -- -- -- -- --													
873. TIBIALE HEIGHT-CONTINUED													
88.SWEDISH IND WKR/M	18.45	1.02	5.53%	87	(15.8)			(17.8)		(19.1)		(20.1)	
877. FRAGION HEIGHT.....													
13.AIR TRAFFIC CNTRL	64.04	2.44	3.81%	878	59.8	61.0	62.3	64.0	65.8	67.2	68.1		
18.USAF FLY PRSNL'50	63.93	2.37	3.71%	4000	58.5	60.0	60.9	62.3	63.9	65.5	67.0	68.1	69.6
24.NAVY-ELIERS-184--	64.90	2.27	3.55%	1529	60.1	61.3	62.0	63.3	64.8	66.5	67.9	68.8	70.2
44.SWEDISH CIV-HOMEN	59.59	2.04	3.42%	215	(56.2)			(58.2)		(61.0)		(62.9)	
53.FRENCH ARMY	63.07	2.45	3.88%	794	59.2	60.1	61.3	63.0	64.7	66.3	67.3		
54.FRENCH PILOTS	64.29	1.98	3.08%	65	61.1	61.5	63.1	64.1	65.9	67.0	67.5		
55.FRENCH STUD PILOT	63.72	2.02	3.17%	101	60.7	61.2	62.2	63.5	64.4	65.4	66.5	67.0	
56.FRENCH NAVY -I	62.81	2.35	3.74%	212	59.2	59.7	61.2	62.8	64.4	65.9	66.5	66.8	
57.FRENCH NAVY -II	63.48	2.24	3.53%	100	60.0	60.9	61.7	63.4	65.3	66.5	66.5	66.8	
86.R.O.K.A.F. PILOTS	61.22	1.83	2.99%	264	57.9	58.9	59.9	61.2	62.5	63.4	63.4	63.6	
882. FRAGION TO TOP OF HEAD.....													
5.WAC SEPARATEE1946	5.18	.35	6.76%	7553	4.3	4.6	4.7	5.0	5.2	5.4	5.6	5.8	6.1
7.AIR FORCE WMN '68	5.01	.30	5.99%	1905	4.4	4.6	4.6	4.8	5.0	5.2	5.4	5.5	5.8
8. WAF-NURSE OFCS	5.06	.30	5.93%	548	4.4	4.6	4.7	4.8	5.0	5.2	5.4	5.5	5.8
9. ENLISTED WAFS/M	4.98	.30	6.02%	1216	4.4	4.5	4.6	4.8	5.0	5.2	5.4	5.5	5.8
10. ENLISTED WAFS/CB	5.08	.31	6.14%	131	4.6	4.6	4.7	4.9	5.1	5.3	5.5	5.6	
18.USAF FLY PRSNL'50	5.11	.29	5.88%	4000	4.4	4.6	4.7	4.9	5.1	5.3	5.5	5.6	5.8
19.USAF SURVEY 1965	5.19	.24	4.62%	3859	4.6	4.8	4.9	5.0	5.2	5.4	5.5	5.6	5.8
20. OFFICERS---1965	5.18	.25	4.83%	549	4.6	4.8	4.9	5.0	5.2	5.4	5.5	5.6	5.8
21. ENLISTED MEN'65	5.18	.25	4.83%	732	4.5	4.8	4.9	5.0	5.2	5.4	5.5	5.6	5.8
23. BASIC TRAINEE65	5.19	.24	4.62%	2527	4.6	4.8	4.9	5.0	5.2	5.4	5.5	5.6	5.8
24.NAVY FLYERS '64	5.15	.25	4.84%	1529	4.5	4.8	4.9	5.0	5.2	5.4	5.5	5.6	5.8
25.USAF FLY PRSNL'67	5.29	.24	4.54%	2420	4.7	4.9	5.0	5.1	5.3	5.5	5.6	5.7	5.9
26. STUDENT PLT '67	5.34	.23	4.31%	505	4.8	5.0	5.0	5.2	5.3	5.5	5.6	5.7	5.9
27. RATED PILOTS'67	5.28	.24	4.55%	1187	4.7	4.9	5.0	5.1	5.3	5.4	5.6	5.7	5.9
28. SOT NAVIGAT '67	5.28	.22	4.17%	188	4.7	4.9	5.0	5.1	5.3	5.4	5.6	5.7	5.9
29. RTD NAVIGAT '67	5.29	.25	4.73%	505	4.7	4.9	5.0	5.1	5.3	5.5	5.6	5.7	5.9
30.ARMV SOLDIERS '66	5.21	.31	5.95%	6082	4.5	4.7	4.8	5.0	5.2	5.4	5.6	5.7	5.9
31.NAVY ENLISTED '66	5.33	.34	6.34%	4095	4.6	4.8	4.9	5.1	5.3	5.6	5.8	5.9	6.1
32.NAVY DIVERS '72	5.61	.30	5.35%	100	5.1	5.2	5.2	5.4	5.6	5.8	6.0	6.1	
33.MARINE ENLIST '66	5.27	.27	5.12%	2008	4.7	4.8	4.9	5.1	5.3	5.5	5.6	5.7	5.9
34.ARMV AVIATORS '59	4.99	.25	5.01%	500	4.6	4.7	4.7	4.8	5.0	5.2	5.3	5.4	
35.ARMV AVIATORS '70	5.23	.22	4.21%	1482	4.9	4.9	4.9	5.1	5.2	5.4	5.5	5.6	5.7
48.NATO SURVEY-60/61	5.19	.23	4.43%	3325	4.7	4.8	4.9	5.0	5.2	5.4	5.5	5.6	5.7
49. TURKISH MIL '60	5.18	.22	4.25%	912	4.7	4.8	4.9	5.0	5.2	5.3	5.5	5.6	5.7
50. GREEK MILIT '61	5.30	.22	4.15%	1071	4.8	4.9	5.0	5.2	5.3	5.5	5.6	5.7	5.8
51. ITALIAN MIL '61	5.11	.22	4.31%	1342	4.6	4.8	4.8	5.0	5.1	5.3	5.4	5.5	5.6
59.GERMAN AVIATORS	5.09	.31	6.09%	1006	4.3	4.6	4.7	4.9	5.1	5.3	5.5	5.6	5.8

METRIC VALUES	MEAN	STD DEV	COEF OF V	-N-	1ST	5TH	10TH	25TH	50TH	75TH	90TH	95TH	99TH
882. TRAGION TO TOP OF HEAD-CONTINUED													
65.ROYAL ARMOR CORP	12.73	.67	5.26%	500		11.7	11.9	12.2	12.6	13.1	13.5	13.8	
66.ROYAL AIR FORCE	13.03	.63	4.83%	2000	11.6	12.0	12.2	12.6	13.0	13.5	13.8	14.1	14.5
68.RCAF PILOTS	13.15	.93	7.07%	314		11.4	11.9	12.6	13.2	13.7	14.4	14.7	
69.RCAF NAVIGATORS	12.97	.83	6.40%	230		11.6	11.9	12.4	12.9	13.4	14.2	14.4	
70.NEW ZEALAND AIRF.	13.25	.74	5.58%	238		(12.0)	(12.8)	(13.7)	(14.5)				
75.LATIN AMERICANS	12.20	.80	6.56%	1985		10.9	11.2	11.7	12.3	12.8	13.2	13.5	
77.FRENCH YOUNG MEN	12.51	.70	5.60%	2000		(11.4)	(12.0)	(13.0)	(13.7)				
84.THAI MILITARY	12.80	1.03	7.81%	2950		11.1	11.5	12.0	12.7	13.4	14.0	14.4	
85.VIETNAM MILITARY	12.33	.78	6.33%	2125	10.5	11.0	11.3	11.8	12.4	12.9	13.3	13.6	14.0
86.R.O.K.A.F. PILOTS	13.04	.89	6.83%	254		11.6	11.8	12.3	13.0	13.7	14.2	14.5	
87.KOREAN FORCES -65	12.50	.80	6.40%	3747		11.1	11.4	12.0	12.5	13.0	13.5	13.8	
90.IRANIAN MILITARY	12.71	.76	5.98%	9414		11.4	11.7	12.2	12.7	13.2	13.7	13.9	
884. TRAGION TO WALL.....													
7.AIR FORCE WMN '68	10.17	.90	8.85%	1905	8.4	8.9	9.1	9.6	10.1	10.7	11.3	11.8	12.9
8. WAF-NURSE OFCRS	10.22	.90	8.81%	548	8.4	9.0	9.2	9.6	10.1	10.7	11.4	11.8	12.7
9. ENLISTED WAFS/W	10.10	.87	8.61%	1216	8.3	8.8	9.1	9.5	10.0	10.6	11.2	11.7	12.7
10. ENLISTED WAESZB	10.68	1.00	9.36%	131		9.4	9.6	10.0	10.5	11.2	12.1	12.7	
18.USAF FLY PRSNL '50	10.23	.75	7.33%	4000	8.6	9.0	9.3	9.7	10.2	10.7	11.2	11.5	12.1
19.USAF SURVEY 1965	9.63	.68	7.06%	3859	8.0	8.5	8.8	9.2	9.6	10.1	10.5	10.8	11.2
20. OFFICERS---1965	9.98	.68	6.81%	549	8.6	8.9	9.1	9.5	10.0	10.4	10.8	11.1	11.8
21. ENLISTED MEN '65	9.75	.66	6.77%	792	8.2	8.7	8.9	9.3	9.8	10.2	10.6	10.9	11.3
23. BASIC TRAINEES	9.51	.65	6.83%	2527	8.0	8.4	8.7	9.1	9.5	10.0	10.3	10.6	11.0
24.NAVY FLYERS '64	10.81	.76	7.03%	1529	9.1	9.6	9.9	10.3	10.8	11.3	11.8	12.1	12.8
25.USAF FLY PRSNL '67	10.33	.65	6.29%	2420	8.9	9.3	9.5	9.9	10.3	10.8	11.2	11.4	11.9
26. STUDENT PLT '67	10.30	.67	6.50%	505	8.7	9.2	9.4	9.9	10.3	10.8	11.2	11.4	11.8
27. RATED PILOTS '67	10.36	.65	6.27%	1187	8.9	9.3	9.6	9.9	10.3	10.8	11.2	11.5	11.9
28. SDT NAVIGAT '67	10.36	.61	5.89%	188		9.4	9.8	10.0	10.4	10.7	11.1	11.4	
29. RTD NAVIGAT '67	10.28	.64	6.23%	505	8.9	9.3	9.5	9.9	10.3	10.7	11.1	11.3	11.7
30.ARMED SOLDIERS '66	10.28	1.19	11.58%	6682	7.9	8.5	8.8	9.4	10.2	11.1	11.9	12.4	12.9
31.NAVY ENLISTED '66	10.46	1.34	12.81%	4095	8.0	8.4	8.7	9.4	10.4	11.5	12.3	12.7	13.1
33.MARINE ENLIST '66	10.45	1.21	11.58%	2008	8.2	8.6	8.9	9.5	10.4	11.3	12.1	12.6	13.0
36.ABNEY-AVIATORS--70	10.32	.69	6.69%	1482	8.6	9.2	9.5	9.9	10.3	10.8	11.2	11.5	12.0
48.NATO SURVEY-60/61	9.28	.64	6.90%	3325	7.8	8.2	8.5	8.9	9.3	9.7	10.1	10.3	10.8
49. TURKISH MIL. '60	9.08	.65	7.16%	912	7.7	8.1	8.3	8.6	9.1	9.5	9.9	10.2	10.6
50. GREEK MILIT '61	9.39	.60	6.39%	1071	8.0	8.4	8.6	9.0	9.4	9.8	10.2	10.4	10.9
51. ITALIAN MIL. '61	9.34	.63	6.75%	1342	7.8	8.3	8.5	8.9	9.4	9.8	10.2	10.4	10.8
59.GERMAN AVIATORS	10.08	.86	8.53%	1036	8.3	8.7	9.0	9.5	10.0	10.6	11.2	11.6	12.2
65.ROYAL ARMOR CORP	10.02	.68	6.79%	500		8.9	9.1	9.5	10.0	10.3	10.9	11.2	
66.ROYAL AIR FORCE	10.14	.68	6.71%	2000	8.6	9.0	9.3	9.7	10.1	10.6	11.0	11.3	11.8
70.NEW ZEALAND AIRF.	10.23	.84	8.21%	238		(8.8)	(9.7)	(10.8)	(11.6)				
80.JAPANESE AIRFORCE	9.52	.76	7.98%	1176		8.3	8.5	9.0	9.5	10.0	10.5	10.8	

ENGLISH VALUES	MEAN	STD DEV	COEF OF V	-N-	1ST	5TH	10TH	25TH	50TH	75TH	90TH	95TH	99TH
882. TRAGION TO TOP OF HEAD-CONTINUED													
65.ROYAL ARMOR CORP	5.01	.26	5.19%	500		4.6	4.7	4.8	5.0	5.2	5.3	5.4	
66.ROYAL AIR FORCE	5.13	.25	4.87%	2000	4.6	4.7	4.8	5.0	5.1	5.3	5.4	5.5	5.7
68.RCAF PILOTS	5.18	.37	7.14%	314		4.5	4.7	5.0	5.2	5.4	5.7	5.8	
69.RCAF NAVIGATORS	5.11	.33	6.46%	230		4.6	4.7	4.9	5.1	5.3	5.6	5.7	
70.NEW ZEALAND AIRF.	5.22	.29	5.56%	230	(4.7)	(5.0)	(5.4)	(5.7)	
75.LATIN AMERICANS	4.80	.30	6.25%	1985		4.3	4.4	4.6	4.8	5.0	5.2	5.3	
77.FRENCH YOUNG MEN	4.93	.27	5.48%	2000	(4.5)	(4.7)	(5.1)	(5.4)	
84.THAI MILITARY	5.03	.39	7.75%	2950		4.4	4.5	4.7	5.0	5.3	5.5	5.7	5.5
85.VIETNAM MILITARY	4.85	.31	6.39%	2125	4.1	4.3	4.4	4.6	4.9	5.1	5.3	5.4	
86.R.O.K.A.F. PILOTS	5.13	.35	6.82%	264		4.6	4.7	4.9	5.1	5.4	5.6	5.7	
87.KOREAN FORCES -65	4.92	.31	6.30%	3747		4.4	4.5	4.7	4.9	5.1	5.3	5.4	
90.IRANIAN MILITARY	5.01	.30	5.99%	9414		4.5	4.6	4.8	5.0	5.2	5.4	5.5	
884. TRAGION TO WALL.....													
7.AIR FORCE WMN '68	4.00	.35	8.75%	1905	3.3	3.5	3.6	3.8	4.0	4.2	4.5	4.6	5.1
8. WAF-NURSE OFCRS	4.03	.35	8.68%	548	3.3	3.5	3.6	3.8	4.0	4.2	4.5	4.7	5.0
9. ENLISTED WAFS/W	3.97	.34	8.56%	1216	3.3	3.5	3.6	3.7	3.9	4.2	4.4	4.6	5.0
10.---ENLISTED-WAESZB	4.21	.39	9.26%	131	3.4	3.7	3.8	3.9	4.1	4.4	4.8	5.0	4.8
18.USAF FLY PRSNL '51	4.03	.29	7.20%	4000	3.2	3.4	3.5	3.6	3.8	4.0	4.1	4.2	4.4
19.USAF SURVEY 1965	3.79	.27	7.12%	3869	3.4	3.5	3.7	3.8	3.9	4.1	4.3	4.4	4.6
20. OFFICERS---1965	3.93	.27	6.87%	549	3.4	3.5	3.6	3.8	3.9	4.1	4.3	4.4	4.6
21. ENLISTED MEN '65	3.84	.26	6.77%	792	3.2	3.4	3.5	3.7	3.8	4.0	4.2	4.3	4.4
23. BASIC TRAINEE65	3.74	.26	6.95%	2527	3.1	3.3	3.4	3.6	3.8	3.9	4.1	4.2	4.3
24.NAVY FLYERS '64	4.25	.30	7.06%	1529	3.6	3.8	3.9	4.1	4.2	4.4	4.6	4.8	5.1
25.USAF FLY PRSNL '67	4.07	.26	6.39%	2420	3.5	3.7	3.8	3.9	4.1	4.2	4.4	4.5	4.7
26. STUDENT PLT '67	4.06	.26	6.40%	505	3.4	3.6	3.7	3.9	4.1	4.2	4.4	4.5	4.7
27. RATED PILOTS '67	4.08	.25	6.13%	1187	3.5	3.7	3.8	3.9	4.1	4.2	4.4	4.5	4.7
28. SOT NAVIGAT '67	4.08	.24	5.88%	188		3.7	3.8	3.9	4.1	4.2	4.4	4.5	4.6
29. RTO NAVIGAT '67	4.05	.25	6.17%	505	3.5	3.6	3.7	3.9	4.1	4.2	4.4	4.5	4.6
30.ARMV SOLDIERS '66	4.05	.47	11.60%	6082	3.1	3.3	3.5	3.7	4.0	4.4	4.7	4.9	5.1
31.NAVY ENLISTED '66	4.12	.53	12.86%	4095	3.2	3.3	3.4	3.7	4.1	4.5	4.9	5.0	5.1
33.MARINE ENLIST '66	4.11	.48	11.58%	2008	3.2	3.4	3.5	3.8	4.1	4.5	4.8	5.0	5.1
36.ABMY-AVIAIORS-70	4.06	.27	6.65%	1482		3.6	3.7	3.9	4.1	4.2	4.4	4.5	
48.NATO SURVEY-60/61	3.65	.25	6.85%	3325	3.1	3.2	3.3	3.5	3.7	3.8	4.0	4.1	4.3
49. TURKISH MIL '60	3.57	.25	7.00%	912	3.0	3.2	3.3	3.4	3.6	3.7	3.9	4.0	4.2
50. GREEK MILIT '61	3.70	.24	6.49%	1071	3.1	3.3	3.4	3.5	3.7	3.9	4.0	4.1	4.3
51. ITALIAN MIL '61	3.68	.25	6.79%	1342	3.1	3.3	3.4	3.5	3.7	3.9	4.0	4.1	4.2
59.GERMAN AVIATORS	3.97	.34	8.56%	1006	3.3	3.4	3.6	3.7	4.0	4.2	4.4	4.6	4.8
65.ROYAL ARMOR CORP	3.94	.27	6.85%	500		3.5	3.6	3.8	3.9	4.1	4.3	4.4	4.6
66.ROYAL AIR FORCE	3.99	.27	6.77%	2000		3.6	3.7	3.8	4.0	4.2	4.3	4.4	4.6
70.NEW ZEALAND AIRF.	4.03	.33	8.19%	238	(3.5)	(3.8)	(4.3)	(4.6)	
80.JAPANESE AIRFORCE	3.75	.30	8.00%	1176	3.3	3.3	3.3	3.5	3.7	3.9	4.1	4.3	

METRIC VALUES	MEAN	STD DEV	COEF OF V	-N-	1ST	5TH	10TH	25TH	50TH	75TH	90TH	95TH	99TH
PERCENTILES													
884. TRAGION TO WALL-CONTINUED													
81. JAPAN AF PILOTS	9.53	.72	7.56%	210		8.4	8.7	9.1	9.5	10.0	10.4	10.7	
82. JAPAN AF NAVIG	9.52	.75	7.88%	538		8.3	8.6	9.0	9.5	10.0	10.5	10.7	
86.R.O.K.A.F. PILOTS	10.56	1.08	10.23%	254		8.7	9.1	9.8	10.5	11.2	12.0	12.4	
888. TRICEPS SKINFOLD.....													
1. STEWARDESSES 1971	1.44	.33	22.92%	421		1.0	1.0	1.2	1.4	1.7	1.9	2.1	
7. AIR FORCE WMN '68	1.90	.54	28.42%	1905	.8	1.1	1.2	1.5	1.9	2.2	2.6	2.8	3.4
8. WAF-NURSE OFCRS	1.98	.59	29.80%	548	.9	1.1	1.3	1.6	1.9	2.3	2.7	3.0	3.6
9. ENLISTED WAFS/W	1.90	.52	27.37%	1216	.9	1.1	1.2	1.5	1.9	2.2	2.6	2.8	3.3
10.---ENLISTED-WAESZB	1.66	.55	33.13%	131		.8	.9	1.2	1.6	2.0	2.4	2.6	
19. USAF SURVEY 1965	.90	.41	45.56%	3869	.3	.4	.5	.6	.8	1.1	1.5	1.7	2.2
20. OFFICERS---1965	1.17	.50	42.74%	549	.4	.5	.6	.8	1.1	1.5	1.9	2.1	2.6
21. ENLISTED MEN '65	.92	.42	45.65%	732	.3	.4	.5	.6	.9	1.2	1.5	1.7	2.2
23. BASIC TRAINEES	.84	.36	42.86%	2527	.3	.4	.5	.6	.8	1.0	1.3	1.6	2.0
24. NAVY FLYERS '64	1.12	.44	39.29%	1529	.4	.5	.6	.8	1.1	1.4	1.7	1.9	2.3
25. USAF FLY PRSNL '67	1.27	.51	40.16%	2420	.4	.5	.7	.9	1.2	1.6	2.0	2.2	2.7
26. STUDENT PLT '67	1.14	.49	42.98%	505	.3	.5	.6	.8	1.1	1.5	1.8	2.1	2.3
27. RATED PILOTS '67	1.32	.50	37.88%	1187	.4	.6	.7	1.0	1.3	1.6	2.0	2.2	2.7
28. SOT NAVIGAT '67	1.20	.55	45.83%	188	.5	.5	.6	.8	1.1	1.5	2.0	2.3	
29. RTO NAVIGAT '67	1.33	.53	39.85%	505	.5	.6	.7	.9	1.3	1.7	2.1	2.3	2.9
36. ARMY AVIATORS '70	1.17	.51	43.59%	1482	.3	.4	.5	.8	1.1	1.5	1.9	2.1	2.5
46. JAPANESE CIV. MMN	.85	.24	28.24%	1622	(.5)	(.7)	(1.0)	(1.2)	
48. NATO SURVEY-60/61	.95	.43	45.26%	3325	.4	.4	.5	.6	.9	1.2	1.6	1.8	2.2
49. TURKISH MIL. '60	.77	.35	45.45%	912	.4	.4	.4	.5	.7	.9	1.3	1.5	2.0
50. GREEK MILIT '61	.92	.37	40.22%	1071	.4	.5	.5	.6	.8	1.1	1.4	1.6	2.0
51. ITALIAN MIL. '61	1.11	.46	41.44%	1342	.4	.5	.6	.8	1.0	1.4	1.7	2.0	2.5
53. FRENCH ARMY	.66	.15	22.73%	792		.3	.4	.5	.7	.9	1.2	1.3	
54. FRENCH PILOTS	.30	.13	43.33%	65		.2	.2	.2	.3	.4	.4	.4	
55. FRENCH STUD PILOT	.44	.16	36.36%	35		.2	.2	.3	.4	.5	.6	.8	
56. FRENCH NAVY -I	.42	.14	33.33%	170		.3	.3	.3	.4	.5	.6	.7	
57. FRENCH NAVY -II	.41	.13	31.71%	42		.3	.3	.4	.4	.5	.6	.6	
59. GERMAN AVIATORS	1.00	.46	46.00%	1046	.3	.3	.3	.7	.9	1.3	1.6	1.9	2.3
65. ROYAL ARMOR CORP	.98	.43	43.88%	500		.5	.5	.7	.9	1.2	1.6	1.8	
66. ROYAL AIR FORCE	1.11	.39	35.14%	1997	.4	.5	.6	.8	1.1	1.4	1.6	1.8	2.2
70. NEW ZEALAND AIRF.	1.04	.43	41.35%	238	(.3)	(.7)	(1.3)	(1.7)	
79. JAPANESE CIV. MEN	.40	.19	47.50%	1870	(.1)	(.3)	(.5)	(.7)	
87. KOREAN FORCES -65	.53	.17	32.08%	3747		.3	.3	.4	.5	.6	.7	.8	
890. TRICEPS SKINFOLD, II.....													
25. USAF FLY PRSNL '67	1.23	.43	34.96%	2420	.5	.6	.7	.9	1.2	1.5	1.8	2.0	2.4
26. STUDENT PLT '67	1.06	.39	36.79%	505	.4	.5	.6	.8	1.0	1.3	1.6	1.8	2.1
27. RATED PILOTS '67	1.30	.42	32.31%	1197	.5	.7	.8	1.0	1.3	1.6	1.9	2.0	2.4

ENGLISH VALUES	MEAN	STD DEV	COEF OF V	-V-	1ST	5TH	10TH	25TH	50TH	75TH	90TH	95TH	99TH
884. TRAGION TO WALL-CONTINUED													
81. JAPAN AF PILOTS	3.75	.28	7.47%	210		3.3	3.4	3.6	3.7	3.9	4.1	4.2	
82. JAPAN AF NAVIG	3.75	.30	8.00%	538		3.3	3.4	3.5	3.7	3.9	4.1	4.2	
86.R.O.K.A.F. PILOTS	4.15	.46	11.06%	264		3.4	3.6	3.9	4.1	4.4	4.7	4.9	
888. TRICEPS SKINFOLD.....													
1. STEWARDESSES 1971	.57	.13	22.81%	421		.4	.4	.5	.6	.7	.8	.8	1.3
7. AIR FORCE WMN '68	.75	.21	28.00%	1905	.3	.4	.5	.6	.7	.9	1.0	1.1	1.3
8. WAF-NURSE OFCS	.78	.23	29.49%	548	.3	.4	.5	.6	.8	.9	1.1	1.2	1.4
9. ENLISTED WAFS/W	.75	.20	26.67%	1416	.3	.4	.5	.6	.7	.9	1.0	1.1	1.3
10. ENLISTED WAFS/W	.65	.22	33.85%	131		.3	.4	.5	.6	.8	1.0	1.0	
19. USAF SURVEY 1965	.36	.16	44.44%	7859	.1	.2	.2	.2	.3	.4	.6	.7	.9
20. OFFICERS---1965	.46	.20	43.48%	549	.2	.2	.2	.3	.4	.6	.7	.8	1.0
21. ENLISTED MEN '65	.36	.16	44.44%	792	.1	.2	.2	.2	.3	.5	.6	.7	.9
23. BASIC TRAINEES	.33	.14	42.42%	2527	.1	.2	.2	.2	.3	.4	.5	.6	.8
24. NAVY FLYERS '64	.44	.17	38.64%	1529	.2	.2	.3	.4	.5	.6	.7	.8	.9
25. USAF FLY PRSNL '67	.50	.20	40.00%	2420	.2	.2	.3	.4	.5	.6	.8	.9	1.0
26. STUDENT PLT '67	.45	.19	42.22%	505	.1	.2	.2	.3	.4	.6	.7	.8	.9
27. RATED PILOTS '67	.52	.20	38.46%	1187	.2	.2	.3	.4	.5	.7	.8	.9	1.1
28. SDT NAVIGAT '67	.47	.22	46.81%	108	.2	.2	.3	.4	.5	.6	.8	.9	1.1
29. RTU NAVIGAT '67	.52	.21	40.38%	505	.2	.2	.3	.4	.5	.7	.8	.9	1.1
36. ARMY-AVIATORS '74	.40	.20	43.40%	1492		.2	.2	.3	.4	.6	.7	.8	
46. JAPANESE CIV. MEN	.33	.09	27.27%	1622	(.2	((.3	(.4	(.5
48. NATO SURVEY-60/61	.38	.17	44.74%	3325	.2	.2	.2	.3	.3	.5	.6	.7	.9
49. TURKISH MIL. '60	.30	.14	46.67%	912	.1	.2	.2	.2	.3	.4	.5	.6	.8
50. GREEK MILIT '61	.36	.15	41.67%	1071	.2	.2	.2	.3	.3	.4	.6	.6	.8
51. ITALIAN MIL. '61	.44	.18	40.91%	1342	.2	.2	.2	.3	.4	.5	.7	.8	1.0
53. FRENCH ARMY	.26	.06	23.08%	792		.1	.2	.2	.3	.4	.5	.5	
54. FRENCH PILOTS	.12	.05	41.67%	65		.1	.1	.1	.1	.2	.2	.2	
55. FRENCH STUD PILOT	.17	.06	35.29%	95		.1	.1	.1	.2	.2	.3	.3	
56. FRENCH NAVY -I	.17	.05	29.41%	170		.1	.1	.1	.2	.2	.2	.3	
57. FRENCH NAVY -II	.16	.05	31.25%	42		.1	.1	.2	.2	.2	.2	.2	
59. GERMAN AVIATORS	.39	.18	46.15%	1006	.1	.2	.1	.3	.4	.5	.6	.7	.9
65. ROYAL ARMOR CORP	.39	.17	43.59%	500		.2	.3	.3	.4	.5	.6	.7	
66. ROYAL AIR FORCE	.44	.15	34.09%	1937		.2	.3	.3	.4	.5	.6	.7	
70. NEW ZEALAND AIRF.	.41	.17	41.46%	238	(.1	((.3	(.5	(.7
79. JAPANESE CIV. MEN	.16	.07	43.75%	1670	(.0	((.1	(.2	(.3
87. KOREAN FORCES -65	.21	.07	33.33%	3747		.1	.1	.2	.2	.2	.3	.3	
890. TRICEPS SKINFOLD, II.....													
25. USAF FLY PRSNL '67	.48	.17	35.42%	2420	.2	.2	.3	.4	.5	.6	.7	.8	1.0
26. STUDENT PLT '67	.42	.15	35.71%	505	.2	.2	.2	.3	.4	.5	.6	.7	.8
27. RATED PILOTS '67	.51	.16	31.37%	1187	.2	.3	.3	.4	.5	.6	.7	.8	1.0

METRIC VALUES	MEAN	STD DEV	COEF OF V	-V-	1ST	5TH	10TH	25TH	50TH	75TH	90TH	95TH	99TH
890. TRICEPS SKINFOLD, II-CONTINUED													
28. SOT NAVIGAT '67	1.12	.48	42.86%	188		.5	.5	.8	1.0	1.4	1.8	2.1	
29. MTO NAVIGAT '67	1.29	.44	34.11%	505		.5	.7	.8	1.3	1.6	1.9	2.1	2.6
894. TROCHANTERIC HEIGHT.....													
2. US WOMEN-D/A 1940	80.29	4.52	5.63%	***	(72.9)	(72.9)	(76.3)	(77.2)	(81.6)	(83.3)	(87.3)	(87.7)	
5. MAC SEPARATEE 1946	81.74	4.31	5.27%	7553	72.2	74.9	76.3	78.8	81.6	84.5	87.3	89.0	92.5
7. AIR FORCE HMN '68	82.67	4.27	5.17%	1905	73.2	75.7	77.2	79.7	82.6	85.5	88.2	89.8	92.9
8. WAF-NURSE OFCRS	82.76	4.40	5.32%	548	73.4	75.6	77.1	79.7	82.7	85.8	88.5	90.1	92.9
9. ENLISTED WAFS/W	82.46	4.15	5.03%	1216	73.2	75.6	77.1	79.6	82.4	85.2	87.8	89.4	92.8
10. ENLISTED WAFS/B	84.56	4.14	4.90%	131		77.7	79.1	81.6	84.6	87.5	90.0	91.3	
19. USAF SURVEY 1965	92.32	4.70	5.09%	3859	82.0	84.9	86.5	89.1	92.2	95.4	98.5	100.4	104.0
20. OFFICERS---1965	93.67	4.60	4.94%	549	83.5	85.7	87.1	89.8	92.9	96.1	99.1	101.0	104.8
21. ENLISTED MEN '65	92.20	4.86	5.27%	732	80.8	84.4	86.1	88.9	92.0	95.4	98.7	100.6	104.0
23. BASIC TRAINEE '65	92.20	4.65	5.04%	2527	82.0	84.9	86.4	89.0	92.0	95.2	98.3	100.2	103.9
25. USAF FLY PRSNL '67	93.96	4.35	4.63%	2420	84.0	85.9	88.4	91.0	93.9	96.9	99.6	101.3	104.3
26. STUDENT PLT '67	93.87	4.05	4.31%	505	85.1	87.2	88.5	90.9	93.8	96.7	99.3	100.8	103.6
27. RATED PILOTS '67	94.14	4.35	4.62%	1187	84.0	87.0	88.6	91.2	94.1	97.0	99.7	101.3	104.6
28. SOT NAVIGAT '67	94.18	4.50	4.78%	188		87.1	88.4	91.0	94.1	97.4	100.3	101.9	
29. RID NAVIGAT '67	93.64	4.54	4.85%	505	82.9	86.3	88.0	90.6	93.5	96.5	99.4	101.4	105.6
43. ENGLISH CIV WOMEN	80.41	4.38	5.45%	4995	(77.0)	(77.0)	(74.9)	(77.6)	(80.4)	(83.2)	(85.9)	(87.7)	
44. SWEDISH CIV WOMEN	83.61	4.02	4.81%	215	(74.5)	(74.5)	(79.6)	(79.6)	(86.6)	(86.6)	(91.7)	(91.7)	
47. SWEDISH-IND-MSLE	83.10	5.20	6.26%	77									
48. NATO SURVEY-60/61	87.82	4.30	4.90%	3325	78.3	80.9	82.3	84.8	87.7	90.7	93.4	95.1	98.3
49. TURKISH MIL '60	86.52	4.08	4.72%	912	77.8	79.8	81.2	83.7	86.5	89.3	91.8	93.3	96.5
50. GREEK MILIT '61	87.68	4.07	4.64%	1071	78.5	81.3	82.6	84.9	87.5	90.3	93.0	94.7	98.0
51. ITALIAN MIL '61	88.61	4.37	4.92%	1342	79.2	81.6	83.1	85.8	88.8	91.8	94.4	96.0	99.3
53. FRENCH ARMY	91.07	4.43	4.86%	733		83.8	85.8	88.2	90.8	94.0	97.0	98.7	
54. FRENCH PILOTS	92.18	3.60	3.91%	65		86.6	87.5	89.9	92.1	94.5	96.0	98.5	
55. FRENCH STUO PILOT	91.49	3.63	3.97%	101		85.0	86.8	89.1	91.2	94.3	96.3	97.6	
56. FRENCH NAVY -I	90.41	4.29	4.75%	212		83.4	84.6	87.8	90.4	93.5	95.6	98.1	
57. FRENCH NAVY -II	90.97	3.98	4.38%	100		83.9	85.6	88.5	90.9	93.5	96.1	97.7	
59. GERMAN AVIATORS	91.82	4.61	5.02%	1006	81.0	84.2	85.8	88.6	91.8	95.0	97.9	99.5	102.3
67. RAF AIRCREW	90.06	4.23	4.70%	200		82.6	84.3	87.2	90.1	92.8	94.8	95.8	
70. NEW ZEALAND AIRF.	93.42	4.85	5.19%	238	(85.4)	(85.4)	(90.1)	(90.1)	(96.7)	(96.7)	(101.4)	(101.4)	
73. CZECH LUMBERMEN	85.10	4.40	5.17%	1110	(77.9)	(77.9)	(82.1)	(82.1)	(88.1)	(88.1)	(92.3)	(92.3)	
88. SWEDISH IND WKR/M	88.80	4.50	5.07%	87	(81.4)	(81.4)	(85.8)	(85.8)	(91.8)	(91.8)	(95.2)	(95.2)	
896. TRUNK DEPTH.....													
5. MAC SEPARATEE 1946	18.78	2.38	12.67%	8114	14.5	15.6	16.1	17.1	18.4	20.1	22.0	23.3	26.1

ENGLISH VALUES	MEAN	STD DEV	COEF OF V	-N-	1ST	5TH	10TH	25TH	50TH	75TH	90TH	95TH	99TH
890. TRICEPS SKINFOLD, II-CONTINUED													
28. SOT NAVIGAT '67	.44	.19	43.18%	188		.2	.2	.3	.4	.6	.7	.8	
29. RTD NAVIGAT '67	.51	.17	33.33%	505	.2	.3	.3	.4	.5	.6	.8	.8	1.0
894. TROCHANTERION HEIGHT.....													
2. US WOMEN-D/A 1940	31.61	1.78	5.63%	***	(28.7)	(30.4)	(32.8)	(34.5)	(35.0)	(36.4)	(37.9)	(39.5)	(41.0)
5. WAC SEPARATEE 1946	32.18	1.69	5.25%	7553	28.4	29.5	30.1	31.0	32.1	33.3	34.4	35.0	36.4
7. AIR FORCE WMN '68	32.55	1.68	5.16%	1905	28.8	29.8	30.4	31.4	32.5	33.7	34.7	35.4	36.6
8. WAF-NURSE OFCRS	32.58	1.73	5.31%	548	28.9	29.8	30.3	31.4	32.6	33.8	34.8	35.5	36.6
9. ENLISTED WAFS/W	32.46	1.63	5.02%	1216	28.8	29.8	30.3	31.3	32.4	33.5	34.6	35.2	36.5
10. ENLISTED WAFS/W	33.29	1.63	4.90%	131	30.6	31.1	32.1	33.3	34.5	35.4	36.4	37.4	38.4
19. USAF SURVEY 1965	36.35	1.85	5.09%	3869	32.3	33.4	34.1	35.1	36.3	37.6	38.8	39.5	41.0
20. OFFICERS---1965	36.64	1.81	4.94%	549	32.9	33.7	34.3	35.4	36.6	37.9	39.0	39.8	41.3
21. ENLISTED MEN '65	36.30	1.91	5.26%	732	31.8	33.2	33.9	35.0	36.2	37.6	38.8	39.6	41.0
23. BASIC TRAINEE '65	36.30	1.83	5.04%	2527	32.3	33.4	34.0	35.1	36.2	37.5	38.7	39.5	40.9
25. USAF FLY PRSNL '67	36.99	1.71	4.62%	2420	33.1	34.2	34.8	35.8	37.0	38.1	39.2	39.9	41.1
26. STUDENT PLT '67	36.96	1.59	4.30%	505	33.5	34.3	34.9	35.8	36.9	38.1	39.1	39.7	40.8
27. RATED PILOTS '67	37.06	1.71	4.61%	1187	33.1	34.3	34.9	35.9	37.1	38.2	39.2	39.9	41.2
28. SOT NAVIGAT '67	37.08	1.77	4.77%	188	34.3	34.3	34.8	35.8	37.0	38.3	39.5	40.1	41.6
29. RTD NAVIGAT '67	36.87	1.79	4.85%	505	32.6	34.0	34.7	35.7	36.8	38.0	39.1	39.9	41.6
43. ENGLISH CIV WOMEN	31.66	1.72	5.43%	4995	(28.9)	(30.3)	(31.9)	(34.0)	(35.5)	(37.0)	(38.5)	(39.9)	(41.4)
44. SWEDISH CIV WOMEN	32.92	1.58	4.80%	215	(29.4)	(31.3)	(33.1)	(35.0)	(36.9)	(38.8)	(40.7)	(42.6)	(44.5)
47. SWEDISH IND. WGR/M	32.71	2.04	6.24%	77	30.8	31.8	32.4	33.4	34.5	35.7	36.8	37.5	38.7
48. NATO SURVEY-60/61	34.57	1.69	4.89%	3325	30.6	31.4	32.0	32.9	34.1	35.1	36.1	36.7	38.0
49. TURKISH MIL. '60	34.06	1.61	4.73%	912	30.9	32.0	32.5	33.4	34.5	35.6	36.6	37.3	38.6
50. GREEK MILIT '61	34.52	1.60	4.63%	1071	31.2	32.1	32.7	33.8	35.0	36.1	37.2	37.8	39.1
51. ITALIAN MIL. '61	34.96	1.72	4.92%	1342	31.2	32.1	32.7	33.8	35.0	36.1	37.2	37.8	39.1
53. FRENCH ARMY	35.85	1.74	4.85%	793	33.0	33.8	34.7	35.7	37.0	38.2	38.9	39.6	40.9
54. FRENCH PILOTS	36.29	1.42	3.91%	65	34.1	34.4	35.4	36.4	37.4	38.4	39.4	40.4	41.4
55. FRENCH STUN PILOT	36.02	1.43	3.97%	131	33.5	34.2	35.1	35.9	37.1	37.9	38.4	39.1	40.2
56. FRENCH NAVY -I	35.59	1.69	4.75%	212	32.8	33.3	34.6	35.6	36.8	37.6	38.6	39.6	40.6
57. FRENCH NAVY -II	35.81	1.57	4.38%	100	33.0	33.7	34.9	36.1	37.4	38.5	39.5	40.5	41.5
59. GERMAN AVIATORS	36.15	1.81	5.01%	1005	31.9	33.2	33.8	34.9	36.1	37.4	38.5	39.2	40.3
67. RAF AIRCREW	35.46	1.66	4.68%	200	32.5	33.2	34.3	35.5	36.5	37.3	38.1	38.9	40.3
70. NEW ZEALAND AIRF.	36.78	1.91	5.19%	238	(33.6)	(35.5)	(37.4)	(39.3)	(41.2)	(43.1)	(45.0)	(46.9)	(48.8)
73. CZECH LUMBERMEN	33.50	1.73	5.16%	2400	(30.7)	(32.3)	(34.0)	(35.7)	(37.4)	(39.1)	(40.8)	(42.5)	(44.2)
88. SWEDISH IND WGR/M	34.96	1.77	5.06%	87	(32.0)	(33.8)	(35.6)	(37.4)	(39.2)	(41.0)	(42.8)	(44.6)	(46.4)
896. TRUNK DEPTH.....													
5. WAC SEPARATEE 1946	7.40	.94	12.70%	8114	5.7	6.1	6.3	6.7	7.3	7.9	8.7	9.2	10.3

METRIC VALUES	MEAN	STD DEV	COEF OF V	-N-	1ST	5TH	10TH	25TH	50TH	75TH	90TH	95TH	99TH
898. TRUNK HEIGHT.....													
13. A.C. SEPARATEE 1946	53.70	2.71	5.05%	7553	47.6	49.3	50.2	51.8	53.7	55.6	57.3	58.3	59.9
14. ARMY SEPARATEE 46	58.47	2.94	5.03%	***	(53.6)			(56.5)		(60.5)		(63.3)	
15. A.A.F. CADETS 42	60.60	2.40	3.96%	2959	55.4	57.3	58.7	60.3	62.0	63.5	64.4		
16. A.A.F. GUNNERS 42	59.20	2.50	4.22%	583	54.7	55.8	57.4	59.1	60.7	62.2	63.0		
35. ARMY-AVIATORS 74	58.39	2.65	4.54%	1482	52.4	54.1	55.0	56.6	58.4	60.2	61.8	62.8	64.8
44. SWEDISH CIV. WOMEN	49.79	2.16	4.34%	212	(46.2)			(48.3)		(51.2)		(53.3)	
53. FRENCH ARMY	59.57	2.72	4.57%	732	55.3	56.3	57.7	59.5	61.4	63.2	64.0		
54. FRENCH PILOTS	51.49	2.49	4.05%	65	57.4	57.9	59.8	61.6	63.2	64.7	66.2		
55. FRENCH STUD PILOT	60.49	2.32	3.84%	101	57.0	57.8	58.9	60.3	62.3	63.9	64.3		
56. FRENCH NAVY -I	60.17	2.51	4.17%	212	55.5	56.9	58.6	60.3	61.9	63.4	64.2		
57. FRENCH NAVY -II	60.47	2.80	4.63%	100	55.0	57.0	58.3	60.4	62.3	64.1	65.5		
87. KOREAN FORCES -65	58.20	3.10	5.33%	3747	53.5	54.5	56.5	58.3	60.0	61.9	63.1		
90. IRANIAN MILITARY	58.03	2.85	4.91%	9414	53.4	54.4	56.1	58.0	60.0	61.7	62.8		
911. VERTICAL GRIP REACH.....													
7. AIR FORCE WMN 68	199.23	8.56	4.30%	1935	181.2	185.2	187.9	193.1	199.2	205.2	210.4	213.3	218.4
8. WAF-NURSE OFCRS	199.38	8.72	4.37%	548	180.8	184.9	187.7	193.1	199.5	205.8	210.9	213.6	217.5
9. ENLISTED WAFS/W	198.99	8.43	4.24%	1216	181.6	185.2	187.9	192.9	198.9	204.8	209.9	212.9	218.7
104. ENLISTED-WAES/B	201.11	8.42	4.19%	131	187.4	189.9	194.8	200.9	207.2	212.4	215.2		
53. FRENCH ARMY	204.28	8.81	4.31%	732	190.4	193.5	198.5	204.0	209.8	216.1	219.9		
54. FRENCH PILOTS	207.32	7.21	3.48%	55	195.4	198.4	203.1	206.9	212.1	215.9	220.4		
55. FRENCH STUD PILOT	206.49	7.79	3.77%	101	193.6	197.6	201.4	206.0	212.0	216.3	219.6		
56. FRENCH NAVY -I	203.18	8.59	4.23%	212	189.7	192.4	197.0	203.3	209.1	213.9	218.0		
57. FRENCH NAVY -II	207.30	8.31	4.01%	100	194.1	196.1	201.2	207.0	212.2	218.2	221.5		
912. VERTICAL GRIP REACH, SITTING.....													
53. FRENCH ARMY	123.19	5.33	4.33%	734	114.6	116.4	120.0	123.2	126.5	130.0	132.3		
54. FRENCH PILOTS	124.89	4.72	3.78%	65	119.1	119.8	122.0	124.0	128.8	131.5	132.2		
55. FRENCH STUD PILOT	124.51	4.81	3.86%	101	117.4	118.7	121.5	124.5	127.6	130.2	132.7		
56. FRENCH NAVY -I	122.57	4.97	4.05%	212	114.9	116.3	118.9	122.7	126.1	129.0	130.9		
57. FRENCH NAVY -II	125.41	5.26	4.19%	100	116.9	117.8	121.4	125.5	128.6	132.3	134.4		
913. VERTICAL REACH													
13. AIR-IBAC/IC-GNISL	224.14	9.24	4.12%	280	209.0	213.4	217.5	224.0	230.4	236.0	237.6		
52. BANTU MINERS	202.69	7.76	3.83%	495	190.9			202.3			216.6		
80. JAPANESE AIRFORCE	205.39	7.45	3.63%	1176	193.8	196.2	200.3	205.2	210.2	214.9	217.8		
81. JAPAN AF PILOTS	206.05	6.87	3.33%	210	195.7	197.8	201.4	205.7	210.3	214.8	217.6		
82. JAPAN AF NAVIG	205.22	7.55	3.68%	538	193.5	196.0	200.2	205.1	210.1	214.8	217.7		
914. VERTICAL REACH, SITTING.....													
1. SIENARCESSES-1921	132.91	4.74	3.57%	423	124.6	126.5	129.9	133.3	136.2	138.6	140.1		
13. AIR TRAFFIC CNTRL	139.63	5.68	4.06%	240	131.0	132.9	135.4	139.8	143.2	146.8	149.9		

ENGLISH VALUES		MEAN	STD DEV	COEF OF V	-V-	1ST	5TH	10TH	25TH	50TH	75TH	90TH	95TH	99TH
-- -- -- -- -- PERCENTILES -- -- -- -- --														
898. TRUNK HEIGHT.....														
5. WAC-SEPARATE-1946		21.14	1.07	5.06%	7553	18.7	19.4	19.8	20.4	21.1	21.9	22.6	22.9	23.6
14. ARMY SEPARATE-46		23.62	1.16	5.04%	***	(21.1)	(21.1)	(22.2)	(22.2)	(23.8)	(23.8)	(24.9)	(24.9)	
15. A.A.F. CADETS '42		23.80	.90	3.78%	2959	22.2	22.2	22.6	23.1	23.8	24.4	25.0	25.3	
16. A.A.F. GUNNERS '42		23.30	1.00	4.29%	583	21.5	22.0	22.0	22.6	23.3	23.9	24.5	24.8	
36. ARMY AVIATORS-71		22.99	1.04	4.52%	1482	21.3	21.7	22.3	22.3	23.0	23.7	24.4	24.7	
44. SWEDISH CIV. WOMEN		19.60	.85	4.34%	212	(18.2)	(18.2)	(19.0)	(19.0)	(20.2)	(20.2)	(21.0)	(21.0)	
53. FRENCH ARMY		23.45	1.07	4.56%	732	21.8	22.2	22.2	22.7	23.4	24.2	24.9	25.2	
54. FRENCH PILOTS		24.21	.98	4.05%	65	22.6	22.8	23.5	24.3	24.9	25.5	26.1	26.1	
55. FRENCH STUD PILOT		23.81	.91	3.82%	101	22.4	22.8	23.2	23.2	23.7	24.5	25.2	25.3	
56. FRENCH NAVY -I		23.69	.99	4.18%	212	21.9	22.4	23.1	23.7	24.4	25.0	25.3	25.3	
57. FRENCH NAVY -II		23.81	1.10	4.62%	100	22.0	22.4	23.0	23.0	23.8	24.5	25.2	25.8	
87. KOREAN FORCES -65		22.91	1.22	5.33%	3747	21.1	21.5	22.2	23.0	23.6	24.4	24.4	24.8	
90. IRANIAN MILITARY		22.85	1.12	4.90%	9414	21.0	21.4	22.1	22.1	22.8	23.6	24.3	24.7	
911. VERTICAL GRIP REACH.....														
7. AIR FORCE HMN '68		78.44	3.37	4.30%	1905	72.9	74.0	76.0	76.0	78.4	80.8	82.8	84.0	
8. WAF-NURSE OFCS		78.50	3.43	4.37%	548	72.8	73.9	76.0	76.0	78.5	81.0	83.0	84.1	
9. ENLISTED WAFS/W		78.34	3.32	4.24%	1216	72.9	74.0	75.3	75.3	78.3	80.6	82.6	83.8	
10. --ENLISTED-WAESCB		79.18	3.31	4.18%	131	73.8	74.8	76.7	76.7	79.1	81.6	83.6	84.7	
53. FRENCH ARMY		80.43	3.47	4.31%	732	75.0	76.2	78.1	78.1	80.3	82.6	85.1	86.6	
54. FRENCH PILOTS		81.62	2.84	3.48%	55	76.9	78.1	80.0	80.0	81.5	83.5	85.0	85.8	
55. FRENCH STUD PILOT		81.30	3.07	3.76%	101	76.2	77.8	79.3	79.3	81.1	83.5	85.2	86.5	
56. FRENCH NAVY -I		79.99	3.38	4.23%	212	74.7	75.7	77.6	77.6	80.0	82.3	84.2	85.8	
57. FRENCH NAVY -II		81.61	3.27	4.01%	100	76.4	77.2	79.2	79.2	81.5	83.5	85.9	87.2	
912. VERTICAL GRIP REACH, SITTING.....														
53. FRENCH ARMY		48.50	2.10	4.33%	734	45.1	45.8	47.2	47.2	48.5	49.8	51.2	52.1	
54. FRENCH PILOTS		49.17	1.86	3.78%	55	46.9	47.2	48.0	48.0	48.8	50.7	51.8	52.0	
55. FRENCH STUD PILOT		49.02	1.89	3.86%	131	46.2	46.7	47.8	47.8	49.0	50.2	51.3	52.2	
56. FRENCH NAVY -I		48.26	1.96	4.06%	212	45.2	45.8	46.8	46.8	48.3	49.6	50.8	51.5	
57. FRENCH NAVY -II		49.37	2.07	4.19%	100	46.0	46.4	47.8	47.8	49.4	50.6	52.1	52.9	
913. VERTICAL REACH.....														
13. AIR-IRABEIC-GNRL		88.25	3.64	4.12%	280	82.3	84.0	85.6	85.6	89.2	90.7	92.9	93.6	
52. BANTU MINERS		79.80	3.06	3.83%	485	75.2	77.2	78.9	78.9	79.6	82.8	84.6	85.3	
80. JAPANESE AIRFORCE		80.86	2.93	3.62%	1176	76.3	77.2	78.9	78.9	80.8	82.8	84.6	85.7	
81. JAPAN AF PILOTS		81.12	2.70	3.33%	210	77.0	77.9	79.3	79.3	81.0	82.8	84.6	85.7	
82. JAPAN AF NAVIG		80.80	2.97	3.66%	539	76.2	77.2	78.8	78.8	80.7	82.7	84.6	85.7	
914. VERTICAL REACH, SITTING.....														
-1. SIEGEARTS-1921		52.33	1.87	3.57%	423	49.1	49.8	51.1	51.1	52.5	53.6	54.6	55.2	
13. AIR TRAFFIC CNTRL		55.06	2.24	4.07%	240	51.6	52.3	53.3	53.3	55.0	56.4	57.8	59.0	

METRIC VALUES	MEAN	STD DEV	COEF OF V	-N-	1ST	5TH	10TH	25TH	50TH	75TH	90TH	95TH	99TH
914. VERTICAL REACH, SITTING-CONTINUED													
30. ARMY SOLDIERS '66	138.23	5.80	4.20%	6682	124.7	128.7	130.9	134.4	138.2	142.0	142.5	147.8	152.6
31. NAVY ENLISTED '66	138.73	5.72	4.12%	4035	125.9	129.5	131.5	134.9	138.7	142.5	146.0	148.2	152.9
33. MARINE ENLIST '66	137.77	5.68	4.12%	2006	124.9	128.6	130.6	133.9	137.7	141.6	145.2	147.4	151.5
34. ARMY AVIATORS '59	137.28	5.20	3.79%	530	128.2	130.3	133.8	137.4	140.7	144.0	145.7	145.7	145.7
36. ARMY AVIATORS '70	143.47	5.81	4.05%	1492	130.2	134.0	136.0	139.5	143.4	147.4	151.1	153.3	157.3
65. ROYAL ARMOR CORP	136.85	5.15	3.76%	500	128.4	130.3	133.3	136.8	140.3	143.3	145.5	145.5	145.5
66. ROYAL AIR FORCE	138.35	5.53	4.00%	587	126.9	129.1	131.0	134.5	138.5	142.1	145.2	147.1	151.3
75. LATIN AMERICANS	132.10	5.10	3.86%	1985	123.7	125.5	128.4	131.8	135.1	138.4	140.4	140.4	140.4
80. JAPANESE AIRFORCE	129.83	4.42	3.41%	1176	122.9	124.3	126.8	129.7	132.7	135.4	137.1	137.1	137.1
81. JAPAN AF PILOTS	129.87	3.98	3.06%	210	123.9	125.1	127.2	129.7	132.3	134.9	136.5	136.5	136.5
82. JAPAN AF NAVIG	129.84	4.55	3.50%	538	122.6	124.1	126.8	129.8	132.8	135.6	137.3	137.3	137.3
84. THAI MILITARY	131.20	4.70	3.58%	2950	123.5	125.0	128.0	131.5	134.5	137.5	139.0	139.0	139.0
85. VIETNAM MILITARY	129.72	4.75	3.66%	2129	118.9	121.5	123.1	126.0	129.3	132.6	135.5	137.3	140.7
87. KOREAN FORCES '65	131.90	4.50	3.41%	3747	124.4	126.2	128.8	131.9	134.9	137.4	139.2	139.2	139.2
90. IRANIAN MILITARY	136.02	4.94	3.63%	9414	127.9	129.7	132.7	136.0	139.3	142.4	144.2	144.2	144.2
916. VERTICAL TRUNK CIRCUMFERENCE.....													
2. US WOMEN-O/A 1940	152.60	8.43	5.52%	****	(138.7)	141.0	144.9	149.3	154.2	159.0	162.2	169.1	169.1
5. WAC SEPARATEE 1946	149.77	7.15	4.77%	7553	134.2	138.7	141.0	144.9	149.3	154.2	159.0	162.2	169.1
6. WAF BASIC TR 1952	151.71	6.21	4.09%	845	141.6	143.5	147.0	150.9	155.5	159.5	161.6	161.6	161.6
7. AIR FORCE WMN '68	154.43	6.87	4.45%	1905	140.2	143.5	145.7	149.6	154.1	158.9	163.4	166.3	172.5
8. WAF-NURSE OFCRS	156.58	7.12	4.55%	548	142.2	145.3	147.4	151.4	156.2	161.3	166.1	169.0	174.6
9. ENLISTED WAFS/W	153.99	6.46	4.20%	1216	140.9	143.4	145.5	149.4	153.9	158.2	162.1	164.7	170.8
10. ENLISTED WAFS/B	149.80	5.90	3.94%	131	141.1	143.0	146.0	149.3	153.1	157.2	160.1	160.1	160.1
14. ARMY SEPARATEE '46	157.58	6.75	4.28%	****	(146.5)	153.0	158.0	162.1	166.1	170.1	173.7	173.7	173.7
17. USAF BASIC TR '52	150.45	7.74	4.82%	1457	148.5	150.7	155.2	160.1	165.4	170.1	173.7	173.7	173.7
18. USAF FLY PRSNL '50	154.53	7.18	4.36%	4000	148.1	153.0	155.5	159.6	164.3	169.3	173.9	176.7	181.3
19. USAF SURVEY 1965	163.19	8.07	4.95%	3859	145.5	150.4	153.1	157.6	162.8	168.4	173.8	177.2	183.8
20. OFFICERS---1965	168.88	6.92	4.10%	549	151.6	157.4	160.2	164.4	168.8	173.4	177.8	180.5	185.9
21. ENLISTED MEN '65	165.78	8.31	5.01%	792	147.8	152.7	155.4	159.9	165.3	171.2	176.8	180.3	186.8
23. BASIC TRAINEE '55	161.15	7.37	4.57%	2527	144.6	149.3	151.9	156.1	160.9	165.8	170.6	173.7	180.2
24. NAVY FLYERS '64	167.32	6.66	3.98%	1529	152.7	156.4	158.7	162.7	167.3	171.8	175.9	178.4	183.9
25. USAF FLY PRSNL '67	168.07	7.16	4.26%	2420	151.5	156.7	159.2	163.3	167.8	172.7	177.3	180.2	185.9
26. STUDENT PLT '67	166.50	6.71	4.03%	505	151.2	155.4	157.7	161.8	166.5	171.1	175.3	177.6	181.8
27. RATED PILOTS '67	168.73	7.18	4.26%	1187	152.5	157.2	159.7	163.9	168.6	173.4	178.0	180.9	186.8
28. SUT NAVIGAT '67	167.97	7.47	4.45%	188	156.0	159.0	163.4	167.7	171.3	177.3	180.8	180.8	180.8
29. RTO NAVIGAT '67	168.26	7.27	4.32%	505	152.1	157.1	159.4	163.3	167.8	172.9	177.9	181.1	187.1
30. ARMY SOLDIERS '66	164.11	8.49	5.17%	6682	145.4	150.6	153.5	158.3	163.8	169.5	175.1	178.6	185.9
31. NAVY ENLISTED '66	162.88	9.03	5.54%	4035	142.7	148.4	151.5	156.7	162.6	168.8	174.7	178.3	185.3
33. MARINE ENLIST '66	164.90	7.41	4.49%	2008	149.5	153.1	155.4	159.6	164.6	169.9	174.7	177.6	182.8
36. ARMY AVIATORS '70	169.39	7.58	4.47%	1492	152.8	157.1	159.6	164.2	169.3	174.5	179.1	181.9	187.2
46. JAPANESE CIV. WMN	147.70	5.90	3.99%	1622	(138.0)	143.7	148.7	153.7	158.7	163.7	168.7	173.7	178.7

ENGLISH VALUES	MEAN	STD DEV	COEF OF V	-V-	1ST	5TH	10TH	25TH	50TH	75TH	90TH	95TH	99TH
914. VERTICAL REACH, SITTING-CONTINUED													
30. ARMY SOLDIERS '66	54.42	2.28	4.19%	6692	49.1	50.7	51.5	52.9	54.4	55.9	57.3	58.2	60.1
31. NAVY ENLISTED '66	54.62	2.25	4.12%	4095	49.6	51.0	51.8	53.1	54.6	56.1	57.5	58.4	60.2
33. MARINE ENLIST '66	54.24	2.24	4.13%	2008	49.2	50.6	51.4	52.7	54.2	55.7	57.2	58.0	59.6
34. ARMY AVIATORS '59	54.65	2.05	3.79%	500		50.5	51.3	52.7	54.1	55.4	56.7	57.4	
36. ARMY AVIATORS '70	56.48	2.29	4.05%	1482		52.8	53.5	54.9	56.5	58.0	59.5	60.4	
65. ROYAL ARMOR CORP	53.68	2.03	3.77%	500		50.6	51.3	52.5	53.9	55.2	56.4	57.3	
66. ROYAL AIR FORCE	54.47	2.18	4.00%	587	50.0	50.8	51.6	53.0	54.5	55.9	57.2	57.9	59.6
75. LATIN AMERICANS	52.00	2.00	3.85%	1985		48.7	49.4	50.6	51.9	53.2	54.5	55.3	
80. JAPANESE AIRFORCE	51.11	1.74	3.40%	1176		48.4	48.9	49.9	51.1	52.2	53.3	54.0	
81. JAPAN AF PILOTS	51.13	1.57	3.07%	210		48.8	49.3	50.1	51.1	52.1	53.1	53.7	
82. JAPAN AF NAVIG	51.12	1.79	3.50%	538		48.3	48.9	49.9	51.1	52.3	53.4	54.1	
84. THAI MILITARY	51.65	1.85	3.58%	2950		48.6	49.2	50.4	51.8	53.0	54.1	54.7	
85. VIETNAM MILITARY	51.07	1.87	3.68%	2129	46.8	47.9	48.5	49.6	50.9	52.2	53.4	54.0	55.4
87. KOREAN FORCES '65	51.93	1.77	3.41%	3747		49.0	49.7	50.7	51.9	53.1	54.1	54.8	
90. IRANIAN MILITARY	53.55	1.94	3.62%	9414		50.4	51.1	52.2	53.5	54.8	56.1	56.8	
916. VERTICAL TRUNK CIRCUMFERENCE.....													
2. US WOMEN-D/A 1940	60.08	3.32	5.53%	****	(54.6)	(57.8)	(62.3)	(65.5)	(68.4)	(71.2)	(73.5)	(75.8)	(78.1)
5. MAC SEPARATEE 1946	58.96	2.81	4.77%	7553	53.0	54.6	55.5	57.0	58.8	60.7	62.6	63.9	66.6
6. WAF BASIC TR 1952	59.73	2.44	4.09%	445	54.6	55.7	56.5	57.9	59.4	61.2	62.8	63.6	65.3
7. AIR FORCE WMN '68	60.80	2.70	4.44%	1905	55.2	56.5	57.4	58.9	60.7	62.5	64.3	65.5	67.9
8. WAF-NURSE OFCS	51.65	2.80	4.54%	548	56.0	57.2	58.1	59.6	61.5	63.5	65.4	66.5	68.7
9. ENLISTED WAFS/W	60.63	2.54	4.19%	1216	55.5	56.5	57.3	58.8	60.6	62.3	63.8	64.9	67.2
10. ENLISTED MAESER	58.98	2.32	3.93%	131	(57.7)	(60.2)	(63.8)	(68.4)	(71.2)	(73.5)	(75.8)	(78.1)	(80.4)
14. ARMY SEPARATEE '48	62.04	2.66	4.29%	****	(54.6)	(57.8)	(62.3)	(65.5)	(68.4)	(71.2)	(73.5)	(75.8)	(78.1)
17. USAF BASIC TR '52	63.17	3.05	4.83%	1457	56.9	58.5	59.3	61.1	63.0	65.1	67.0	68.4	71.2
18. USAF FLY PRSNL '56	64.78	2.83	4.37%	4000	58.3	60.2	61.2	62.8	64.7	66.7	68.5	69.6	71.4
19. USAF SURVEY 1965	64.25	3.18	4.95%	3859	57.3	59.2	60.3	62.0	64.1	66.3	68.4	69.8	72.4
20. OFFICERS---1965	66.49	2.73	4.11%	549	59.7	62.0	63.1	64.7	66.5	68.3	70.0	71.1	73.2
21. ENLISTED MEN '65	65.27	3.27	5.01%	732	58.2	60.1	61.2	63.0	65.1	67.4	69.6	71.0	73.5
23. BASIC TRAINEE '65	63.44	2.90	4.57%	2527	56.9	58.8	59.8	61.5	63.3	65.3	67.2	68.4	71.0
24. NAVY FLYERS '64	65.87	2.62	3.98%	1529	60.1	61.6	62.5	64.1	65.9	67.6	69.2	70.3	72.4
25. USAF FLY PRSNL '67	66.17	2.82	4.26%	2420	59.6	61.7	62.7	64.3	66.1	68.0	69.8	71.0	73.2
26. STUDENT PLT '67	65.55	2.64	4.03%	505	59.5	61.2	62.1	63.7	65.5	67.4	69.0	69.9	71.6
27. RATED PILOTS '67	66.43	2.83	4.26%	1187	60.0	61.9	62.9	64.5	66.4	68.3	70.1	71.2	73.5
28. SDT NAVIGAT '67	66.13	2.94	4.45%	188		61.4	62.6	64.3	66.0	67.9	69.8	71.2	
29. RTO NAVIGAT '67	66.24	2.86	4.32%	555	59.9	61.9	62.8	64.3	66.1	68.1	70.1	71.3	73.6
30. ARMY SOLDIERS '66	64.61	3.34	5.17%	6682	57.2	59.3	60.4	62.3	64.5	66.7	68.9	70.3	73.2
31. NAVY ENLISTED '66	64.13	3.56	5.55%	4095	56.2	58.4	59.6	61.7	64.0	66.5	68.8	70.2	73.0
33. MARINE ENLIST '66	64.92	2.92	4.50%	2008	58.8	60.3	61.2	62.8	64.8	66.9	68.8	69.9	72.0
36. ARMY AVIATORS '70	66.69	2.98	4.47%	1482		61.9	62.8	64.6	66.7	68.7	70.5	71.6	
46. JAPANESE CIV. WMN	58.23	2.30	3.95%	1622	(54.4)	(56.6)	(59.8)	(62.0)	(65.4)	(68.4)	(71.2)	(73.5)	(75.8)

METRIC VALUES	MEAN	STD DEV	COEF OF V	-N-	1ST	5TH	10TH	25TH	50TH	75TH	90TH	95TH	99TH
916. VERTICAL TRUNK CIRCUMFERENCE-CONTINUED													
48. NATO SURVEY-60/61	150.02	6.23	3.89%	3325	146.5	150.1	152.1	155.5	159.8	164.1	168.2	170.7	175.4
49. TURKISH MIL. '60	139.41	6.62	4.15%	912	145.6	149.0	150.9	154.6	159.0	163.8	168.2	170.7	175.0
50. GREEK MILIT. '61	159.62	5.91	3.70%	1071	146.9	150.2	152.1	155.4	159.4	163.5	167.4	169.9	174.7
51. ITALIAN MIL. '61	160.54	6.29	3.92%	1342	146.6	150.5	152.6	156.2	160.3	164.7	168.7	171.2	176.0
53. FRENCH ARMY	156.63	6.72	4.29%	794	146.5	148.5	148.5	152.3	156.3	160.9	165.0	168.9	
54. FRENCH PILOTS	159.52	6.41	4.02%	65	149.7	152.5	154.9	159.7	163.2	168.5	169.2		
55. FRENCH STUD PILOT	154.55	6.37	4.12%	101	144.6	146.7	150.1	154.1	158.7	162.8	165.5		
56. FRENCH NAVY -I	154.93	6.64	4.29%	212	145.5	147.2	150.3	154.8	158.9	163.2	168.0		
57. FRENCH NAVY -II	158.56	7.32	4.62%	100	148.2	149.3	153.4	158.0	163.5	167.1	171.6		
59. GERMAN AVIATORS	155.54	6.92	4.18%	1036	150.4	154.7	157.0	160.8	165.3	170.0	174.5	177.4	182.8
61. GERMANS/25-40 YRS	162.70	7.50	4.61%	2843	151.3	153.2	157.7	162.2	166.8	173.2	176.2		
62. CANADIAN MILIT. '64	167.96	8.82	5.25%	505	154.0	156.9	161.5	167.8	174.1	179.5	181.8		
66. ROYAL AIR FORCE	162.52	6.55	4.03%	2000	148.1	151.8	154.0	158.0	162.5	167.1	171.1	173.4	177.4
67. RAF AIRCREW	163.68	6.62	4.04%	200	153.2	155.5	158.4	163.8	169.4	174.4	179.0	181.3	
68. RCAF PILOTS	169.03	7.72	4.57%	314	157.7	159.7	164.0	168.6	173.7	178.3	181.6		
69. RCAF NAVIGATORS	168.88	7.23	4.28%	230	(150.2)	(156.6)	(165.4)	(171.8)					
70. NEW ZEALAND AIRF.	160.98	6.55	4.07%	238	143.7		155.6		156.7		170.7		
71. AUSTRALIAN CADETS	135.80	6.80	4.36%	97	142.6								
72. AUSTRALIAN RATED	159.20	6.90	4.33%	384	143.2	146.0	149.9	154.1	159.4	164.0	165.5		
75. LATIN AMERICANS	152.50	9.20	6.03%	1985	(146.7)	(153.9)	(163.9)	(171.1)					
79. JAPANESE CIV. MEN	158.90	7.40	4.66%	1870	146.3	148.1	151.9	156.0	160.1	164.3	166.3		
81. JAPAN AF PILOTS	156.09	5.92	3.79%	234	146.3	148.1	151.9	156.0	160.1	164.3	166.3		
83. JAPANESE PILOTS	156.09	5.92	3.79%	234	148.1	150.7	154.4	158.2	162.4	166.2	169.1		
86. R.O.K.A.F. PILOTS	158.29	6.17	3.90%	254	143.3	145.8	149.8	154.4	159.4	164.4	167.6		
90. IRANIAN MILITARY	154.80	7.43	4.80%	9414									
917. VERTICAL TRUNK CIRCUMFERENCE, SITTING.....													
7. AIR FORCE W/MN. '68	150.07	6.56	4.37%	1905	135.4	139.4	141.5	145.4	149.9	154.4	158.5	161.0	166.3
8. WAF-NURSE OFCRS	151.85	6.75	4.45%	548	136.9	140.7	143.0	147.1	151.8	156.3	160.5	163.1	168.8
9. ENLISTED WAFS/W	149.82	6.21	4.14%	1216	136.8	139.7	141.7	145.4	149.7	153.9	157.7	160.0	164.8
10. ENLISTED MAESR	145.38	5.69	3.91%	131	136.8	138.6	141.5	144.8	148.5	152.7	155.7		
19. USAF SURVEY 1965	155.65	7.40	4.75%	3859	138.9	143.7	146.2	150.6	155.5	160.5	165.2	168.2	174.1
20. OFFICERS---1965	159.95	6.55	4.10%	549	144.2	149.3	151.7	155.6	159.8	164.2	168.5	171.2	176.6
21. ENLISTED MEN '65	157.03	7.58	4.83%	732	140.8	144.9	147.3	151.6	156.7	162.0	167.0	170.1	176.1
23. BASIC TRAINEES	154.28	7.07	4.56%	2527	138.0	142.8	145.3	149.5	154.1	158.9	163.4	166.2	171.8
25. USAF FLY PRSNL '67	161.31	6.95	4.31%	2420	145.8	150.4	152.7	156.6	161.0	165.8	170.4	173.2	178.5
26. STUDENT PLT '67	159.96	6.40	4.00%	505	145.8	150.4	152.1	155.6	159.7	164.2	168.5	170.9	175.1
27. RATED PILOTS '67	161.96	6.94	4.29%	1187	146.7	150.9	153.2	157.3	161.8	166.5	170.8	173.6	179.3
28. SOT NAVIGAT '67	160.72	7.24	4.50%	188	149.5	152.5	156.2	160.2	165.1	170.4	173.7		
29. RTO NAVIGAT '67	161.49	7.22	4.47%	505	146.5	150.1	152.3	156.3	161.2	166.5	171.2	174.0	178.6
36. ARMY AVIATORS '70	152.76	7.21	4.43%	1492	146.3	151.2	153.7	157.8	162.6	167.6	172.2	175.0	180.1
48. NATO SURVEY-60/61	154.78	6.14	3.97%	3325	140.7	145.0	147.1	150.6	154.5	158.6	162.7	165.2	170.5

ENGLISH VALUES	MEAN	STD DEV	COEF OF V	-V-	1ST	5TH	10TH	25TH	50TH	75TH	90TH	95TH	99TH
CIRCUMFERENCE-CONTINUED													
916. VERTICAL TRUNK													
48. NATO SURVEY-60/61	63.00	2.45	3.89%	3325	57.7	59.1	59.9	61.3	62.9	64.6	66.2	67.2	69.1
49. TURKISH MIL. '50	62.76	2.60	4.14%	912	57.3	58.6	59.4	60.9	62.6	64.5	66.2	67.2	68.9
50. GREEK MILIT '61	62.84	2.33	3.71%	1071	57.9	59.1	59.9	61.2	62.7	64.4	65.9	67.4	68.8
51. ITALIAN MIL. '61	63.20	2.48	3.92%	1342	57.7	59.2	60.1	61.5	63.1	64.8	66.4	67.4	69.3
53. FRENCH ARMY	61.67	2.65	4.30%	794	57.7	57.7	58.5	60.0	61.5	63.3	65.0	65.5	
54. FRENCH PILOTS	62.80	2.52	4.01%	55	58.9	58.9	60.0	61.0	62.9	64.3	66.3	66.6	
55. FRENCH STUD PILOT	60.85	2.51	4.12%	101	56.9	57.8	58.0	59.1	60.7	62.5	64.1	65.2	
56. FRENCH NAVY - I	61.00	2.61	4.26%	212	57.3	57.3	58.0	59.2	60.9	62.6	64.3	65.1	
57. FRENCH NAVY - II	62.43	2.88	4.61%	100	58.3	58.3	58.8	60.4	62.2	64.4	65.8	67.6	
59. GERMAN AVIATORS	65.17	2.72	4.17%	1006	59.2	60.9	61.8	63.3	65.1	66.9	68.7	69.8	72.0
61. GERMANS/25-40 YRS	64.06	2.95	4.61%	2643		59.6	60.3	62.1	63.9	65.7	68.2	69.4	
62. CANADIAN MILIT '64	60.13	3.47	5.25%	555		60.6	61.8	63.6	66.0	68.6	70.7	71.6	
66. ROYAL AIR FORCE	53.98	2.58	4.03%	2000	58.3	59.8	60.6	62.2	64.0	65.8	67.4	68.3	69.9
67. RAF AIRCREW	64.44	2.61	4.05%	200		60.3	61.2	62.4	64.5	66.1	67.8	68.9	
68. ROCAF PILOTS	66.55	3.04	4.57%	314		61.8	62.4	64.5	66.7	68.7	70.5	71.4	
69. ROCAF NAVIGATORS	66.49	2.85	4.29%	230		62.1	62.9	64.6	66.4	68.4	70.2	71.5	
70. NEW ZEALAND AIRF.	63.38	2.58	4.07%	238		(59.1)	(61.6)	(65.1)	(67.6)	(70.1)	(72.6)	(75.1)	
71. AUSTRALIAN CADETS	61.34	2.68	4.37%	37		56.6			61.2				
72. AUSTRALIAN RATED	62.68	2.72	4.34%	384		56.1			61.7				
75. LATIN AMERICANS	60.00	3.60	6.00%	1985		56.4	57.5	59.0	60.7	62.8	64.6	65.6	
79. JAPANESE CIV. MEN	62.50	2.90	4.64%	1870		(57.7)	(60.5)	(64.5)	(67.3)	(70.1)	(72.9)	(75.7)	
81. JAPAN AF PILOTS	61.45	2.33	3.79%	234		57.6	58.3	59.8	61.4	63.0	64.7	65.5	
83. JAPANESE PILOTS	61.45	2.33	3.79%	234		57.6	58.3	59.8	61.4	63.0	64.7	65.5	
86. R.O.K.A.F. PILOTS	62.31	2.43	3.90%	254		58.3	59.3	60.8	62.3	63.9	65.4	66.6	
90. IRANIAN MILITARY	60.94	2.92	4.79%	9414		56.4	57.4	59.0	60.8	62.8	64.7	66.0	
CIRCUMFERENCE, SITTING.....													
7. AIR FORCE W/MN '58	53.08	2.58	4.37%	1905	53.7	54.9	55.7	57.3	59.0	60.8	62.4	63.4	65.5
8. WAF-NURSE OFCRS	59.78	2.66	4.45%	548	53.9	55.4	56.3	57.9	59.8	61.5	63.2	64.2	66.5
9. ENLISTED WAFS/W	58.98	2.44	4.14%	1216	53.9	55.0	55.8	57.3	59.0	60.6	62.1	63.0	64.9
10. ENLISTED WAFS/B	57.24	2.24	3.91%	131		53.9	54.6	55.7	57.0	58.5	60.1	61.3	
19. USAF SURVEY 1965	61.28	2.91	4.75%	3859	54.7	56.6	57.6	59.3	61.2	63.2	65.1	65.2	68.5
20. OFFICERS---1965	62.97	2.58	4.10%	549	56.8	58.8	59.7	61.3	62.9	64.7	66.3	67.4	69.5
21. ENLISTED MEN '65	61.82	2.98	4.82%	732	55.5	57.1	58.0	59.7	61.7	63.8	65.8	67.0	69.4
23. BASIC TRAINEES '55	60.74	2.78	4.58%	2527	54.3	56.2	57.2	58.9	60.7	62.6	64.3	65.4	67.6
25. USAF FLY PRSNL '67	63.51	2.74	4.31%	2420	57.4	59.2	60.1	61.6	63.4	65.3	67.1	68.2	70.3
26. STUDENT PLT '67	62.98	2.52	4.01%	505	57.4	59.1	59.9	61.3	62.9	64.7	66.3	67.3	69.0
27. RATED PILOTS '67	63.76	2.73	4.28%	1187	57.7	59.4	60.3	61.9	63.7	65.5	67.3	68.3	70.6
28. SOT NAVIGAT '67	63.28	2.85	4.50%	188		58.9	60.1	61.5	63.1	65.0	67.1	68.4	
29. RTD NAVIGAT '67	63.58	2.84	4.47%	505	57.7	59.1	60.0	61.5	63.5	65.5	67.4	68.5	70.3
36. ARMY AVIATORS '70	64.08	2.84	4.43%	1482		59.5	60.5	62.1	64.0	66.0	67.8	68.9	
48. NATO SURVEY-60/61	60.94	2.42	3.97%	3325	55.4	57.1	57.9	59.3	60.8	62.5	64.0	65.1	67.1

METRIC VALUES	MEAN	STD DEV	COEF OF V	-V-	1ST	5TH	10TH	25TH	50TH	75TH	90TH	95TH	99TH
917. VERTICAL TRUNK CIRCUMFERENCE, SITTING-CONTINUED													
49. TURKISH MIL.*60	154.79	6.68	4.32%	912	138.5	144.0	146.5	150.5	154.7	159.0	163.2	165.0	171.8
50. GREEK MILIT.*61	154.50	5.79	3.75%	1071	141.4	145.3	147.3	150.5	154.2	158.2	162.0	164.5	169.4
51. ITALIAN MIL.*61	155.00	6.14	3.96%	1342	140.8	145.2	147.4	150.8	154.7	158.8	162.9	165.5	170.7
59. GERMAN AVIATORS	160.78	6.52	4.06%	1006	145.7	150.2	152.5	156.4	160.7	165.0	169.2	171.7	176.8
921. WAIST BACK.....													
2. US WOMEN-D/A 1940	38.02	2.36	6.21%	***	(34.1)	34.1	35.0	36.3	37.8	39.4	40.8	41.7	43.1
5. MAC SEPARATEE 1946	37.85	2.28	6.02%	7553	32.5	34.1	35.0	36.3	37.8	39.4	40.8	41.7	43.1
6. WAF BASIC TR 1952	39.37	2.98	7.57%	847	35.0	37.0	37.7	39.0	40.4	42.0	43.4	44.3	45.8
7. AIR FORCE WMN *68	40.51	2.22	5.48%	1905	35.4	37.0	37.7	39.0	40.4	42.0	43.4	44.3	45.8
8. WAF-NURSE OFCRS	40.49	2.31	5.71%	548	34.9	36.8	37.6	38.9	40.4	42.0	43.5	44.5	46.1
9. ENLISTED WAFS/W	40.60	2.15	5.30%	1216	35.8	37.1	37.9	39.1	40.5	42.0	43.4	44.2	45.7
10. ENLISTED-WAFS/B	39.94	2.18	5.46%	131	36.7	37.2	38.3	39.8	41.4	42.9	43.8		
17. USAF BASIC TR *52	46.78	3.11	6.65%	1935	41.9	43.0	44.0	44.9	46.8	48.7	50.5	52.0	
18. USAF FLY PRSNL *50	44.97	2.57	5.71%	4000	40.8	41.7	43.2	44.9	46.7	48.3	49.3	51.1	
19. USAF SURVEY 1965	46.12	2.75	5.98%	3859	39.7	41.6	42.5	44.1	46.0	47.9	49.6	50.6	52.4
20. OFFICERS---1965	47.39	2.55	5.38%	549	41.5	43.2	44.1	45.7	47.4	49.1	50.7	51.6	53.3
21. ENLISTED MEN*65	46.79	2.65	5.66%	792	40.2	42.5	43.5	45.0	46.8	48.6	50.2	51.2	52.5
23. BASIC TRAINEE*65	45.48	2.67	5.87%	2527	39.4	41.2	42.1	43.7	45.4	47.2	48.9	50.0	52.0
25. USAF FLY PRSNL*57	46.92	2.37	5.05%	2420	41.6	43.1	43.9	45.3	46.9	48.5	50.0	50.9	52.6
26. STUDENT PLT *67	46.38	2.35	5.07%	505	41.0	42.7	43.5	44.8	46.3	47.9	49.5	50.5	52.4
27. RATED PILOTS*67	47.03	2.35	5.00%	1187	41.7	43.2	44.0	45.4	47.0	48.6	50.1	50.9	52.4
28. SOT NAVIGAT *67	47.02	2.27	4.83%	188	43.2	44.1	45.5	47.1	48.6	50.0	50.8	51.3	53.2
29. RTD NAVIGAT *67	47.22	2.41	5.10%	505	42.1	43.4	44.1	45.5	47.1	48.8	50.3	51.3	53.2
30. ARMY SOLDIERS *66	45.03	3.44	7.64%	6682	37.5	39.5	40.6	42.6	44.9	47.3	49.6	50.8	53.0
31. NAVY ENLISTED *66	43.81	3.65	8.33%	4035	36.2	38.0	39.1	41.2	43.7	46.4	48.7	50.1	52.3
33. MARINE ENLIST *66	44.67	3.49	7.81%	2008	37.2	39.2	40.2	42.1	44.5	47.0	49.4	50.7	52.8
34. ARMY AVIATORS *59	46.15	2.97	6.44%	500	40.9	42.5	43.4	44.9	46.2	48.2	49.7	50.7	52.8
36. ARMY AVIATORS *70	46.68	2.54	5.44%	1482	40.9	42.5	43.4	44.9	46.2	48.4	49.9	50.9	52.8
41. DUTCH CIVIL WOMEN	40.09	2.40	5.99%	5001	36.3	37.2	38.5	40.1	41.6	43.2	44.2	45.1	46.9
43. ENGLISH CIV WOMEN	37.99	2.34	6.16%	4995	34.2	35.1	36.4	38.0	39.5	41.1	41.9	42.9	44.9
46. JAPANESE CIV. WMN	37.70	1.70	4.51%	1622	(34.9)	34.9	35.1	36.6	38.8	40.5	41.1	41.9	43.9
48. NATO SURVEY-60/61	45.41	2.29	5.04%	3325	40.1	41.5	42.4	43.8	45.3	46.9	48.3	49.1	50.6
49. TURKISH MIL.*60	45.20	2.48	5.49%	912	39.9	41.3	42.1	43.4	45.1	46.8	48.5	49.4	51.1
50. GREEK MILIT.*61	45.42	2.20	4.84%	1071	40.1	41.6	42.4	43.8	45.4	46.9	48.2	48.9	50.1
51. ITALIAN MIL.*61	45.54	2.22	4.87%	1342	40.1	41.7	42.6	44.0	45.5	46.9	48.3	49.1	50.6
59. GERMAN AVIATORS	45.64	2.63	5.76%	1006	39.4	41.3	42.3	43.9	45.6	47.4	49.1	50.1	51.8
75. LATIN AMERICANS	40.70	3.00	7.37%	1985	35.7	36.8	38.6	40.4	42.2	44.0	45.4	46.4	47.4
79. JAPANESE CIV. MEN	46.00	2.50	5.43%	1870	(41.9)	41.9	42.4	43.3	44.3	45.3	46.3	47.3	48.3
83. JAPANESE PILOTS	44.49	2.75	6.18%	237	40.1	40.9	41.0	42.7	44.6	46.4	48.2	49.1	50.6
84. THAI MILITARY	43.20	2.80	6.48%	2950	38.5	39.5	41.0	43.0	45.0	47.0	48.7	49.7	50.7
85. VIETNAM MILITARY	46.07	2.59	5.62%	2123	40.3	41.8	42.7	44.3	46.1	47.8	49.4	50.3	52.4

ENGLISH VALUES	MEAN	STD DEV	COLF OF V	-V-	1ST	5TH	10TH	25TH	50TH	75TH	90TH	95TH	99TH
917. VERTICAL TRUNK CIRCUMFERENCE, SITTING-CONTINUED													
49. TURKISH MIL.'60	60.94	2.63	4.32%	912	54.5	56.7	57.7	59.2	60.9	62.6	64.3	65.4	67.7
50. GREEK MILIT '61	60.63	2.28	3.75%	1071	55.7	57.2	58.0	59.3	60.7	62.3	63.8	64.8	66.7
51. ITALIAN MIL.'61	61.02	2.42	3.97%	1342	55.4	57.2	58.0	59.4	60.9	62.5	64.1	65.2	67.2
59. GERMAN AVIATORS	63.30	2.57	4.06%	1006	57.4	59.1	60.0	61.6	63.3	65.0	66.6	67.6	69.6
921. WAIST BACK.....													
2. US WOMEN-O/A 1940	14.97	.93	6.21%	****	(13.4)	(13.4)	(13.8	(14.3)	(14.9	(15.6)	(16.5)	(16.5)	
5. MAC SEPARATEE 1946	14.90	.90	6.04%	7553	12.8	13.4	13.8	14.3	14.9	15.5	16.1	16.4	17.0
6. WAF BASIC TR 1952	15.51	1.17	7.54%	847	13.0	13.8	14.1	14.7	15.3	16.2	16.9	17.4	18.7
7. AIR FORCE WMN '68	15.95	.87	5.45%	1905	13.9	14.6	14.9	15.3	15.9	16.5	17.1	17.4	18.0
8. WAF-NURSE OFCS	15.94	.91	5.71%	548	13.8	14.5	14.8	15.3	15.9	16.5	17.1	17.5	18.1
9. ENLISTED WAFS/W	15.98	.84	5.26%	1216	14.1	14.6	14.9	15.4	16.0	16.5	17.1	17.4	18.0
10. ENLISTED WAFS/B	15.72	.86	5.47%	131	14.5	14.5	14.7	15.1	15.7	16.3	16.9	17.2	
17. USAF BASIC TR '52	18.42	1.22	6.62%	1995	15.7	16.5	16.9	17.7	18.4	19.2	19.9	20.5	21.9
18. USAF FLY PRSNL '50	17.71	1.01	5.70%	4000	15.4	16.1	16.4	17.0	17.7	18.4	19.0	19.4	20.1
19. USAF SURVEY 1965	18.12	1.08	5.96%	3869	15.6	16.4	16.7	17.4	18.1	18.9	19.5	19.9	20.6
20. OFFICERS---1965	18.66	1.00	5.36%	549	16.4	17.0	17.4	18.0	18.7	19.3	19.9	20.3	21.0
21. ENLISTED MEN '65	18.42	1.04	5.65%	792	15.8	16.7	17.1	17.7	18.4	19.1	19.8	20.1	20.7
23. BASIC TRAINEE '65	17.90	1.05	5.87%	2527	15.5	16.2	16.6	17.2	17.9	18.6	19.3	19.7	20.5
25. USAF FLY PRSNL '67	18.47	.93	5.04%	2420	16.4	17.0	17.3	17.8	18.4	19.1	19.7	20.1	20.7
26. STUDENT PLT '67	18.26	.93	5.09%	505	16.1	16.8	17.1	17.6	18.2	18.9	19.5	19.9	20.6
27. RATED PILOTS '67	18.51	.93	5.02%	1187	16.4	17.0	17.3	17.9	18.5	19.1	19.7	20.1	20.6
28. SOT NAVIGAT '67	18.51	.90	4.36%	188	17.0	17.4	17.4	17.9	18.5	19.1	19.7	20.0	
29. RTD NAVIGAT '67	18.59	.95	5.11%	505	16.6	17.1	17.4	17.9	18.6	19.2	19.8	20.2	21.0
30. ARMY SOLDIERS '66	17.73	1.35	7.61%	6682	14.8	15.6	16.0	16.8	17.7	18.6	19.5	20.0	20.9
31. NAVY ENLISTED '66	17.25	1.44	8.35%	4095	14.3	15.0	15.4	16.2	17.2	18.3	19.2	19.7	20.6
33. MARINE ENLIST '66	17.59	1.37	7.79%	2008	14.7	15.4	15.8	16.6	17.5	18.5	19.4	20.0	20.8
34. ARMY AVIATORS '59	18.17	1.17	6.44%	500	16.1	16.7	17.0	17.4	18.2	19.0	19.6	20.0	
36. ARMY AVIATORS '74	18.38	1.00	5.44%	1492	16.7	17.1	17.4	17.7	18.4	19.1	19.7	20.0	
41. DUTCH CIVIL WOMEN	15.79	.94	5.95%	5001	14.3	14.6	14.6	15.2	15.8	16.4	17.0	17.4	
43. ENGLISH CIV WOMEN	14.96	.92	6.15%	4935	(13.6)	(13.6)	(13.8	(14.4)	(14.9	(15.6)	(16.2)	(16.5)	
46. JAPANESE CIV. WOMEN	14.80	.70	4.73%	1622	(14.3)	(14.3)	(14.3)	(14.3)	(15.3)	(16.0)	(16.0)	(16.0)	
48. NATO SURVEY-60/61	17.88	.90	5.03%	3325	15.8	16.4	16.7	17.2	17.9	18.5	19.0	19.3	19.9
49. TURKISH MIL. '60	17.80	.98	5.51%	912	15.7	16.3	16.6	17.1	17.7	18.4	19.1	19.5	20.1
50. GREEK MILIT '61	17.68	.87	4.87%	1071	15.8	16.4	16.7	17.3	17.9	18.5	19.0	19.2	19.7
51. ITALIAN MIL. '61	17.93	.87	4.85%	1342	15.8	16.4	16.8	17.3	17.9	18.5	19.0	19.3	19.9
59. GERMAN AVIATORS	17.97	1.04	5.79%	1000	15.5	16.3	16.7	17.3	18.0	18.7	19.3	19.7	20.4
75. LATIN AMERICANS	16.00	1.20	7.50%	1985	14.1	14.5	14.5	15.2	15.9	16.6	17.3	17.9	
79. JAPANESE CIV. MEN	18.10	1.00	5.52%	1870	(16.5)	(16.5)	(17.4)	(17.4)	(18.8)	(19.7)	(20.6)	(21.5)	
83. JAPANESE PILOTS	17.52	1.08	6.16%	237	15.8	16.1	16.1	16.8	17.6	18.3	18.8	19.2	
84. THAI MILITARY	17.00	1.10	6.47%	2950	15.2	15.6	15.6	16.1	16.9	17.7	18.3	18.7	
85. VIETNAM MILITARY	18.14	1.02	5.62%	2123	15.9	16.5	16.8	17.5	18.2	18.8	19.4	19.8	20.6

METRIC VALUES	MEAN	STD DEV	COLF OF V	-V-	1ST	5TH	10TH	25TH	50TH	75TH	90TH	95TH	99TH
921. WAIST BACK-CONTINUED													
86.R.O.K.A.F. PILOTS	45.20	2.59	5.73%	254		40.6	41.8	43.6	45.4	47.1	48.7	49.4	
87.KOREAN FORCES -65	46.20	2.40	5.19%	3747		42.3	43.2	44.5	46.0	47.7	49.4	50.3	
90.IRANIAN MILITARY	47.08	2.72	5.76%	9414		42.6	43.7	45.4	47.1	48.9	50.5	51.5	
924. WAIST BREADTH.....													
1.SIEMARDESSES 1971	22.26	1.11	4.99%	394		20.5	20.9	21.5	22.3	23.0	23.7	24.2	
7.AIR FORCE WMN '68	24.13	1.94	8.04%	1905	20.3	21.2	21.8	22.8	24.0	25.3	26.7	27.6	29.4
8. WAF-NURSE OFCS	24.33	2.16	8.88%	5+8	20.2	21.1	21.7	22.8	24.2	25.7	27.2	28.2	30.2
9. ENLISTED WAFS/W	24.09	1.83	7.60%	1216	20.4	21.3	21.8	22.8	24.0	25.2	26.5	27.3	29.0
10.---ENLISTED-WAESCB	23.68	1.77	7.47%	131		20.9	21.5	22.5	23.6	24.8	25.9	26.7	
13.AIR TRAFFIC CNTRL	28.69	2.22	7.74%	681		25.0	25.7	26.8	28.3	29.7	31.2	32.2	
18.USAF FLY PRSNL'56	27.05	2.32	8.58%	4000	22.7	23.7	24.3	25.4	26.8	28.5	30.2	31.3	33.5
19.USAF SURVEY 1965	29.28	2.80	9.56%	3859	24.3	25.4	26.0	27.2	28.9	31.0	33.2	34.5	36.9
20. OFFICERS---1965	31.34	2.24	7.15%	549	26.5	27.9	28.5	29.7	31.2	32.8	34.3	35.2	36.6
21. ENLISTED MEN'65	30.15	2.80	9.29%	792	25.2	26.0	26.7	28.1	29.9	31.9	33.9	35.3	38.1
23. BASIC TRAINEES	28.56	2.61	9.14%	2527	24.0	25.2	25.7	26.7	28.1	30.0	32.1	33.6	36.8
24.NAVY FLYERS '64	30.40	2.12	6.97%	1529	25.4	26.9	27.7	29.0	30.4	31.8	33.1	33.9	35.6
25.USAF FLY PRSNL'67	30.96	2.39	7.72%	2420	25.8	27.2	28.0	29.3	30.9	32.5	34.0	35.0	37.3
26. STUDENT PLT '67	30.38	2.27	7.47%	505	25.3	26.8	27.5	28.8	30.3	31.9	33.4	34.3	35.7
27. RATED PILOTS'67	31.30	2.30	7.35%	1187	26.2	27.6	28.4	29.7	31.3	32.8	34.2	35.2	37.4
28. SOT NAVIGAT '67	30.16	2.50	8.29%	188		26.6	27.2	28.4	29.9	31.7	33.6	34.9	
29.---BIO-NAVIGAT--5Z	31.07	2.46	7.92%	505	25.8	27.3	28.1	29.4	30.9	32.5	34.2	35.2	37.7
44.SWEQISH-CIV-WOMEN	24.28	1.77	7.29%	215	(21.4)	(21.4)	(23.1)	(23.1)	(25.5)	(25.5)	(27.2)	(27.2)	
48.NATO SURVEY-60/51	29.47	2.07	7.02%	3325	25.3	26.4	27.0	28.1	29.3	30.7	32.1	33.1	35.4
49. TURKISH MIL.'60	28.84	2.08	7.21%	912	24.7	25.8	26.4	27.5	28.7	30.0	31.5	32.5	34.9
50. GREEK MILIT '61	29.28	1.84	6.28%	1071	25.6	26.6	27.1	28.0	29.2	30.4	31.7	32.6	34.6
51. ITALIAN MIL.'61	30.04	2.08	6.92%	1342	26.1	26.9	27.5	28.6	29.9	31.3	32.7	33.7	36.1
52.BANTU MINERS	25.68	1.24	4.79%	485		23.8			25.9			28.0	
53.FRENCH ARMY	28.23	1.80	6.38%	794		25.6	26.0	27.1	28.1	29.3	30.6	31.5	
54.FRENCH PILOTS	30.25	2.00	6.51%	65		27.1	28.2	29.0	29.8	31.5	33.0	33.5	
55.FRENCH STUD PILOT	27.62	1.62	5.87%	101		25.2	25.6	26.4	27.5	29.0	29.8	30.2	
56.FRENCH NAVY -I	28.23	2.17	7.69%	212		25.4	26.1	26.7	27.7	29.4	31.4	32.6	
57.FRENCH NAVY -II	28.86	2.25	7.80%	100		25.7	26.1	27.0	28.7	30.4	32.2	33.6	
59.GERMAN AVIATORS	28.14	2.23	7.92%	1006	23.3	24.6	25.3	26.6	28.1	29.6	31.1	32.0	33.6
60.GERMAN 20 YR OLDS	28.40	1.60	5.63%	7144		25.8	26.5	27.3	28.4	29.4	30.5	31.3	
61.GERMANS/25-40 YRS	29.20	1.60	5.48%	2643		26.7	27.2	28.1	29.0	30.1	31.2	32.0	
62.CANADIAN MILIT'64	31.71	2.86	9.02%	565		27.4	28.2	29.7	31.7	33.3	35.6	36.7	
80.JAPANESE AIRFORCE	26.77	1.79	6.69%	1176		23.9	24.5	25.5	26.7	28.0	29.1	29.8	
81. JAPAN AF PILOTS	27.32	1.85	6.77%	210		24.5	25.1	26.0	27.2	28.5	29.7	30.5	
82. JAPAN AF NAVIS	26.69	1.78	6.67%	538		23.9	24.5	25.5	26.7	27.9	29.0	29.6	
86.R.O.K.A.F. PILOTS	25.99	1.79	6.89%	254		23.4	23.8	24.7	25.8	27.0	28.2	29.5	

ENGLISH VALUES	MEAN	STD DEV	COEF OF V	-V-	1ST	5TH	10TH	25TH	50TH	75TH	90TH	95TH	99TH
921. WAIST BACK-CONTINUED													
16.R.O.K.A.F. PILOTS	17.79	1.02	5.73%	254		16.0	16.4	17.2	17.9	18.5	19.2	19.4	
17.KOREAN FORCES -65	18.19	.94	5.17%	3747		16.7	17.0	17.5	18.1	18.8	19.4	19.8	
18.IRANIAN MILITARY	18.54	1.07	5.77%	9414		16.8	17.2	17.9	18.6	19.3	19.9	20.3	
924. WAIST BREADTH.....													
1.SIEWARDSES 1971	8.76	.44	5.02%	394		8.1	8.2	8.5	8.8	9.1	9.3	9.5	
7.AIR FORCE WMN '68	9.50	.76	8.00%	1905	8.0	8.4	8.6	9.0	9.4	10.0	10.5	10.9	11.6
8. WAF-NURSE OFCRS	9.58	.85	8.87%	548	7.9	8.3	8.5	9.0	9.5	10.1	10.7	11.1	11.9
9. ENLISTED WAFS/W	9.48	.72	7.59%	1216	8.0	8.4	8.6	9.0	9.4	9.9	10.4	10.8	11.4
10.---ENLISTED-WAES/8	9.32	.70	7.51%	131		8.2	8.5	8.9	9.3	9.8	10.2	10.5	
13.AIR TRAFFIC CNTRL	11.30	.88	7.79%	591		9.8	10.1	10.5	11.1	11.7	12.3	12.7	
18.USAF FLY PRSNL '50	10.65	.91	8.54%	400	8.9	9.3	9.6	10.0	10.6	11.2	11.9	12.3	13.2
19.USAF SURVEY 1965	11.53	1.10	9.54%	3639	9.6	10.0	10.2	10.7	11.4	12.2	13.1	13.6	14.5
20. OFFICERS---1965	12.34	.88	7.13%	549	10.4	11.0	11.2	11.7	12.3	12.9	13.5	13.9	14.4
21. ENLISTED MEN '65	11.87	1.10	9.27%	732	9.9	10.3	10.5	11.1	11.8	12.6	13.4	13.9	15.0
23. BASIC TRAINEE65	11.24	1.03	9.16%	2527	9.4	9.9	10.1	10.5	11.1	11.8	12.7	13.2	14.5
24.NAVY FLYERS '64	11.97	.84	7.02%	1529	10.0	10.6	10.9	11.4	12.0	12.5	13.0	13.3	14.0
25.USAF FLY PRSNL '67	12.19	.94	7.71%	2420	10.2	10.7	11.0	11.6	12.2	12.8	13.4	13.8	14.7
26. STUDENT PLT '67	11.96	.89	7.44%	505	10.0	10.6	10.8	11.3	11.9	12.6	13.2	13.5	14.1
27. RATED PILOTS '67	12.32	.91	7.39%	1187	10.3	10.9	11.2	11.7	12.3	12.9	13.5	13.8	14.7
28. SOT NAVIGAT '67	11.87	.99	8.34%	188	10.5	10.7	11.1	11.2	11.8	12.5	13.2	13.7	
29.---810-NAVIGAL--67	12.23	.97	7.93%	505	10.2	10.7	11.1	11.6	12.2	12.8	13.5	13.9	14.8
44.SWEDISH CIV-WOMEN	9.56	.70	7.32%	215	(8.4)	(8.4)	(9.1)	(9.1)	(10.0)	(10.0)	(10.7)	(10.7)	
48.NATO SURVEY-60/51	11.60	.81	6.98%	3325	10.0	10.4	10.6	11.1	11.5	12.1	12.7	13.0	13.9
49. TURKISH MIL '60	11.35	.82	7.22%	912	9.7	10.2	10.4	10.8	11.3	11.8	12.4	12.8	13.8
50. GREEK MILIT '61	11.53	.72	6.24%	1071	10.1	10.5	10.7	11.0	11.5	12.0	12.5	12.8	13.6
51. ITALIAN MIL '61	11.83	.82	6.93%	1342	10.3	10.6	10.8	11.3	11.8	12.3	12.9	13.3	14.2
52.BANTU MINERS	10.19	.49	4.81%	485		9.4			10.2			11.0	
53.FRENCH ARMY	11.11	.71	6.39%	734	10.1	10.2	10.2	10.7	11.1	11.5	12.0	12.4	
54.FRENCH PILOTS	11.91	.79	6.63%	55	10.7	11.1	11.1	11.4	11.7	12.4	13.0	13.2	
55.FRENCH STUD PILOT	10.87	.64	5.89%	101	9.9	10.1	10.1	10.4	10.8	11.4	11.7	11.9	
56.FRENCH NAVY -I	11.11	.85	7.65%	212	10.0	10.3	10.3	10.5	10.9	11.6	12.4	12.8	
57.FRENCH NAVY -II	11.36	.89	7.83%	100	10.1	10.3	10.3	10.6	11.3	12.0	12.7	13.2	
59.GERMAN AVIATORS	11.08	.88	7.94%	1006	9.2	9.7	10.0	10.5	11.1	11.7	12.2	12.6	13.2
60.GERMAN 20 YR OLDS	11.18	.63	5.64%	7144	10.2	10.4	10.4	10.7	11.2	11.6	12.0	12.3	
61.GERMANS/25-40 YRS	11.50	.63	5.48%	2843	10.5	10.7	11.1	11.1	11.4	11.9	12.3	12.6	
62.CANADIAN MILIT '64	12.48	1.13	9.05%	565	10.8	11.1	11.7	12.5	13.1	14.0	14.5		
80.JAPANESE AIRFORCE	10.54	.70	6.64%	1176	9.4	9.6	10.0	10.0	10.5	11.0	11.5	11.7	
81. JAPAN AF PILOTS	10.76	.73	6.78%	210	9.6	9.9	10.2	10.2	10.7	11.2	11.7	12.0	
82. JAPAN AF NAVIG	10.51	.70	6.66%	538	9.4	9.6	10.0	10.0	10.5	11.0	11.4	11.7	
86.R.O.K.A.F. PILOTS	10.23	.70	6.84%	254	9.2	9.4	9.4	9.7	10.2	10.6	11.1	11.6	

METRIC VALUES	MEAN	STD DEV	COEF OF V	-V-	1ST	5TH	10TH	25TH	50TH	75TH	90TH	95TH	99TH
220. WAIST BREADTH, OVER FOUNDATION GARMENT.....													
7. AIR FORCE WMN '68	21.39	1.92	8.98%	1513	17.9	18.6	19.1	20.0	21.2	22.5	24.0	24.9	26.9
8. WAF-NURSE OFCRS	22.05	2.22	10.07%	330	18.0	18.8	19.3	20.4	21.9	23.5	25.0	26.0	27.7
9. ENLISTED WAFS/W	21.19	1.76	8.31%	1018	17.8	18.6	19.1	19.9	21.0	22.3	23.6	24.4	26.1
10. ENLISTED WAFS/B	20.95	1.45	6.92%	98	18.7	19.2	19.2	20.1	20.9	21.7	22.5	23.4	
931. WAIST CIRCUMFERENCE.....													
1. STEWARDESSES 1971	62.22	2.80	4.50%	394		57.9	58.8	60.4	62.2	64.2	66.0	67.1	
2. US WOMEN-O/A 1940	74.04	11.30	15.26%	***	(55.5)			(66.4)		(81.7)		(92.6)	
3. WAS PILOTS 1942	66.90	4.80	7.17%	447	59.8	61.2	61.5	63.3	66.0	68.8	70.8	73.4	
4. AAF NURSES 1942	66.40	4.30	6.48%	152	60.6	61.5	61.5	63.3	66.0	68.8	70.8	73.4	
5. WAF SEPARATEE 1946	67.02	6.24	9.31%	7553	56.2	58.8	60.1	62.6	66.0	70.4	75.4	79.0	86.5
6. WAF BASIC TR 1952	65.70	4.14	6.30%	848	59.8	61.0	61.0	63.0	65.5	68.2	71.0	72.8	
7. AIR FORCE WMN '68	57.20	5.48	9.58%	1905	57.6	59.5	60.8	63.3	66.5	70.2	74.3	77.2	84.0
8. WAF-NURSE OFCRS	68.22	6.48	9.50%	548	57.4	59.4	60.7	63.3	67.1	72.1	77.2	80.4	86.2
9. ENLISTED WAFS/W	66.85	4.99	7.46%	1216	57.8	59.6	60.9	63.3	66.4	69.7	73.2	75.7	81.8
10. ENLISTED WAFS/B	66.37	4.68	7.05%	131		58.7	60.3	63.3	66.3	69.7	73.2	75.7	81.8
11. HEALTH EXAM/F '62	76.68	12.07	15.74%	3581	58.0	61.2	63.3	67.8	74.6	83.6	93.4	99.9	112.9
12. HLTH EXAM 25-40	73.60	10.96	14.89%	1155	57.4	60.9	62.6	65.9	71.2	78.9	88.3	95.1	109.8
13. AIR TRAFFIC CNTRL	82.32	7.53	9.15%	681		70.9	73.0	76.5	81.4	86.7	91.9	95.6	
14. ARMY SEPARATEE '46	77.82	6.98	8.97%	***	(66.3)			(73.1)		(82.5)		(89.3)	
17. USAF BASIC TR '52	77.02	6.93	9.00%	3325	68.4	69.8	72.3	75.7	80.4	85.9	91.5	94.9	101.3
18. USAF FLY PRSNL '50	81.23	7.49	9.22%	4004	67.5	70.5	72.3	75.7	80.4	85.9	91.5	94.9	101.3
19. USAF SURVEY 1965	80.03	8.25	10.31%	3859	66.1	69.2	70.7	73.8	78.6	85.0	91.8	95.8	102.1
20. OFFICERS---1965	86.02	6.93	8.06%	549	72.3	75.1	77.1	81.0	85.8	90.8	95.3	97.8	102.4
21. ENLISTED MEN '65	82.51	8.71	10.56%	732	68.7	70.1	71.8	75.8	81.5	88.1	94.5	98.5	106.4
23. BASIC TRAINEES	77.96	7.47	9.58%	2527	65.2	68.7	70.1	72.6	76.4	81.9	88.2	92.6	101.2
24. NAVY FLYERS '64	85.37	6.56	7.68%	1529	70.2	74.5	77.0	81.0	85.4	89.6	93.6	95.1	101.9
25. USAF FLY PRSNL '67	87.60	7.38	8.42%	2420	71.7	75.7	78.1	82.4	87.4	92.5	97.2	100.1	105.9
26. STUDENT PLT '67	85.06	6.85	8.05%	505	70.7	74.4	76.4	80.0	84.6	89.8	94.6	97.4	101.6
27. RATED PILOTS '67	88.64	7.18	8.10%	1187	72.4	77.1	79.6	83.8	88.5	93.3	97.9	100.7	106.3
28. SOT NAVIGAT '67	85.79	7.56	8.84%	198		73.7	76.0	80.3	85.5	90.8	95.9	99.2	
29. RIO NAVIGAT '67	88.43	7.49	8.47%	505	72.3	76.3	78.8	83.3	88.3	93.1	97.8	100.9	108.0
30. ARMY SOLDIERS '66	80.29	8.18	10.19%	6692	66.3	69.7	71.3	74.5	78.9	84.7	91.3	95.9	105.6
31. NAVY ENLISTED '66	80.24	8.14	10.14%	4035	65.5	69.6	71.2	74.2	78.7	85.0	91.8	95.1	103.2
32. NAVY OIVERS '72	89.81	8.13	9.05%	100		76.4	79.4	84.3	89.8	95.3	100.2	103.2	
33. MARINE ENLIST '66	79.29	6.34	8.00%	2008	67.2	70.2	71.9	74.9	78.6	82.8	87.5	90.8	98.6
34. ARMY AVIATORS '59	83.05	6.32	7.61%	500		72.6	74.9	78.4	83.0	87.3	91.4	93.9	
36. ARMY AVIATORS '70	87.13	8.61	9.88%	1482	70.8	73.5	75.9	80.9	86.9	92.9	98.3	101.7	108.9
37. HEALTH EXAM/M '62	88.67	11.48	12.95%	3091	68.0	71.8	74.6	80.4	87.9	96.2	104.2	109.1	118.3
38. HLTH EX/M 25-40	87.14	10.73	12.31%	1012	68.2	72.3	74.8	79.7	86.1	93.7	101.5	105.6	117.1
39. LAB-ENRSCOE-QUEER	90.58	9.42	10.40%	2988	72.4	76.5	79.2	84.1	89.9	96.1	102.6	107.2	117.9
41. DUTCH CIVIL WOMEN	80.96	10.80	13.34%	5001		66.6	68.6	72.5	79.1	88.2	96.2	100.7	

ENGLISH VALUES	MEAN	STD DEV	COEF OF V	-N-	1ST	5TH	10TH	25TH	50TH	75TH	90TH	95TH	99TH
PERCENTILES													
926. WAIST BREADTH, OVER FOUNDATION GARMENT.....													
7. AIR FORCE WMN '66	8.42	.75	8.91%	1513	7.0	7.3	7.5	7.9	8.3	8.9	9.4	9.8	10.6
8. WAF-NURSE OFCRS	8.68	.87	10.02%	390	7.1	7.4	7.6	8.0	8.6	9.2	9.9	10.2	10.9
9. ENLISTED WAFS/W	8.34	.69	8.27%	1018	7.0	7.3	7.5	7.8	8.3	8.8	9.3	9.6	10.3
10. ENLISTED WAFS/B	8.25	.57	6.91%	98		7.4	7.6	7.9	8.2	8.5	8.9	9.2	
931. WAIST CIRCUMFERENCE.....													
1. STEWARDESSES 1971	24.50	1.10	4.49%	394		22.8	23.1	23.8	24.5	25.3	26.0	26.4	
2. US WOMEN-D/A 1940	29.15	4.45	15.27%	***	(21.8)		(26.1)	(32.2)	(35.5)
3. WAS PILOTS 1942	26.36	1.90	7.22%	447		23.5	24.1	25.1	26.1	27.5	28.8	29.8	
4. AAF NURSES 1942	26.10	1.70	6.51%	152		23.8	24.2	24.9	26.0	27.1	27.9	28.9	
5. WAC SEPARATEE 1946	26.39	2.46	9.32%	7563	22.1	23.1	23.7	24.6	26.0	27.7	29.7	31.1	34.1
6. WAF BASIC TR 1952	25.87	1.63	6.30%	848	22.7	23.6	24.0	24.8	25.8	26.9	28.0	28.7	30.1
7. AIR FORCE WMN '68	26.40	2.16	8.16%	1905	22.7	23.4	23.9	24.9	26.2	27.7	29.3	30.4	33.1
8. WAF-NURSE OFCRS	26.86	2.55	9.49%	548	22.6	23.4	23.9	24.9	26.4	28.4	30.4	31.7	34.0
9. ENLISTED WAFS/W	26.32	1.96	7.45%	1216	22.8	23.5	24.0	24.9	26.1	27.4	28.8	29.8	32.2
10. ENLISTED WAFS/B	26.13	1.84	7.04%	131		23.1	23.8	24.9	26.1	27.2	28.3	29.1	
11. HEALTH EXAM/F '62	30.19	4.75	15.73%	3581	22.8	24.1	24.9	26.7	29.4	32.9	36.8	39.3	44.4
12. HLTH EXE-25-40	28.97	4.32	14.91%	1165	22.6	24.0	24.7	26.0	28.6	31.1	34.8	37.4	43.2
13. AIR TRAFFIC CNTRL	32.41	2.97	9.16%	681		27.9	28.7	30.1	32.0	34.1	36.2	38.0	
14. ARMY SEPARATEE '46	30.64	2.75	9.08%	***	(26.1)	(28.8)	(32.5)	(35.2)	
17. USAF BASIC TR '52	30.32	2.73	9.00%	3325	25.7	26.9	27.5	28.6	29.9	31.5	33.6	35.5	39.8
18. USAF FLY PRSNL '50	31.98	2.95	9.22%	4000	26.6	27.8	28.5	29.8	31.7	33.8	36.0	37.4	39.9
19. USAF SURVEY 1965	31.51	3.25	10.31%	3859	26.0	27.3	27.8	29.1	30.9	33.5	36.1	37.7	40.2
20. OFFICERS---1965	33.87	2.73	8.06%	549	28.5	29.6	30.4	31.9	33.8	35.8	37.5	38.5	40.3
21. ENLISTED MEN '65	32.48	3.43	10.56%	792	27.1	27.6	28.3	29.9	32.1	34.7	37.2	38.8	41.9
23. BASIC TRAINEES	30.69	2.94	9.58%	2527	25.7	27.1	27.6	28.6	30.1	32.2	34.7	36.5	39.9
24. NAVY FLYERS '64	33.61	2.58	7.68%	1529	27.6	29.3	30.3	31.9	33.6	35.3	36.8	37.9	40.1
25. USAF FLY PRSNL '67	34.49	2.91	8.44%	2420	28.2	29.8	30.8	32.5	34.4	36.4	38.3	39.4	41.7
26. STUDENT PLT '67	33.49	2.70	8.06%	505	27.8	29.3	30.1	31.5	33.3	35.3	37.3	38.3	40.0
27. RATED PILOTS '67	34.90	2.83	8.11%	1187	28.5	30.4	31.3	33.0	34.8	36.8	38.6	39.7	41.9
28. SOT NAVIGAT '67	33.78	2.99	8.85%	188		29.0	29.9	31.6	33.6	35.8	37.8	39.0	
29. RTO NAVIGAT '67	34.81	2.95	8.47%	505	28.5	30.0	31.0	32.8	34.7	36.7	38.5	39.7	42.5
30. ARMY SOLDIERS '65	31.61	3.22	10.19%	6082	26.1	27.4	28.1	29.3	31.1	33.4	36.0	37.8	41.6
31. NAVY ENLISTED '66	31.59	3.21	10.16%	4035	25.8	27.4	28.1	29.2	31.0	33.5	36.2	37.8	40.6
32. NAVY DIVERS '72	35.36	3.20	9.05%	100		30.1	31.3	33.2	35.4	37.5	39.5	40.6	
33. MARINE ENLIST '66	31.22	2.49	7.98%	2008	26.5	27.6	28.3	29.5	30.9	32.6	34.4	35.7	38.8
34. ARMY AVIATORS '59	32.70	2.49	7.61%	500		28.6	29.5	30.9	32.7	34.4	36.0	37.0	
36. ARMY AVIATORS '70	34.30	3.39	9.88%	1492		28.9	29.9	31.9	34.2	36.6	38.7	40.0	
37. HEALTH EXAM/M '62	34.91	4.52	12.95%	3031	26.8	28.3	29.4	31.6	34.6	37.9	41.0	43.0	46.6
38. HLTH EX/M 25-40	34.31	4.23	12.32%	1012	26.8	28.5	29.4	31.4	33.9	36.9	40.0	42.0	46.1
39. LAB-ENFORCE-DEECB	35.66	3.71	10.40%	2988	28.5	30.1	31.2	33.1	35.4	37.8	40.4	42.2	46.4
41. DUTCH CIVIL WOMEN	31.68	4.25	13.33%	5001		26.2	27.0	28.5	31.1	34.7	37.9	39.6	

METRIC VALUES	MEAN	STD DEV	COEF OF V	-V-	1ST	5TH	10TH	25TH	50TH	75TH	90TH	95TH	99TH
931. WAIST CIRCUMFERENCE-CONTINUED													
43. ENGLISH CIV WOMEN	68.33	8.88	13.00%	4935		58.1	59.4	62.1	66.0	72.6	80.8	86.2	
44. SWEDISH CIV WOMEN	67.68	4.18	6.18%	215	(60.8)		(64.9)	(64.9)		(70.5)		(74.6)	
46. JAPANESE CIV -MM	67.10	6.30	9.39%	1622	(56.7)		(62.9)	(62.9)		(71.3)		(77.5)	
48. NATO SURVEY-60/61	80.77	6.78	8.39%	3325	68.1	71.3	73.0	76.0	79.9	84.7	89.9	93.4	100.5
49. TURKISH MIL. '60	79.40	6.78	8.54%	912	66.9	70.3	71.9	74.7	78.4	83.2	88.6	92.3	100.2
50. GREEK MILIT. '61	79.92	5.90	7.38%	1071	68.0	71.5	73.1	75.9	79.3	83.4	87.9	91.0	97.3
51. ITALIAN MIL. '61	82.37	7.10	8.62%	1342	69.7	72.3	74.0	77.3	81.6	86.5	91.8	95.3	103.1
52. BANTU MINERS	74.58	3.94	5.26%	485		68.5			74.8		81.1		
53. FRENCH ARMY	78.44	5.66	7.22%	734		70.8	72.3	74.8	77.8	81.5	85.7	89.4	
54. FRENCH PILOTS	84.75	6.31	7.45%	65		74.4	76.5	80.7	84.3	90.1	92.0	94.0	
55. FRENCH STUD PILOT	76.33	6.39	8.37%	101		67.8	69.3	71.6	76.2	79.6	84.1	86.2	
56. FRENCH NAVY -I	79.14	7.50	9.48%	212		69.8	72.0	73.9	77.0	82.8	89.2	93.9	
57. FRENCH NAVY -II	82.05	7.90	9.63%	100		73.0	73.9	76.2	79.6	86.5	93.7	98.1	
59. GERMAN AVIATORS	84.04	6.84	8.14%	1006	70.8	73.5	75.4	79.1	83.6	88.4	93.1	96.1	102.4
60. GERMAN 20 YR OLDS	77.30	6.60	8.54%	7144		67.6	69.4	72.3	76.1	80.5	85.9	89.8	
61. GERMANS/25-40 YRS	86.20	7.40	8.58%	2643		75.4	77.2	80.7	85.6	90.4	95.4	99.7	
62. CANADIAN MILIT. '64	88.67	9.57	10.77%	555		74.2	77.0	81.9	88.2	95.2	101.2	105.0	
65. ROYAL ARMOR CORP	82.45	7.99	9.69%	500		72.1	73.6	76.8	81.0	87.3	92.5	95.1	
66. ROYAL AIR FORCE	85.68	7.01	8.18%	1662	71.0	74.7	76.9	80.7	85.4	90.4	95.1	97.8	102.5
67. RAF AIRCREW	83.71	6.88	8.22%	200		74.2	75.3	78.5	82.6	88.4	92.2	95.3	
68. ROAF PILOTS	83.79	7.41	8.94%	314		71.6	73.9	78.7	84.0	88.8	92.7	95.2	
69. ROAF NAVIGATORS	83.08	6.45	7.76%	230		73.1	74.6	77.9	82.8	87.8	91.6	94.4	
70. NEW ZEALAND AIRF.	81.42	6.37	7.82%	238	(70.9)		(77.1)		82.2	(85.7)	(91.9)		
71. AUSTRALIAN CADETS	80.60	5.20	6.45%	97		72.4			83.9		91.9		
72. AUSTRALIAN RATED	86.50	7.60	8.79%	384		68.2			83.9		99.5		
73. CZECH LUMBERMEN	78.90	6.20	7.86%	1110	(68.7)		(74.7)			(83.1)			
75. LATIN AMERICANS	79.25	6.60	8.33%	1985		68.6	70.1	72.9	76.2	80.5	86.1	90.4	
78. SOUTH AFRICANS	80.69	9.15	11.34%	1443	(63.5)		(71.2)		78.3		97.5		
79. JAPANESE CIV. MEN	76.50	7.90	10.33%	1870						(81.8)			
80. JAPANESE AIRFORCE	75.02	5.41	7.21%	1176		67.4	68.6	71.1	74.3	78.3	82.3	85.0	
81. JAPAN AF PILOTS	76.77	5.72	7.45%	210		68.8	70.1	72.6	76.0	80.1	84.4	87.1	
82. JAPAN AF NAVIG	74.81	5.14	6.87%	538		67.6	68.8	71.1	74.2	77.9	81.7	84.2	
83. JAPANESE PILOTS	73.35	5.24	7.14%	238		66.5	67.4	69.8	72.5	75.8	80.5	82.8	
84. THAI MILITARY	69.70	5.00	7.17%	2950		62.5	64.0	66.0	69.0	72.5	76.0	78.0	
85. VIETNAM MILITARY	57.46	4.92	7.29%	2127	57.7	60.5	61.9	64.2	66.8	69.9	73.6	76.5	83.9
86. R.O.K.A.F. PILOTS	75.73	6.62	8.74%	254		66.6	68.2	70.8	75.0	79.1	85.0	89.8	
87. KOREAN FORCES -65	74.30	4.00	5.38%	3747		68.5	69.5	71.6	74.0	76.5	79.2	81.0	
90. IRANIAN MILITARY	77.53	6.71	8.65%	9414		68.1	69.9	73.0	76.7	81.2	86.2	90.0	
91. AUSTRALIAN ARMY69	79.76	6.86	8.60%	3635		69.1	70.6	73.4	77.0	82.6	87.9	91.9	

ENGLISH VALUES	MEAN	STD DEV	COEF OF V	-V-	1ST	5TH	10TH	25TH	50TH	75TH	90TH	95TH	99TH
931. WAIST CIRCUMFERENCE-CONTINUED													
43. ENGLISH CIV WOMEN	26.90	3.50	13.01%	4995	22.9	23.4	24.4	26.0	28.6	31.8	33.9	33.9	
44. SWEDISH CIV WOMEN	26.64	1.64	6.16%	215	(23.9)	(23.9)	(25.5)	(26.0)	(27.7)	(28.1)	(29.3)	(29.3)	
45. JAPANESE CIV. WOMEN	26.40	2.50	9.47%	1622	(22.3)	(22.3)	(24.7)	(25.5)	(28.1)	(30.5)	(30.5)	(30.5)	
46. JAPANESE CIV. WOMEN	31.80	2.67	8.40%	3325	26.8	28.1	29.9	31.5	33.3	35.4	36.8	36.8	39.6
48. NATO SURVEY-60/61	31.26	2.67	8.54%	912	26.3	27.7	28.3	29.4	30.9	32.8	34.9	36.4	39.5
49. TURKISH MIL. '60	31.47	2.32	7.37%	1071	26.8	28.2	28.8	29.9	31.2	32.8	34.6	35.8	38.3
50. GREEK MILIT '61	31.47	2.32	7.37%	1071	26.8	28.2	28.8	29.9	31.2	32.8	34.6	35.8	38.3
51. ITALIAN MIL. '61	32.43	2.80	8.63%	1342	27.4	28.5	29.1	30.4	32.1	34.1	35.1	37.5	40.6
52. SANTU MINERS	29.36	1.55	5.26%	435	27.0	27.0	27.0	27.0	27.0	27.0	27.0	27.0	
53. FRENCH ARMY	30.68	2.23	7.22%	794	27.9	28.9	29.7	31.1	32.9	34.8	36.7	37.8	40.3
54. FRENCH PILOTS	33.27	2.48	7.43%	65	29.3	30.1	31.8	33.2	35.5	36.2	37.0	37.0	
55. FRENCH STUD PILOT	30.05	2.52	8.39%	101	26.7	27.3	28.2	30.0	31.3	33.1	33.9	33.9	
56. FRENCH NAVY -I	31.15	2.95	9.47%	212	27.5	28.3	29.1	30.3	32.6	35.1	37.0	37.0	
57. FRENCH NAVY -II	32.30	3.11	9.63%	100	28.7	29.1	30.0	31.3	34.1	36.9	38.6	38.6	
59. GERMAN AVIATORS	33.09	2.69	8.13%	1006	28.9	29.7	31.1	32.9	34.8	36.7	37.8	37.8	
60. GERMAN 20 YR OLDS	30.43	2.60	8.54%	7144	26.6	27.3	28.5	30.0	31.7	33.8	35.4	35.4	
61. GERMANS/25-40 YRS	33.94	2.91	8.57%	2643	29.7	30.4	31.8	33.7	35.6	37.6	39.3	39.3	
62. CANADIAN MILIT '64	34.93	3.48	9.96%	552	29.0	30.7	32.4	34.6	37.2	39.6	41.2	41.2	
65. ROYAL ARMOR CORP	32.45	3.15	9.70%	500	28.4	29.0	30.2	31.9	34.4	36.4	37.8	37.8	
66. ROYAL AIR FORCE	33.73	2.76	8.18%	1652	29.4	30.3	31.8	33.6	35.6	37.4	38.5	38.5	40.4
67. RAF AIRCREW	32.96	2.71	8.22%	200	29.2	29.6	30.9	32.5	34.8	36.3	37.9	37.9	
68. RCAF PILOTS	32.99	2.92	8.85%	314	28.2	29.1	31.0	33.1	35.0	36.5	37.5	37.5	
69. RCAF NAVIGATORS	32.71	2.54	7.77%	290	28.8	29.4	30.7	32.6	34.6	36.1	37.2	37.2	
70. NEW ZEALAND AIRF.	32.60	2.51	7.83%	238	(27.9)	(27.9)	(30.4)	(32.3)	(33.8)	(35.2)	(35.2)	(35.2)	
71. AUSTRALIAN CADETS	31.73	2.05	6.46%	97	28.5	28.5	28.5	28.5	28.5	28.5	28.5	28.5	
72. AUSTRALIAN RATED	34.06	2.99	8.78%	384	26.9	27.0	27.0	27.0	27.0	27.0	27.0	27.0	
73. CZECH LUMBERMEN	31.06	2.44	7.86%	2400	(27.0)	(27.0)	(29.4)	(32.7)	(35.1)	(35.1)	(35.1)	(35.1)	
75. LATIN AMERICANS	31.20	2.60	8.33%	1985	27.0	27.6	28.7	30.0	31.7	33.9	35.6	35.6	
78. SOUTH AFRICANS	31.77	3.60	11.33%	1443	27.1	27.1	27.1	27.1	27.1	27.1	27.1	27.1	
79. JAPANESE CIV. MEN	30.10	3.10	10.30%	1670	(25.0)	(25.0)	(28.0)	(30.8)	(32.2)	(35.2)	(35.2)	(35.2)	
80. JAPANESE AIRFORCE	29.54	2.13	7.21%	1176	26.5	27.0	28.0	29.3	30.8	32.4	33.5	33.5	
81. JAPAN AF PILOTS	30.22	2.25	7.45%	210	27.1	27.6	28.6	29.9	31.5	33.2	34.3	34.3	
82. JAPAN AF NAVIG	29.45	2.02	6.86%	538	26.6	27.1	28.0	29.2	30.7	32.2	33.1	33.1	
83. JAPANESE PILOTS	28.68	2.06	7.13%	238	26.2	26.5	27.5	28.5	29.8	31.7	32.6	32.6	
84. THAI MILITARY	27.44	1.96	7.14%	2930	24.6	25.2	26.0	27.2	28.5	29.9	30.7	30.7	
85. VIETNAM MILITARY	26.56	1.94	7.30%	2127	23.8	24.4	25.3	26.3	27.5	29.0	30.1	30.1	33.0
86. R.O.K.A.F. PILOTS	29.83	2.61	8.75%	254	26.2	26.8	27.9	29.5	31.1	33.5	34.9	34.9	
87. KOREAN FORCES -65	29.25	1.57	5.37%	3747	27.0	27.4	28.2	29.1	30.1	31.2	31.9	31.9	
90. IRANIAN MILITARY	30.53	2.64	8.65%	9414	26.8	27.5	28.7	30.2	32.0	34.0	35.4	35.4	
91. AUSTRALIAN ARMY69	31.40	2.70	8.60%	3695	27.2	27.8	28.9	30.3	32.5	34.6	35.2	35.2	

METRIC VALUES	MEAN	STD DEV	COEF OF V	-V-	1ST	5TH	10TH	25TH	50TH	75TH	90TH	95TH	99TH
932. WAIST CIRCUMFERENCE, OVER FOUNDATION GARMENT.....													
2. US WOMEN-O/A 1940	74.14	11.33	15.28%	****	57.0	59.1	60.3	62.4	65.4	69.2	73.4	(92.8)	
7. AIR FORCE WMN '68	56.23	5.28	7.97%	1513	57.3	59.3	60.6	63.3	67.4	72.3	75.3	82.3	
8. WAF-NURSE OFCRS	68.16	6.34	9.30%	330	57.2	58.9	60.1	62.4	65.1	68.3	71.7	74.2	80.1
9. ENLISTED WAFS/W	65.63	4.70	7.16%	1018	57.2	58.9	60.4	62.6	64.6	66.6	69.7	73.0	
10. ENLISTED WAFS/B	65.03	4.27	6.57%	98									
933. WAIST CIRCUMFERENCE, SITTING.....													
25. USAF FLY PRSNL '67	87.41	7.49	8.57%	2420	71.2	75.4	77.9	82.2	87.1	92.2	97.1	100.2	106.6
26. STUDENT PLT '67	84.82	6.81	8.03%	505	71.1	74.1	76.1	79.9	84.6	89.5	94.0	95.6	101.3
27. RATED PILOTS '67	88.56	7.33	8.28%	1187	72.4	77.0	79.4	83.5	88.3	93.4	98.2	101.2	106.8
28. SGT NAVIGAT '67	85.38	7.36	8.62%	188	73.4	75.8	78.6	83.0	87.8	92.8	97.8	101.2	109.0
29. ---BIQ-NAVIGAT--'67	88.11	7.72	8.76%	535	70.9	75.9	78.6	83.0	87.8	92.8	97.8	101.2	109.0
70. NEW ZEALAND AIRF.	83.15	7.00	8.42%	238	(71.6)	(78.4)	(87.9)	(94.7)					
939. WAIST DEPTH.....													
1. STEWARDSES 1971	14.79	1.05	7.10%	393	13.1	13.4	14.1	14.8	15.5	16.1	16.5		
7. AIR FORCE WMN '68	17.01	1.67	9.82%	1905	14.0	14.8	15.2	15.9	16.8	17.8	19.1	20.2	22.9
8. WAF-NURSE OFCRS	17.45	2.04	11.69%	548	14.0	14.8	15.2	16.0	17.1	18.6	20.3	21.4	23.6
9. ENLISTED WAFS/W	16.83	1.45	8.62%	1216	14.0	14.7	15.0	15.9	16.7	17.5	18.5	19.3	21.5
10. ---ENLISTED-WAFS/B	16.98	1.51	8.89%	131	14.6	15.0	16.0	17.0	17.8	18.7	19.4		
13. AIR TRAFFIC CNTRL	21.12	2.49	11.79%	681	17.2	17.9	18.9	20.6	22.3	24.1	25.2		
18. USAF FLY PRSNL '50	20.16	2.16	10.71%	4000	16.1	17.1	17.6	18.6	19.9	21.5	23.1	24.2	26.1
19. USAF SURVEY 1965	21.16	2.49	11.77%	3869	16.8	17.8	18.4	19.3	20.7	22.6	24.6	25.9	28.4
20. OFFICERS---1965	22.49	2.24	9.96%	549	18.1	19.1	19.7	20.9	22.3	23.9	25.5	26.4	28.3
21. ENLISTED MEN '65	22.07	2.83	12.82%	792	17.4	18.1	18.7	20.0	21.7	23.8	25.9	27.3	29.9
23. BASIC TRAINEES	20.58	2.21	10.74%	2527	16.6	17.7	18.2	19.0	20.2	21.7	23.5	24.8	27.4
24. NAVY FLYERS '64	21.72	1.92	8.84%	1529	17.4	18.6	19.3	20.4	21.7	22.9	24.1	24.9	26.6
25. USAF FLY PRSNL '67	22.31	2.18	9.77%	2420	17.8	18.9	19.6	20.8	22.2	23.7	25.2	26.1	28.1
26. STUDENT PLT '67	21.52	1.95	9.06%	505	17.5	18.5	19.0	20.1	21.4	22.9	24.2	24.9	26.0
27. RATED PILOTS '67	22.62	2.16	9.55%	1197	18.0	19.2	19.9	21.1	22.5	24.0	25.4	26.4	28.4
28. SGT NAVIGAT '67	21.70	2.06	9.49%	198	18.4	19.1	20.3	21.6	23.0	24.4	25.3		
29. ---BIQ-NAVIGAT--'67	22.58	2.22	9.83%	505	18.1	19.3	19.9	21.0	22.4	23.9	25.5	26.5	28.6
48. NATO SURVEY-60/61	21.30	2.13	10.00%	3325	17.3	18.3	18.9	19.9	21.1	22.5	24.1	25.2	27.8
49. TURKISH MIL. '60	20.84	2.15	10.32%	912	16.8	17.7	18.3	19.4	20.6	22.1	23.6	24.8	27.5
50. GREEK MILIT '61	20.95	1.75	8.35%	1071	17.6	18.5	18.9	19.8	20.8	22.0	23.3	24.2	26.2
51. ITALIAN MIL. '61	21.88	2.25	10.28%	1342	17.7	18.8	19.4	20.3	21.6	23.1	24.9	25.1	28.7
52. BANTU MINERS	20.87	1.46	7.00%	495	18.7				20.7		23.4		
59. GERMAN AVIATORS	20.48	2.19	10.69%	1006	16.4	17.3	17.9	19.0	20.3	21.8	23.3	24.4	27.0
62. CANADIAN MILIT '64	23.72	3.05	12.86%	565	19.6	20.1	21.5	23.4	25.7	27.8	29.3		
80. JAPANESE AIRFORCE	18.86	1.76	9.33%	1176	15.3	16.8	17.6	18.7	19.9	21.2	22.1		
81. JAPAN AF PILOTS	19.29	1.84	9.54%	210	16.6	17.1	17.9	19.1	20.4	21.7	22.6		
82. JAPAN AF NAVIG	18.75	1.74	9.28%	538	15.3	16.7	17.5	18.5	19.8	21.1	21.9		

ENGLISH VALUES	MEAN	STD DEV	COEF OF V	-V-	1ST	5TH	10TH	25TH	50TH	75TH	90TH	95TH	99TH
932. WAIST CIRCUMFERENCE, OVER FOUNDATION GARMENT.....													
2.US WOMEN-O/A 1940	29.19	4.46	15.28%	***	22.4	23.3	23.7	24.6	25.8	27.2	28.9	30.0	32.4
7.AIR FORCE WMN '68	26.08	2.03	7.98%	1513				(21.9)			(32.2)	(36.5)	
8. WAF-NURSE OFCRS	26.83	2.50	9.32%	390	22.6	23.3	23.9	24.9	26.5	28.5	30.4	31.5	33.3
9. ENLISTED WAFS/W	25.84	1.95	7.16%	1018	22.5	23.2	23.7	24.6	25.6	26.9	28.2	29.2	31.6
10. ENLISTED WAFS/B	25.60	1.68	6.56%	38	23.2	23.2	23.8	24.7	25.4	26.2	27.4	28.8	
933. WAIST CIRCUMFERENCE, SITTING.....													
25.USAF FLY PRSNL '67	34.41	2.95	8.57%	2420	28.0	29.7	30.7	32.4	34.3	36.3	38.2	39.4	42.0
26. STUDENT PLT '67	33.39	2.68	8.03%	505	28.0	29.2	30.0	31.5	33.3	35.3	37.0	38.1	39.9
27. RATED PILOTS '67	34.87	2.89	8.29%	1187	28.5	30.3	31.3	32.9	34.8	36.8	38.7	39.8	42.0
28. SOT NAVIGAT '67	33.62	2.90	8.63%	198	28.9	29.9	29.9	31.6	33.6	35.5	37.4	38.7	
29.---BIO-NAVIGAT '67	34.69	3.04	8.76%	505	27.9	29.9	31.0	32.7	34.6	36.5	38.5	39.8	42.9
70.NEW ZEALAND AIRF.	32.74	2.76	8.43%	238		(28.2)	(30.9)	(34.6)			(37.3)		
939. WAIST DEPTH.....													
1. STEWARDESSES 1971	5.82	.41	7.04%	393		5.2	5.3	5.6	5.8	6.1	6.3	6.5	
7.AIR FORCE WMN '68	6.70	.66	9.85%	1905	5.5	5.8	6.0	6.3	6.6	7.0	7.5	7.9	9.0
8. WAF-NURSE OFCRS	6.87	.80	11.64%	548	5.5	5.8	6.0	6.3	6.6	7.3	8.0	8.4	9.3
9. ENLISTED WAFS/W	6.62	.57	8.61%	1216	5.5	5.8	6.0	6.3	6.6	6.9	7.3	7.6	8.5
10.---ENLISTED WAFS/B	6.68	.60	8.98%	131		5.7	5.9	6.3	6.7	7.0	7.3	7.7	
13.AIR TRAFFIC CNTRL	8.31	.98	11.79%	681		6.8	7.0	7.4	8.1	8.8	9.5	9.9	
18.USAF FLY PRSNL '50	7.94	.85	10.71%	4000	6.4	6.7	6.9	7.3	7.8	8.5	9.1	9.5	10.3
19.USAF SURVEY 1965	8.33	.98	11.76%	3869	6.6	7.0	7.2	7.6	8.2	8.9	9.7	10.2	11.2
20. OFFICERS---1965	8.85	.88	9.94%	549	7.1	7.5	7.8	8.2	8.8	9.4	10.0	10.4	11.1
21. ENLISTED MEN '65	8.69	1.12	12.89%	732	6.9	7.1	7.4	7.9	8.6	9.4	10.2	10.7	11.8
23. BASIC TRAINEE '65	8.10	.87	10.74%	2527	6.5	7.0	7.2	7.5	8.0	8.6	9.3	9.8	10.8
24.NAVY FLYERS '64	8.55	.76	8.89%	1529	5.8	7.3	7.6	8.1	8.5	9.0	9.5	9.8	10.5
25.USAF FLY PRSNL '67	8.78	.86	9.79%	2420	7.0	7.5	7.7	8.2	8.7	9.3	9.9	10.3	11.1
26. STUDENT PLT '67	8.47	.77	9.09%	505	6.9	7.3	7.5	7.9	8.4	9.0	9.5	9.8	10.3
27. RATED PILOTS '67	8.91	.85	9.54%	1187	7.1	7.6	7.8	8.3	8.9	9.4	10.0	10.4	11.2
28. SOT NAVIGAT '67	8.54	.81	9.48%	188		7.3	7.5	8.0	8.5	9.1	9.6	10.0	
29.---BIO-NAVIGAT '67	8.89	.87	9.79%	505	7.1	7.6	7.8	8.3	8.8	9.4	10.0	10.4	11.3
48.NATO SURVEY-60/61	8.38	.84	10.02%	3325	6.8	7.2	7.4	7.8	8.3	8.9	9.5	9.9	11.0
49. TURKISH MIL '60	8.20	.85	10.37%	912	6.6	7.0	7.2	7.6	8.1	8.7	9.3	9.8	10.8
50. GREEK MILIT '61	8.25	.69	8.36%	1071	6.9	7.3	7.5	7.8	8.2	8.7	9.2	9.5	10.3
51. ITALIAN MIL '61	8.61	.89	10.34%	1342	7.0	7.4	7.6	8.0	8.5	9.1	9.8	10.3	11.3
52.BANTU MINERS	8.22	.57	6.93%	485		7.4			8.1		9.2		
59.GERMAN AVIATORS	8.06	.86	10.67%	1006	6.4	6.8	7.0	7.5	8.0	8.6	9.2	9.6	10.7
62.CANADIAN MILIT '64	9.34	1.20	12.85%	565		7.7	7.9	8.5	9.2	10.1	10.9	11.5	
80.JAPANESE AIRFORCE	7.43	.69	9.29%	1176		6.4	6.6	6.9	7.4	7.8	8.3	8.7	
81. JAPAN AF PILOTS	7.59	.72	9.49%	210		6.5	6.7	7.0	7.5	8.0	8.5	8.9	
82. JAPAN AF NAVIG	7.38	.69	9.35%	538		5.4	6.6	6.9	7.3	7.8	8.3	8.6	

METRIC VALUES	MEAN	STD DEV	COEF OF V	-N-	1ST	5TH	10TH	25TH	50TH	75TH	90TH	95TH	99TH
939. WAIST DEPTH-CONTINUED													
86.R.O.K.A.F. PILOTS	19.79	2.86	14.45%	254	16.6	17.0	18.0	19.1	20.8	23.2	26.4		
941. WAIST DEPTH, SITTING.....													
47.SWEDISH IND WK82E	24.70	4.00	16.19%	77	(18.1)	(19.1)	(22.0)	(27.4)	(31.3)				
53.FRENCH ARMY	21.90	1.95	8.90%	794	19.1	19.7	20.6	21.8	22.9	24.2	25.4		
54.FRENCH PILOTS	23.78	2.48	10.43%	55	19.5	20.8	22.1	23.5	25.6	27.3	27.8		
55.FRENCH STUD PILOT	20.58	1.79	8.70%	101	17.8	18.2	19.3	20.4	21.9	22.9	23.5		
56.FRENCH NAVY -I	22.08	2.56	11.59%	212	18.7	19.4	20.4	21.6	23.2	25.8	27.4		
57.FRENCH NAVY -II	23.09	2.87	12.43%	100	19.2	20.2	20.9	22.9	24.5	26.5	28.9		
65.ROYAL ARMOR CORP	24.45	2.66	10.88%	500	20.9	21.5	22.5	24.0	25.9	27.9	28.9		
88.SWEDISH IND WK8/M	24.10	3.10	12.86%	87	(19.0)	(22.0)	(26.2)						
943. WAIST DEPTH, OVER FOUNDATION GARMENT.....													
7.AIR FORCE WMN '68	15.65	1.85	11.82%	1513	12.5	13.2	13.6	14.4	15.4	16.6	18.0	19.2	22.1
8. WAF-NURSE OFCRS	16.45	2.27	13.79%	390	12.7	13.5	13.9	14.7	16.1	17.9	19.7	20.9	22.9
9. ENLISTED WAFS/M	15.36	1.58	10.29%	1018	12.4	13.1	13.5	14.3	15.2	16.2	17.3	18.1	20.5
10. ENLISTED WAFS/B	15.51	1.51	9.74%	98		13.3	13.8	14.5	15.4	16.2	17.4	18.4	
946. WAIST FRONT.....													
5.WAC-SEPARATEE1946	32.71	2.01	6.14%	7553	28.1	29.5	30.2	31.4	32.7	34.0	35.2	36.0	37.8
18.USAF FLY PRSNL'50	38.65	2.66	6.88%	4000	32.6	34.4	35.3	36.8	38.5	40.3	42.1	43.2	45.2
19.USAF SURVEY 1965	38.79	2.34	6.03%	3869	33.8	35.2	35.9	37.2	38.6	40.3	41.9	42.9	45.0
20. OFFICERS---1965	39.96	2.29	5.73%	549	35.2	36.5	37.2	38.4	39.8	41.4	42.9	44.0	46.3
21. ENLISTED MEN'65	39.46	2.53	6.41%	792	34.0	35.5	36.4	37.8	39.4	41.0	42.7	43.8	46.2
23. BASIC TRAINEE65	38.32	2.14	5.58%	2527	33.7	35.0	35.7	36.9	38.2	39.7	41.1	42.1	44.0
25.USAF FLY PRSNL'67	40.42	2.22	5.49%	2420	35.8	36.9	37.6	38.9	40.3	41.8	43.3	44.2	46.2
26. STUDENT PLT '67	39.70	2.07	5.21%	505	35.4	36.5	37.2	38.3	39.6	41.0	42.5	43.4	45.2
27. RATED PILOTS'67	40.63	2.23	5.49%	1187	35.9	37.1	37.8	39.1	40.5	42.0	43.5	44.4	46.6
28. SOT NAVIGAT '67	40.26	2.13	5.29%	188		36.9	37.6	38.9	40.2	41.6	42.8	43.7	
29. RTO NAVIGAT '67	40.71	2.22	5.45%	535	36.0	37.2	37.9	39.2	40.6	42.1	43.6	44.5	46.5
36.ARMV AVIATORS '70	39.32	2.34	5.95%	1482	34.2	35.7	36.5	37.8	39.2	40.7	42.3	43.5	45.9
39.LAH-ENGINEER-DEEGR	41.29	2.60	6.30%	2983	35.9	37.3	38.1	39.5	41.1	42.9	44.7	45.9	48.5
48.NATO SURVEY-60/61	38.86	2.03	5.22%	3325	34.6	35.8	36.5	37.7	39.0	40.4	41.7	42.5	44.1
49. TURKISH MIL.'50	38.62	2.06	5.33%	912	34.3	35.5	36.2	37.4	38.7	40.1	41.5	42.3	43.9
50. GREEK MILIT '61	39.03	2.02	5.18%	1071	35.0	36.1	36.7	37.8	39.1	40.5	41.9	42.7	44.2
51. ITALIAN MIL.'61	38.88	2.00	5.14%	1342	34.5	35.9	36.6	37.6	38.9	40.4	41.8	42.5	44.4
59.GERMAN AVIATORS	39.04	2.12	5.43%	1006	34.3	35.8	36.5	37.6	39.0	40.4	41.8	42.7	44.4
63.JAPANESE PILOTS	39.39	2.56	6.50%	106		35.3	35.7	37.6	39.0	41.2	42.6	44.1	
86.R.O.K.A.F. PILOTS	39.20	2.51	6.40%	254		33.2	36.1	37.8	39.3	40.8	42.1	43.1	

ENGLISH VALUES		STD DEV	COEF OF V	-V-	1ST	5TH	10TH	25TH	50TH	75TH	90TH	95TH	99TH
-- -- -- -- -- PERCENTILES -- -- -- -- --													
939. WAIST DEPTH-CONTINUED													
86.R.O.K.A.F. PILOTS	7.79	1.12	14.38%	254	6.5	6.7	7.1	7.5	8.2	9.1	10.4		
941. WAIST DEPTH, SITTING.....													
42.SWEDISH-IND-WK3LE	9.72	1.57	16.15%	77	(7.1)	(7.8	(8.7)	(10.9)	(12.3)				
53.FRENCH ARMY	8.62	.77	8.93%	734	7.5	8.1	8.7	9.3	10.1	10.7	10.9		
54.FRENCH PILOTS	9.36	.98	10.47%	65	7.7	8.2	8.7	9.3	10.1	10.7	10.9		
55.FRENCH STUD PILOT	8.10	.70	8.64%	101	7.0	7.2	7.6	8.0	8.6	9.0	9.3		
56.FRENCH NAVY -I	8.69	1.01	11.62%	212	7.4	7.6	8.0	8.5	9.1	10.2	10.9		
57.FRENCH NAVY -II	9.69	1.13	12.43%	100	7.6	8.0	8.2	9.0	9.6	10.4	11.4		
65.ROYAL ARMOR CORP	9.63	1.05	10.90%	500	8.2	8.5	8.9	9.4	10.2	11.0	11.4		
88.SWEDISH IND WKR/M	9.48	1.22	12.37%	87	(7.5)	(8.7)	(10.3)	(11.5)					
943. WAIST DEPTH, OVER FOUNDATION GARMENT.....													
7.AIR FORCE WMN '68	6.15	.73	11.85%	1513	4.9	5.2	5.4	5.7	6.1	6.5	7.1	7.6	8.7
8. WAF-NURSE OFCRS	6.48	.89	13.73%	390	5.0	5.3	5.5	5.8	6.3	7.0	7.8	8.2	9.0
9. ENLISTED WAFS/M	6.05	.62	10.25%	1018	4.9	5.1	5.3	5.6	6.0	6.4	6.8	7.1	8.1
10. ENLISTED WAFS/B	6.11	.60	9.82%	98	5.2	5.4	5.4	5.8	6.1	6.4	6.8	7.2	
946. WAIST FRONT.....													
5.HAC-SEPARATEE1946	12.68	.79	6.13%	7553	11.1	11.6	11.9	12.4	12.9	13.4	13.9	14.2	14.9
18.USAF FLY PRSNL'56	15.22	1.05	6.90%	4100	12.9	13.6	13.9	14.5	15.2	15.9	16.6	17.0	17.8
19.USAF SURVEY 1965	15.27	.92	6.02%	3869	13.3	13.9	14.1	14.6	15.2	15.9	16.5	16.9	17.7
20. OFFICERS---1965	15.73	.90	5.72%	549	13.6	14.4	14.6	15.1	15.7	16.3	16.9	17.3	18.2
21. ENLISTED MEN'65	15.53	1.00	6.44%	792	13.4	14.0	14.3	14.9	15.5	16.2	16.8	17.3	18.2
23. BASIC TRAINEE55	15.69	.84	5.57%	2527	13.3	13.8	14.1	14.5	15.1	15.6	16.2	16.6	17.3
25.USAF FLY PRSNL'67	15.91	.87	5.47%	2420	14.1	14.5	14.8	15.3	15.9	16.5	17.0	17.4	18.2
26. STUDENT PLT '67	15.63	.81	5.18%	505	13.9	14.4	14.6	15.1	15.6	16.2	16.7	17.1	17.8
27. RATED PILOTS'67	16.00	.88	5.51%	1187	14.1	14.6	14.9	15.4	16.0	16.6	17.1	17.5	18.4
28. SOT NAVIGAT '67	15.85	.84	5.30%	183	14.5	14.8	14.9	15.3	15.8	16.4	16.9	17.2	
29. RTD NAVIGAT '67	16.03	.87	5.43%	205	14.2	14.7	14.9	15.4	16.0	16.6	17.2	17.5	18.3
36.ARMV AVIATORS '70	15.48	.92	5.94%	1482	14.1	14.4	14.4	14.9	15.4	16.0	16.7	17.1	
39.LAW-ENGORCE-QUEER	16.26	1.02	6.27%	2983	14.1	14.7	15.0	15.5	16.2	16.9	17.6	18.1	19.1
48.NATO SURVEY-60/61	15.30	.80	5.23%	3325	13.6	14.1	14.4	14.8	15.4	15.9	16.4	16.9	17.4
49. TURKISH MIL.'60	15.20	.81	5.33%	912	13.5	14.0	14.2	14.7	15.2	15.8	16.3	16.7	17.3
50. GREEK MILIT '61	15.37	.80	5.20%	1071	13.8	14.2	14.5	14.9	15.4	16.0	16.5	16.8	17.4
51. ITALIAN MIL.'61	15.31	.79	5.16%	1342	13.6	14.1	14.4	14.9	15.4	15.9	16.4	16.7	17.4
59.GERMAN AVIATORS	15.37	.83	5.40%	1006	13.5	14.1	14.4	14.8	15.3	15.9	16.4	16.8	17.5
83.JAPANESE PILOTS	15.51	1.01	6.51%	106	13.9	14.1	14.1	14.9	15.4	16.2	16.8	17.4	
86.R.O.K.A.F. PILOTS	15.43	.99	6.42%	254	13.1	14.2	14.2	14.9	15.5	16.1	16.6	16.9	17.7

METRIC VALUES	MEAN	STD DEV	COEF OF V	1ST	5TH	10TH	25TH	50TH	75TH	90TH	95TH	99TH
947. WAIST FRONT FROM CERVICAL.....												
-2.US.WOMEN-DCA.1940	48.51	2.79	5.75% ***		(43.9)		(46.6)		(50.4)		(53.1)	
41.DUTCH CIVIL WOMEN	51.68	2.80	5.42% 50J1	92.2	47.4	48.3	49.8	51.5	53.4	55.4	55.7	
949. WAIST HEIGHT.....												
2.US WOMEN-D/A 1940	101.73	4.95	4.87% ***		(93.6)		(98.4)		(105.1)		(109.9)	
3.WAS PILOTS 1942	103.40	4.10	3.97% 447		96.9	98.0	100.7	103.3	106.1	108.8	110.1	
4.AAF NURSES 1942	101.40	3.90	3.85% 152		94.9	96.5	98.6	101.5	103.8	106.4	109.1	
5.MAC SEPARATEE1946	102.53	4.57	4.46% 7553	92.2	95.1	96.7	99.4	102.5	105.5	108.4	110.2	113.9
6.WAF BASIC TR 1952	100.80	4.71	4.67% 848		93.5	95.0	97.7	101.0	104.2	106.9	108.5	
7.AIR FORCE WMN '68	100.28	4.50	4.49% 1905	90.6	93.1	94.5	97.1	100.1	103.3	106.1	107.9	111.2
8. WAF-NURSE OFCRS	100.68	4.55	4.52% 548	90.6	93.1	94.7	97.5	100.7	103.7	106.5	108.1	111.4
9. ENLISTED WAFS/W	100.04	4.41	4.41% 1216	90.6	93.0	94.4	96.9	99.9	103.0	105.8	107.6	110.9
10. ENLISTED WAFS/B	101.05	4.81	4.76% 131		93.3	94.7	97.5	100.9	104.2	107.2	109.1	
13.AIR TRAFFIC CNTRL	105.96	5.01	4.73% 678		97.9	99.3	102.1	105.5	108.9	112.0	114.2	
17.USAF BASIC TR '52	105.73	5.10	4.82% 3319		97.7	99.5	102.3	105.6	109.0	112.3	114.3	
18.USAF FLY PRSNL '50	106.77	4.56	4.27% 4000	96.0	99.3	101.0	103.8	106.8	109.8	112.6	114.3	118.0
19.USAF SURVEY 1965	105.33	5.25	4.98% 3859	93.2	96.9	98.7	101.8	105.3	108.8	112.1	114.1	117.8
20. OFFICERS---1965	106.25	4.99	4.70% 549	95.8	97.8	99.5	102.7	106.4	109.8	112.6	114.2	117.7
21. ENLISTED MEN'65	104.77	5.40	5.15% 732	91.3	96.0	98.1	101.3	104.7	108.3	111.7	113.8	117.7
23. BASIC TRAINEE65	105.30	5.23	4.97% 2527	93.0	96.9	98.8	101.8	105.2	108.7	112.1	114.1	117.8
24.NAVY FLYERS '64	107.38	4.56	4.25% 1529	97.4	100.0	101.5	104.1	107.3	110.5	113.4	115.1	117.8
25.USAF FLY PRSNL '67	106.47	4.72	4.43% 2420	95.6	98.7	100.4	103.2	106.4	109.7	112.5	114.3	117.6
26. STUDENT PLT '67	106.51	4.38	4.11% 505	96.9	99.4	100.8	103.4	106.5	109.5	112.3	113.8	116.6
27. RATED PILOTS'67	106.58	4.75	4.46% 1187	95.3	98.8	101.5	103.4	106.6	109.8	112.7	114.4	117.5
28. SOT NAVIGAT '67	107.00	4.58	4.28% 188		99.4	101.1	103.9	106.9	110.1	113.0	114.6	
29. RTO NAVIGAT '67	106.09	4.98	4.69% 505	95.1	98.0	99.7	102.7	106.0	109.3	112.5	114.5	119.0
36.ARMV AVIAIORS '70	106.03	5.03	4.74% 1482	94.8	97.6	99.4	102.6	106.1	109.5	112.4	114.3	118.2
44.SWEDISH CIV WOMEN	98.15	4.06	4.14% 214		(91.5)		(95.4)		(100.9)		(104.8)	
46.JAPANESE CIV. WMN	93.20	3.70	3.97% 1622		(87.1)		(90.7)		(95.7)		(99.3)	
47.SWEDISH-INO-WG8ZE	98.30	5.70	5.80% 77		(88.9)		(94.5)		(102.1)		(107.7)	
48.NATO SURVEY-60/61	100.70	4.60	4.57% 3325	90.9	93.2	94.7	97.5	100.6	103.8	106.6	108.4	111.9
49. TURKISH MIL '60	100.09	4.23	4.23% 912	91.6	93.5	94.7	97.0	99.9	103.0	105.8	107.4	109.9
50. GREEK MILIT '61	100.45	4.44	4.42% 1071	90.6	93.2	94.7	97.4	100.4	103.4	106.2	107.9	111.7
51. ITALIAN MIL '61	101.30	4.89	4.83% 1342	90.7	93.0	94.7	97.9	101.4	104.6	107.4	109.2	113.4
59.GERMAN AVIATORS	106.60	4.75	4.46% 1006	95.8	98.9	100.5	103.3	106.5	109.8	112.8	114.6	118.0
62.CANADIAN MILIT'64	104.01	4.97	4.78% 565		96.1	97.9	100.6	103.8	107.2	110.5	112.5	
65.ROYAL ARMOR CORP	106.59	4.60	4.32% 500		99.3	101.1	103.6	106.4	109.3	112.2	115.1	
66.ROYAL AIR FORCE	107.42	5.14	4.78% 1652	95.9	99.2	101.0	104.0	107.3	110.7	114.0	116.1	120.5
67.RAF AIRCREW	109.14	5.07	4.65% 200		99.7	102.1	105.9	109.1	112.1	115.3	117.6	
70.NEW ZEALAND AIRF.	111.28	5.80	5.21% 238		(101.8)		(107.5)		(115.3)		(120.9)	
75.LATIN AMERICANS	100.90	4.80	4.76% 1905		93.0	94.6	97.2	100.3	103.5	106.7	108.6	
79.JAPANESE CIV. MEN	96.20	4.10	4.26% 1870		(89.5)		(93.4)		(99.0)		(102.9)	

ENGLISH VALUES	MEAN	STD DEV	COEF OF V	-N-	1ST	5TH	10TH	25TH	50TH	75TH	90TH	95TH	99TH
947. WAIST FRONT FROM CERVICAL.....													
2.US. WOMEN=DCA-1940	19.10	1.10	5.76%	****	(17.3)	(18.4)	(19.8)	(20.9)					
41.DUTCH CIVIL WOMEN	20.35	1.10	5.41%	5001	18.7	19.0	19.5	20.3	21.0	21.8	22.3		
949. WAIST HEIGHT.....													
2.US. WOMEN-D/A 1940	40.05	1.95	4.87%	****	(36.8)	(38.7)	(41.4)	(43.3)					
3.WAS PILOTS 1942	40.70	1.60	3.93%	447	38.2	38.6	39.6	40.7	41.8	42.8	43.3		
4.AAF NURSES 1942	39.90	1.50	3.76%	152	37.4	38.0	38.8	40.0	40.9	41.9	42.9		
5.WAC SEPARATEES 1946	40.37	1.80	4.46%	7553	36.3	38.1	39.2	40.3	41.5	42.7	43.4		44.9
6.WAF BASIC TR 1952	39.68	1.85	4.66%	8+8	35.8	37.4	38.5	39.8	41.0	42.1	42.7		44.1
7.AIR FORCE WMN '68	39.48	1.77	4.48%	1905	35.7	36.6	37.2	38.2	39.4	40.7	41.8	42.5	43.8
8. WAF-NURSE OFGRS	39.64	1.79	4.52%	548	35.7	36.7	37.3	38.4	39.6	40.8	41.9	42.6	43.9
9. ENLISTED WAFS/W	39.39	1.74	4.42%	1216	35.7	36.6	37.2	38.2	39.3	40.5	41.7	42.4	43.7
10. ENLISTED WAFS/B	39.78	1.89	4.75%	131	35.7	37.3	38.4	39.7	41.0	42.2	43.0		
13.AIR TRAFFIC CNTRL	41.72	1.97	4.72%	678	38.5	39.1	40.2	41.5	42.9	44.1	45.0		46.6
17.USAF BASIC TR '52	41.62	2.01	4.83%	3319	37.1	38.5	39.2	40.3	41.6	42.9	44.2	45.0	46.4
18.USAF FLY PRSNL '50	42.04	1.79	4.26%	4000	37.8	39.1	39.8	40.9	42.0	43.2	44.1	44.9	46.4
19.USAF SURVEY 1965	41.47	2.07	4.99%	3859	36.7	38.1	38.9	40.1	41.4	42.8	44.1	44.9	46.4
20. OFFICERS---1965	41.83	1.96	4.69%	549	37.7	38.5	39.2	40.5	41.9	43.2	44.3	45.0	46.3
21. ENLISTED MEN '65	41.25	2.13	5.16%	792	35.9	37.8	38.6	39.9	41.2	42.6	44.0	44.8	46.3
23. BASIC TRAINEES	41.45	2.06	4.97%	2527	36.6	38.2	38.9	40.1	41.4	42.8	44.1	44.9	46.4
24.NAVY FLYERS '64	42.28	1.80	4.26%	1529	38.4	39.4	40.0	41.0	42.2	43.5	44.7	45.3	46.4
25.USAF FLY PRSNL '67	41.92	1.86	4.44%	2420	37.6	38.9	39.5	40.6	41.9	43.2	44.3	45.0	46.3
26. STUDENT PLT '67	41.93	1.72	4.10%	505	38.2	39.1	39.7	40.7	41.9	43.1	44.2	44.8	45.9
27. RATED PILOTS '67	41.96	1.87	4.46%	1187	37.5	38.9	39.6	40.7	42.0	43.2	44.4	45.1	46.3
28. SDT NAVIGAT '67	42.12	1.80	4.27%	188	39.1	39.8	40.9	42.1	43.1	43.3	44.5	45.1	46.9
29. RTD NAVIGAT '67	41.77	1.96	4.69%	505	37.4	38.6	39.3	40.4	41.7	43.0	44.3	45.1	46.9
36.ARMED AVIATORS '70	41.74	1.98	4.74%	1482	38.4	39.1	40.4	41.8	43.1	44.3	45.0		
44.SWEDISH CIV WOMEN	38.64	1.60	4.14%	214	(36.0)	(37.6)	(39.7)	(41.3)					
46.JAPANESE CIV. WMN	36.70	1.50	4.09%	1622	(34.2)	(35.7)	(37.7)	(39.2)					
47.SWEDISH-IND-1932E	38.70	2.24	5.79%	77	(35.0)	(37.2)	(40.2)	(42.4)					
48.NATO SURVEY-60/61	39.64	1.81	4.57%	3325	35.8	36.7	37.3	38.4	39.6	40.9	42.0	42.7	44.1
49. TURKISH MIL. '60	39.41	1.67	4.24%	912	36.1	36.8	37.3	38.2	39.3	40.6	41.7	42.3	43.3
50. GREEK MILIT '61	39.55	1.75	4.42%	1071	35.7	36.7	37.3	38.4	39.5	40.7	41.8	42.5	44.0
51. ITALIAN MIL. '61	39.88	1.92	4.81%	1342	35.7	36.6	37.3	38.5	39.9	41.2	42.3	43.0	44.6
59.GERMAN AVIATORS	41.97	1.87	4.46%	1006	37.7	38.9	39.6	40.7	41.9	43.2	44.4	45.1	46.5
62.CANADIAN MILIT '64	40.95	1.95	4.76%	555	37.8	38.5	39.6	40.9	42.2	43.5	44.3		
65.ROYAL ARMOR CORP	41.96	1.81	4.31%	500	39.1	39.8	40.8	41.9	43.0	44.2	45.3		47.4
66.ROYAL AIR FORCE	42.29	2.02	4.78%	1652	37.7	39.1	39.8	40.9	42.2	43.6	44.9	45.7	
67.RAF AIRCREW	42.97	2.00	4.65%	200	39.3	40.2	41.7	43.0	44.2	45.4	46.3		
70.NEW ZEALAND AIRF.	43.85	2.28	5.20%	238	(40.1)	(42.3)	(45.4)	(47.6)					
75.LATIN AMERICANS	39.70	1.90	4.79%	1985	36.6	37.2	38.3	39.5	40.7	42.0	42.8		
79.JAPANESE CIV. MEN	37.90	1.60	4.22%	1870	(35.3)	(36.8)	(39.0)	(40.5)					

METRIC VALUES	MEAN	STD DEV	COEF OF V	-V-	1ST	5TH	10TH	25TH	50TH	75TH	90TH	95TH	99TH
949. WAIST HEIGHT-CONTINUED													
80. JAPANESE AIRFORCE	95.57	3.89	4.37%	1176		89.6	90.8	92.9	95.4	98.1	100.6	102.2	
81. JAPAN AF PILOTS	96.23	3.85	4.00%	210		90.5	91.7	93.7	96.1	98.6	101.0	102.5	
82. JAPAN AF NAVIG	95.54	3.72	3.89%	538		89.8	90.9	93.0	95.4	97.9	100.4	102.0	
83. JAPANESE PILOTS	98.47	4.42	4.49%	231		91.8	92.9	95.4	98.0	101.4	104.6	105.9	
84. THAI MILITARY	99.03	4.40	4.44%	2950		92.0	93.5	96.5	99.0	102.0	105.0	106.5	
85. VIETNAM MILITARY	92.75	4.31	4.65%	2128	83.4	86.1	87.6	90.1	93.0	96.0	98.8	100.4	103.5
86. R.O.K.A.F. PILOTS	104.01	4.21	4.05%	254		97.1	98.9	101.1	104.0	107.0	109.4	110.3	
87. KOREAN FORCES -65	98.80	4.20	4.25%	3747		89.9	91.5	94.2	97.2	99.6	101.9	103.4	
88. SWEDISH IND MGR/M	104.20	5.00	4.80%	87	(96.0)		(100.8)		(107.6)		(112.4)		
90. IRANIAN MILITARY	100.14	4.43	4.42%	9414		93.1	94.5	97.1	100.1	103.1	105.9	107.6	
951. WAIST HEIGHT, SITTING.....													
7. AIR FORCE WMN '68	23.37	1.73	7.40%	1905	19.2	20.5	21.1	22.2	23.4	24.5	25.6	26.2	27.5
8. WAF-NURSE OFCRS	23.75	1.67	7.03%	548	19.8	20.9	21.6	22.6	23.7	24.9	25.9	26.6	27.8
9. ENLISTED WAFS/M	23.36	1.66	7.11%	1216	19.4	20.6	21.2	22.2	23.3	24.5	25.5	26.2	27.2
10. ENLISTED WAFS/B	21.93	1.84	8.39%	131		19.0	19.6	20.6	21.8	23.0	24.2	25.1	
18. USE-ELY-PBSNLT20	23.46	1.91	8.14%	4000	18.8	20.2	20.9	22.2	23.5	24.8	25.9	26.5	27.6
44. SWEDISH CIV-WOMEN	26.43	2.90	10.97%	155	(21.7)		(24.5)		(28.4)		(31.2)		
68. RCAF PILOTS	24.28	1.90	7.83%	314		20.5	21.5	23.1	24.3	25.6	26.6	27.4	
69. RCAF NAVIGATORS	23.92	1.95	8.15%	230		20.5	21.5	22.8	23.8	25.1	26.4	27.1	
80. JAPANESE AIRFORCE	20.99	1.33	6.34%	1176		18.5	19.2	20.2	21.2	22.0	22.6	22.9	
81. JAPAN AF PILOTS	21.05	1.30	6.18%	210		18.8	19.4	20.3	21.2	22.0	22.6	23.0	
82. JAPAN AF NAVIG	20.95	1.34	6.40%	538		18.4	19.1	20.1	21.1	22.0	22.6	22.9	
86. R.O.K.A.F. PILOTS	25.67	2.11	8.22%	254		22.0	22.9	24.5	25.6	27.1	28.3	29.3	
953. WAIST HEIGHT, OVER FOUNDATION GARMENT.....													
7. AIR FORCE WMN '68	100.80	4.40	4.37%	1513	90.9	93.7	95.2	97.8	100.7	103.7	106.5	108.2	111.3
8. WAF-NURSE OFCRS	101.01	4.47	4.43%	330	90.2	93.6	95.3	98.0	101.0	104.1	106.8	108.5	111.2
9. ENLISTED WAFS/M	100.62	4.31	4.28%	1018	91.0	93.6	95.1	97.7	100.6	103.5	106.2	107.8	111.0
10. ENLISTED WAFS/B	101.97	4.87	4.78%	98		94.4	95.8	98.5	101.8	105.3	108.6	110.7	
957. WEIGHT.....													
1. STEWARDESSES 1971	52.81	4.26	8.07%	422		46.4	47.6	49.9	52.8	56.0	58.9	60.4	
2. US WOMEN-O/A 1940	60.55	11.78	19.45%	***	(41.2)		(52.6)		(68.5)		(79.9)		
3. WAS PILOTS 1942	58.00	6.00	10.34%	446		48.0	50.0	54.0	58.0	62.0	67.0	70.0	
4. AAF NURSES 1942	55.00	4.00	7.27%	150		48.0	50.0	52.0	56.0	58.0	61.0	62.0	
5. WAC SEPARATEE 1946	59.67	9.03	15.13%	7553	44.0	47.4	49.3	53.1	58.3	64.8	71.8	75.6	86.7
6. WAF BASIC TR 1952	55.92	6.60	11.80%	851		46.3	48.0	51.0	55.4	60.3	64.4	67.2	
7. AIR FORCE WMN '68	57.73	7.52	13.03%	1905		43.7	46.4	48.5	52.4	57.2	62.2	67.4	70.9
8. WAF-NURSE OFCRS	59.66	8.38	14.05%	548	44.3	47.4	48.4	53.5	58.8	65.0	71.1	74.9	79.5
9. ENLISTED WAFS/M	57.07	8.97	12.21%	1216	43.7	46.1	48.2	52.2	56.8	61.3	65.6	68.6	75.9
10. ENLISTED WAFS/B	56.31	7.14	12.68%	131		45.7	47.7	51.8	56.0	59.7	63.9	67.9	

ENGLISH VALUES	MEAN	STD DEV	COEF OF V	-V-	1ST	5TH	10TH	25TH	50TH	75TH	90TH	95TH	99TH
-- -- -- -- -- PERCENTILES -- -- -- -- --													
949. WAIST HEIGHT-CONTINUED													
80. JAPANESE AIRFORCE	37.63	1.53	4.07%	1176		35.3	35.7	36.6	37.6	38.6	39.6	40.2	
81. JAPAN AF PILOTS	37.89	1.52	4.01%	210		35.6	36.1	36.9	37.8	38.8	39.8	40.4	
82. JAPAN AF NAVIG	37.61	1.46	3.88%	538		35.4	35.6	36.6	37.6	38.5	39.5	40.2	
83. JAPANESE PILOTS	38.77	1.74	4.49%	231		36.1	36.6	37.6	38.6	39.9	41.2	41.7	
84. THAI MILITARY	38.97	1.73	4.44%	2950		36.2	36.8	38.0	39.0	40.2	41.3	41.9	
85. VIETNAM MILITARY	36.52	1.70	4.65%	2128		33.9	34.5	35.5	36.6	37.8	38.9	39.5	40.7
86. R.O.K.A.F. PILOTS	40.95	1.60	4.05%	264		38.2	38.9	39.9	40.9	42.1	43.1	43.4	
87. KOREAN FORCES -65	38.90	1.65	4.24%	3747		35.4	36.0	37.1	38.3	39.2	40.1	40.7	
88. SWEDISH IND WKR/M	41.02	1.96	4.78%	87		(37.8)	(39.7)	(42.3)	(42.3)	(42.3)	(44.2)	(44.2)	
90. IRANIAN MILITARY	39.43	1.74	4.41%	9414		36.6	37.2	38.2	39.4	40.6	41.7	42.4	
951. WAIST HEIGHT, SITTING.....													
7. AIR FORCE WMN '68	9.20	.68	7.39%	1905	7.6	8.1	8.3	8.7	9.2	9.7	10.1	10.3	10.8
8. WAF-NURSE OFCRS	9.35	.66	7.06%	548	7.8	8.2	8.5	8.9	9.4	9.8	10.2	10.5	11.0
9. ENLISTED WAFS/M	9.20	.65	7.07%	1216	7.7	8.1	8.4	8.8	9.2	9.6	10.1	10.3	10.7
10. ENLISTED WAFS/B	8.63	.73	8.46%	131		7.5	7.7	8.1	8.6	9.1	9.5	9.9	
18. USAE-ELY PRSNL '50	9.24	.75	8.12%	400	7.4	8.0	8.2	8.7	9.3	9.8	10.2	10.4	10.9
44. SWEDISH-CIV-WOMEN	10.40	1.14	10.96%	165	((8.5)	((9.6)	((11.2)	((12.3)	
66. RCAF PILOTS	9.56	.75	7.85%	314		8.1	8.5	9.1	9.6	10.1	10.5	10.8	
69. RCAF NAVIGATORS	9.42	.77	8.17%	290		8.1	8.5	9.0	9.4	9.9	10.4	10.7	
80. JAPANESE AIRFORCE	8.26	.52	6.30%	1176		7.3	7.6	8.0	8.3	8.7	8.9	9.0	
81. JAPAN AF PILOTS	8.29	.51	6.15%	210		7.4	7.6	8.0	8.3	8.7	8.9	9.1	
82. JAPAN AF NAVIG	8.25	.53	6.42%	539		7.2	7.5	7.9	8.3	8.7	8.9	9.0	
86. R.O.K.A.F. PILOTS	10.11	.83	8.21%	254		8.7	9.0	9.6	10.1	10.7	11.2	11.5	
953. WAIST HEIGHT, OVER FOUNDATION GARMENT.....													
7. AIR FORCE WMN '68	39.68	1.73	4.36%	1513	35.8	36.9	37.5	38.5	39.7	40.8	41.9	42.6	43.8
8. WAF-NURSE OFCRS	39.77	1.76	4.43%	390	35.5	36.9	37.5	38.6	39.8	41.0	42.1	42.7	43.8
9. ENLISTED WAFS/M	39.61	1.70	4.29%	1018	35.8	36.9	37.4	38.5	39.6	40.7	41.8	42.4	43.7
10. ENLISTED WAFS/B	40.15	1.92	4.78%	38		37.2	37.7	38.8	40.1	41.4	42.7	43.6	
957. WEIGHT.....													
1. STEWARDESSES 1971	116.42	9.39	8.07%	422		102.2	104.9	110.0	116.4	123.4	129.8	133.1	
2. US WOMEN-O/A 1940	133.48	25.98	19.46%	***		(90.7)	(116.0)	(151.0)	(151.0)	(175.2)	(175.2)	(175.2)	
3. WAS PILOTS 1942	129.00	14.00	10.85%	446		105.0	117.0	119.0	129.0	136.0	148.0	154.0	
4. AAF NURSES 1942	122.00	10.00	8.20%	153		107.0	109.0	114.0	122.0	129.0	134.0	136.0	
5. WAF SEPARATE 1946	131.55	19.91	15.13%	7553	97.1	104.4	108.8	117.2	123.6	142.8	158.3	168.9	191.2
6. WAF BASIC TR 1952	123.27	14.54	11.80%	651		102.0	105.8	112.5	122.2	133.0	142.0	148.2	
7. AIR FORCE WMN '68	127.27	16.58	13.03%	1905	96.3	102.3	106.9	115.5	125.1	137.1	148.6	156.3	175.3
8. WAF-NURSE OFCRS	131.53	18.47	14.04%	543		104.5	108.9	117.9	129.6	143.3	156.7	165.1	
9. ENLISTED WAFS/M	125.82	15.37	12.22%	1216		101.6	106.3	115.1	125.2	135.1	144.6	151.2	
10. ENLISTED WAFS/B	124.14	15.74	12.68%	131		100.8	105.2	114.2	123.5	131.6	140.9	149.7	

METRIC VALUES	MEAN	STD DEV	COEF OF V	-N-	1ST	5TH	10TH	25TH	50TH	75TH	90TH	95TH	99TH
957. WEIGHT-CONTINUED													
11.HEALTH EXAM/F '62	63.69	13.81	21.60%	3501	41.0	46.2	48.9	53.9	61.1	70.7	82.0	89.9	107.3
12.---HLTH EXAM/25-40	62.38	14.26	22.86%	1155	40.7	46.0	48.4	52.7	59.1	68.6	80.5	89.4	109.7
13.AIR TRAFFIC CNTRL	73.39	10.02	13.65%	678		58.0	60.6	65.4	72.0	79.1	86.0	90.3	
14.ARMV SEPARATEE '46	70.19	9.29	13.24%	***	(54.9)			63.9	(76.5)			(85.5)	
15.A.A.F. CADETS '42	70.90	7.70	10.86%	2959		58.3	60.7	64.5	69.5	75.1	80.5	83.5	
16.A.A.F. GUNNERS '42	67.00	7.30	10.90%	583		54.3	56.7	61.8	66.7	71.4	75.6	78.6	
17.USAF BASIC TR '52	66.68	9.51	14.22%	3332		53.7	56.1	60.3	66.0	72.3	78.9	84.5	
18.USAF FLY PRSNL '50	74.10	9.44	12.74%	4000		60.1	62.6	67.3	73.4	80.3	87.1	91.2	98.6
19.USAF SURVEY 1965	70.98	10.85	15.29%	3869		55.5	58.0	63.0	69.7	77.7	85.8	91.0	101.0
20. OFFICERS---1965	77.77	9.26	11.91%	549		63.2	66.4	71.6	77.4	83.5	89.7	93.9	103.0
21. ENLISTED MEN '65	73.45	11.27	15.34%	732		56.6	59.6	65.3	72.5	80.4	88.3	93.3	103.6
23. BASIC TRAINEES	68.73	10.24	14.90%	2527		54.8	57.2	61.4	67.2	74.5	82.7	88.2	100.1
24.NAVY FLYERS '64	77.76	8.66	11.14%	1529		63.7	66.7	71.9	77.6	83.3	88.8	92.3	100.0
25.USAF FLY PRSNL '67	78.74	9.72	12.34%	2420		63.6	66.6	71.9	78.2	85.0	91.5	95.6	103.3
26. STUDENT PLT '67	77.17	9.44	12.23%	505		62.4	65.3	70.4	76.6	83.6	90.1	93.9	99.9
27. RATED PILOTS '67	79.53	9.59	12.06%	188		64.1	67.4	73.0	79.3	85.6	91.7	95.7	
28. SOT NAVIGAT '67	78.54	10.46	13.32%	1187		62.2	65.5	71.1	77.8	85.4	92.8	97.4	105.4
29. RTD NAVIGAT '67	78.73	9.77	12.41%	505		64.1	66.9	71.8	77.8	84.7	91.7	96.1	104.9
30.ARMV SOLDIERS '66	72.16	10.59	14.68%	6632		57.3	59.9	64.7	70.9	78.3	86.2	91.6	102.9
31.NAVY ENLISTED '66	71.56	10.56	14.76%	4035		56.8	59.3	63.9	70.1	78.0	86.2	91.3	100.6
32.NAVY DIVERS '72	81.52	11.24	13.79%	100		63.0	67.1	74.0	81.5	89.1	95.9	100.0	
33.MARINE ENLIST '66	72.65	8.92	12.28%	2008		59.4	61.8	66.2	71.8	78.2	84.5	88.5	96.6
34.ARMV AVIATORS '59	71.10	8.57	12.05%	500		61.6	64.5	69.4	75.5	81.5	87.6	90.5	
35.ARMV HELIO STNITS	74.30	8.50	11.44%	1640		61.3	63.9	68.1	73.7	80.4	86.2	89.5	
36.ARMV AVIATORS '70	77.63	10.81	13.93%	1482		60.4	63.7	69.9	77.3	84.9	91.7	95.9	104.3
37.HEALTH EXAM/M '62	74.89	12.62	16.85%	3091		56.2	59.7	60.1	74.0	82.7	91.5	97.1	108.2
38. HLTH EX/M 25-40	76.67	12.79	16.68%	1012		57.8	61.4	67.8	75.6	84.3	93.2	99.3	112.6
39.LAW ENFORCE-DECB	83.32	11.91	14.29%	2991		65.9	69.1	75.1	82.2	90.2	98.6	104.4	117.8
41.DUTCH CIVIL WOMEN	67.32	10.90	16.19%	5001		52.0	54.6	59.4	65.9	73.8	82.3	87.6	
43.ENGLISH CIV WOMEN	60.40	10.00	16.56%	4989		46.6	49.2	53.2	58.8	65.9	74.1	79.4	
44.SWEDISH CIV WOMEN	59.26	6.65	11.22%	210	(48.3)			(54.8)	(63.7)		(70.2)		
45.AUSTRIAN PILOT/F	58.03	7.11	12.25%	35	(39.8)	46.3	48.9	53.2	58.0	62.8	67.1	69.7	
46.JAPANESE-CIV-1940	51.30	7.00	13.65%	1622		(46.6)		(46.6)	(56.0)		(62.8)		
48.NATO SURVEY-00/61	67.66	8.44	12.47%	3325		55.1	57.5	61.8	67.1	73.0	78.8	82.6	90.1
49. TURKISH MIL '60	64.60	8.20	12.69%	912		52.3	54.7	58.9	64.0	69.6	75.4	79.3	87.9
50. GREEK MILIT '61	67.03	7.62	11.37%	1071		55.8	57.9	61.7	66.5	71.9	77.3	80.7	86.7
51. ITALIAN MIL '61	70.25	8.42	11.99%	1342		57.6	60.0	64.4	69.7	75.5	81.3	85.1	93.2
52.BANTU MINERS	60.45	5.91	9.78%	485		51.1			59.9		71.2		
53.FRENCH ARMY	66.90	7.50	11.21%	793		56.2	57.7	62.2	66.0	71.4	76.2	80.5	
54.FRENCH PILOTS	74.00	8.10	10.95%	65		60.6	63.3	70.1	74.3	79.0	84.9	88.3	
55.FRENCH STUD PILOT	64.60	7.20	11.15%	101		54.8	56.1	60.1	63.7	69.8	75.5	78.3	
56.FRENCH NAVY -I	66.20	8.80	13.29%	212		53.8	56.9	60.3	65.4	70.8	78.7	83.4	

ENGLISH VALUES	MEAN	STD DEV	COEF OF V	-V-	1ST	5TH	10TH	25TH	50TH	75TH	90TH	95TH	99TH
957. WEIGHT-CONTINUED													
111.HEALTH EXAM/F '62	140.41	30.45	21.69%	3581	90.3	101.9	107.9	118.9	134.7	156.0	180.8	198.3	236.5
112.---HLTH EXCE-25-40	137.52	31.43	22.85%	1155	89.7	101.4	106.7	116.1	130.4	151.3	177.6	197.1	241.8
113.AIR TRAFFIC CNTRL	161.81	22.09	13.65%	678	127.9	133.5	144.2	158.7	174.4	189.6	199.0		
114.ARMY SEPARATEE '46	154.76	20.49	13.24%	***	(121.1)			(140.9)		(168.6)		(188.5)	
115.A.A.F. CADETS '42	156.30	17.00	10.88%	2959	128.5	133.8	142.1	153.1	165.5	177.4	184.0		
116.A.A.F. GUNNERS '42	147.80	16.10	10.89%	583	119.7	125.0	136.2	147.1	157.5	166.7	173.3		
117.USAF BASIC TR '52	147.44	20.97	14.22%	3332	118.4	123.7	133.0	145.4	159.5	173.9	185.3		
118.USAF FLY PRSNL '50	163.36	20.81	12.74%	4000	122.8	132.5	138.0	148.4	161.8	177.0	192.0	201.1	217.4
119.USAF SURVEY '66	156.48	23.92	15.29%	3869	113.3	122.4	127.9	138.9	153.7	171.3	189.2	200.6	222.7
120. OFFICERS---1965	171.45	20.41	11.90%	549	126.1	139.3	146.4	157.9	170.6	184.1	197.8	207.0	227.1
121. ENLISTED MEN '65	161.95	24.85	15.34%	792	114.6	124.8	131.4	144.0	159.8	177.3	194.7	205.7	228.4
123. BASIC TRAINEE '65	151.52	22.58	14.90%	2527	111.1	120.8	126.1	135.4	148.2	164.2	182.3	194.4	220.7
124.NAVY FLYERS '64	171.42	19.09	11.14%	1529	129.5	140.5	147.1	158.4	171.1	183.7	195.7	203.5	220.5
125.USAF FLY PRSNL '67	173.59	21.44	12.35%	2420	127.6	140.1	146.9	158.6	172.4	187.4	201.8	210.8	227.7
126. STUDENT PLT '67	170.14	20.82	12.24%	505	125.0	137.6	144.0	155.1	168.9	184.3	198.7	207.0	220.3
127. RATED PILOTS '67	175.33	21.14	12.06%	1187	128.9	141.4	148.6	160.9	174.7	188.7	202.2	211.1	230.6
128. SOT NAVIGAT '67	173.15	23.05	13.31%	188	137.2	144.4	156.7	171.5	188.3	204.7	214.6		
129. RTD NAVIGAT '67	173.58	21.55	12.42%	505	130.1	141.4	147.5	158.2	171.6	186.8	202.1	211.9	231.2
130.ARM SOLDIERS '66	159.09	23.35	14.68%	6682	116.0	126.3	132.1	142.6	156.3	172.6	190.0	201.9	226.9
131.NAVY ENLISTED '66	157.75	23.28	14.76%	4095	114.2	125.2	130.7	140.0	154.6	171.9	189.9	201.3	221.9
132.NAVY DIVERS '72	179.72	24.77	13.78%	100	139.0	148.0	163.0	179.7	196.4	211.5	220.5		
133.MARINE ENLIST '66	160.16	19.67	12.28%	2008	122.5	131.0	136.2	146.0	158.4	172.3	186.2	195.1	212.9
134.ARM AVIATORS '59	156.77	18.90	12.06%	500	135.9	142.4	153.2	166.5	179.8	193.2	199.7		
135.ARM HELIO STONTS	164.00	18.70	11.40%	1640	135.2	140.9	150.2	162.5	177.3	190.1	197.3		
136.ARM AVIATORS '70	171.14	23.83	13.92%	1482	133.2	140.4	154.1	170.4	187.2	202.2	211.4		
137.HEALTH EXAM/M '62	165.10	27.83	16.86%	3091	110.3	123.8	131.6	145.7	163.1	182.4	201.7	214.0	238.6
138. HLTH EX/M 25-40	169.03	28.19	16.68%	1012	114.7	127.5	135.3	149.5	166.7	185.9	205.6	218.9	248.2
139.LAW-ENFORCE-DECR	183.68	26.26	14.30%	2991	133.9	145.2	152.4	165.5	181.3	198.9	217.4	230.2	259.7
141.DUTCH CIVIL WOMEN	148.42	24.04	16.20%	5011	114.7	120.4	130.9	145.3	162.7	181.5	193.1		
143.ENGLISH CIV WOMEN	133.16	22.04	16.55%	4989	102.8	108.4	117.3	129.7	145.4	163.3	175.0		
144.SWEDISH CIV WOMEN	130.64	14.66	11.22%	210	(106.5)			(120.8)		(140.5)		(154.8)	
145.AUSTRAL'N PILOT/F	127.67	15.64	12.25%	35	101.9	107.6	117.1	127.7	138.1	147.7	153.4		
146.JAPANESE-CIV.-HVN	113.10	15.40	13.62%	1622	(87.8)			(102.7)		(123.5)		(138.4)	
148.NATO SURVEY-60/61	149.17	18.60	12.47%	3325	111.8	121.4	126.8	136.3	147.9	160.9	173.8	182.1	198.7
149. TURKISH MIL. '60	142.41	18.08	12.70%	912	106.5	115.4	120.6	129.9	141.0	153.4	166.2	174.8	193.8
150. GREEK MILIT '61	147.78	16.79	11.36%	1071	113.8	122.9	127.6	136.0	146.5	158.6	170.5	177.9	191.2
151. ITALIAN MIL. '61	154.87	18.57	11.99%	1342	119.1	127.0	132.2	141.9	153.7	166.5	179.2	187.5	205.5
152.BANTU MINERS	133.00	13.00	9.77%	485	112.2			131.3			156.2		
153.FRENCH ARMY	147.48	16.53	11.21%	793	123.8	127.2	137.1	145.5	157.4	167.9	177.4		
154.FRENCH PILOTS	163.14	17.85	10.94%	65	133.6	139.5	154.5	163.8	174.1	187.1	194.6		
155.FRENCH STUD PILOT	142.42	15.87	11.14%	100	120.8	123.7	132.5	140.4	153.9	166.4	172.6		
156.FRENCH NAVY -I	145.94	19.40	13.29%	212	118.6	125.4	132.9	144.1	156.0	173.5	183.8		

METRIC VALUES	MEAN	STD DEV	COEF OF V	-V-	1ST	5TH	10TH	25TH	50TH	75TH	90TH	95TH	99TH
957. WEIGHT-CONTINUED													
57.FRENCH NAVY -II	71.50	10.10	14.13%	100		57.5	60.2	64.3	71.5	77.7	85.5	92.5	
58.GERMAN TANKERS	72.50	8.12	11.20%	237		61.0	62.8	66.7	71.0	78.0	85.0	87.6	
59.GERMAN AVIATORS	74.73	8.10	10.84%	1000	57.5	62.2	64.7	69.0	74.3	80.1	85.6	88.8	94.2
60.GERMAN 20 YR OLDS	58.70	10.00	14.56%	7144		54.7	57.3	61.8	67.3	73.6	80.6	85.2	
61.GERMANS/25-40 YRS	76.30	8.90	11.66%	2643		62.6	65.9	70.3	75.9	81.2	88.6	93.0	
62.CANADIAN MILIT*64	76.96	11.73	15.24%	565		59.4	62.3	68.3	76.2	84.8	92.1	95.7	
63.CANADIAN STU PLT	69.85	8.16	11.68%	580		56.9	59.5	64.0	69.0	74.8	80.7	84.2	
64.CANADIAN STU OBS	70.30	8.16	11.61%	938		58.0	60.4	64.6	69.4	75.4	81.4	84.1	
65.ROYAL ARMOR CORP	73.19	10.73	14.66%	500		57.2	60.9	65.3	72.3	78.0	86.3	92.3	
66.ROYAL AIR FORCE	75.04	8.81	11.74%	1998		56.2	61.3	64.0	68.8	74.6	80.9	86.8	96.4
67.RAF AIRCREW	74.31	9.36	12.60%	200		60.6	62.1	66.9	73.0	80.7	86.6	88.9	
68.RCAF PILOTS	76.41	9.88	12.93%	314		59.6	63.9	69.9	76.1	82.3	88.8	92.0	
69.RCAF NAVIGATORS	75.55	8.55	11.32%	230		62.4	64.4	69.0	75.1	81.2	86.4	90.0	
70.NEW ZEALAND AIRF.	75.28	8.80	11.69%	238		(60.8)	(69.3)	(69.3)	(81.2)	(89.8)	(89.8)	(89.8)	
71.AUSTRALIAN CADETS	71.80	7.90	11.00%	97		56.5			70.8			85.0	
72.AUSTRALIAN RATED	76.70	10.30	13.43%	384		51.0			73.0			95.0	
73.CZECH LUMBERMEN	64.20	7.60	11.84%	1110		(51.7)	(59.1)	(59.1)	(69.3)	(69.3)	(75.7)	(75.7)	
75.LATIN AMERICANS	65.90	8.20	12.44%	1935		52.3	54.5	58.6	63.2	68.2	74.8	79.5	
76.AUSTRAL*N PILOT/M	76.18	11.78	15.46%	75		56.8	61.1	68.2	76.2	84.1	91.3	95.5	
77.FRENCH YOUNG MEN	53.85	7.92	12.40%	2000	(50.8)	(50.8)	(58.5)	(58.5)	(69.2)	(69.2)	(76.9)	(76.9)	
78.SOUTH AFRICANS	72.85	10.12	13.89%	1445		58.6			71.4			90.5	
79.JAPANESE CIV. MEN	60.20	8.50	14.29%	1870	(46.1)	(46.1)	(54.4)	(54.4)	(66.0)	(66.0)	(74.3)	(74.3)	
80.JAPANESE AIRFORCE	60.63	6.47	10.67%	1176		51.1	52.8	56.0	60.1	64.6	69.1	71.9	
81. JAPAN AF PILOTS	62.54	6.41	10.25%	210		53.8	55.2	58.0	61.8	66.2	70.8	73.7	
82. JAPAN AF NAVIG	50.43	6.27	10.38%	538		51.2	52.8	56.0	59.9	64.3	68.8	71.6	
83.JAPANESE PILOTS	61.12	5.86	9.59%	239		52.5	54.2	56.8	60.6	64.6	69.0	71.8	
84.THAI MILITARY	56.30	5.80	10.30%	2950		48.0	50.0	52.5	56.0	60.0	64.0	67.0	
85.VIETNAM MILITARY	51.10	5.90	11.55%	2128	39.7	42.4	44.2	46.7	50.5	54.7	58.4	61.4	69.7
86.R.O.K.A.F. PILOTS	62.84	6.54	10.41%	254		53.1	54.7	58.4	62.0	66.6	72.1	76.6	
87.KOREAN FORCES -65	59.40	4.90	8.25%	3747		51.0	53.0	55.1	58.1	61.1	65.0	67.1	
89.SWEDISH AVIATORS	71.63	7.39	10.32%	240	(59.5)	(59.5)	(66.6)	(66.6)	(76.6)	(76.6)	(83.8)	(83.8)	
90.IRANIAN MILITARY	61.63	7.72	12.53%	9414		50.8	52.9	56.5	60.8	65.8	71.5	75.7	
91.AUSTRALIAN ARMY69	69.78	8.06	11.55%	3633		56.5	59.0	63.0	68.5	75.0	80.5	84.0	
960. WEIGHT AS REPORTED BY SUBJECT.....													
7.AIR FORCE WMN *68	56.68	7.18	12.62%	1915	42.9	46.1	48.1	51.8	56.2	61.0	65.9	69.4	77.3
8. WAF-NURSE OFCRS	59.22	7.81	13.19%	548	44.7	47.7	49.6	53.5	58.3	63.9	69.5	73.1	80.9
9. ENLISTED WAFS/M	56.03	6.65	11.89%	1216	42.6	45.5	47.6	51.4	55.7	60.0	64.2	67.1	74.1
10.---ENLISTED WAFS/2B	55.39	5.73	12.15%	131		45.9	47.6	51.0	54.7	58.2	62.6	66.6	
19.USAF SURVEY 1965	71.57	10.66	14.89%	3869	52.1	56.1	58.7	63.8	70.4	78.2	86.1	91.1	101.3
20. OFFICERS---1965	77.71	9.05	11.65%	549	57.4	63.4	66.5	71.5	77.2	83.3	89.4	93.5	102.4
21. ENLISTED MEN*65	74.12	10.79	14.56%	732	53.8	57.9	60.8	66.2	73.2	81.0	88.5	93.3	102.8

ENGLISH VALUES	MEAN	STD DEV	COEF OF V	-V-	1ST	5TH	10TH	25TH	50TH	75TH	90TH	95TH	99TH
957. WEIGHT-CONTINUED													
57. FRENCH NAVY -II	157.63	22.26	14.12%	100	126.7	132.7	141.7	157.6	171.2	188.4	203.9		
58. GERMAN TANKERS	159.83	17.89	11.19%	237	134.4	138.4	147.1	156.4	171.9	187.4	193.1		
59. GERMAN AVIATORS	164.75	17.86	10.84%	1006	126.8	137.1	142.6	152.1	163.8	176.6	188.7	195.8	207.7
60. GERMAN 20 YR OLDS	151.45	22.00	14.53%	7144	120.5	126.3	136.2	148.3	162.2	177.6	187.8		
61. GERMANS/25-40 YRS	168.21	19.62	11.66%	2643	138.0	145.2	154.9	167.3	179.0	195.3	205.0		
62. CANADIAN MILIT*64	159.69	25.96	15.24%	565	131.0	137.2	150.6	168.0	187.0	203.0	211.0		
63. CANADIAN STU PLT	154.60	18.00	11.69%	580	125.5	131.3	141.2	152.3	165.0	178.0	185.7		
64. CANADIAN STU OBS	155.00	19.00	11.61%	998	128.0	133.3	142.5	153.1	166.3	179.5	185.6		
65. ROYAL ARMOR CORP	151.55	23.65	14.66%	500	126.1	134.2	143.9	159.3	171.9	190.2	203.4		
66. ROYAL AIR FORCE	155.43	19.42	11.74%	1998	123.9	135.2	141.2	151.7	164.4	178.3	191.4	199.1	212.6
67. RAF AIRCREW	153.84	21.63	12.59%	200	133.5	137.0	147.5	161.0	178.0	191.0	196.0		
68. RAF PILOTS	168.47	21.79	12.93%	314	131.4	140.9	154.2	167.8	181.5	195.8	202.9		
69. RCAF NAVIGATORS	166.57	18.85	11.32%	290	137.6	142.1	152.2	165.7	179.2	190.5	198.6		
70. NEW ZEALAND AIRF.	165.96	19.40	11.69%	238	(134.0)	(152.9)	(179.0)				(197.9)		
71. AUSTRALIAN CADETS	158.29	17.46	11.03%	97	124.6		156.0				187.4		
72. AUSTRALIAN RATED	159.09	22.71	13.43%	384	112.4		163.9				209.4		
73. CZECH LUMBERMEN	141.53	16.75	11.83%	2400	(114.0)	(130.2)	(152.8)				(163.1)		
75. LATIN AMERICANS	145.00	18.10	12.48%	1985	115.0	120.0	129.0	139.0	150.0	164.6	174.8		
76. AUSTRALIAN PILOT/M	157.59	25.91	15.46%	75	125.0	134.4	150.1	167.6	185.0	200.8	210.2		
77. FRENCH YOUNG MEN	140.76	17.46	12.40%	2000	(112.0)	(129.0)	(152.5)				(169.5)		
78. SOUTH AFRICANS	160.27	22.26	13.89%	1445	129.0		157.0				199.0		
79. JAPANESE CIV. MEN	132.70	18.90	14.24%	1870	(101.6)	(120.0)	(145.4)				(163.8)		
80. JAPANESE AIRFORCE	133.66	14.26	10.67%	1176	112.6	116.4	123.4	132.4	142.4	152.3	158.5		
81. JAPAN AF PILOTS	137.87	14.13	10.25%	210	118.6	121.6	127.8	136.2	145.9	156.0	162.4		
82. JAPAN AF NAVIG	133.22	13.82	10.37%	538	112.8	116.4	123.4	132.0	141.7	151.6	157.8		
83. JAPANESE PILOTS	134.74	12.91	9.58%	239	115.7	119.4	125.2	133.6	142.4	152.1	158.2		
84. THAI MILITARY	124.12	12.79	10.30%	2950	105.8	110.2	115.7	123.5	132.3	141.1	147.7		
85. VIETNAM MILITARY	112.66	13.01	11.55%	2128	93.5	97.4	103.0	111.3	120.6	128.7	135.4		
86. R.O.K.A.F. PILOTS	138.24	14.38	10.40%	254	116.8	120.3	128.5	136.5	146.6	158.6	168.5		
87. KOREAN FORCES -65	130.95	10.80	8.25%	3747	112.4	116.8	121.4	128.0	134.7	143.3	147.9		
89. SWEDISH AVIATORS	157.91	16.29	10.32%	240	(131.1)	(146.9)	(168.9)				(184.7)		
90. IRANIAN MILITARY	135.59	16.98	12.52%	9414	111.7	116.4	124.3	133.7	144.7	157.2	165.4		
91. AUSTRALIAN ARMY69	153.83	17.76	11.55%	3695	124.6	130.1	138.9	151.0	165.3	177.5	185.2		
960. WEIGHT AS REPORTED BY SUBJECT.....													
7. AIR FORCE WMN '68	125.40	15.83	12.62%	1915	94.0	101.6	106.1	114.2	123.9	134.4	145.3	152.9	170.5
8. WAF-NURSE OFCRS	130.56	17.22	13.19%	548	98.4	105.0	109.4	117.9	126.6	140.8	153.1	161.2	178.3
9. ENLISTED WAFS/W	123.53	14.68	11.88%	1216	93.9	100.4	105.0	113.3	122.7	132.2	141.5	147.9	163.4
10. ENLISTED-WAFS/B	122.10	14.84	12.15%	131	101.1	104.9	112.5	120.5	128.3	137.9	146.8		
19. USAF SURVEY	1965	157.78	23.50	14.89%	3659	114.8	123.7	129.4	140.5	155.3	172.4	189.7	200.9
20. OFFICERS---1965	171.31	19.95	11.65%	549	126.7	139.7	146.5	157.7	170.2	183.6	197.1	206.1	225.7
21. ENLISTED MEN'65	163.40	23.79	14.56%	792	118.5	127.8	134.0	146.1	161.4	179.5	195.2	205.7	226.7

METRIC VALUES	MEAN	STD DEV	COEF OF V	-V-	1ST	5TH	10TH	25TH	50TH	75TH	90TH	95TH	99TH
960. WEIGHT AS REPORTED BY SUBJECT-CONTINUED													
23. BASIC TRAINEES	69.44	10.25	14.76%	2527	50.0	55.3	57.7	62.0	67.9	75.4	83.7	89.2	100.2
25. USAF FLY PRSNL '67	78.50	8.91	11.35%	2420	58.4	63.2	66.0	71.0	77.0	83.4	89.4	93.0	99.3
26. STUDENT PLT '67	77.15	8.59	11.13%	505	58.4	63.2	65.9	70.7	76.7	83.1	89.0	92.3	97.8
27. RATED PILOTS '67	79.18	8.77	11.08%	1187	59.2	64.7	67.7	73.0	79.0	85.1	90.7	94.1	100.7
28. SOT NAVIGAT '67	78.09	9.53	12.20%	188	62.5	65.6	67.5	71.2	77.7	84.6	90.9	94.6	
29. RTO NAVIGAT '67	78.59	9.09	11.57%	505	58.5	64.8	67.5	71.9	77.7	84.8	91.6	95.4	100.2
30. ARMY SOLDIERS '66	73.20	10.56	14.43%	6682	53.0	58.0	60.8	65.8	72.1	79.4	87.2	92.3	103.1
31. NAVY ENLISTED '66	72.04	10.82	15.02%	4095	51.9	56.8	59.4	64.1	70.6	78.6	86.9	92.1	101.6
33. MARINE ENLIST '66	74.33	8.77	11.80%	2008	57.4	61.3	63.6	68.0	73.5	79.8	86.1	90.1	98.0
36. ARMY AVIATORS '70	77.51	9.88	12.75%	1482	58.2	61.6	64.6	70.5	77.4	84.0	90.0	94.0	103.1
964. WRIST BREADTH.....													
1. STEWARDESSES-1921	5.03	.27	5.37%	422									
19. USAF SURVEY 1965	5.74	.33	5.75%	3659	5.0	5.2	5.3	5.5	5.7	5.9	6.2	6.3	6.5
20. OFFICERS---1965	5.83	.31	5.32%	549	5.1	5.3	5.4	5.6	5.8	6.0	6.2	6.3	6.6
21. ENLISTED MEN '65	5.82	.33	5.67%	792	5.0	5.3	5.4	5.6	5.8	6.0	6.2	6.4	6.6
23. BASIC TRAINEES	5.69	.32	5.62%	2527	5.0	5.2	5.3	5.5	5.7	5.9	6.1	6.2	6.5
32. NAVY-QUIVERS-72--	5.42	.34	6.27%	100		4.9	5.0	5.2	5.4	5.7	5.9	6.0	
48. NATO SURVEY-60/61	5.84	.30	5.14%	3325	5.2	5.4	5.5	5.6	5.8	6.0	6.2	6.3	6.6
49. TURKISH MIL. '60	5.85	.30	5.13%	912	5.2	5.4	5.5	5.7	5.9	6.1	6.2	6.4	6.6
50. GREEK MILIT '61	5.87	.28	4.77%	1071	5.2	5.4	5.5	5.7	5.9	6.1	6.2	6.3	6.5
51. ITALIAN MIL. '61	5.82	.31	5.33%	1342	5.1	5.3	5.4	5.6	5.8	6.0	6.2	6.4	6.6
59. GERMAN AVIATORS	5.81	.31	5.34%	1006	5.1	5.3	5.4	5.6	5.8	6.0	6.2	6.3	6.5
967. WRIST CIRCUMFERENCE.....													
1. STEWARDESSES 1971	13.68	.69	5.04%	422									
2. US WOMEN-D/A 1940	15.27	.97	6.35%	***									
5. MAC SEPARATEE 1945	14.71	.81	5.51%	7553	13.0	13.5	13.7	14.2	14.7	15.2	15.8	16.1	17.0
6. WAF BASIC TR 1952	15.44	1.03	6.67%	848		14.0	14.2	14.7	15.3	16.0	16.8	17.4	
7. AIR FORCE WHN '68	14.96	.71	4.75%	1905	13.4	13.8	14.0	14.4	14.9	15.4	15.9	16.2	16.8
8. WAF-NURSE OFCRS	14.98	.73	4.87%	548	13.4	13.8	14.0	14.4	14.9	15.5	16.0	16.3	16.9
9. ENLISTED WAFS/W	14.95	.69	4.62%	1216	13.4	13.8	14.0	14.4	14.9	15.4	15.9	16.2	16.7
10. ENLISTED WAFS/ZB	15.04	.80	5.32%	131									
13. AIR TRAFFIC CNTRL	17.60	1.14	6.48%	680		15.5	16.0	16.5	17.2	17.9	18.8	19.2	
14. ARMY SEPARATEE '46	17.14	1.01	5.89%	***		15.5	16.0	16.5	17.2	17.9	18.8	19.2	
17. USAF BASIC TR '52	17.46	1.02	5.84%	3326		16.0	16.3	16.8	17.5	18.2	18.9	19.3	
18. USAF FLY PRSNL '50	17.37	.91	5.24%	4000	15.4	16.0	16.2	16.8	17.4	18.0	18.6	18.9	19.7
19. USAF SURVEY 1965	17.17	.85	4.95%	3859	15.3	15.8	16.1	16.6	17.1	17.7	18.3	18.6	19.3
20. OFFICERS---1965	17.25	.78	4.52%	549	15.6	16.0	16.3	16.7	17.2	17.8	18.3	18.6	19.2
21. ENLISTED MEN '65	17.20	.89	5.17%	792	15.2	15.8	16.1	16.6	17.2	17.8	18.4	18.7	19.3
23. BASIC TRAINEES	17.14	.85	4.96%	2527	15.2	15.8	16.1	16.6	17.1	17.7	18.2	18.6	19.3
24. NAVY FLYERS '64	17.03	.80	4.70%	1529	15.2	15.8	16.0	16.5	17.0	17.6	18.1	18.4	19.0

ENGLISH VALUES	MEAN	STD DEV	COEF OF V	-N-	1ST	5TH	10TH	25TH	50TH	75TH	90TH	95TH	99TH
960. WEIGHT AS REPORTED BY SUBJECT-CONTINUED													
23. BASIC TRAINEES	153.10	22.59	14.76%	2527	110.2	121.8	127.3	136.8	149.7	166.2	184.5	196.6	220.9
125. USAF FLY PRSNL	173.00	19.65	11.35%	2420	128.7	139.3	145.4	156.4	169.7	183.9	197.1	204.9	219.0
126. STUDENT PLT	170.09	18.94	11.14%	505	128.7	139.2	145.2	156.0	169.1	183.3	196.2	203.5	215.6
27. RATED PILOTS	174.55	19.34	11.08%	1187	130.4	142.6	149.3	160.9	174.1	187.5	199.9	207.4	221.9
28. SOT NAVIGAT	172.15	21.02	12.21%	183	137.7	144.7	156.9	171.3	186.5	200.4	208.5		
29. RTD NAVIGAT	173.25	20.05	11.57%	505	129.1	142.9	148.7	158.4	171.2	186.9	202.0	210.3	220.9
30. ARMY SOLDIERS	161.38	23.28	14.43%	6032	116.9	128.0	134.1	145.1	158.9	175.1	192.1	203.5	227.4
31. NAVY ENLISTED	158.82	23.85	15.02%	4035	114.4	125.3	130.9	141.3	155.6	173.2	191.5	203.1	224.1
33. MARINE ENLIST	163.88	19.33	11.80%	2008	126.6	135.1	140.3	149.9	162.1	175.9	189.7	198.6	216.0
36. ARMY AVIATORS	170.68	21.78	12.75%	1482		135.8	142.4	155.4	170.6	185.2	198.4	207.2	
964. WRIST BREADTH.....													
-1. STEWARDSES-1921	1.98	.11	5.56%	422		1.8	1.9	1.9	2.0	2.0	2.1	2.2	2.6
19. USAF SURVEY 1965	2.26	.13	5.75%	3869	2.0	2.0	2.1	2.2	2.3	2.4	2.5	2.5	2.6
20. OFFICERS---1965	2.30	.12	5.22%	549	2.0	2.1	2.1	2.2	2.3	2.4	2.5	2.5	2.6
21. ENLISTED MEN '55	2.29	.13	5.68%	792	2.0	2.0	2.1	2.2	2.2	2.3	2.4	2.5	2.5
23. BASIC TRAINEES	2.24	.13	5.80%	2527	2.0	2.0	2.1	2.2	2.2	2.3	2.4	2.5	2.5
32. NAVY DIVERS '72--	2.14	.14	6.54%	100		1.9	2.0	2.0	2.1	2.2	2.3	2.4	
48. NATO SURVEY-60/61	2.30	.12	5.22%	3325	2.0	2.1	2.2	2.2	2.3	2.4	2.5	2.5	2.6
49. TURKISH MIL. '60	2.30	.12	5.22%	912	2.0	2.1	2.2	2.2	2.3	2.4	2.5	2.5	2.6
50. GREEK MILIT '61	2.31	.11	4.76%	1071	2.1	2.1	2.2	2.2	2.3	2.4	2.5	2.5	2.6
51. ITALIAN MIL. '61	2.29	.12	5.24%	1342	2.0	2.1	2.1	2.2	2.3	2.4	2.5	2.5	2.6
59. GERMAN AVIATORS	2.29	.12	5.24%	1006	2.0	2.1	2.1	2.2	2.3	2.4	2.4	2.5	2.6
967. WRIST CIRCUMFERENCE.....													
1. STEWARDSES 1971	5.39	.27	5.01%	422		5.0	5.1	5.2	5.4	5.5	5.8	5.9	
2. US WOMEN-O/A 1940	6.11	.38	6.32%	***	(5.4)	(5.8)	(6.3)	(6.6)	
5. WAC SEPARATEE 1946	5.79	.32	5.53%	7553	5.1	5.3	5.4	5.6	5.8	6.0	6.2	6.4	6.7
6. WAF BASIC TR 1952	6.08	.41	6.74%	848	5.4	5.5	5.6	5.8	6.0	6.3	6.6	6.9	7.3
7. AIR FORCE WMN '60	5.89	.28	4.75%	1905	5.3	5.4	5.5	5.7	5.9	6.1	6.3	6.4	6.6
8. WAF-NURSE OFCS	5.90	.29	4.92%	548	5.3	5.4	5.5	5.7	5.9	6.1	6.3	6.4	6.6
9. ENLISTED WAFS/W	5.89	.27	4.58%	1216	5.3	5.5	5.6	5.7	5.9	6.1	6.4	6.5	
10. ENLISTED WAFS/B	5.92	.31	5.24%	131		6.1	6.3	6.5	6.8	7.0	7.4	7.6	
13. AIR TRAFFIC CNTRL	6.93	.45	6.49%	680	(6.1)	(6.5)	(7.0)	(7.4)	
14. ARMY SEPARATEE '46	6.75	.40	5.93%	***	5.1	6.3	6.4	6.6	6.9	7.2	7.4	7.6	7.9
17. USAF BASIC TR '52	6.87	.36	5.26%	4000	6.1	6.3	6.4	6.6	6.8	7.1	7.3	7.5	7.8
18. USAF FLY PRSNL '50	6.84	.33	4.88%	3859	6.0	6.2	6.3	6.5	6.8	7.0	7.2	7.3	7.6
19. USAF SURVEY 1965	6.76	.33	4.87%	549	6.1	6.3	6.4	6.6	6.8	7.0	7.2	7.3	7.5
20. OFFICERS---1965	6.79	.31	4.57%	792	6.0	6.2	6.3	6.5	6.8	7.0	7.2	7.4	7.6
21. ENLISTED MEN '55	6.77	.35	5.17%	2527	6.0	6.2	6.3	6.5	6.8	7.0	7.2	7.4	7.6
23. BASIC TRAINEES	6.75	.33	4.89%	2527	6.0	6.2	6.3	6.5	6.7	7.0	7.2	7.3	7.6
24. NAVY FLYERS '64	6.71	.32	4.77%	1529	6.0	6.2	6.3	6.5	6.7	6.9	7.1	7.3	7.5

METRIC VALUES	MEAN	STD DEV	COEF OF V	-V-	1ST	5TH	10TH	25TH	50TH	75TH	90TH	95TH	99TH
967. WRIST CIRCUMFERENCE-CONTINUED													
25. USAF FLY PRSNL '67	17.59	.92	5.23%	2420	15.7	16.2	16.5	16.9	17.5	18.2	18.8	19.2	20.0
26. STUDENT PLT '67	17.42	.89	5.11%	505	15.8	16.1	16.3	16.8	17.3	18.0	18.6	19.0	20.0
27. RATED PILOTS '67	17.69	.92	5.26%	1187	15.7	16.3	16.5	17.0	17.6	18.3	18.9	19.3	20.1
28. SOT NAVIGAT '67	17.47	.93	5.32%	188	15.0	16.0	16.3	16.8	17.4	18.1	18.7	19.1	
29. RTO NAVIGAT '67	17.57	.92	5.24%	505	15.7	16.2	16.5	16.9	17.5	18.2	18.8	19.3	20.0
30. ARMY SOLDIERS '66	17.06	.88	5.16%	6082	15.1	15.7	16.0	16.5	17.0	17.6	18.2	18.6	19.3
31. NAVY ENLISTED '66	16.96	.87	5.13%	4095	15.1	15.6	15.9	16.4	16.9	17.5	18.1	18.4	19.2
32. NAVY DIVERS '72	17.32	.94	5.43%	100	15.8	16.1	16.7	17.3	18.0	18.5	18.9		
33. MARINE ENLIST '66	17.11	.81	4.76%	2008	15.3	15.7	16.0	16.4	17.0	17.5	18.1	18.4	19.0
36. ARMY AVIATORS '70	16.86	1.03	6.11%	1482	14.6	15.3	15.6	16.2	16.8	17.5	18.2	18.7	19.7
44. SWEDISH CIV. WOMEN	16.26	.90	5.54%	215	(14.8)	(15.7)	(16.9)	(17.7)	(18.1)	(18.5)	(18.9)	(19.3)	(19.7)
48. NATO SURVEY-60/61	17.17	.86	5.04%	3325	15.1	15.8	16.0	16.5	17.0	17.6	18.2	18.6	19.1
49. TURKISH MIL. '60	16.93	.84	4.96%	912	15.0	15.6	15.9	16.4	16.9	17.5	18.1	18.4	18.9
50. GREEK MILIT '61	16.80	.74	4.40%	1071	15.1	15.6	15.9	16.3	16.8	17.2	17.7	18.0	18.6
51. ITALIAN MIL. '61	17.39	.86	4.95%	1342	15.5	16.0	16.3	16.8	17.4	18.0	18.5	18.9	19.5
53. FRENCH ARMY	16.82	.82	4.88%	734	15.6	15.8	16.3	16.8	17.4	17.9	18.2		
54. FRENCH PILOTS	16.87	.82	4.86%	65	15.8	16.0	16.3	16.8	17.3	17.8	18.3	18.5	
55. FRENCH STUD PILOT	16.43	.73	4.44%	101	15.3	15.4	16.0	16.3	16.8	17.0	17.4	17.8	
56. FRENCH NAVY -I	16.61	.81	4.88%	212	15.4	15.7	16.1	16.6	17.0	17.6	18.1		
57. FRENCH NAVY -II	17.02	.92	5.41%	100	15.5	15.8	16.5	17.0	17.6	18.2	18.8		
59. GERMAN AVIATORS	17.84	.92	5.16%	1006	15.7	16.4	16.7	17.2	17.8	18.4	19.1	19.4	20.0
60. GERMAN 20 YR OLDS	17.10	1.00	5.85%	7144	15.5	15.9	16.4	16.9	17.1	17.7	18.4	18.8	
61. GERMANS/25-40 YRS	17.40	.80	4.60%	2643	16.1	16.4	16.9	17.3	17.8	18.3	18.7		
66. ROYAL AIR FORCE	17.39	.95	5.46%	1999	15.4	15.9	16.2	16.7	17.4	18.0	18.7	19.1	19.8
67. RAF AIRCREW	17.61	.93	5.26%	200	15.2	16.4	16.8	17.4	18.0	18.7	19.1		
68. RCAF PILOTS	16.84	.76	4.51%	314	15.7	15.7	16.2	16.7	17.5	18.0			
69. RCAF NAVIGATORS	16.73	.81	4.84%	230	15.4	15.7	16.2	16.7	17.2	17.7	18.0		
70. NEW ZEALAND AIRF.	17.56	.82	4.67%	238	(16.2)	(17.0)	(18.1)	(18.9)	(19.4)	(19.9)	(20.4)	(20.9)	(21.4)
75. LATIN AMERICANS	16.30	.90	5.52%	1985	14.9	15.1	15.6	16.2	16.9	17.4	17.9	18.4	19.0
78. SOUTH AFRICANS	17.37	1.12	6.45%	1430	15.7	16.1	16.5	17.0	17.5	18.0	18.5	19.0	19.5
80. JAPANESE AIRFORCE	16.58	.73	4.40%	1176	15.5	15.7	16.1	16.6	17.1	17.6	18.1	18.6	19.1
81. JAPAN AF PILOTS	16.69	.69	4.13%	210	15.7	15.9	16.2	16.6	17.1	17.6	18.1	18.6	19.1
82. JAPAN AF NAVIG	16.63	.73	4.39%	538	15.5	15.7	16.1	16.6	17.1	17.6	18.1	18.6	19.1
83. JAPANESE PILOTS	16.55	.77	4.65%	237	15.4	15.6	16.1	16.6	17.1	17.6	18.1	18.6	19.1
84. THAI MILITARY	15.70	.90	5.73%	2950	14.3	14.6	15.1	15.6	16.2	16.7	17.0		
85. VIETNAM MILITARY	14.90	.89	5.97%	2128	12.9	13.5	13.8	14.3	14.8	15.5	16.1	16.5	17.1
86. R.O.K.A.F. PILOTS	16.68	.77	4.62%	264	15.6	15.8	16.2	16.6	17.2	17.7	18.0		
87. KOREAN FORCES '65	16.40	.90	5.49%	3747	15.0	15.4	15.9	16.4	16.9	17.4	17.9	18.4	18.9
90. IRANIAN MILITARY	16.67	.93	5.58%	9414	15.2	15.6	16.1	16.7	17.3	17.8	18.3	18.8	19.3

ENGLISH VALUES	MEAN	STD DEV	COEF OF V	-V-	1ST	5TH	10TH	25TH	50TH	75TH	90TH	95TH	99TH
967. WRIST CIRCUMFERENCE-CONTINUED													
25. USAF FLY PRSNL '67	6.92	.36	5.20%	2420	6.2	6.4	6.5	6.7	6.9	7.2	7.4	7.6	7.9
26. STUDENT PLY '67	6.86	.35	5.10%	505	6.2	6.3	6.4	6.6	6.8	7.1	7.3	7.5	7.9
27. RATED PILOTS '67	6.96	.36	5.17%	1187	5.2	6.4	6.5	6.7	6.9	7.2	7.4	7.6	7.9
28. SDT NAVIGAT '67	6.88	.37	5.38%	188		5.3	6.4	6.6	6.9	7.1	7.4	7.5	
29. RTD NAVIGAT '67	6.92	.36	5.20%	505	6.2	6.4	6.5	6.7	6.9	7.2	7.4	7.6	7.9
30. ARMY SOLDIERS '66	6.72	.34	5.06%	6682	5.9	6.2	6.3	6.5	6.7	6.9	7.2	7.3	7.6
31. NAVY ENLISTED '66	6.68	.34	5.09%	4095	5.9	6.1	6.2	6.4	6.7	6.9	7.1	7.3	7.6
32. NAVY DIVERS '72	6.82	.37	5.43%	100		6.2	6.3	6.6	6.8	7.1	7.3	7.4	
33. MARINE ENLIST '66	6.70	.32	4.76%	2008	6.0	6.2	6.3	6.5	6.7	6.9	7.1	7.2	7.5
34. ARMY AVIATORS '70	6.64	.41	6.17%	1482		5.0	6.1	6.4	6.6	6.9	7.2	7.4	
35. SWEDISH CIV-WOMEN	6.40	.36	5.63%	215	6.0	6.2	6.3	6.5	6.7	6.9	7.2	7.3	7.5
44. NATO SURVEY-60/61	6.72	.34	5.06%	3325	5.9	6.2	6.3	6.4	6.7	6.9	7.1	7.2	7.5
49. TURKISH MIL '60	6.67	.33	4.95%	912	5.9	6.2	6.3	6.4	6.6	6.8	7.0	7.1	7.3
50. GREEK MILIT '61	6.61	.29	4.39%	1071	5.1	6.3	6.4	6.5	6.8	7.1	7.3	7.4	7.7
51. ITALIAN MIL '61	6.65	.34	4.96%	1342		6.1	6.2	6.4	6.6	6.9	7.0	7.2	
53. FRENCH ARMY	6.62	.32	4.83%	734		6.1	6.2	6.4	6.6	6.9	7.0	7.2	
54. FRENCH PILOTS	6.64	.32	4.82%	65		6.2	6.3	6.4	6.6	6.8	7.2	7.3	
55. FRENCH STUD PILOT	6.47	.29	4.48%	101		6.0	6.1	6.3	6.4	6.7	6.9	7.0	
56. FRENCH NAVY -I	6.54	.32	4.89%	212		6.1	6.2	6.3	6.5	6.7	6.9	7.1	
57. FRENCH NAVY -II	6.70	.36	5.37%	100		6.1	6.2	6.5	6.7	6.9	7.2	7.4	7.9
59. GERMAN AVIATORS	7.12	.36	5.13%	1006	6.2	6.5	6.6	6.8	7.0	7.3	7.5	7.6	
60. GERMAN 20 YR OLDS	6.73	.39	5.79%	7144		6.1	6.3	6.5	6.7	7.0	7.2	7.4	
61. GERMANS/25-40 YRS	6.85	.31	4.53%	2643		6.3	6.5	6.7	6.8	7.0	7.2	7.4	
66. ROYAL AIR FORCE	6.65	.37	5.40%	1999	6.1	6.3	6.4	6.6	6.8	7.1	7.3	7.5	7.8
67. RAF AIRCREW	6.93	.37	5.34%	200		6.4	6.4	6.6	6.9	7.1	7.4	7.5	
68. RCAF PILOTS	6.63	.30	4.52%	314		6.2	6.2	6.4	6.6	6.9	7.0	7.1	
69. RCAF NAVIGATORS	6.59	.32	4.86%	230		6.1	6.2	6.4	6.6	6.8	7.0	7.1	
70. NEW ZEALAND AIRF.	6.91	.32	4.63%	238		6.4	6.4	6.7	6.8	7.1	7.4	7.4	
75. LATIN AMERICANS	6.40	.40	6.25%	1985		5.9	5.9	6.1	6.4	6.7	6.9	7.0	
78. SOUTH AFRICANS	6.84	.44	6.43%	1449		6.2	6.2	6.3	6.8	6.7	6.9	7.0	
80. JAPANESE AIRFORCE	6.53	.29	4.44%	1175		6.1	6.2	6.3	6.5	6.7	6.9	7.0	
81. JAPAN AF PILOTS	6.57	.27	4.11%	210		6.2	6.3	6.4	6.5	6.7	6.9	7.0	
82. JAPAN AF NAVIG	6.55	.29	4.43%	538		6.1	6.2	6.3	6.5	6.7	6.9	7.0	
83. JAPANESE PILOTS	6.52	.30	4.61%	237		6.1	6.1	6.3	6.5	6.7	6.9	7.0	
84. THAI MILITARY	6.18	.35	5.66%	2950		5.6	5.7	5.9	6.1	6.4	6.6	6.7	6.7
85. VIETNAM MILITARY	5.67	.35	5.96%	2128	5.1	5.3	5.4	5.6	5.8	6.1	6.3	6.5	
86. R.O.K.A.F. PILOTS	6.63	.30	4.52%	254		6.1	6.2	6.4	6.5	6.8	6.9	7.1	
87. KOREAN FORCES -65	6.46	.35	5.42%	3747		5.9	6.1	6.3	6.5	6.7	6.9	7.0	
90. IRANIAN MILITARY	6.56	.36	5.49%	9414		6.0	6.1	6.3	6.6	6.8	7.0	7.2	

METRIC VALUES	MEAN	STD DEV	COEF OF V	-V-	1ST	5TH	10TH	25TH	50TH	PERCENTILES	75TH	90TH	95TH	99TH
973. WRIST HEIGHT.....														
13. AIR TRAFFIC CNTRL	81.16	3.37	4.15%	422		75.7	76.9	78.9	81.2	83.5	85.7	87.0		
18. USAF FLY PRSNL '50	88.70	4.24	4.78%	678		81.8	83.3	85.7	88.6	91.0	93.7	95.2		
19. USAF SURVEY 1955	85.14	3.88	4.55%	4000	76.5	78.8	80.2	82.6	85.2	87.8	90.1	91.6		94.4
20. OFFICERS---1965	86.88	4.11	4.83%	3859	75.5	78.5	80.0	82.3	85.0	87.8	90.5	92.1		95.0
21. ENLISTED MEN '65	85.15	3.96	4.56%	549	78.4	80.2	81.6	84.1	87.0	89.6	91.9	93.3		96.2
23. BASIC TRAINEE '65	84.77	4.19	4.92%	732	74.8	78.2	79.9	82.5	85.1	87.7	90.3	92.2		96.7
25. USAF FLY PRSNL '67	86.58	4.02	4.74%	2527	75.3	78.4	79.7	82.0	84.6	87.4	90.1	91.7		94.2
26. STUDENT PLY '67	86.58	3.94	4.55%	2420	77.6	80.2	81.6	83.9	86.5	89.2	91.8	93.3		96.0
27. RATED PILOTS '67	86.65	3.77	4.35%	505	78.3	80.5	81.7	83.9	86.5	89.2	91.6	93.0		95.3
28. SDT NAVIGAT '67	86.78	4.14	4.77%	188	77.8	80.5	81.8	84.0	86.5	89.2	91.8	93.4		96.0
29. RIO-NAVIGAT '62	86.42	4.13	4.78%	505	77.4	79.7	81.1	83.5	86.4	89.3	91.8	93.7		96.2
47. SWEDISH-IND-MRZE	80.30	6.00	7.47%	77	(70.4)	(70.4)	(76.3)	(84.3)	(90.2)	(90.2)	(90.2)	(90.2)		
48. NATO SURVEY-60/61	81.15	3.71	4.57%	325	73.0	75.2	76.4	78.6	81.1	83.6	86.0	87.4		90.0
49. TURKISH MIL '60	81.14	3.64	4.49%	912	73.3	75.3	76.5	78.6	81.1	83.5	85.8	87.3		90.3
50. GREEK MILIT '61	80.74	3.72	4.61%	1071	71.9	74.8	76.1	78.2	80.6	83.3	85.7	87.1		89.3
51. ITALIAN MIL '61	81.47	3.71	4.55%	1342	73.4	75.4	76.6	78.9	81.4	84.0	86.3	87.6		90.3
59. GERMAN AVIATORS	87.16	4.03	4.62%	1006	77.4	80.6	82.1	84.5	87.1	89.8	92.4	94.0		97.2
67. RAF AIRCREW	88.65	3.88	4.38%	200	82.0	83.6	85.9	88.7	91.4	94.4	97.1	99.1		
86. R.O.K.A.F. PILOTS	83.17	3.23	3.88%	264	77.4	78.9	81.0	83.3	85.3	87.3	89.3	91.3		93.3
88. SWEDISH IND MKR/M	85.00	4.20	4.94%	87	(78.1)	(78.1)	(82.2)	(87.8)	(91.9)	(91.9)	(91.9)	(91.9)		

ENGLISH VALUES	MEAN	STD DEV	COEF OF V	-N-	1ST	5TH	10TH	25TH	50TH	75TH	90TH	95TH	99TH
973. WRIST HEIGHT.....													
1. SIEMENS-1971	31.95	1.33	4.16%	422		29.8	30.3	31.1	32.0	32.9	33.7	34.3	
13. AIR TRAFFIC CNTRL	34.92	1.67	4.78%	678		32.2	32.8	33.7	34.9	35.8	36.9	37.5	
18. USAF FLY PRSNL '50	33.54	1.53	4.56%	4000	30.1	31.0	31.6	32.5	33.6	34.6	35.5	35.0	37.2
19. USAF SURVEY 1965	33.52	1.62	4.83%	3859	29.7	30.9	31.5	32.4	33.5	34.6	35.6	35.3	37.4
20. OFFICERS---1965	34.20	1.56	4.56%	549	30.9	31.6	32.1	33.1	34.2	35.3	36.2	35.7	37.9
21. ENLISTED MEN '55	33.52	1.65	4.92%	732	29.4	30.8	31.5	32.5	33.5	34.5	35.6	35.3	38.1
23. BASIC TRAINEE '65	33.37	1.58	4.73%	2527	29.6	30.9	31.4	32.3	33.3	34.4	35.5	35.1	37.1
25. USAF FLY PRSNL '67	34.09	1.55	4.55%	2420	30.0	31.6	32.1	33.0	34.1	35.1	36.1	35.7	37.8
26. STUDENT PLT '67	34.09	1.48	4.34%	505	30.8	31.7	32.2	33.0	34.1	35.1	36.1	35.6	37.5
27. RATED PILOTS '67	34.11	1.54	4.51%	1187	30.6	31.7	32.2	33.1	34.1	35.1	36.2	35.8	37.8
28. SOT NAVIGAT '67	34.17	1.63	4.77%	188		31.5	32.1	33.1	34.2	35.3	36.3	36.9	
29. BIU-NAVIGAT '67	34.13	1.62	4.76%	505	30.5	31.4	31.9	32.9	34.0	35.1	36.2	35.8	37.9
47. SWEDISH-IND-HK37E	31.61	2.36	7.47%	77	(27.7)		(30.0)		(33.2)		(35.5)		
48. NATO SURVEY-60/61	31.95	1.46	4.57%	3325	28.7	29.6	30.1	30.9	31.9	32.9	33.9	34.4	35.4
49. TURKISH MIL. '60	31.94	1.43	4.48%	912	28.9	29.6	30.1	31.0	31.9	32.9	33.8	34.4	35.6
50. GREEK MILIT '61	31.79	1.46	4.59%	1071	28.3	29.5	30.0	30.8	31.7	32.8	33.8	34.3	35.1
51. ITALIAN MIL. '61	32.07	1.46	4.55%	1342		29.7	30.2	31.1	32.1	33.1	34.0	34.5	
59. GERMAN AVIATORS	34.31	1.59	4.63%	1006	30.5	31.7	32.3	33.3	34.3	35.4	36.4	37.0	38.3
67. RAF AIRCREW	34.90	1.53	4.38%	200		32.3	32.9	33.8	34.9	36.0	36.8	37.5	
86. R.O.K.A.F. PILOTS	32.75	1.27	3.88%	264		30.5	31.1	31.9	32.8	33.6	34.4	34.9	
88. SWEDISH IND WKR/M	33.46	1.65	4.93%	87	(30.7)		(32.3)		(34.6)		(36.2)		

METRIC CONVERSION FACTORS

Approximate conversions to metric measures

Symbol	When you know	Multiply by	To find	Symbol
LENGTH				
in.	inches	2.5	centimeters	cm
ft	feet	30	centimeters	cm
yd	yards	0.9	meters	m
mi	miles	1.6	kilometers	km

AREA

in ²	square inches	6.5	square centimeters	cm ²
ft ²	square feet	0.09	square meters	m ²
yd ²	square yards	0.8	square meters	m ²
mi ²	square miles	2.6	square kilometers	km ²
	acres	0.4	hectares	ha

MASS (WEIGHT)

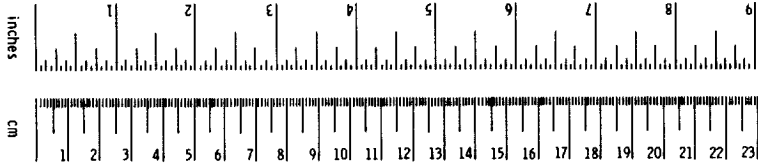
oz	ounces	28	grams	g
lb	pounds	0.45	kilograms	kg
	short tons (2000 lb)	0.9	tonnes	t

VOLUME

tsp	teaspoons	5	milliliters	ml
tblsp	tablespoons	15	milliliters	ml
fl oz	fluid ounces	30	milliliters	ml
c	cups	0.24	liters	l
pt	pints	0.47	liters	l
qt	quarts	0.95	liters	l
gal	gallons	3.8	liters	l
ft ³	cubic feet	0.03	cubic meters	m ³
yd ³	cubic yards	0.76	cubic meters	m ³

TEMPERATURE (EXACT)

°F	Fahrenheit temperature	5/9 (after subtracting 32)	Celsius temperature	°C
----	------------------------	----------------------------	---------------------	----



Approximate conversions from metric measures

Symbol	When you know	Multiply by	To find	Symbol
LENGTH				
mm	millimeters	0.04	inches	in.
cm	centimeters	0.4	inches	in.
m	meters	3.3	feet	ft
m	meters	1.1	yards	yd
km	kilometers	0.6	miles	mi

AREA

cm ²	square centimeters	0.16	square inches	in ²
m ²	square meters	1.2	square yards	yd ²
km ²	square kilometers	0.4	square miles	mi ²
ha	hectares (10,000 m ²)	2.5	acres	

MASS (WEIGHT)


g	grams	0.096	ounces	oz
kg	kilograms	2.2	pounds	lb
t	tonnes (1000 kg)	1.1	short tons	

VOLUME

ml	milliliters	0.03	fluid ounces	fl oz
l	liters	2.1	pints	pt
l	liters	1.06	quarts	qt
l	liters	0.26	gallons	gal
m ³	cubic meters	35	cubic feet	ft ³
m ³	cubic meters	1.3	cubic yards	yd ³

TEMPERATURE (EXACT)

°C	Celsius temperature	9/5 (then add 32)	Fahrenheit temperature	°F
----	---------------------	-------------------	------------------------	----



1. Report No. NASA RP-1024		2. Government Accession No.		3. Recipient's Catalog No.	
4. Title and Subtitle Anthropometric Source Book Volume I: Anthropometry for Designers Volume II: A Handbook of Anthropometric Data Volume III: Annotated Bibliography of Anthropometry				5. Report Date July 1978	
				6. Performing Organization Code	
				8. Performing Organization Report No. S-479	
7. Author(s) Compiled and Edited by Staff of Anthropology Research Project				10. Work Unit No. 199-53-00-00-72	
9. Performing Organization Name and Address Webb Associates Yellow Springs, Ohio 45387				11. Contract or Grant No.	
				13. Type of Report and Period Covered Reference Publication	
12. Sponsoring Agency Name and Address National Aeronautics and Space Administration Lyndon B. Johnson Space Center Houston, Texas 77058				14. Sponsoring Agency Code	
15. Supplementary Notes As an aid to the reader, where necessary the original units of measure have been converted to the equivalent value in the Système International d'Unités (SI). The SI units are written first, and original units are written parenthetically thereafter. The physiological pressure unit used, mm Hg, has not been supplemented with an SI equivalent because of its universal usage in the biomedical field.					
16. Abstract This three-volume publication brings together a large mass of anthropometric data which define the physical size, mass distribution properties, and dynamic capabilities of U.S. and selected foreign adult populations. Aimed specifically to meet the needs of design engineers engaged in the design and execution of clothing, equipment, and workspaces for the NASA Space Shuttle Program, the book is also designed to be of use to human engineers in a wide variety of fields. It is not only a comprehensive source of specific anthropometric information but also a guide to the effective applications of such data. Subjects covered in Volume I include physical changes in the zero-g environment, variability in body size, mass distribution properties of the human body, arm and leg reach, joint motion, strength, sizing and design of clothing and workspaces, and statistical guidelines. Material presented includes such unpublished anthropometric data measured under one-g and zero-g conditions. Also included are 1985 body size projections and actual cutouts of quarter-scale two-dimensional manikins for use by designers. Volume II contains data resulting from surveys of 61 military and civilian populations of both sexes from the U.S., Europe, and Asia. Some 295 measured variables are defined and illustrated. Volume III is an annotated bibliography covering a broad spectrum of topics relevant to applied physical anthropology with emphasis on anthropometry and its applications in sizing and design.					
17. Key Words (Suggested by Author(s)) Height Biomechanics Space Flight Feeding Posture Anthropometry Statistical Analysis Surveys Weightlessness Gravitational Effects Exercise Body Measurement Dimensional Measurement Body Size Body Composition Equipment Specifications Variations Spacecraft Design Human Factors Engineering Body Weight Muscular Strength				18. Distribution Statement STAR Subject Category: 54 (Man/System Technology and Life Support)	
19. Security Classif. (of this report) Unclassified		20. Security Classif. (of this page) Unclassified		21. No. of Pages V. II - 424	
				22. Price* \$14.00	

