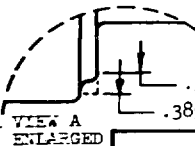
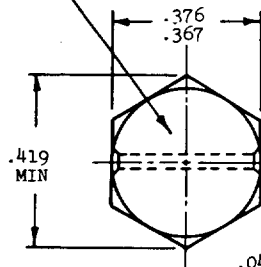
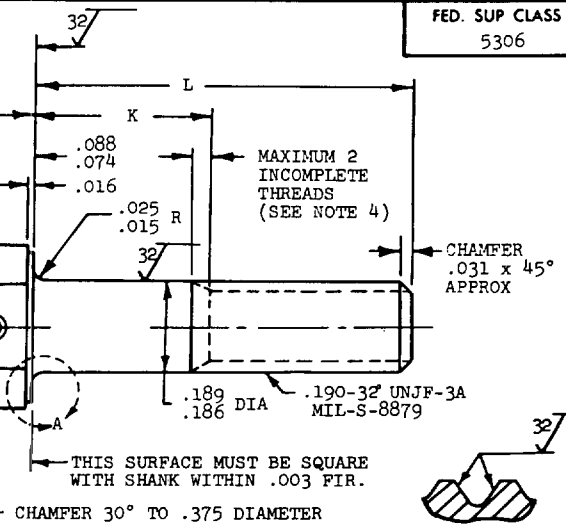


**MS9794**

MARK PART NUMBER AND  
MANUFACTURERS IDENTIFICATION  
PER AS 478 CLASS A



.042-.052 DIA  
CSK 90° TO .070  
DIA BOTH ENDS



THIS SURFACE MUST BE SQUARE  
WITH SHANK WITHIN .003 FIR.

CHAMFER 30° TO .375 DIAMETER

SECTION THRU  
THREAD PROFILE

PART NUMBER	L	K	APPROX WEIGHT LB/100	PART NUMBER	L	K	APPROX WEIGHT LB/100
MS9794-11	.812	.122-.182	1.09	MS9794-31	2.125	1.435-1.495	2.12
MS9794-12	.875	.185-.245	1.14	MS9794-32	2.250	1.560-1.620	2.21
MS9794-13	.938	.248-.308	1.19	MS9794-33	2.375	1.685-1.745	2.31
MS9794-14	1.000	.310-.370	1.24	MS9794-34	2.500	1.810-1.870	2.41
MS9794-15	1.062	.372-.432	1.29	MS9794-35	2.625	1.935-1.995	2.50
MS9794-16	1.125	.435-.495	1.34	MS9794-36	2.750	2.060-2.120	2.60
MS9794-17	1.188	.498-.558	1.39	MS9794-37	2.875	2.185-2.245	2.70
MS9794-18	1.250	.560-.620	1.43	MS9794-38	3.000	2.310-2.370	2.80
MS9794-19	1.312	.622-.682	1.48	MS9794-39	3.125	2.435-2.495	2.89
MS9794-20	1.375	.685-.745	1.53	MS9794-40	3.250	2.560-2.620	2.99
MS9794-21	1.438	.748-.808	1.58	MS9794-41	3.375	2.685-2.745	3.09
MS9794-22	1.500	.810-.870	1.63	MS9794-42	3.500	2.810-2.870	3.18
MS9794-23	1.562	.872-.932	1.68	MS9794-43	3.625	2.935-2.995	3.28
MS9794-24	1.625	.935-.995	1.73	MS9794-44	3.750	3.060-3.120	3.38
MS9794-25	1.688	.998-1.058	1.77	MS9794-45	3.875	3.185-3.245	3.48
MS9794-26	1.750	1.060-1.120	1.82				
MS9794-27	1.812	1.122-1.182	1.87				
MS9794-28	1.875	1.185-1.245	1.92				
MS9794-29	1.938	1.248-1.308	1.97				
MS9794-30	2.000	1.310-1.370	2.02				

- SHANK SHALL BE STRAIGHT WITHIN .003 TOTAL PER INCH OF BOLT LENGTH.
- THE CONCENTRICITY OF THREAD PD IN RELATION TO THE SHANK SHALL BE WITHIN .006 FIR.
- THE CONCENTRICITY OF THE SHANK IN RELATION TO THE WASHER FACE DIAMETER AND HEXAGON SHALL BE WITHIN .011 FIR.
- INCOMPLETE THREADS NOT TO ENTER FILLET.
- MATERIAL: CORROSION RESISTANT STEEL AMS 5643.
- HARDNESS: ROCKWELL C32-38.
- MANUFACTURING SPECIFICATION: AMS 7474.
- FLUORESCENT PENETRANT INSPECTION PER AMS 2645.
- SURFACE TEXTURE: USAS B46.1-1962. UNLESS OTHERWISE SPECIFIED, SURFACES TO BE 125 MICROINCHES EXCEPT UPSET HEAD.
- BREAK SHARP EDGES .003-.015 UNLESS OTHERWISE SPECIFIED.
- DIMENSIONS IN INCHES. UNLESS OTHERWISE SPECIFIED, TOLERANCES: LINEAR DIMENSIONS  $\pm .010$ , ANGULAR DIMENSIONS  $\pm 5^\circ$ .
- DO NOT USE UNASSIGNED PART NUMBERS.

② REINSTATED 31 OCT 84

AS & AMS ARE SOCIETY OF AUTOMOTIVE ENGINEERS, INC. PUBLICATIONS.  
THIS STANDARD WAS DEVELOPED COOPERATIVELY WITH THE MILITARY SERVICES BY THE SAE AEROSPACE PART STANDARDS DIV.

P.A. AS	INTERNATIONAL INTEREST	TITLE	MILITARY STANDARD
Other Cust ② AV 99	②	BOLT, MACHINE - HEXAGON HEAD, DRILLED, 1 HOLE, FULL SHANK, AMS 5643, .190-32 UNJF-3A	<b>MS9794</b>
PROCUREMENT SPECIFICATION NONE	SUPERSEDES:	PAGE 1 OF 1	

Review activities:  
AIR FORCE - 82  
DLA - IS

This military standard is approved for use by all Departments and Agencies of the Department of Defense. Selection for all new engineering and design applications and for repetitive use shall be made from this document when applicable.

DD FORM 672-1 (Coordinated)

PREVIOUS EDITIONS OF THIS FORM ARE OBSOLETE

5306-0877

APPROVED 11 MAR 70 REVISED ② 21 DEC 83 ② 31 OCT 84