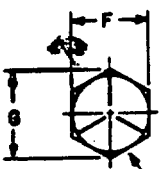
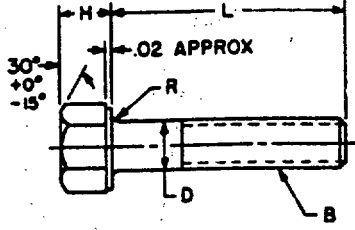
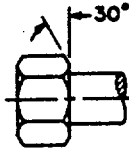


REVISION: AV, IS, AT, MI, MU, NSA, OS, 85
(SER: ME, GL, MC, YD, AS)

This military standard is mandatory for use by all Departments and Agencies of the Department of Defense. Selection for all new engineering and design applications and for repetitive use shall be made from this document.

FED. SUP CLASS 5305								
   <p>OPTIONAL DESIGN</p>								
TABLE I								
NOMINAL SIZE	1/4 5/16 3/8 7/16 1/2 9/16 5/8							
B THREAD UNF-2A	28 24 24 20 20 18 18							
D BODY DIAMETER	MAX MIN .2500 .3125 .3750 .4375 .5000 .5625 .6250 .2450 .3065 .3690 .4305 .4930 .5545 .6170							
F WIDTH ACROSS FLATS	MAX MIN .4375 .5000 .5625 .6250 .7500 .8125 .9375 .4280 .4890 .5510 .6120 .7360 .7980 .9220							
C WIDTH ACROSS CORNERS	MAX MIN .505 .577 .650 .722 .866 .938 1.083 .488 .557 .628 .698 .840 .910 1.051							
H HEAD HEIGHT	MAX MIN .163 .211 .243 .291 .323 .371 .403 .150 .195 .226 .272 .302 .348 .378							
R RADIUS	MAX MIN .025 .025 .025 .025 .025 .045 .045 .015 .015 .015 .015 .015 .020 .020							
* MIN TENSILE STRENGTH - LBS	4,350 6,950 10,500 14,200 19,200 24,400 30,700							
L LENGTH	TOLERANCE DASH NO. DASH NO. DASH NO. DASH NO. DASH NO. DASH NO. DASH NO. DASH NO.							
.375	+0 -.031	1	27	53				
.438		2	28	54	79			
.500		3	29	55	80	104		
.562		4	30	56	81	105	130	
.625		5	31	57	82	106	131	155
.750		6	32	58	83	107	132	156
.875		7	33	59	84	108	133	157
1.000		8	34	60	85	109	134	158
1.125	+0 -.062	9	35	61	86	110	135	159
1.250		10	36	62	87	111	136	160
1.375		11	37	63	88	112	137	161
1.500		12	38	64	89	113	138	162
1.750		13	39	65	90	114	139	163
2.000		14	40	66	91	115	140	164
2.250	+0 -.094	15	41	67	92	116	141	165
2.500		16	42	68	93	117	142	166
2.750		17	43	69	94	118	143	167
3.000		18	44	70	95	119	144	168
3.250		19	45	71	96	120	145	169
3.500		20	46	72	97	121	146	170
3.750		21	47	73	98	122	147	171
4.000		22	48	74	99	123	148	172
4.250		23	49	75	100	124	149	173
4.500		24	50	76	101	125	150	174
4.750		25	51	77	102	126	151	175
5.000		26	52	78	103	127	152	176
5.500					128	153	177	
6.000					129	154	178	
NOTE: For notes and additional sizes see sheet 2.								
CROSS REFERENCE OF PART NUMBERS								
The screws covered by dash numbers given in MS35290, MS35292, MS35294, MS35296, MS35298 and MS35300 are cancelled after the dates indicated on the cancelled documents. Use dash numbers used in this standard. The cancelled screws cannot always replace the new screws and should be used until existing stocks are depleted. Use only the new screws for design and replacement. Dash numbers representing old and new screws are identical, making it unnecessary to prepare an interchangeability table.								
(B) For changes see sheet 2.								
P.A. WC Other Cont. SH 82	TITLE SCREW, CAP, HEXAGON HEAD (FINISHED HEXAGON BOLT), STEEL, GRADE 5, CADMIUM PLATED, UNF-2A					MILITARY STANDARD MS90726		
PROCUREMENT SPECIFICATION FF-S-85	SUPERSEDES: See note 11					SHEET 1 OF 2		

DD FORM 672-1 (Continued)

PREVIOUS EDITIONS OF THIS FORM ARE OBSOLETE.

APPROVED 30 APR 63 REVISED 14 OCT 68 1 MAY 1969

APPROVED 30 APR 63 REVISED (A) 14 OCT 68 (B) FOR CHANGES SEE SHEET 2.