

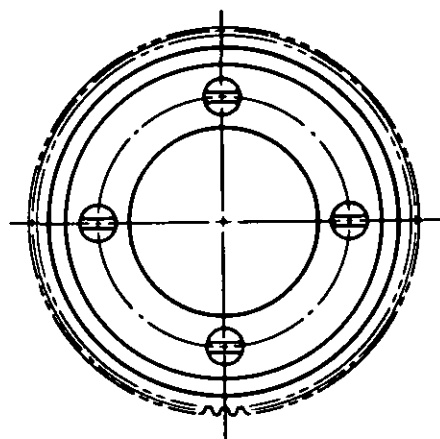
FED. SUP CLASS  
5990

NOTICE - REVIEW/REVISION INFORMATION IS CURRENT AS OF DATE OF THIS DOCUMENT. FOR FUTURE COORDINATION OF CHANGES TO THIS DOCUMENT, DRAFT CIRCULATION SHOULD BE BASED ON THE INFORMATION IN THE CURRENT DOWNS.

USER INTEREST:  
ARMY - AV  
NAVY - AS, CG, MC  
AF - 17

REVIEWER INTEREST:  
ARMY - MJ, EL, MI  
NAVY - AS, ES  
AF - 11, B5

This military standard is approved by the Department of Defense and is mandatory for use by all Departments & Agencies of the Department of Defense. Selection for all new engineering and design applications and for repetitive use shall be made from this document.



SEE TABLE I AND II

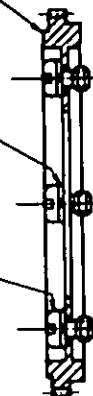
MS35337-78  
(4 REQD)MS90402-1  
(4 REQD)

TABLE I - ADAPTER							
DASH NO.	B DIA +.0005 -.0000	C DIA	D DIA	E DIA	F DIA +.0000 -.0005	G" OD +.000 -.003	H RADIUS
-1	.6250	.812	1.016	1.058	1.0937	1.250	.010
-2	.8750	1.100	1.325	1.433	1.5000	1.625	.020
-3	.9375	1.250	1.575	1.746	1.8000	1.938	.031

## NOTES:

1. MATERIAL: ADAPTER -1,-2 AND -3 ALUMINUM ALLOY, QQ-A-225/B, TEMPER T6.
2. FINISH: ADAPTER -1,-2 AND -3 ANODIZE, MIL-A-8625, TYPE II, CLASS II, DYED BLACK.
3. REMOVE ALL BURRS AND BREAK ALL SHARP EDGES.
4. DIMENSIONS IN INCHES. UNLESS OTHERWISE SPECIFIED, TOLERANCES: DECIMALS  $\pm .005$ . INTERPRET DIMENSIONING AND TOLERANCING IN ACCORDANCE WITH MIL-STD-8.
5. EACH CLAMPING DISC ASSEMBLY SHALL INCLUDE MS90402-1 (4 REQUIRED) AND MS35337-78 (4 REQUIRED).

FOR DESIGN FEATURE PURPOSES, THIS STANDARD TAKES PRECEDENCE OVER PROCUREMENT DOCUMENTS REFERENCED HEREIN. REFERENCED DOCUMENTS SHALL BE OF THE ISSUE IN EFFECT ON DATE OF INVITATIONS FOR BID.

P.A. NAVY - AS	TITLE  ADAPTER ASSEMBLY	MILITARY STANDARD	
Other Cust ARMY - MJ NAVY - AS AF-11		MS90401	
PROCUREMENT SPECIFICATION NONE	SUPERSEDES BUORD 677033, 677034, 677035, B54462, B54463, B54464	SHEET 1 OF 2	

DD FORM 1, 672-1 (COORDINATED)

PREVIOUS EDITIONS OF THIS FORM ARE OBSOLETE. W67

APPROVED 6 JUNE 1967 REVISED

NOTICE - REVIEW/USER INFORMATION IS CURRENT AS OF DATE OF THIS DOCUMENT. FOR FUTURE COORDINATION OF CHANGES TO THIS DOCUMENT, DRAFT CIRCULATION SHOULD BE BASED ON THE INFORMATION IN THE CURRENT EDITION.

USER INTEREST:  
ARMY - AV  
NAVY - AS, CG, MC  
AF - 17

REVIEWER INTEREST:  
AUSC-MI, EL, MI  
NAVY - AS, SE  
AF - 11, 15

This military standard is approved by the Department of Defense and is mandatory for use by all Departments & Agencies of the Department of Defense. Selection for all new engineering and design applications and for repetitive use shall be made from this document.

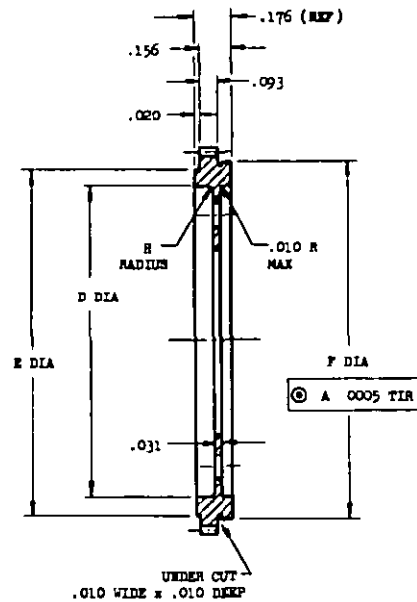
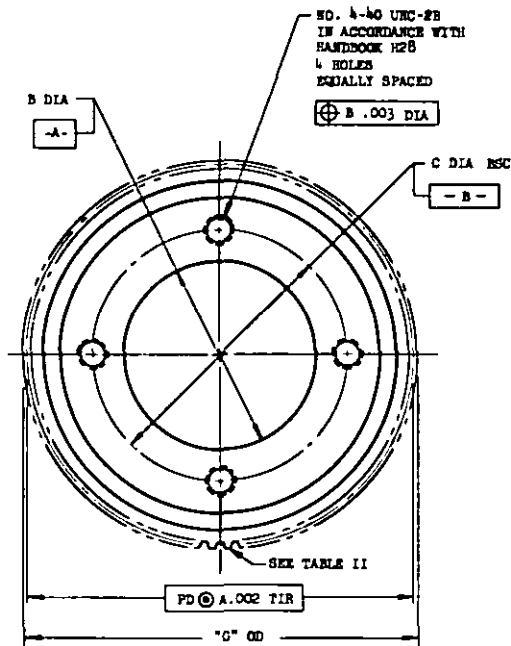


TABLE II - GEAR DATA

DATA	DASH NO.		
	-1	-2	-3
TOOTH FORM	FULL DEPTH TRUE INVOLUTE	FULL DEPTH TRUE INVOLUTE	FULL DEPTH TRUE INVOLUTE
PRESSURE ANGLE	20°	20°	20°
NO. OF TEETH	78	102	122
DIAMETRAL PITCH	64	64	64
PITCH DIAMETER (DATUM)	1.2187	1.5937	1.9062
ROOT DIAMETER (MAX)	1.175	1.550	1.862
BACKLASH	.0010 $\pm$ .0015 -.0000	.0010 $\pm$ .0015 -.0000	.0010 $\pm$ .0015 -.0000

P.A. NAVY - AS  
Other Cust  
ARMY - MU  
NAVY - AS  
AF - 11

TITLE

ADAPTER ASSEMBLY

MILITARY STANDARD

MS90401

PROCUREMENT SPECIFICATION  
NONE

SUPersedes:  
BUORD 677033, 677034, 677035, 854462, 854463, 854464

SHEET

2

APPROVED 6 JUNE 1967 REVISED