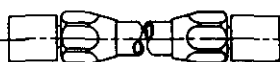


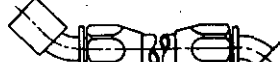

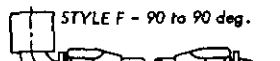


FED. SUP CLASS
4720

HOSE ASSEMBLY		MS87028	MS87029	MS87030	MS87031	MS87032	
CONFIGURATION		PART NUMBERS OF FITTINGS					
FTG NO. 1	FTG NO. 2	FTG NOS.	FLARE TO FLARE	FLARELESS TO FLARELESS	FLARE TO FLANGE	FLARELESS TO FLANGE	FLANGE TO FLANGE
STYLE A - straight to straight  MS87027 HOSE	1	MS87018	MS87021	MS87018	MS87021	MS87024	
	2	MS87018	MS87021	MS87024	MS87024	MS87024	
STYLE B - straight to 45 deg.  MS87027 HOSE STYLE G - straight to 45 deg.	1	MS87018	MS87021	MS87018	MS87021	MS87024	
	2	MS87019	MS87022	MS87025	MS87025	MS87025	
	1			MS87024	MS87024		
	2			MS87019	MS87022		
STYLE C - straight to 90 deg.  MS87027 HOSE STYLE H - straight to 90 deg.	1	MS87018	MS87021	MS87018	MS87021	MS87024	
	2	MS87020	MS87023	MS87026	MS87026	MS87026	
	1			MS87024	MS87024		
	2			MS87020	MS87023		
STYLE D - 45 to 45 deg.  MS87027 HOSE	1	MS87019	MS87022	MS87019	MS87022	MS87025	
	2	MS87019	MS87022	MS87025	MS87025	MS87025	
STYLE E - 45 to 90 deg.  MS87027 HOSE STYLE J - 45 to 90 deg.	1	MS87019	MS87022	MS87019	MS87022	MS87025	
	2	MS87020	MS87023	MS87026	MS87026	MS87026	
	1			MS87025	MS87025		
	2			MS87020	MS87023		
STYLE F - 90 to 90 deg.  MS87027 HOSE	1	MS87020	MS87023	MS87020	MS87023	MS87026	
	2	MS87020	MS87023	MS87026	MS87026	MS87026	

REVIEWER:
USER:

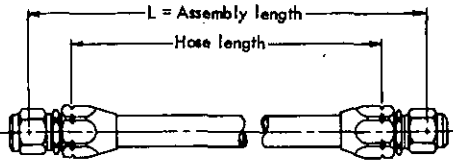
This standard has been approved by the AVIATION SYSTEMS COMMAND, Department of the ARMY and is mandatory for use by that activity. All other military activities are required to employ this standard where suitable.

(B) CANCELLED AFTER 15 JUNE 1976 - USE MIL-H-83796/1 THRU / 9

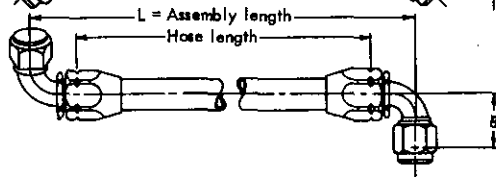
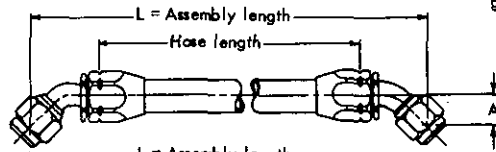
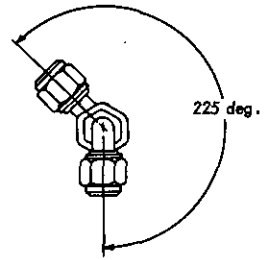
(A) ENTIRE STANDARD REVISED

APPROVED 10 Mar 69 REVISED (A) 7 JUNE 71 (B) 15 JUNE 1976

P.A. ARMY (AV) Other Cust	TITLE HOSE ASSEMBLY, NONMETALLIC, RUBBER, LIGHTWEIGHT, MEDIUM PRESSURE, ATTACHABLE FITTINGS	MILITARY STANDARD MS87028(AV) thru MS87032(AV)
PROCUREMENT SPECIFICATION MIL-H- 58089(AV)	SUPERSEDES:	SHEET 1 OF 2



For drop height A and B, see applicable fitting MS. The hose length to produce a desired assembly length is determined by measuring distance from socket groove to point shown in sketches.



Angle between elbow fittings, when projected on a plane perpendicular to the hose axis, shall be specified. Sighting along the axis of the hose, the angle specified will be the angle that the furthest fitting should be rotated counterclockwise. Tolerance on angular alignment, ± 5 deg. on hose lengths up to 36 inches and ± 10 deg. on hose lengths over 36 inches.

Length L to be measured between centers of nipple ends along a straight line parallel to hose.

Length with hose laid out horizontally and straight.

Hose assembly length to be specified in inches and eighths of an inch, and in the following increments only:

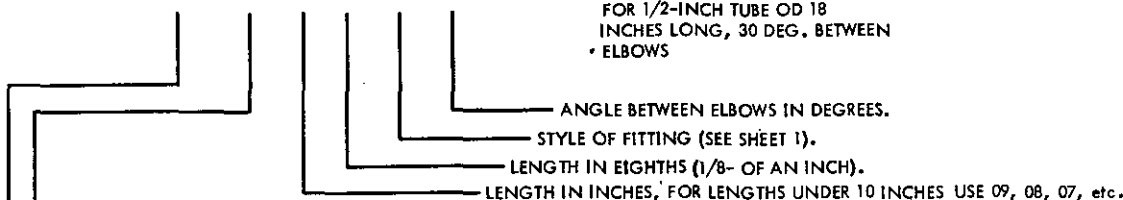
- Under 12 inches, 1/8-inch increments (Tolerance $\pm 1/8$).
- 12 to 18 inches, 1/4-inch increments (Tolerance $\pm 1/8$).
- Over 18 inches, 1/2-inch increments (Tolerance for lengths from 18 to 36 inches $\pm 1/4$) (Tolerance for lengths from 36 to 50 inches $\pm 1/2$) (Tolerance for lengths over 50 inches $\pm 1\%$).

The part no. shall be formulated to reflect the hose assembly tube OD, length, style, and angle between elbows (as applicable).

EXAMPLES OF PART NO.

MS87028 H 18 O F 030

HOSE ASSEMBLY FLARE TO FLARE, FOR 1/2-INCH TUBE OD 18 INCHES LONG, 30 DEG. BETWEEN ELBOWS



DASH NO.	-3	-4	-5	-6	-8	-10	-12	-16	-20	-24	-32
TUBING OD REF.	3/16	1/4	5/16	3/8	1/2	5/8	3/4	1	1-1/4	1-1/2	2
SIZE CODE	B	E	F	G	H	J	K	M	N	P	R

FLARE TO FLARE	FLARELESS TO FLARELESS	FLARE TO FLANGE	FLARELESS TO FLANGE	FLANGE TO FLANGE
MS87028	MS87029	MS87030	MS87031	MS87032

INTERCHANGEABILITY INFORMATION: REVISION "A" CHANGES PART NO. FORMULATION AS FOLLOWS:

- a. PROVISION FOR LOCKWIRE HOLE DELETED (CODE "L")
- b. HOSE ASSY. LENGTH NOW SPECIFIED IN THREE CHARACTERS INSTEAD OF FOUR CALLED OUT BASIC ISSUE. FIRST CHARACTER DELETED.

NOTES

1. Fittings shall mate with MS33514, MS33656, or MS33786 end fittings, as applicable.
2. For design and size of fittings, see corresponding dash number on applicable MS standard.
3. Identification: See procurement specification.
4. Dimensions in inches.
5. Referenced documents shall be of the issue in effect on date of invitation for bids.
6. For design feature purposes, this standard takes precedence over procurement documents referenced herein.

This standard has been approved by the Aviation Systems Command, Department of the Army, and is mandatory for use by that activity. All other military activities are required to employ this standard where suitable.

P.A. ARMY (AV)
Other Cust

TITLE **HOSE ASSEMBLY, NONMETALLIC, RUBBER, LIGHTWEIGHT, MEDIUM PRESSURE, ATTACHABLE FITTINGS**

MILITARY STANDARD
MS 87028 (AV) thru MS 87032 (AV)

PROCUREMENT SPECIFICATION
MIL-H-58089(AV)

SUPERSEDES:

SHEET **2** OF