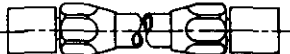
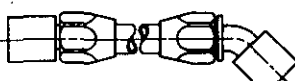

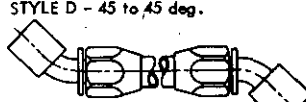

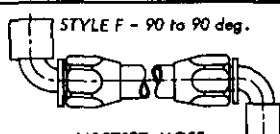
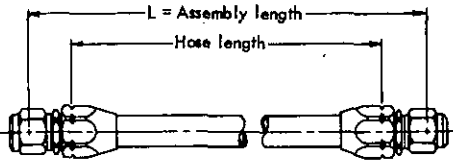


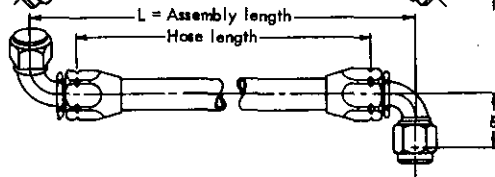
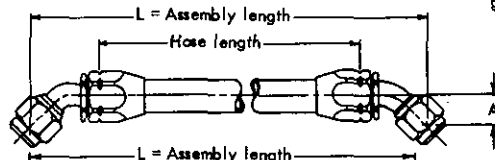
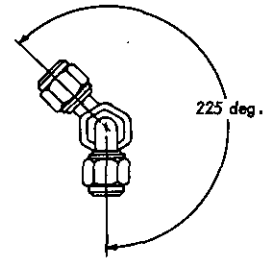
FED. SUP CLASS
4720

					FED. SUP CLASS 4720		
HOSE ASSEMBLY			MS87028	MS87029	MS87030	MS87031	MS87032
CONFIGURATION		PART NUMBERS OF FITTINGS					
FTG NO. 1	FTG NO. 2	FTG NOS.	FLARE TO FLARE	FLARELESS TO FLARELESS	FLARE TO FLANGE	FLARELESS TO FLANGE	FLANGE TO FLANGE
STYLE A - straight to straight  MS87027 HOSE		1 2	MS87018 MS87018	MS87021 MS87021	MS87018 MS87024	MS87021 MS87024	MS87024 MS87024
STYLE B - straight to 45 deg.  MS87027 HOSE		1 2	MS87018 MS87019	MS87021 MS87022	MS87018 MS87025	MS87021 MS87025	MS87024 MS87025
STYLE G - straight to 45 deg.		1 2			MS87024 MS87019	MS87024 MS87022	
STYLE C - straight to 90 deg.  MS87027 HOSE		1 2	MS87018 MS87020	MS87021 MS87023	MS87018 MS87026	MS87021 MS87026	MS87024 MS87026
STYLE H - straight to 90 deg.		1 2			MS87024 MS87020	MS87024 MS87023	
STYLE D - 45 to 45 deg.  MS87027 HOSE		1 2	MS87019 MS87019	MS87022 MS87022	MS87019 MS87025	MS87022 MS87025	MS87025 MS87025
STYLE E - 45 to 90 deg.  MS87027 HOSE		1 2	MS87019 MS87020	MS87022 MS87023	MS87019 MS87026	MS87022 MS87026	MS87025 MS87026
STYLE J - 45 to 90 deg.		1 2			MS87025 MS87020	MS87025 MS87023	
STYLE F - 90 to 90 deg.  MS87027 HOSE		1 2	MS87020 MS87020	MS87023 MS87023	MS87020 MS87026	MS87023 MS87026	MS87026 MS87026
(B) CANCELLED AFTER 15 JUNE 1976 - USE MIL-H-83796/1 THRU / 9 (A) ENTIRE STANDARD REVISED							
P.A. ARMY (AV) Other Cust	TITLE HOSE ASSEMBLY, NONMETALLIC, RUBBER, LIGHTWEIGHT, MEDIUM PRESSURE, ATTACHABLE FITTINGS				MILITARY STANDARD MS87028(AV) thru MS87032(AV)		
PROCUREMENT SPECIFICATION MIL-H- 58089(AV)	SUPERSEDES:				SHEET 1 OF 2		

This standard has been approved by the AVIATION SYSTEMS COMMAND, Department of the ARMY and is mandatory for use by that activity. All other military activities are required to employ this standard where suitable.

FED. SUP CLASS
4720

For drop height A and B, see applicable fitting MS. The hose length to produce a desired assembly length is determined by measuring distance from socket groove to point shown in sketches.



Angle between elbow fittings, when projected on a plane perpendicular to the hose axis, shall be specified. Sighting along the axis of the hose, the angle specified will be the angle that the furthest fitting should be rotated counterclockwise. Tolerance on angular alignment, ± 5 deg. on hose lengths up to 36 inches and ± 10 deg. on hose lengths over 36 inches.

Length L to be measured between centers of nipple ends along a straight line parallel to hose.

Hose with hose laid out horizontally and straight.

Hose assembly length to be specified in inches and eighths of an inch, and in the following increments only:

Under 12 inches, 1/8-inch increments (Tolerance $\pm 1/8$).

12 to 18 inches, 1/4-inch increments (Tolerance $\pm 1/8$).

Over 18 inches, 1/2-inch increments (Tolerance for lengths from

18 to 36 inches $\pm 1/4$) (Tolerance for lengths from 36 to 50

inches $\pm 1/2$) (Tolerance for lengths over 50 inches ± 1).

The part no. shall be formulated to reflect the hose assembly tube OD, length, style, and angle between elbows (as applicable).

EXAMPLES OF PART NO.

MS87028 H 18 O F 030

HOSE ASSEMBLY FLARE TO FLARE,
FOR 1/2-INCH TUBE OD 18
INCHES LONG, 30 DEG. BETWEEN
ELBOWS

ANGLE BETWEEN ELBOWS IN DEGREES.

STYLE OF FITTING (SEE SHEET 1).

LENGTH IN EIGHTHS (1/8- OF AN INCH).

LENGTH IN INCHES, FOR LENGTHS UNDER 10 INCHES USE 09, 08, 07, etc.

DASH NO.	-3	-4	-5	-6	-8	-10	-12	-16	-20	-24	-32
TUBING OD REF.	3/16	1/4	5/16	3/8	1/2	5/8	3/4	1	1-1/4	1-1/2	2
SIZE CODE	B	E	F	G	H	J	K	M	N	P	R

FLARE TO FLARE	FLARELESS TO FLARELESS	FLARE TO FLANGE	FLARELESS TO FLANGE	FLANGE TO FLANGE
MS87028	MS87029	MS87030	MS87031	MS87032

INTERCHANGEABILITY INFORMATION: REVISION "A" CHANGES PART NO. FORMULATION AS FOLLOWS:

- PROVISION FOR LOCKWIRE HOLE DELETED (CODE "L")
- HOSE ASSY. LENGTH NOW SPECIFIED IN THREE CHARACTERS INSTEAD OF FOUR CALLED OUT BASIC ISSUE. FIRST CHARACTER DELETED.

NOTES

- Fittings shall mate with MS33514, MS33656, or MS33786 end fittings, as applicable.
- For design and size of fittings, see corresponding dash number on applicable MS standard.
- Identification: See procurement specification.
- Dimensions in inches.
- Referenced documents shall be of the issue in effect on date of invitation for bids.
- For design feature purposes, this standard takes precedence over procurement documents referenced herein.

P.A. ARMY (AV)
Other Cust

TITLE **HOSE ASSEMBLY, NONMETALLIC,
RUBBER, LIGHTWEIGHT, MEDIUM
PRESSURE, ATTACHABLE FITTINGS**

**MILITARY STANDARD
MS 87028 (AV) thru
MS 87032 (AV)**

PROCUREMENT SPECIFICATION
MIL-H-58089(AV)

SUPERSEDES:

SHEET **2** OF