

FED. SUP CLASS
6140

This standard has been approved by the ELECTRONICS COMMAND DEPARTMENT of the ARMY and is mandatory for use by that activity. All other military activities are required to employ this standard where suitable.

Battery, Storage	BB-432/U	BB-431/U	BB-436/U	BB-437/U	BB-430/U	DB-613/U	BB-616/U	
Type	I	II	I	I	I	I	I	
Dimensions	A 6.70 (170.18) B 2.110 (53.57) C 1.000 (25.40) D 1.000 (25.40) E 1.000 (25.40) F 1.000 (25.40) G 1.000 (25.40) H 1.000 (25.40)	A 6.70 (170.18) B 2.110 (53.57) C 1.000 (25.40) D 1.000 (25.40) E 1.000 (25.40) F 1.000 (25.40) G 1.000 (25.40) H 1.000 (25.40)	A 6.70 (170.18) B 2.110 (53.57) C 1.000 (25.40) D 1.000 (25.40) E 1.000 (25.40) F 1.000 (25.40) G 1.000 (25.40) H 1.000 (25.40)	A 6.70 (170.18) B 2.110 (53.57) C 1.000 (25.40) D 1.000 (25.40) E 1.000 (25.40) F 1.000 (25.40) G 1.000 (25.40) H 1.000 (25.40)	A 6.70 (170.18) B 2.110 (53.57) C 1.000 (25.40) D 1.000 (25.40) E 1.000 (25.40) F 1.000 (25.40) G 1.000 (25.40) H 1.000 (25.40)	A 6.70 (170.18) B 2.110 (53.57) C 1.000 (25.40) D 1.000 (25.40) E 1.000 (25.40) F 1.000 (25.40) G 1.000 (25.40) H 1.000 (25.40)	A 6.70 (170.18) B 2.110 (53.57) C 1.000 (25.40) D 1.000 (25.40) E 1.000 (25.40) F 1.000 (25.40) G 1.000 (25.40) H 1.000 (25.40)	A 6.70 (170.18) B 2.110 (53.57) C 1.000 (25.40) D 1.000 (25.40) E 1.000 (25.40) F 1.000 (25.40) G 1.000 (25.40) H 1.000 (25.40)

USE MIL-B-55118 SHEETS AS FOLLOWS

BB-432/U: MIL-B-55118

BB-431/U: MIL-B-55118

BB-436/U: MIL-B-55118

BB-437/U: MIL-B-55118

BB-438/U: MIL-B-55118

BB-613/U: MIL-B-55118

BB-616/U: MIL-B-55118

Tolerance: BB-437/U, BB-438/U, BB-613/U, BB-616/U
 A, B, C, D, E, F, G, H = +.010 (-.015)
 F, G and H = +.015 (-.018)
 D = +.020 (-.01)

Slotted Hex Head Screws
 15 Part No. Belleville Springs
 15 Part No. Washers
 15 Part No.

29

75043-2
75044-2
75045-2

CANCELLED
USE MIL-B-55118
SHEETS AS FOLLOWS:
BB-432/U: MIL-B-55118/1(EL)
BB-431/U: MIL-B-55118/2(EL)
BB-436/U: MIL-B-55118/3(EL)
BB-437/U: MIL-B-55118/4(EL)
BB-438/U: MIL-B-55118/5(EL)
BB-613/U: MIL-B-55118/6(EL)
BB-616/U: MIL-B-55118/7(EL)

Tolerances: BB-437/U, BB-438/U, BB-613/U, BB-616/U
A, B, C, D, E, F, G, H = .010 (+.015, -.025)
F, G and H = .015 (+.020, -.030)
D = .020 (+.030, -.035)

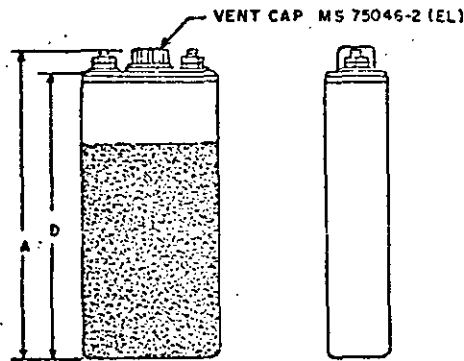

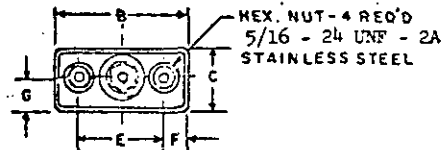
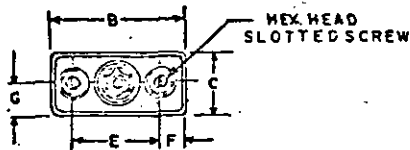
Slotted Hex Head Screw
MS Part No. 75043-2
Belleville Spring
MS Part No. 75044-2
Washer
MS Part No. 75045-2

1. Material and workmanship shall conform to the specifications specified.
2. Material and workmanship shall conform to the specifications specified.
3. Dimensions shall be as shown on the drawing.
4. The tolerance for the hole diameter shall be no less than 20% of the internal diameter.
5. For design feature purposes, this standard takes precedence over procurement specifications.
6. References shall be of the issue in effect on date of limitation for use.

ENTIRE STANDARD REVISED

P.A. ARMY EL Other Cust	TITLE	MILITARY STANDARD
NONE	BATTERY OUTLINE DIMENSIONS	MS 75042 (EL)
PROCUREMENT SPECIFICATION MIL-B-55118 (EL)	SUPERSEDES:	SHEET 1 OF 2

APPROVED 5 MARCH 1962 REVISED (A) 2 APRIL 1962 (C) 29 JUN 1972 (D) 29 JUN 1972

FED. SUP CLASS
6140

TYPE I

TYPE II

D 29 JUN 1972

REVISED

APPROVED

P.A. EL	TITLE	MILITARY STANDARD
Other Cust	BATTERY OUTLINE DIMENSIONS	MS 75042 (EL)
Procurement Specification MIL-B-55118 (EL)	SUPERSEDES:	SHEET 2 OF 2

DD FORM 672 (Coordinated)

EDITION OF 1 SEP 67 MAY BE USED.

DATE

NOTES TO PRINTER: REDUCE BORDER TO 6-27/32 x 9-3/4. PRINT LEFT
BORDER LINE ONE INCH FROM LEFT EDGE OF 8-10 1/4 SHEET.
PRINT BOTTOM BORDER LINE 3/8 INCH FROM BOTTOM EDGE OF 8-10 1/4
SHEET. SIGNATURE FORM NOT TO BE INCLUDED ON 8-10 1/4 SHEET.

DRAWN BY _____
TYPED BY _____
CHECKED BY _____