
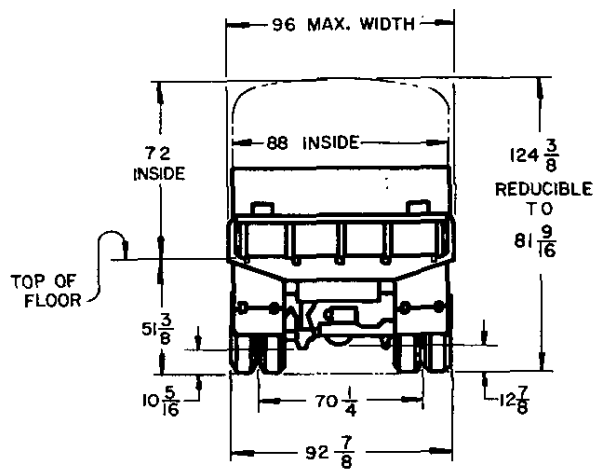

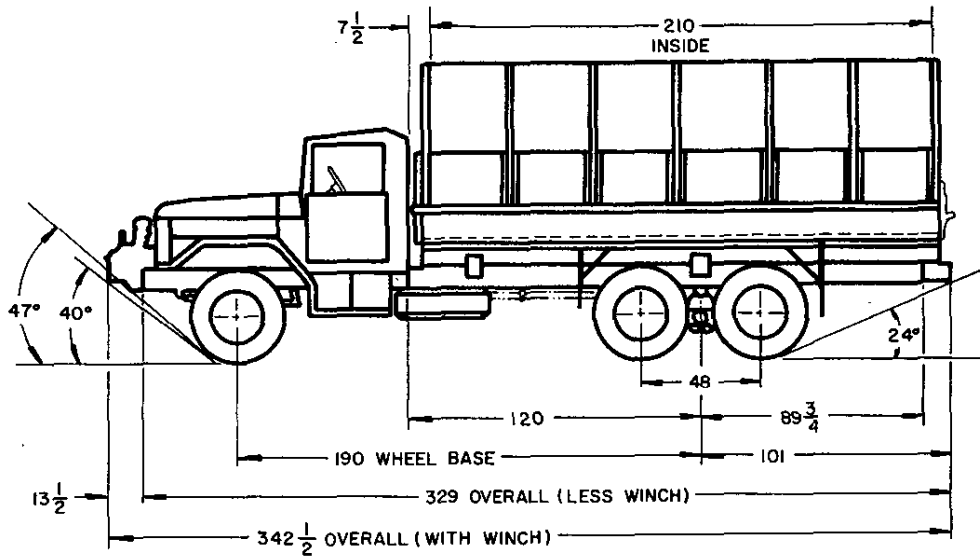


FED. SUP CLASS  
2320



REVIEW ACTIVITIES: ARMY-EL  
USER ACTIVITIES: NAVY-DOCKS



Ⓐ CANCELLED AFTER 25 FEBRUARY 1974  
SUPERSEDED BY MS 500080

MS PART NO.	DRAWING NO.	
MS 53072-1	8750400	WITH WINCH
MS 53072-2	8750401	LESS WINCH

APPROVED 15 MAY 1964 REVISED Ⓐ 25 FEBRUARY 1974

P.A. MO (ATAC) Other Cust NAVY-MC	TITLE <b>TRUCK, CARGO, 2-1/2 TON, 6X6 190 IN. WHEEL BASE, M36</b>	<b>MILITARY STANDARD MS 53072</b>
PROCUREMENT SPECIFICATION MIL-T-45362	SUPERSEDES:	SHEET 1 OF 2

This military standard is approved by the Department of Defense and is mandatory on all activities. Selection for all new engineering and design applications and for repetitive use shall be made from this document.

FED. SUP CLASS  
2320

**VEHICLE CHARACTERISTICS**

**MODEL M36** CHASSIS M46C  
**CHASSIS** PART No. 8736158 W/WINCH MS 51393-1  
**CHASSIS** PART No. 8736149 Less/W MS 51393-2

**REAR SUSPENSION** INSTALL. PART NO. 8757834  
 REAR AXLE ASSY. (2) PART NO. 7368511  
 SPRINGS, REAR (2) PART NO. 7521792

**CURB WEIGHT:** FULLY EQUIPPED LESS PAYLOAD AND PERSONNEL

**WHEELS** 7.5 x 20 (10) MS 53044-5

	WO/WINCH	W/WINCH
FRONT AXLE	5580	6085
REAR AXLE (BOGIE)	7920	7830
TOTAL	13500	13915

**TIRES** 900 - 20 (8) PLY (10) MS 35388-16  
 TREAD DESIGN NDCC TUBE (10) MS 35392-13  
 NUMBER OF SPARES - ONE

**WEIGHT DISTRIBUTION:** LOADED WITHOUT CREW

**STEERING** CAM AND TWIN LEVER PART NO. 8757840

	CROSS COUNTRY		HIGHWAY	
	WO/W	W/W	WO/W	W/W
PAYLOAD	5000	5000	10000	10000
FRONT AXLE	5850	6355	6120	6625
INTER AXLE	6325	6280	8690	8645
REAR AXLE	6325	6280	8690	8645
TOTAL-LBS.	18500	18915	23500	23915

**BRAKES SERVICE**  
 FRONT, HUB & DRUM ASSY. LH PART NO. 7529053  
 HUB & DRUM ASSY. RH PART NO. 7529054  
 REAR, HUB & DRUM ASSY. LH PART NO. 8757681  
 HUB & DRUM ASSY. RH PART NO. 8757682  
 DRUM SIZE - FRONT 15 x 3 REAR 15 x 3  
 ACTUATION - AIR/HYDRAULIC

**TOWED LOAD ALLOWANCE**

LIMITED CROSS COUNTRY 6000 LBS.  
 HIGHWAY 10000 LBS.

**BRAKES PARKING**  
 DRUM SIZE - 14 x 3, MOUNTED ON REAR  
 OUTPUT SHAFT OF TRANSFER

**SHIPPING DIMENSIONS**

	W/O WINCH	W/WINCH
CU. FT.	1446	1553
SQ. FT.	220	228.5

**ELECTRICAL SYSTEM**  
 WATERPROOF AND RADIO SUPPRESSED  
 POTENTIAL - 24 VOLTS  
 BATTERIES - (2) 6 TN 12 VOLT MS 35000-4

**BODY ASSY.**

INSTALLATION: CARGO BODY PART NO. 8757819  
 CARGO BODY PART NO. 8757820  
 CAB ASSY. PART NO. 8757744

**STOP LIGHT** TAILLIGHT (2) MS 51329-1

**STOP LIGHT** BLACKOUT (1) MS 51302-1

**GENERAL**

THIS VEHICLE IS USED TO TRANSPORT GENERAL CARGO OR PERSONNEL. THE CAB IS CANVAS COVERED, OPEN TYPE. THE BODY IS 17 1/2 FT. (210 x 88 IN. INSIDE) FLAT BED TYPE; STEEL CONSTRUCTION. SIDES AND TARPULIN FRAMES ARE REMOVABLE 14 INCH SIDES, WITH RIGHT SIDE HINGED LONGITUDINALLY BELOW FLOOR. 16 INCH TAIL GATE 72 INCH FLOOR TO UNDERSIDE OF BOWS. COMPLETE WITH SIDE RACKS AND TARPS, TROOP SEATS NOT FURNISHED.

**PERFORMANCE** MILES PER GALLON 7 TO 5  
 CRUISING RANGE, HIGHWAY 300 MILES  
 MAXIMUM SPEED 58 M.P.H. @ 3400 R.P.M.

**WINCH** CAPACITY 10000 LBS. MS 51352-1

**PINILE** CAPACITY 40000 LBS. MS 51118-1

**BODY CARGO SPACE** 630 CU. FT.

BODY INCLUDES SEVEN TOP BOWS WITH TARPULINS AND END FLAPS. STEP ON TAILGATE FOR EASE OF ENTRANCE. FOUR AMBER REFLECTORS, TWO ON FRONT ONE EACH SIDE FORWARD. FOUR RED REFLECTORS, TWO ON REAR ONE EACH SIDE REARWARD.

**TIE DOWNS** 14 (7) EACH SIDE

**ENGINE** 6 CYL. 331 CU. IN  
 COMP RATIO 6.73 TO 1 4 1/8 BORE 4 1/8 STROKE  
 BRAKE HP MAX. NET 127 @ 3400 RPM W/STD  
 ACCESSORIES

**FORDING KIT** PART NO. 5701839  
 FORDING DEPTH W/FORDING KIT 72 IN.  
 FORDING DEPTH WO/FORDING KIT 30 IN.

THIS VEHICLE IS DESIGNED IN TWO (2) MAJOR COMPONENTS, CHASSIS AND BODY. FOR DATA ON CHASSIS, SEE MS 51393, AND DRAWINGS 8736158, 8736149.

**FRONT SUSPENSION** INSTALL. PART NO. 8757839  
 FRONT AXLE PART NO. 7521734  
 SHOCK ABSORBERS (2) PART NO. 7539007  
 SPRINGS, FRONT (2) PART NO. 7368628

THIS VEHICLE SHALL BE IN ACCORDANCE WITH REFERENCED DRAWINGS PART NO. 8750400 WITH WINCH PART NO. 8750401 WITHOUT WINCH. COPIES OF WHICH MAY BE OBTAINED FROM ARMY TANK-AUTOMOTIVE CENTER, DETROIT ARSENAL, WARREN, MICHIGAN, ATTN: STANDARDIZATION BRANCH.

REVIEW ACTIVITIES: ARMY - EL  
 USER ACTIVITIES: NAVY - DOCKS

This military standard is approved by the Department of Defense and is mandatory on all activities. Selection for all new engineering and design applications and for repetitive use shall be made from this document.

APPROVED 15 MAY 1964 REVISED (A) FOR CHANGES SEE SHEET 1

P.A. MO(ATAC)	TITLE	MILITARY STANDARD
Other Cust	TRUCK, CARGO, 2-1/2 TON, 6X6	MS 53072
NAVY-MC	190 IN. WHEEL BASE, M36	
PROCUREMENT SPECIFICATION	SUPERSEDES:	SHEET 2
MIL-T-45362		