

1 000

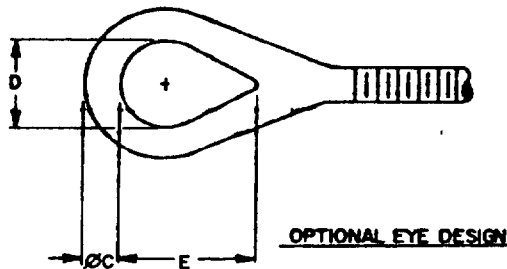
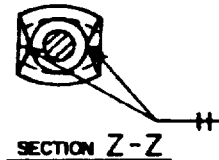
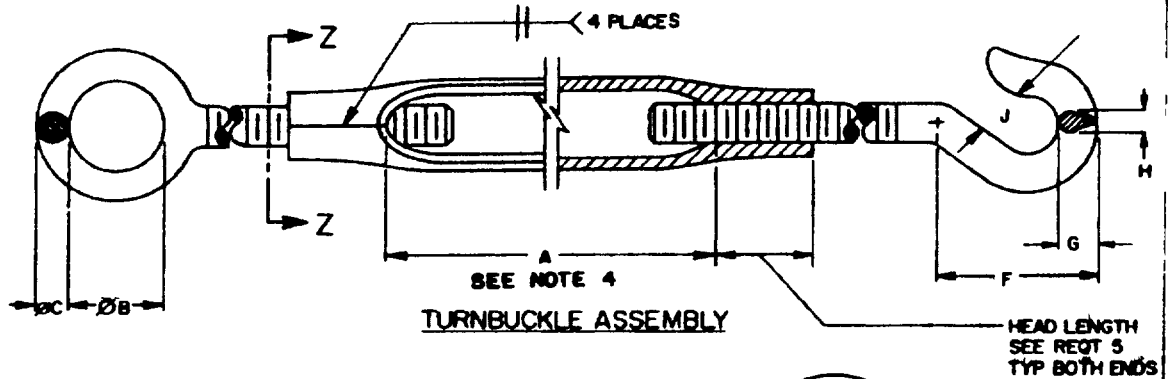
FED SUP CLASS  
5340

TABLE I. DASH NUMBERS AND DIMENSIONS

DASH NUMBER	NOMINAL THREAD SIZE	A MIN	EYE				HOOK			
			$\phi$ B MIN	$\phi$ C MIN	D MIN	E MIN	F MIN	G MIN	H MIN	J MIN
1	.250-20	4	.500	.218	.344	.687	1.080	.343	.187	.437
2	.3125-18	4.5	.625	.281	.437	.812	1.250	.437	.250	.500
3	.375-16	6	.750	.344	.531	.937	1.562	.437	.344	.562
4	.500-13	6	1.000	.437	.718	1.187	2.000	.625	.437	.625
5		9								
6		12								
7	.625-11	6	1.250	.500	.875	1.375	2.437	.750	.531	.812
8		9								
9		12								
10	.750-10	18	1.500	.625	1.000	1.625	2.937	.937	.625	.968
11		6								
12		9								
13		12								
14	.875-9	18	1.750	.750	1.250	1.875	3.437	1.000	.750	1.125
15		24								
16		6								
17	1.000-8	12	2.000	.875	1.437	2.250	3.879	1.187	.812	1.250
18		18								
19		24								
20		36								
21		12								
22		18								

PA ARMY - AR Other Code NAVY - SH AIR FORCE - 99	INTERNATIONAL INTEREST	TITLE TURNBUCKLE, FLAT BODY, HOOK AND EYE (TYPE I, FORM I, CLASS 6)	MILITARY STANDARD MS51573
PROCUREMENT SPECIFICATION PF - T - 791	SUPERSEDES	PAGE 1	OF 3

DD FORM 672-1 (COORDINATED)

PREVIOUS EDITIONS OF THIS FORM ARE OBSOLETE

5340-1813

DISTRIBUTION STATEMENT A Approved for public release; distribution is unlimited.

This military standard is approved for use by all Departments and Agencies of the Department of Defense.

Selection for all new engineering and design applications and for repetitive use shall be made from this document when applicable.

AMSC N/A

USER ACTIVITIES  
ARMY - ME  
NAVY - AS, MC, OS, YD

REVIEWER ACTIVITIES  
ARMY - CR  
AIR FORCE - 82  
DLA - IS

APPROVED 17 FEB 1968 REVISED

USER ACTIVITIES:  
ARMY - ME  
NAVY - AS, MG, OS, YD

REVIEWER ACTIVITIES:  
ARMY - CR  
AIR FORCE - 82  
DLA - IS

This military standard is approved for use by all Departments and Agencies of the Department of Defense. Selection for all new engineering and design applications and for repetitive use shall be made from this document when applicable.

FED SUP CLASS  
5340

TABLE 1. DIMENSIONS AND DASH NUMBERS -CONTINUED

DASH NUMBER	NOMINAL THREAD SIZE	A MIN	EYE				HOOK			
			S/D MIN	O/C MIN	D MIN	R MIN	F MIN	G MIN	H MIN	J MIN
23 24 25 26	1.250-7	12 18 24 36	2.125	1.062	1.687	2.562	4.937	1.437	1.000	1.500
27 28 29 30 31	1.500-6	12 18 24 36 48	2.250	1.250	2.125	3.250	5.875	1.750	1.187	1.875
32 33 34 35	1.750-5	18 24 36 48	2.500	1.437	2.375	3.750	6.937	2.125	1.437	2.375
36 37 38	2.000-4.5	24 36 48	3.000	1.625	2.687	4.375	8.000	2.562	1.687	3.000
39 40 41	2.250-4.5	24 36 48	3.250	1.812	2.937	5.187	9.062	3.062	2.000	3.750
42 43 44	2.500-4	24 36 48	3.500	2.000	3.125	6.000	10.125	3.425	2.312	4.625

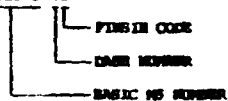
**REQUIREMENTS:**

- MATERIAL:** TURNBUCKLE BODY AND END PULLS SHALL BE MANUFACTURED FROM STEEL OF A COMPOSITION CAPABLE OF WITHSTANDING THE SPECIFIED BREAKING STRENGTH IN THE PROCUREMENT SPECIFICATION.
- FABRICATION METHOD:** THE TURNBUCKLE BODY AND END PULLS SHALL BE HOT FORGED.
- FINISH:**  
RUST INHIBITOR - TURNBUCKLE BODY AND END PULLS SHALL BE TREATED WITH RUST INHIBITOR IN ACCORDANCE WITH MIL-C-85054 OR EQUIVALENT.  
ZINC COATING - TURNBUCKLE BODY AND END PULLS SHALL BE ZINC COATED AS SPECIFIED IN PROCUREMENT SPECIFICATION, ASTM B633, TYPE 11, Fe/Zn 13.
- THREADS:** ONE END PULL AND THE CORRESPONDING HEAD BODY SHALL HAVE RIGHT HAND THREAD AND THE OTHER LEFT HAND. THE THREAD SHALL BE MACHINED AFTER FABRICATION OF END PULL AND THE HEAD BODY.
- LENGTH OF HEAD:** THE LENGTH OF THE HEAD OF THE TURNBUCKLE BODY SHALL BE NOT LESS THAN 1 1/2 TIMES THE NOMINAL THREAD SIZE FOR SIZES UP TO 1.250, AND 1 1/4 TIMES FOR SIZES GREATER THAN 1.250 NOMINAL THREAD SIZE.
- BREAKING STRENGTH:** THE BREAKING STRENGTH OF THE TURNBUCKLE SHALL BE NOT LESS THAN THE VALUE SPECIFIED IN THE PROCUREMENT SPECIFICATION FOR TYPE I, FORM 1, WITH HOOK AND EYE END PULLS.
- BENDING STRENGTH:** THE BENDING STRENGTH SHALL BE AS SPECIFIED IN THE PROCUREMENT SPECIFICATION.
- LENGTH OF THREAD:** THE LENGTH OF THE THREAD ON THE TWO END PULLS SHALL BE GREAT ENOUGH SO THAT THE ENDS OF THE END PULLS CAN BE BROUGHT INTO CONTACT WITH EACH OTHER AT THE MIDDLE OF THE BODY LENGTH.
- PART NUMBER:** THE PART NUMBER SHALL CONSIST OF THE BASIC MS NUMBER, FOLLOWED BY A DASH NUMBER FROM TABLE 1 AND THE FINISH CODE BELOW:

**FINISH CODE:**

F - RUST INHIBITOR TREATMENT  
Z - ZINC COATED

EXAMPLE: MS1573-7Z



MS1573-7Z INDICATES: TURNBUCKLE, FLAT BODY, HOOK AND EYE END PULLS; 625-11 THREAD; 6-INCH CLEAR OPENING BETWEEN HEADS; ZINC COATED.

APPROVED 17 FEB 1968  
REVISED

PA ARMY-AR Other Code NAVY-3H AIR FORCE-99	INTERNATIONAL INTEREST	TITLE TURNBUCKLE, FLAT BODY, HOOK AND EYE (TYPE I, FORM I, CLASS 6)	MILITARY STANDARD MS51573
PROCUREMENT SPECIFICATION FF- T - 791	SUPERSEDES	PAGE 2	OF 3

FED. SUP. CLASS  
5340

## NOTES.

1. ALL DIMENSIONS ARE IN INCHES. TOLERANCES SHALL BE IN ACCORDANCE WITH STANDARD MANUFACTURING PRACTICES FOR TURNBUCKLES.
2. IN THE EVENT OF A CONFLICT BETWEEN THE TEXT OF THIS STANDARD AND THE REFERENCES CITED HEREIN, THE TEXT OF THIS STANDARD SHALL TAKE PRECEDENCE.
3. REFERENCED GOVERNMENT (OR NON-GOVERNMENT) DOCUMENTS OF THE ISSUE LISTED IN THAT ISSUE OF THE DEPARTMENT OF DEFENSE INDEX OF SPECIFICATIONS AND STANDARDS (DODIIS) SPECIFIED IN THE SOLICITATION FORM A PART OF THIS STANDARD TO THE EXTENT SPECIFIED HEREIN.
4. DIMENSION "A" IS THE TAKE UP LENGTH OR CLEAR OPENING OF THE BODY

UNAS ACTIVITIES  
ARMY - ME  
NAVY - AS, MC, OS, YD

REVIEWER ACTIVITIES  
ARMY - CR  
AIR FORCE - 82  
DLA - 13

This military standard is approved for use by all Departments and Agencies of the Department of Defense. Selection for all new engineering and design applications and for repetitive use shall be made from this document when applicable.

APPROVED 17 FEB 1986 REVISED

P A ARMY - AR Other Code NAVY - SH AIR FORCE - 99	INTERNATIONAL INTEREST	TITLE TURNBUCKLE, FLAT BODY, HOOK AND EYE (TYPE I, FORM I, CLASS 6)	MILITARY STANDARD MS51573
PROCUREMENT SPECIFICATION FF - T - 791	SUPERSEDES		PAGE 3 OF 3

DD FORM 672-1 (COORDINATED)

PREVIOUS EDITIONS OF THIS FORM ARE OBSOLETE

5340-1813