

MS PART NO.	REF ONLY COVER PART NO. MS 51323	A	B	C	D	E ROPE LENGTH	F	G	H	J	FORMER ORD PART NO.
MS51324-1	1,2,3,5	51-1/2	82-3/8	26-1/2	14	264	120	10	11	10-3/4	501487
MS51324-2	4	51-1/2	82-3/8	26-1/2	24-1/2	264	120	10	11	10-3/4	7762811
MS51324-3	5	51-1/2	82-3/8	26-1/2	14	264	120	10	11	10-3/4	501487
MS51324-4	6	51-1/2	82-3/8	26-1/8	26	276	120	10	11	10-3/4	7411557
MS51324-5	7	39-1/2	64-1/2	16	17	270	—	4	9	8	7707286
MS51324-6	8	51-1/2	72-3/8	22	18	274	104	10	11	11-5/8	8345246
MS51324-7	9,10,11,12,13	51-1/2	86-3/8	26-1/2	13	264	120	10	11	10-7/8	501479
MS51324-8	14	51-1/2	86-3/8	20	9-3/4	264	120	10	11	10-7/8	501478
MS51324-9	15,16,17,18,20	51-1/2	90-3/8	25	14	264	120	10	11	11-1/8	7072136
MS51324-10	19	84	94-1/2	25	15	356	120	10	11	12-3/8	7072137
MS51324-11	21	51-1/2	96-3/8	25	14	264	120	10	11	11-1/4	7072138
MS51324-12	22	57-1/2	90-3/8	25	14	282	120	10	11	11-1/4	7072139
MS51324-13	23	57-1/2	92-3/8	25	14	282	120	10	11	12	7072140
MS51324-14	24	53-1/2	92	26-1/2	24-1/2	300	120	10	11	11-1/2	7072141
MS51324-15	25	51	90-3/8	13-3/4	14	360	144	11	11	11	7355429
MS51324-16	26,27	51-1/2	90-3/8	30-1/8	22-1/2	276	136	10	11	11-1/8	8357743
MS51324-17	27	51-1/2	90-3/8	30-1/8	27-1/2	276	136	10	11	11-1/8	7409681
MS51324-18	28	51-1/2	90-3/8	26-1/2	18	292	120	10	11	11-1/4	7416339
MS51324-19	29	51-1/2	98-3/8	34-1/3	15	276	143-1/4	10	11	11-1/2	7966198
MS51324-20	30	63-1/2	90-3/8	26-1/2	18	316	120	11-1/4	11	11-1/4	7085461

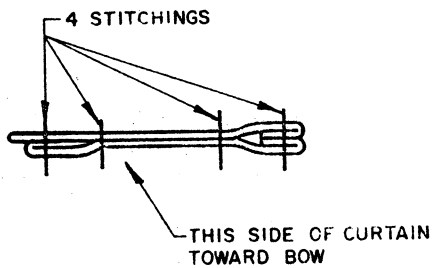
(B) DENOTES CHANGES

PA ARMY - AT Other Cust	MILITARY STANDARD CURTAIN, VEHICULAR: END	MS51324
PROCUREMENT SPECIFICATION MIL-C-13489	SUPERSEDES:	SHEET 1 OF 2


REVIEW ACTIVITY: CS  
USER ACTIVITY: MC

This military standard is approved for use by all Departments and Agencies of the Department of Defense. Selection for all new engineering and design applications and for repetitive use shall be made from this document when applicable.

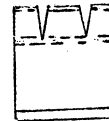
APPROVED 13 NOV 1959  
REVISED (A) 13 SEP 61 (B) 25 SEP 78

FED. SUP. CLASS  
2540

ENLARGED SECTION X-X

ENLARGED SECTION X-X  
OPTIONAL

HOOK-PAULIN



CLIP



CLIP AFTER CURLING

## B REQUIREMENTS:

1. FOR MATERIAL SEE PROCUREMENT SPECIFICATION.
2. UNLESS OTHERWISE SPECIFIED, DIMENSIONS ARE IN INCHES: TOLERANCES:  $\pm 1/8$  ON FRACTIONS.
3. THE MS PART NUMBER AND MANUFACTURER'S IDENTIFICATION TO BE CLEARLY AND PERMANENTLY MARKED ON THE INSIDE OF THE PART AND VISIBLE AT ASSEMBLY WITHOUT INTERFERING WITH ITS FUNCTION.
4. THE EYELETS ARE TO BE MOUNTED ON THE FLAP; WHILE ALL STUDS ARE TO BE MOUNTED ON THE END CURTAIN AND ARE TO PROPERLY ENGAGE THE EYELETS.
5. MS51324-3 IS CANCELLED AFTER 12 JULY 1961, USE MS51324-1.

## B NOTES:

1. THE MS PART NUMBER CONSISTS OF THE MS SHEET NUMBER PLUS DASH NUMBER: EXAMPLE MS51324-1.
2. COVER DATA SHOWN IN COLUMN TWO OF TABLE IS FOR INFORMATION ONLY, NOT FURNISHED AS PART OF MS51324.
3. REFERENCED DOCUMENTS SHALL BE OF THE ISSUE IN EFFECT ON DATE OF INVITATION FOR BIDS OR REQUEST FOR PROPOSAL, EXCEPT THAT REFERENCED ADOPTED INDUSTRY DOCUMENTS SHALL GIVE THE DATE OF THE ISSUE ADOPTED.
4. FOR DESIGN FEATURE PURPOSES, THIS STANDARD TAKES PRECEDENCE OVER PROCUREMENT DOCUMENTS REFERENCED HEREIN.
5. ALL DRAWINGS AND OTHER INFORMATION PERTAINING TO THIS ASSEMBLY CAN BE OBTAINED FROM:  
US ARMY TANK-AUTOMOTIVE MATERIEL READINESS COMMAND, ATTN: DRSTA-CSS, WARREN, MI 48090.

APPROVED 13 NOV 1959 REVISED B FOR CHANGES SEE SHEETS 1 &amp; 2

	MILITARY STANDARD	MS51324
	CURTAIN,VEHICULAR: END	
PROCUREMENT SPECIFICATION	SUPERSEDES:	SHEET 2 OF 2