


THIS STANDARD HAS BEEN APPROVED BY THE ORD CORPS, DEPARTMENT OF THE ARMY AND IS MANDATORY FOR USE BY THAT ACTIVITY. ALL OTHER MILITARY ACTIVITIES ARE REQUIRED TO EMPLOY THIS STANDARD WHERE SUITABLE

FED SUP CLASS  
5990

TERMINAL BLOCK TO BE ORIENTED WITH RESPECT TO TAPPED HOLES IN FRONT OF HOUSING TERMINALS S2 AND R3 TO BE COINCIDENT WITH THE TAPPED HOLES WITHIN  $\pm 3^\circ$

WITH ARROW AS SHOWN TO INDICATE ELECTRICAL ZERO WITH RESPECT TO MARK ON SHAFT

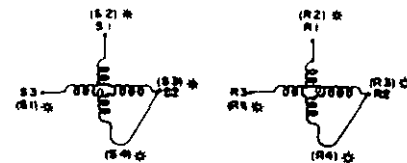
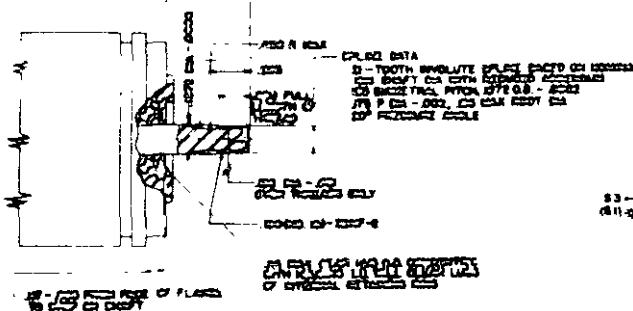


**CANCELLED AFTER**  
**31 MAY 1968**

**USE APPROPRIATE TYPE**  
**DESIGNATION OF**  
**SPEC. MIL-R-14346(MU)**

MARK WITH WHITE PAINTING OR  
COLOR WHITE, SPEC. TT-1-568  
COAT MARKINGS WITH VARNISH  
TYPE II, SPEC. MIL-V-17

NO. 43 (003) DRILL  
NO. 4 (112) - 40WC-2  
25 DEEP (DO NOT BREAK THRU)  
4 HOLES



**WIRING DIAGRAM**

IF TERMINAL DESIGNATIONS INDICATED BY "Y" SHALL BE USED IN LIEU OF ACTUAL DESIGNATIONS WHEN APPLYING TESTS OF SPECIFICATION COL-R-14346 (ORD)

**NOTES:**

1. DIAMETERS MARKED "Y" MUST BE CONCENTRIC TO ROTOR SHAFT WITHIN .001 TOTAL INDICATOR READING, INDICATOR MOUNTED ON SHAFT.
2. ECCENTRICITY OF SHAFT DIAMETER (SMOOTH PORTION) SHALL NOT EXCEED .001 TIR WHEN SHAFT IS ROTATED IN BEARINGS.
3. DIMENSIONS ARE IN INCHES.
4. TOLERANCES, WHEN NOT SPECIFIED, ARE  $\pm .005$  ON DECIMALS,  $\pm 1/64$  ON FRACTIONS, AND  $\pm 1^\circ$  ON ANGLES.
5. MATERIALS, PROTECTIVE FINISHES AND OTHER DESIGN REQUIREMENTS ARE SPECIFIED ON REFERENCED ORDINANCE DRAWINGS.
6. SURFACES MARKED "X" TO BE PERPENDICULAR TO CENTER LINE WITHIN .001 TOTAL INDICATOR READING.

MS PART NO.	FIN	TYPE	ORD DRAWING
MS 51075 -1	785-1204	1227HA	FT034264

Ⓐ For changes see sheet 2

CUSTOMER ORD	OTHER INT. A- Doc C B- M-	<b>MILITARY STANDARD</b> <b>RESOLVER, ELECTRICAL, SIZE 15</b> TYPE 15R7N4	<b>MS 51075</b> (ORD)
PRELIMINARY SPECIFICATION MIL-R-14346 (ORD)	SUPPLEMENT:	SHEET 1 OF 2	

DD FORM 672-1

☆ U. S. GOVERNMENT PRINTING OFFICE: 1968-301-520/6168

APPROVED 20 June 58 REVISED 27 May 60 31 May 68