

INCH-POUND

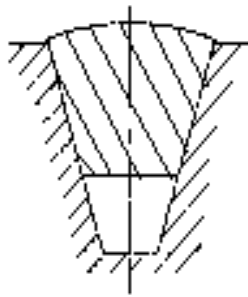
MS51070E
 15 January 2009
 SUPERSEDING
 MS51070D
 26 January 1981

DETAIL SPECIFICATION SHEET

BELTS, V: ENGINE ACCESSORY DRIVE (1.000 INCH WIDTH)

This specification is approved for use by all Departments and
 Agencies of the Department of Defense.

The requirements for acquiring the product described herein shall consist of this specification sheet
 and MIL-DTL-11040.



1.000 inch accessory drive belts are not recommended for new design

Dash no.	Effective length		Dash no.	Effective length		Dash no.	Effective length		Dash no.	Effective length	
	Inches	mm		Inches	mm		Inches	mm		Inches	mm
-28	28	711.2	-39	39	990.6	-50	50	1270.0	-62	62	1574.8
-29	29	736.6	-40	40	1016.0	-51	51	1295.4	-64	64	1625.6
-30	30	762.0	-41	41	1041.4	-52	52	1320.8	-66	66	1676.4
-31	31	787.4	-42	42	1066.8	-53	53	1346.2	-68	68	1727.2
-32	32	812.8	-43	43	1092.2	-54	54	1371.6	-70	70	1778.0
-33	33	838.2	-44	44	1117.6	-55	55	1397.0	-72	72	1828.8
-34	34	863.6	-45	45	1143.0	-56	56	1422.4	-74	74	1879.6
-35	35	889.0	-46	46	1168.4	-57	57	1447.8	-76	76	1930.4
-36	36	914.4	-47	47	1193.8	-58	58	1473.2	-78	78	1981.2
-37	37	939.8	-48	48	1219.2	-59	59	1498.6	-80	80	2032.0
-38	38	965.2	-49	49	1244.6	-60	60	1524.0			

FIGURE 1. V, belt: engine accessory drive.

MS51070E

NOTES:

1. Dimensions are in inches.
2. Metric equivalents are given for information only.
3. The Part or Identifying Number (PIN) shall consist of the MS sheet number plus the length dash number. When a plain based belt is required, the dash (-) shall be deleted and code letter "P" shall be added. When a notched or cogged based belt is required, the dash shall be deleted and the code letter "C" shall be added. When grade "B" belts are required, the letter "B" shall be added after the length dash number. When a matched set of belts is required, a second dash number shall be included after the base, length, and grade dash number.
4. Oil-resistance, as specified in MIL-DTL-11040 when oil-resistance is specified, the PIN shall include the letter "R".
5. Belt lengths as specified in terms of effective length as measured in accordance with the acquisition specification. These lengths cannot be compared to inside or outside circumference measurements.
6. Plain and notched (cogged) base belts are completely interchangeable on most drives when a plain or notched (cogged) base belt is specifically required. The user shall forward to the procuring activity information to substantiate the particular base configuration drive configuration, pulley sizes, rpm of driver pulley, horsepower requirements of each driven pulley, ambient temperature in which belt must operate, item belt is used on, and other pertinent information.
7. MS51070 belts (MIL-DTL-11040) are a -65°F use (-54°C) belts if -65°F is not a requirement of the end item, do not use this specification conform to A-A-52155 belts.
8. For design feature purposes, this specification takes precedence over procurement documents referenced herein.
9. Referenced documents shall be of the issue in effect on date of invitations for bids, or request for proposal, except that referenced adopted industry documents shall give the date of the issue adopted.

Examples:

Single belt, option of plain, notched or cogged, grade A



Single belt, plain based, grade B

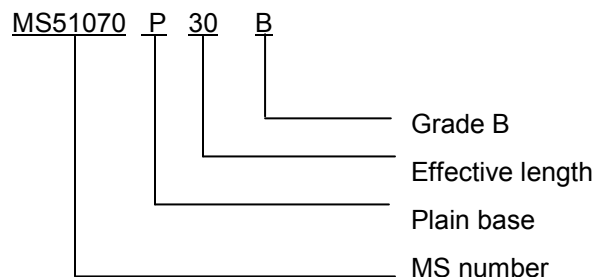
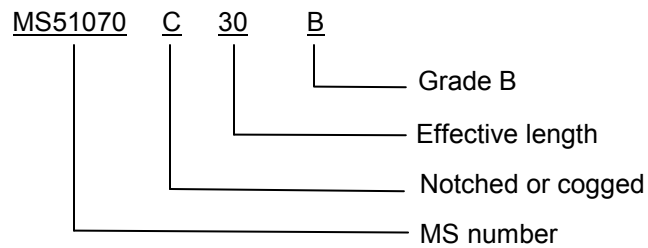


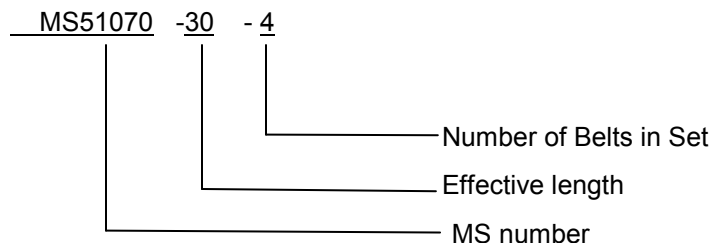
FIGURE 1. V, belt: engine accessory drive – Continued.

MS51070E

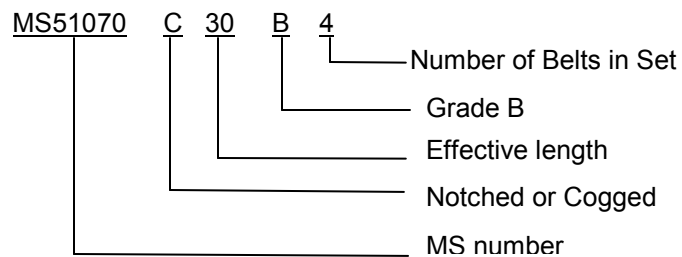
Single belt, notched or cogged base, grade B



Matched set of belt, option of plain, notched or cogged base, grade A



Matched set of belt, notched or cogged base, grade B



Single belt, option of plain, notched or cogged, grade A

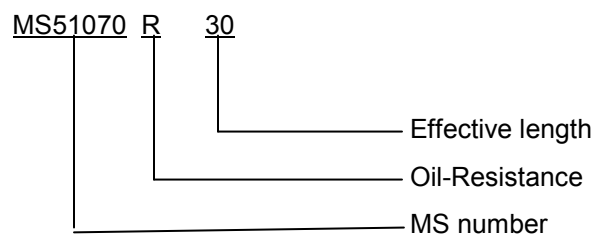


FIGURE 1. V, belt: engine accessory drive – Continued.

MS51070E

Single belt, plain base, grade B

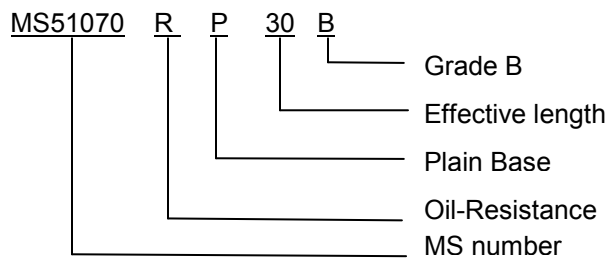


FIGURE 1. V, belt: engine accessory drive – Continued.

Dimensions: See figure 1.

Changes from previous issue. Marginal notations are not used in this revision to identify changes with respect to the previous issue due to the extent of the changes.

Referenced documents. In addition to MIL-DTL-11040, this document references the following:

A-A-52155

CONCLUDING MATERIAL

Custodians:
 Army - AT
 Navy - YD
 Air Force - 99
 DLA - CC

Preparing activity:
 DLA - CC

(Project 3030-2008-009)

Review activities:
 Army - AR
 Navy - AS, MC, SH

NOTE: The activities listed above were interested in this document as of the date of this document. Since organizations and responsibilities can change, you should verify the currency of the information above using the ASSIST Online database at <http://assist.daps.dla.mil>.