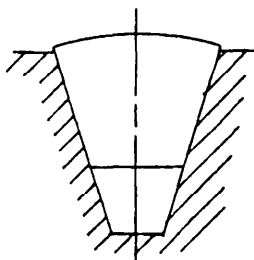


FED. SUP CLASS  
3030

1 INCH ACCESSORY DRIVE BELTS ARE NOT  
RECOMMENDED FOR NEW DESIGN.



DASH NO	EFFECTIVE LENGTH		DASH NO	EFFECTIVE LENGTH		DASH NO.	EFFECTIVE LENGTH		DASH NO.	EFFECTIVE LENGTH	
	INCHES	MM		INCHES	MM		INCHES	MM		INCHES	MM
-28	28	711.2	-39	39	990.6	-50	50	1270.0	-62	62	1574.8
-29	29	736.6	-40	40	1016.0	-51	51	1295.4	-64	64	1625.6
-30	30	762.0	-41	41	1041.4	-52	52	1320.8	-66	66	1676.4
-31	31	787.4	-42	42	1066.8	-53	53	1346.2	-68	68	1727.2
-32	32	812.8	-43	43	1092.2	-54	54	1371.6	-70	70	1778.0
-33	33	838.2	-44	44	1117.6	-55	55	1397.0	-72	72	1828.8
-34	34	863.6	-45	45	1143.0	-56	56	1422.4	-74	74	1879.6
-35	35	889.0	-46	46	1168.4	-57	57	1447.8	-76	76	1930.4
-36	36	914.4	-47	47	1193.8	-58	58	1473.2	-78	78	1981.2
-37	37	939.8	-48	48	1219.2	-59	59	1498.6	-80	80	2032.0
-38	38	965.2	-49	49	1244.6	-60	60	1524.0			

- NOTES: 1. DIMENSIONS IN INCHES AND MILLIMETERS (MM).
2. THE MS PART NUMBER SHALL CONSIST OF THE MS SHEET NUMBER PLUS THE LENGTH DASH NUMBER. WHEN A PLAIN BASED BELT IS REQUIRED, THE DASH (-) SHALL BE DELETED AND THE CODE LETTER "P" SHALL BE ADDED. WHEN A NOTCHED OR COGGED BASED BELT IS REQUIRED, THE DASH SHALL BE DELETED AND THE CODE LETTER "C" SHALL BE ADDED. WHEN GRADE "B" BELTS ARE REQUIRED, THE LETTER "B" SHALL BE ADDED AFTER THE LENGTH DASH NUMBER. WHEN A MATCHED SET OF BELTS IS REQUIRED, A SECOND DASH NUMBER SHALL BE INCLUDED AFTER THE BASE, LENGTH, AND GRADE DASH NUMBER.

EXAMPLES:

SINGLE BELT, OPTION OF PLAIN, NOTCHED OR COGGED, GRADE A

MS 51070-30

└─ EFFECTIVE LENGTH  
└─ MS SHEET NUMBER

SINGLE BELT, PLAIN BASE, GRADE B

MS 51070P30B

└─ GRADE B  
└─ EFFECTIVE LENGTH  
└─ PLAIN BASE  
└─ MS SHEET NUMBER

ENTIRE STANDARD REVISED

REVIEW ACTIVITIES: AT, CS  
USER ACTIVITIES: MC, GL

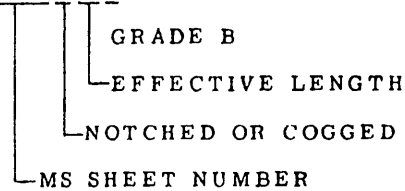
THIS MILITARY STANDARD IS APPROVED FOR USE BY ALL DEPARTMENTS AND AGENCIES OF THE DEPARTMENT OF DEFENSE. SELECTION FOR ALL NEW ENGINEERING AND DESIGN APPLICATIONS AND FOR REPETITIVE USE SHALL BE MADE FROM THIS DOCUMENT.

APPROVED 19 MAY 1958 REVISED (A) 1 MAY 1969 (B) 5 NOVEMBER 1969 (C) 13 SEPTEMBER 1976 (D) 26 JANUARY 1981

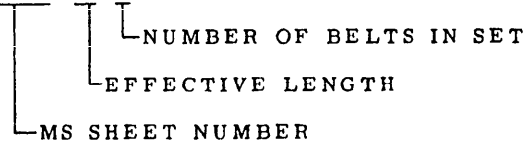
P.A. ME Other Cust AF-99	INTERNATIONAL INTEREST ABCA 63	TITLE <b>BELTS, V: ENGINE ACCESSORY DRIVE (1 INCH NOMINAL WIDTH).</b>	<b>MILITARY STANDARD</b> <b>MS 51070</b>
PROCUREMENT SPECIFICATIONS MIL-B-11040		SUPERSEDES:	SHEET 1 OF 3

SINGLE BELT, NOTCHED OR COGGED BASE, GRADE B

MS 51070C30B

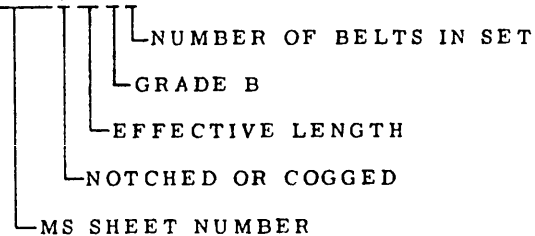
MATCHED SET OF BELTS OPTION OF PLAIN, NOTCHED OR COGGED,  
GRADE A

MS 51070-30-4



MATCHED SET OF BELTS, NOTCHED OR COGGED, GRADE B

MS 51070C30B4

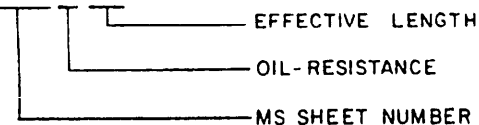


- 3 OIL-RESISTANCE. SEE APPLICABLE PARAGRAPH IN MIL-B-11040. WHEN OIL-RESISTANCE IS SPECIFIED THE PART NUMBER SHALL INCLUDE THE LETTER "R".

EXAMPLES.

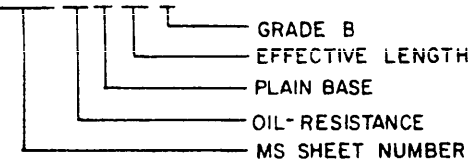
SINGLE BELT, OPTION OF PLAIN, NOTCHED OR COGGED, GRADE A

MS 51070 R 30



SINGLE BELT, PLAIN BASE, GRADE B

MS 51070 R P 30 B



APPROVED 19 MAY 1958 REVISED (D) FOR CHANGES SEE SHEETS 1, 2 AND 3

P.A. ME Other Cust AF-99	INTERNATIONAL INTEREST ABCA 63	TITLE <b>BELTS, V: ENGINE ACCESSORY DRIVE (1 INCH NOMINAL WIDTH).</b>	<b>MILITARY STANDARD</b> <b>MS 51070</b>
REQUIREMENT SPECIFICATIONS SUPERSEDES:			SHEET OF

FED. SUP CLASS  
3030

- 4 BELT LENGTHS AS SPECIFIED IN THE ABOVE TABLE ARE IN TERMS OF EFFECTIVE LENGTH AS MEASURED IN ACCORDANCE WITH THE ACQUISITION SPECIFICATION THESE LENGTHS CANNOT BE COMPARED TO INSIDE OR OUTSIDE CIRCUMFERENCE MEASUREMENTS
- 5 PLAIN AND NOTCHED (COGGED) BASE BELTS ARE COMPLETELY INTERCHANGEABLE ON MOST DRIVES. WHEN A PLAIN OR A NOTCHED (COGGED) BASE BELT IS SPECIFICALLY REQUIRED, THE USER SHALL FORWARD TO THE PROCURING ACTIVITY INFORMATION TO SUBSTANTIATE THE PARTICULAR BASE CONFIGURATION: DRIVE CONFIGURATION, PULLEY SIZES, R.P.M. OF DRIVER PULLEY, HORSEPOWER REQUIREMENTS OF EACH DRIVEN PULLEY, AMBIENT TEMPERATURE IN WHICH BELT MUST OPERATE, ITEM BELT IS USED ON, AND OTHER PERTINENT INFORMATION.
- 6 MS 51070 BELTS (MIL-B-11040) ARE MINUS 65°F (MINUS 54°C) BELTS IF MINUS 65°F IS NOT A REQUIREMENT OF THE END ITEM DO NOT USE THIS MS, USE ZZ-B-190 BELTS.
- 7 FOR DESIGN FEATURE PURPOSES, THIS STANDARD TAKES PRECEDENCE OVER PROCUREMENT DOCUMENTS REFERENCED HEREIN.
- 8 REFERENCED DOCUMENTS SHALL BE OF THE ISSUE IN EFFECT ON DATE OF INVITATIONS FOR BIDS, OR REQUEST FOR PROPOSAL, EXCEPT THAT REFERENCED ADOPTED INDUSTRY DOCUMENTS SHALL GIVE THE DATE OF THE ISSUE ADOPTED
- 9 CERTAIN PROVISIONS (EFFECTIVE BELT LENGTH) OF THIS STANDARD ARE SUBJECT OF INTERNATIONAL STANDARDIZATION AGREEMENT (ABCA 63). WHEN CHANGE NOTICE, REVISION, OR CANCELLATION OF THIS DOCUMENT IS PROPOSED WHICH WILL AFFECT OR VIOLATE THE INTERNATIONAL AGREEMENT CONCERNED, THE PREPARING ACTIVITY WILL TAKE APPROPRIATE RECONCILIATION ACTION THROUGH INTERNATIONAL STANDARDIZATION CHANNELS, INCLUDING DEPARTMENTAL STANDARDIZATION OFFICES, IF REQUIRED

APPROVED 19 MAY 1958 REVISED (D) FOR CHANGES SEE SHEETS 1, 2 AND 3

P A ME Other Cust AF-99	INTERNATIONAL INTEREST ABCA 63	TITLE BELT, V: ENGINE ACCESSORY DRIVE (1 INCH NOMINAL WIDTH).	MILITARY STANDARD MS 51070
PROCUREMENT SPECIFICATION MIL-B-11040	SUPERSEDES	SHEET 3 OF 3	