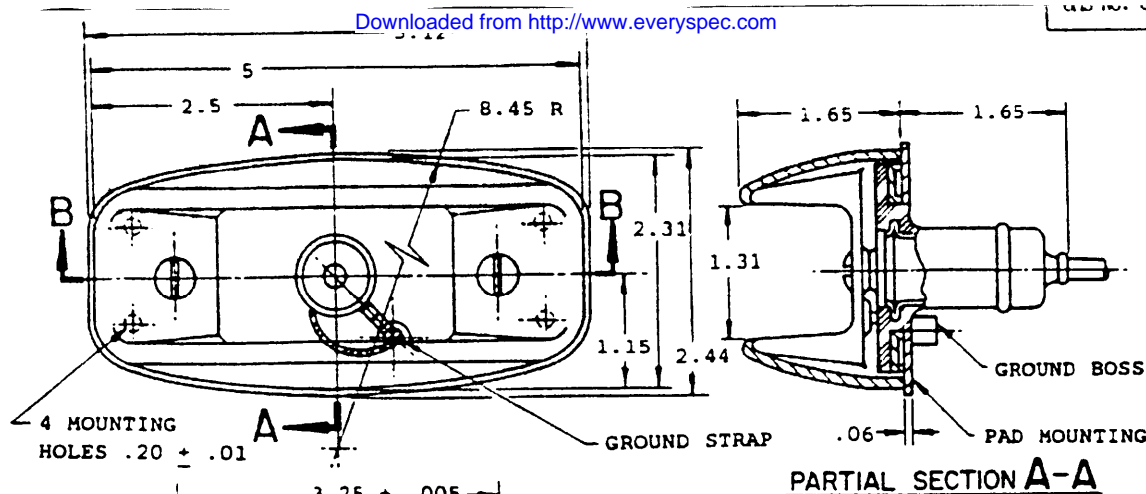
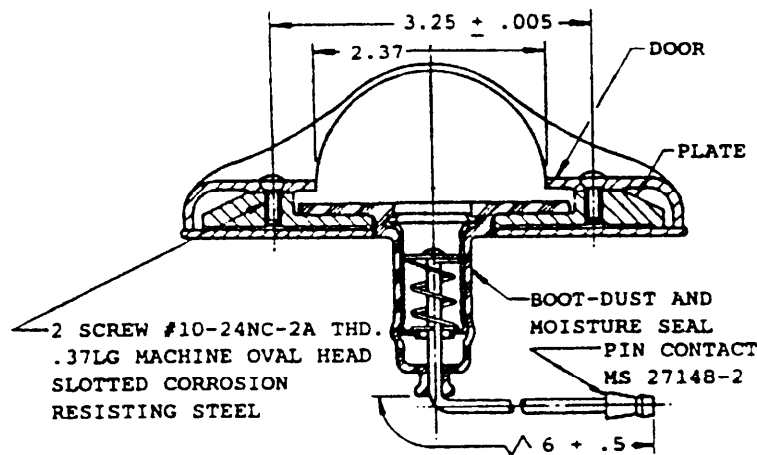


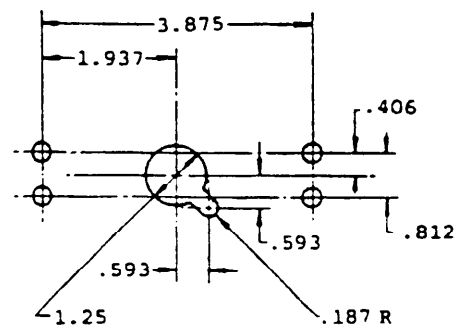
The requirements for acquiring the product(s) described herein shall consist of this specification sheet and the issue of the following specification listed in that issue of the D specified in the solicitation: MIL-L-3976



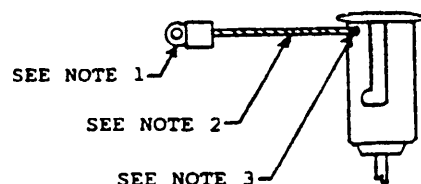
PARTIAL SECTION A-A



SECTION B-B



HOLE PATTERN



GROUNDING STRAP DETAIL

NOTES

1. STRAIGHT TYPE EYELET TERMINAL PER SAE A002.
2. BRAIDED COPPER WIRE 2 INCHES LONG PER QQ-B-575-36-0078.
3. GROUND STRAP SHALL BE SOLDERED SECURELY TO LAMP SOCKET PER QQ-S-571.
4. MOUNTING HOLE PATTERN AND CUTOUT SHAPE FOR BOOT AND GROUND BOSS IS SHOWN VIEWING FRONT OF LIGHT WHEN MOUNTED IN THE HORIZONTAL PLANE.
5. UNLESS OTHERWISE SPECIFIED, WALL THICKNESS SHALL BE .078, DRAFT ANGLE 2 DEGREES MAXIMUM.
6. DIMENSIONS ARE IN INCHES, UNLESS OTHERWISE SPECIFIED TOLERANCE: $\pm .015$.
7. FOR DESIGN FEATURE PURPOSES, THIS STANDARD TAKES PRECEDENCE OVER PROCUREMENT DOCUMENTS REFERENCED HEREIN.
8. REFERENCED DOCUMENTS SHALL BE OF THE ISSUE IN EFFECT ON DATE OF INVITATION FOR BID.
9. REVISION LETTERS ARE NOT USED TO DENOTE CHANGES DUE TO THE EXTENSIVENESS OF THE CHANGES.

Part No. MS35422-1 Former Part No. 7411847 INCH-POUND

PREPARING ACTIVITY:

CUSTODIANS: ARMY- AT NAVY-MC
AIR FORCE- 99 DLA-GS

REVIEW:

USER: ARMY-ME

PROJECT NUMBER: 6220-1076

MILITARY SPECIFICATION SHEET

TITLE:

LAMPHOLDER, LIGHT
MARKER, CLEARANCE

SPECIFICATION SHEET NUMBER:

MS35422C

15 DECEMBER 1993

SUPERSEDING:

MS35422B 27 JUNE 1977

AMSC-NA

FSC- 6220

DISTRIBUTION STATEMENT A. Approved for public release; distribution is unlimited.

Page 1 of 1

This specification is approved for use by all Departments and Agencies of the Department of Defense.