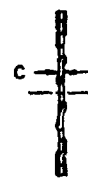
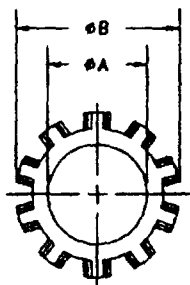
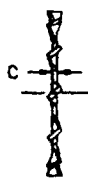
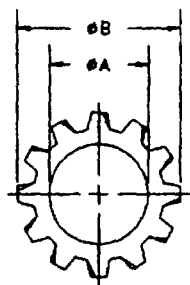


THE REQUIREMENTS FOR ACQUIRING THE PRODUCT(S) DESCRIBED HEREIN SHALL CONSIST OF THIS SPECIFICATION SHEET AND THE ISSUE OF THE FOLLOWING SPECIFICATION LISTED IN THAT ISSUE OF THE DODSS SPECIFIED IN THE SOLICITATION ASME B18.21.1

THIS SPECIFICATION IS APPROVED FOR USE BY ALL DEPARTMENTS AND AGENCIES OF THE DEPARTMENT OF DEFENSE



Form Approved
OMB No 0704-0188

ACCEPTABLE DESIGNS

TABLE 1.

NOMINAL SIZE	ØA INSIDE DIAMETER		ØB OUTSIDE DIAMETER		C THICKNESS		STEEL		TIN-BRASS OR PHOSPHOR BRONZE OPTIONAL		
							CARBON	CORROSION RESISTANT			
										CADMIUM OR ZINC PLATE (F)	PASSIVATED
	MAX	MIN	MAX	MIN	MAX	MIN	DASH NO	DASH NO	DASH NO		
#4	112	123	115	260	245	.019	.015	29	57	85	
#6	.138	.150	141	320	305	.022	.016	30	58	86	
#8	.164	.176	.168	381	365	.023	.018	31	59	87	
#10	180	.204	195	.410	395	.025	.020	32	60	88	
1/4	250	267	256	.510	494	.028	.023	33	61	89	
5/16	312	332	320	.610	.588	.034	.028	34	62	90	
3/8	.375	398	384	.694	670	.040	.032	35	63	91	
7/16	438	464	448	760	740	.040	.032	36	64	92	
1/2	.500	530	.513	.900	.880	.045	.037	37	65	93	
9/16	.562	.586	.578	985	.960	.045	.037	38	66	94	
5/8	.625	663	641	1 070	1 045	.050	.042	39	67	95	
3/4	.750	795	788	1 260	1 220	.055	.047	40	68	96	
7/8	.875	927	897	1 410	1 380	.060	.052	41	69	97	
1	1 000	1 060	1 025	1 620	1 590	.067	.059	42	70	98	

REQUIREMENTS.

- (F) 1 **MATERIAL.** Carbon Steel, Grade 1050 to 1064, hardness 40-50 HRC or equivalent
Corrosion-Resistant Steel, Composition 410
Tin-Bronze, (uns c42500)
Phosphor Bronze, composition A, hard, in accordance with procurement specification
- 2 **PROTECTIVE COATING.** Carbon steel - Cadmium plated in accordance with QQ-P-416, Type II, Class 2
(F) or Mechanically deposited Zinc in accordance with MIL-C-81562, Type II, Class 6
(F) Corrosion-resistant steel - Passivate in accordance with QQ-P-35
- 3 **PART NUMBER:** The MS part number consists of the MS number, plus the dash number. EXAMPLE: MS35335-29

- (F) 4 **PACKAGING.** Packaging shall be in accordance with ASTM D3951

NOTES.

- 1 All dimensions are in inches unless otherwise specified
- (F) 2 The number of teeth shall be at the option of the supplier
- 3 These lock washers shall be used with fasteners having heads large enough to contact lock washer teeth
- 4 MS35335 supersedes AN936 in part, MS16213 in part and BEAX7
- 5 In the event of a conflict between the text of this standard and the references cited herein, the text of this standard shall take precedence
- 6 Referenced government (or non-government) documents of the issue listed in that issue of the Department of Defense Index of Specifications and Standards (DoDSS) specified in the solicitation form a part of this standard to the extent specified herein.

(F) DENOTES CHANGE(S)

INCH-POUND (F)

PREPARING ACTIVITY DLA-IS CUSTODIANS ARMY- AR NAVY- AIR FORCE- 82 DLA- REVIEW AT, AV, GL, MI, YD, NSA USER: AS, ER, MC, ME, OS, YD PROJECT NUMBER 5310-1898	MILITARY SPECIFICATION SHEET TITLE WASHER, LOCK, FLAT-EXTERNAL TOOTH (F)	SPECIFICATION SHEET NUMBER MS35335 13 DEC 93 REV F SUPERSEDING MS35335 E 20 MAR 1972 (SEE NOTE 4) AMSC- N/A FSC 5310
DISTRIBUTION STATEMENT A. Approved for public release distribution is unlimited		Page 1 of 2

DD Form 672, MAY 88

PREVIOUS EDITIONS ARE OBSOLETE

THE REQUIREMENTS FOR ACQUIRING THE PRODUCT(S) DESCRIBED HEREIN SHALL CONSIST OF THIS SPECIFICATION SHEET AND THE ISSUE OF THE FOLLOWING SPECIFICATION LISTED IN THAT ISSUE OF THE DODSS SPECIFIED IN THE SOLICITATION ASME B18 21.1

THIS SPECIFICATION IS APPROVED FOR USE BY ALL DEPARTMENTS AND AGENCIES OF THE DEPARTMENT OF DEFENSE

Form Approved
OMB No 0704-0188

INTERCHANGEABILITY TABLE

The following dash numbers of MS35335 and AN936 are cancelled after 5 DEC 1963
The following dash numbers of MS18213 are cancelled after 7 DEC 1967 The cancelled washers cannot always replace the new washers and should be used until existing stocks are depleted Use only the new washers for design and engineering Replacement shall be in accordance with this table

TABLE II

PART NUMBERS										
CANCELLED			NEW			CANCELLED			NEW	
AN936	MS35335	MS35335	AN936	MS35335	MS35335	AN936	MS18213	MS35335	MS35335	
B3	--	**	B716	8	36	B38	--	--	**	
B4	1	29	--	22	36	B48	71	71	85	
--	15	29	--	50	36	B68	72	72	86	
--	43	29	--	9	37	B88	73	73	87	
B6	2	30	B816	23	37	B108	74	74	88	
--	16	30	--	51	37	B4168	75	75	89	
--	44	30	B916	10	38	B5168	76	76	90	
B8	3	31	--	24	38	B6168	77	77	91	
--	17	31	--	52	38	B7168	78	78	92	
--	45	31	B1016	11	39	--	79	79	93	
B10	4	32	--	25	39	--	--	80	94	
--	18	32	--	53	39	--	81	81	95	
--	46	32	B1216	12	40	--	82	82	96	
B416	5	33	--	26	40	--	83	83	97	
--	19	33	--	54	40	--	84	84	98	
--	47	33	B1416	13	41					
B516	6	34	--	27	41					
--	20	34	--	55	41					
--	48	34	B1616	14	42					
B616	7	35	--	28	42					
--	21	35	--	56	42					
--	49	35								

** No replacement

PREPARING ACTIVITY DLA-15 CUSTODIANS ARMY- AR NAVY- AIR FORCE- 82 DLA- REVIEW AT, AV, GL, MI, YD, NSA USER AS, ER, MC, ME, OS, YD PROJECT NUMBER 5310-1898	MILITARY SPECIFICATION SHEET TITLE WASHER, LOCK, FLAT-EXTERNAL TOOTH <div style="text-align: center;">(F)</div>	SPECIFICATION SHEET NUMBER MS35335 13 DEC 83 REV F SUPERSEDING MS35335 E 20 MAR 1972 (SEE NOTE 4) AMSC- N/A FSC 5310
DISTRIBUTION STATEMENT A. Approved for public release distribution is unlimited		Page <u>2</u> of <u>2</u>