

INCH-POUND

MS3474J
 1 March 2007
 SUPERSEDING
 MS3474H
 19 December 1994

DETAIL SPECIFICATION SHEET

CONNECTORS, RECEPTACLE, ELECTRICAL, SERIES II, CRIMP TYPE,
 REAR MOUNTING JAM NUT, BAYONET COUPLING, CLASSES A, L AND W

Reactivated after 1 March 2007 and may be used
 for new and existing designs and acquisitions.

This specification is approved for use by all Departments and
 Agencies of the Department of Defense.

The requirements for acquiring the product described herein
 shall consist of this specification sheet and MIL-DTL-26482.

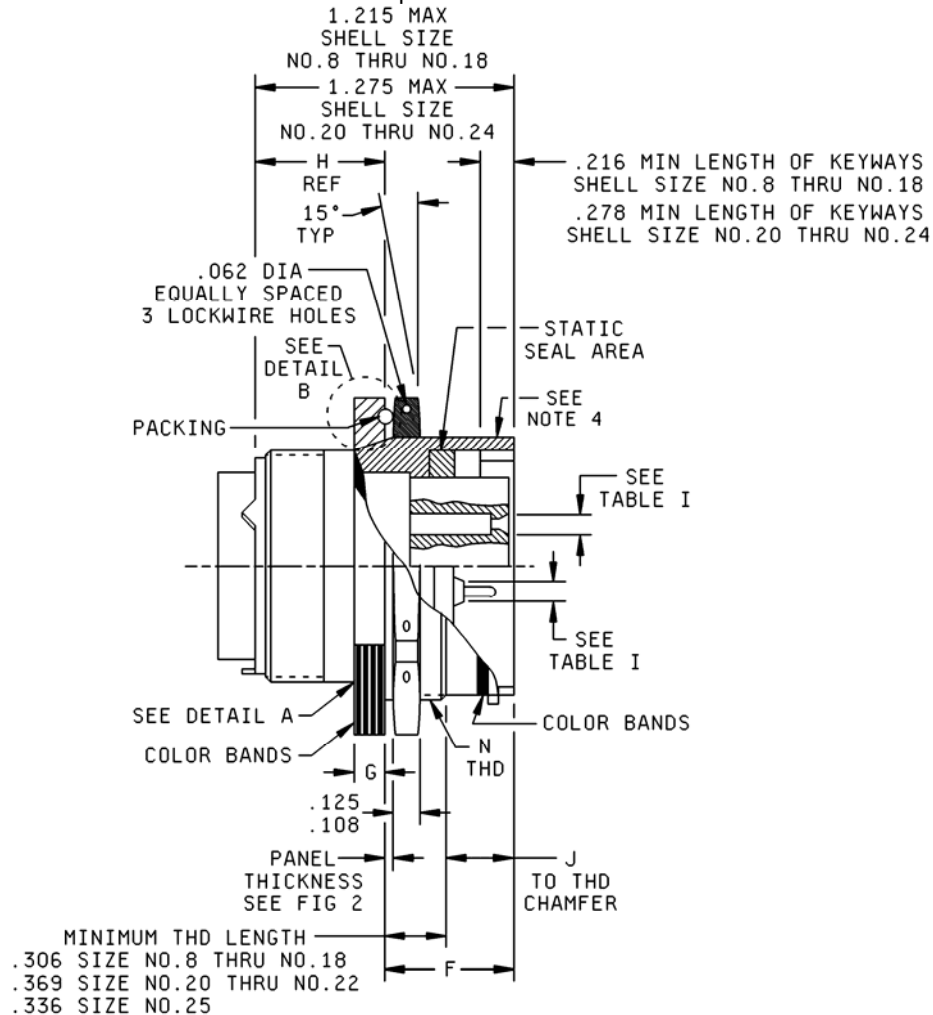


FIGURE 1. Receptacle, classes A, L and W, dimensions and configurations.

MS3474J

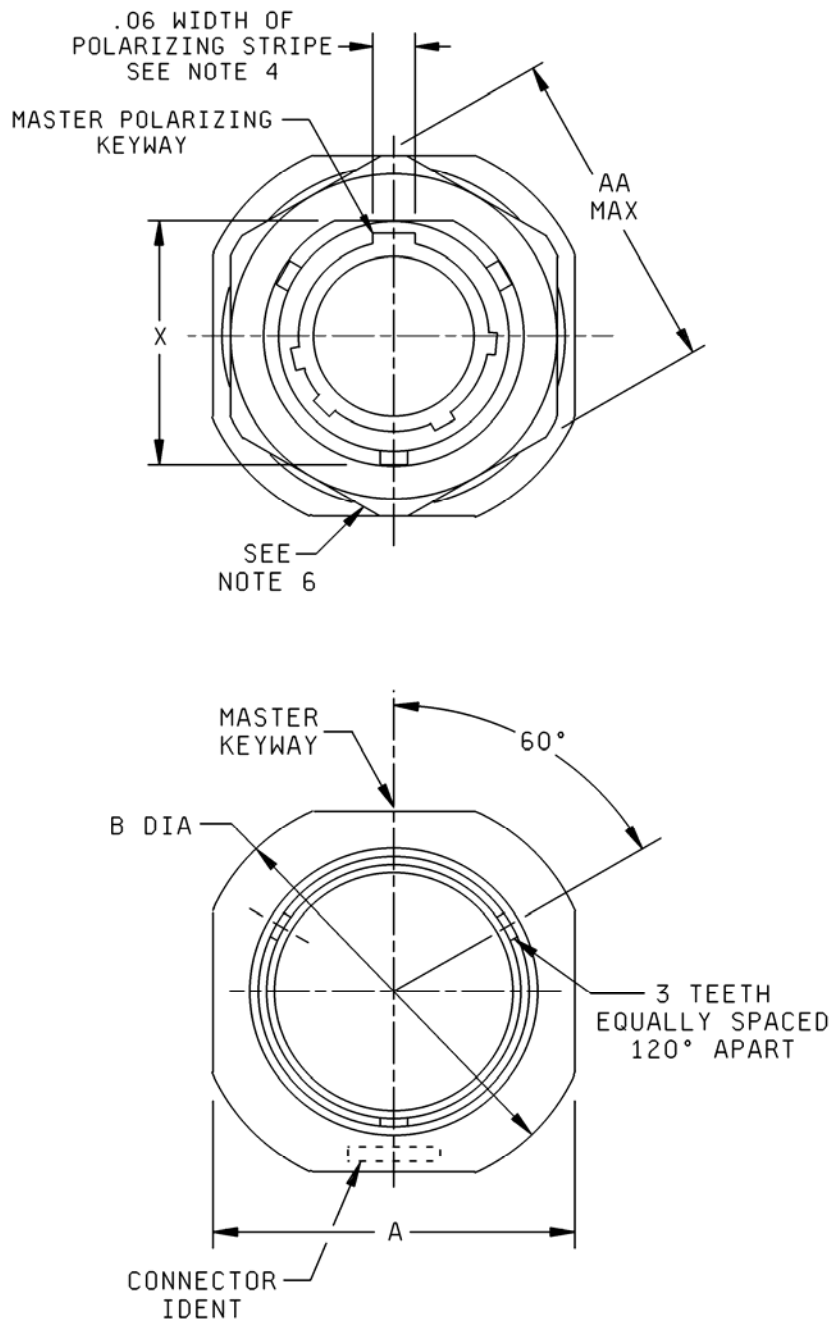
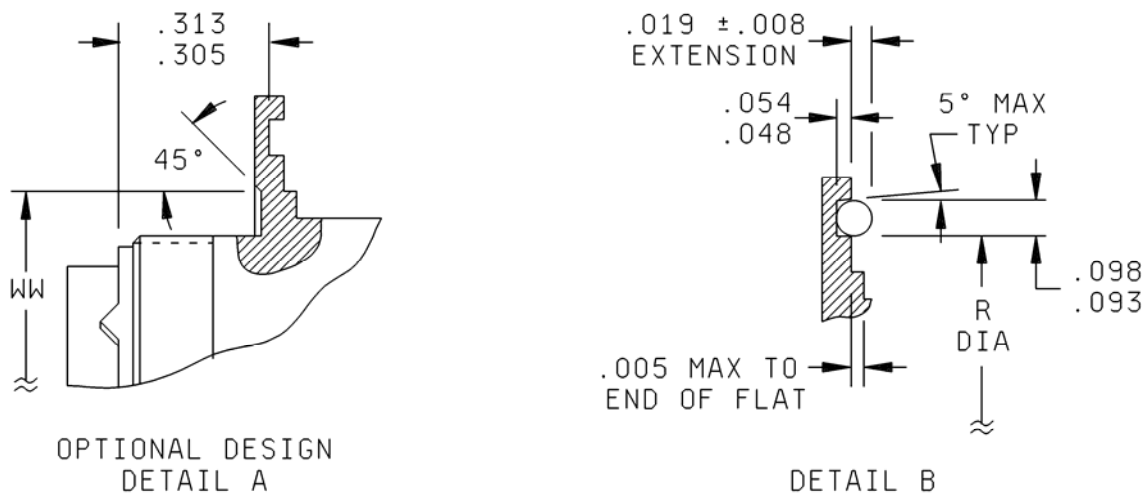


FIGURE 1. Receptacle, classes A, L and W, dimensions and configurations - Continued.

MS3474J



Shell size	A	B	F	G	H	J
8	.954 (24.23) .923 (23.44)	1.078 (27.38) 1.047 (26.59)	.707 (17.95) .658 (17.61)	.113 (2.87) .086 (2.19)	.524 (13.31)	.378 (9.60) .346 (8.79)
10	1.078 (27.38) 1.047 (26.59)	1.203 (30.56) 1.172 (29.77)	.707 (17.95) .658 (17.61)	.113 (2.87) .086 (2.19)	.524 (13.31)	.378 (9.60) .346 (8.79)
12	1.266 (32.16) 1.235 (31.37)	1.391 (35.33) 1.360 (34.54)	.707 (17.95) .658 (17.61)	.113 (2.87) .086 (2.19)	.524 (13.31)	.378 (9.60) .346 (8.79)
14	1.391 (35.33) 1.360 (34.54)	1.516 (38.58) 1.485 (37.72)	.707 (17.95) .658 (17.61)	.113 (2.87) .086 (2.19)	.524 (13.31)	.378 (9.60) .346 (8.79)
16	1.516 (38.51) 1.485 (37.72)	1.641 (41.68) 1.610 (40.89)	.707 (17.95) .658 (17.61)	.113 (2.87) .086 (2.19)	.524 (13.31)	.378 (9.60) .346 (8.79)
18	1.641 (41.68) 1.610 (40.89)	1.766 (44.86) 1.735 (44.07)	.707 (17.95) .658 (17.61)	.113 (2.87) .086 (2.19)	.524 (13.31)	.378 (9.60) .346 (8.79)
20	1.828 (46.63) 1.797 (45.64)	1.954 (49.63) 1.923 (48.84)	.772 (19.61) .721 (18.31)	.148 (3.76) .096 (2.44)	.521 (13.23)	.378 (9.60) .346 (8.79)
22	1.954 (49.63) 1.923 (48.84)	2.078 (52.78) 2.047 (51.99)	.772 (19.61) .721 (18.31)	.148 (3.76) .096 (2.44)	.521 (13.23)	.378 (9.60) .346 (8.79)
24	2.078 (52.78) 2.047 (51.99)	2.203 (55.96) 2.172 (55.17)	.772 (19.61) .721 (18.31)	.148 (3.76) .096 (2.44)	.521 (13.23)	.405 (10.29) .379 (9.63)

FIGURE 1. Receptacle, classes A, L and W, dimensions and configurations - Continued.

MS3474J

Shell size	N thread UNEF - 2A	R	X	AA	WW	Pin contact Max weight lbs (grams)	Socket contact Max weight lbs (grams)
8	.5625-24	.609 (15.47)	.525 (13.34)	.767 (19.48)	.570 (14.48) .566 (14.38)	.0224 (10.17)	.0296 (13.44)
10	.6875-24	.734 (18.64)	.650 (16.51)	.892 (22.66)	.693 (17.60) .689 (17.50)	.0342 (15.53)	.0358 (16.25)
12	.875-20	.921 (23.39)	.813 (20.55)	1.079 (27.41)	.868 (22.05) .864 (21.95)	.0497 (22.56)	.0528 (23.97)
14	1.000-20	1.046 (26.57)	.937 (23.80)	1.205 (30.61)	.994 (25.25) .988 (25.10)	.0621 (28.19)	.0673 (30.55)
16	1.125-18	1.171 (29.74)	1.061 (26.95)	1.329 (33.76)	1.122 (28.50) 1.116 (28.35)	.0766 (34.77)	.0858 (38.95)
18	1.250-18	1.296 (32.92)	1.186 (30.12)	1.455 (36.96)	1.238 (31.45) 1.232 (31.29)	.0899 (40.81)	.1003 (45.53)
20	1.375-18	1.484 (37.69)	1.311 (33.30)	1.579 (40.11)	1.364 (34.65) 1.359 (34.52)	.1153 (52.34)	.1280 (58.11)
22	1.500-18	1.609 (40.87)	1.436 (36.47)	1.705 (43.81)	1.492 (37.90) 1.482 (37.64)	.1336 (60.65)	.1495 (67.87)
24	1.625-18	1.734 (44.04)	1.561 (39.65)	1.829 (46.46)	1.617 (41.07) 1.607 (40.82)	.1578 (71.64)	.1777 (80.67)

Inches	mm	Inches	mm	Inches	mm	Inches	mm
.005	.13	.060	1.50	.216	5.49	.336	8.53
.008	.20	.062	1.57	.278	7.06	.369	9.37
.019	.48	.093	2.36	.305	7.75	1.215	30.86
.048	1.22	.108	2.74	.306	7.77	1.275	32.39
.054	1.37	.125	3.18	.313	1.95		

NOTES:

1. Dimensions are in inches.
2. Metric equivalents are given for information only.
3. Unless otherwise specified, dimensional tolerances shall be $.XX \pm .01$, $.XXX .005$. Angular tolerances shall be $\pm 1^\circ$.
4. Polarizing stripe, color optional.
5. Class E is cancelled and replaced by class L.
6. MS3186 Hex nut may be substituted, provided .125/.108 thickness requirement is satisfied.
7. Color bands: $0.070 \pm .031$ wide, color blue. Band location must be such that it is visible when mounted.

FIGURE 1. Receptacle, classes A, L and W, dimensions and configurations - Continued.

MS3474J

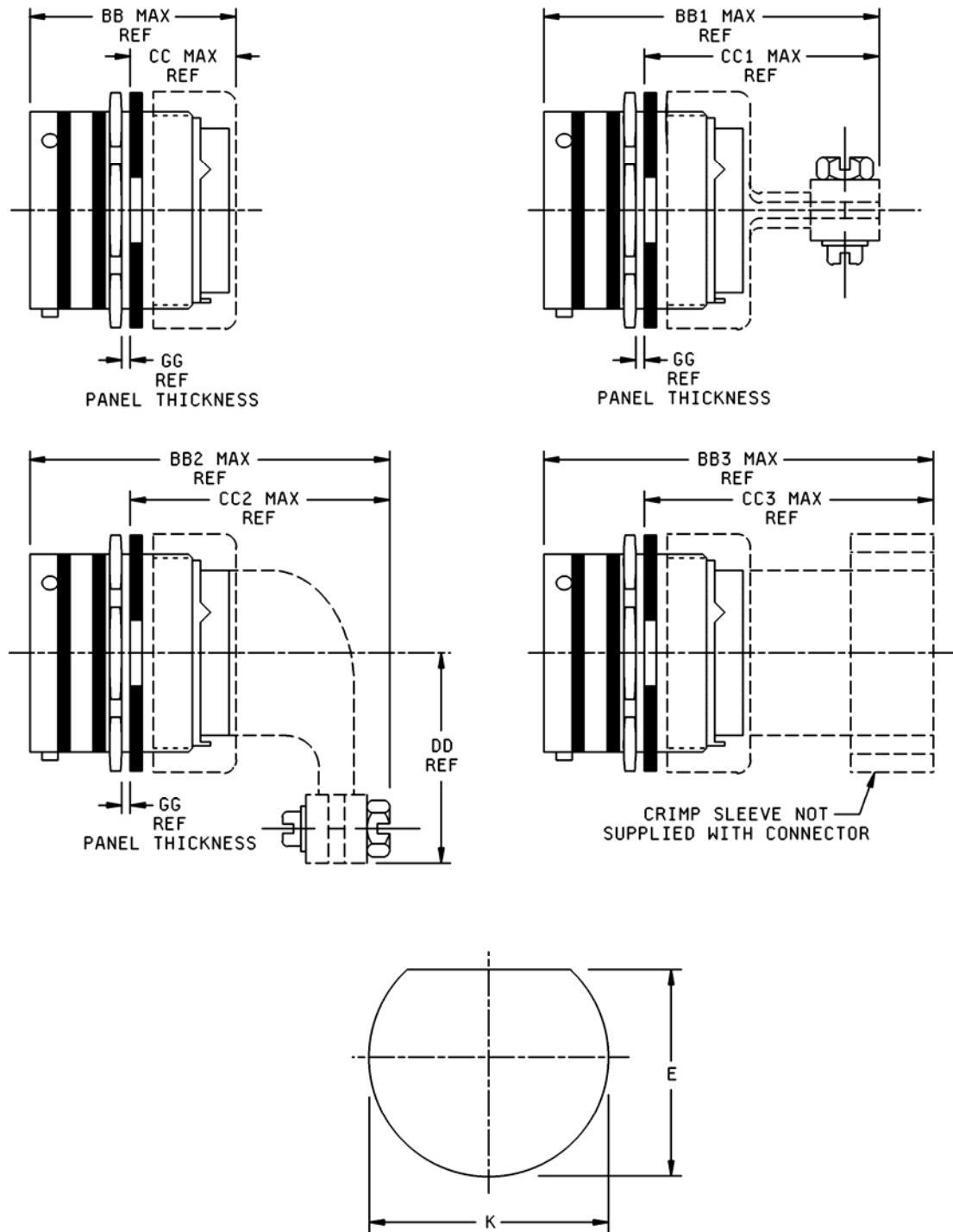


FIGURE 2. Receptacle, classes A, L and W, backshell.

MS3474J

Shell size	E	K	BB	BB1	BB2	BB3	CC
8	.536 (13.61)	.572 (15.53)	1.492 (37.90)	1.842 (46.79)	2.115 (53.72)	2.339 (59.41)	.801 (20.35)
10	.661 (16.79)	.697 (17.70)	1.492 (37.90)	1.842 (46.79)	2.115 (53.72)	2.339 (59.41)	.801 (20.35)
12	.824 (20.93)	.895 (22.73)	1.492 (37.90)	1.842 (46.79)	2.250 (57.12)	2.339 (59.41)	.801 (20.35)
14	.948 (24.08)	1.010 (25.65)	1.492 (37.90)	2.077 (52.76)	2.340 (59.44)	2.339 (59.41)	.801 (20.35)
16	1.072 (27.23)	1.135 (28.83)	1.492 (37.90)	2.077 (52.76)	2.475 (62.87)	2.339 (59.41)	.801 (20.35)
18	1.197 (30.40)	1.260 (32.00)	1.492 (37.90)	2.077 (52.76)	2.574 (65.38)	2.339 (59.41)	.801 (20.35)
20	1.322 (33.58)	1.385 (35.18)	1.522 (39.42)	2.137 (54.38)	2.767 (70.28)	2.397 (60.88)	.798 (20.27)
22	1.447 (36.75)	1.510 (38.35)	1.522 (39.42)	2.137 (54.38)	2.890 (73.41)	2.397 (60.88)	.798 (20.27)
24	1.572 (39.93)	1.635 (41.53)	1.522 (39.42)	2.137 (54.38)	3.012 (76.50)	2.397 (60.88)	.798 (20.27)

FIGURE 2. Receptacle, classes A, L and W, backshell - Continued.

MS3474J

Shell size	CC1	CC2	CC3	DD	GG
8	1.151 (29.24)	1.424 (36.17)	1.648 (41.86)	.830 (21.08)	.187 (4.75) .062 (1.57)
10	1.151 (29.24)	1.424 (36.17)	1.648 (41.86)	.880 (22.35)	.187 (4.75) .062 (1.57)
12	1.151 (29.24)	1.559 (39.60)	1.648 (41.86)	.950 (24.13)	.187 (4.75) .062 (1.57)
14	1.386 (35.20)	1.649 (41.88)	1.648 (41.86)	1.010 (25.65)	.187 (4.75) .062 (1.57)
16	1.386 (35.20)	1.784 (45.31)	1.648 (41.86)	1.070 (27.18)	.187 (4.75) .062 (1.57)
18	1.386 (35.20)	1.883 (47.83)	1.648 (41.86)	1.130 (28.70)	.187 (4.75) .062 (1.57)
20	1.383 (35.13)	2.013 (51.13)	1.645 (41.78)	1.190 (30.23)	.250 (6.35) .062 (1.57)
22	1.383 (35.13)	2.136 (54.25)	1.645 (41.78)	1.260 (32.00)	.250 (6.35) .062 (1.57)
24	1.383 (35.13)	2.258 (57.35)	1.645 (41.78)	1.320 (33.53)	.219 (5.56) .062 (1.57)

NOTES:

1. Dimensions are in inches. Metric equivalents are given for information only.
2. Metric equivalents are given for information only.
3. Unless otherwise specified, tolerances are $\pm .005$ (0.13 mm) for 3 place decimals, and $\pm .01$ (0.3 mm) for 2 place decimals, angular tolerances are $\pm 1^\circ$.

FIGURE 2. Receptacle, classes A, L and W, backshell - Continued.

MS3474J

TABLE I. Insert arrangements requiring reduced diameters for raised seal barriers or lead-in chamfer on outer row of contact cavities.

Shell size	Insert arrangement	Contact cavities
8	-33 & -98	A, B, C.
12	-10	C, G.
14	-9	A, B, C, D, E, F, G, H, J
14	-12	A, B, C, D, E, F, G, H.
14	-18	A, C, E, G, J, L.
14	-19	B, D, F, H, K, M.
16	-26	A, B, C, D, E, F, G, H, J, K, L, M, N, P, R.
18	-32	A, B, C, D, E, F, G, H, J, K, L, M, N, P, R, S, T.
22	-41	A, B, C, D, E, F, G, H, J, K, L, M, N, P, R, S, T, U, V, W, X, Y.

REQUIREMENTS:

Dimensions and configuration: See figures 1 and 2 and table I.

Mating connector: This connector mates with MS3475 and MS3476.

For insert arrangement: See MIL-STD-1669.

For connector accessories see SAE-AS85049.

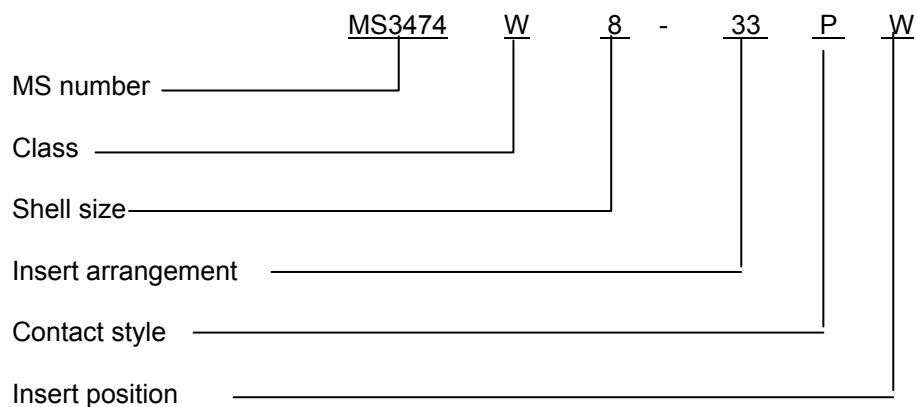
Connector assembly must be used with a backshell. Backshells must be acquired separately.

Connector identification marking shall be in accordance with MIL-DTL-26482.

Intermateability and rear accessory interchangeability dimensions shall be in accordance with MIL-DTL-26482.

This MS sheet supersedes MS3114K, MIL-C-83723/5C and MIL-C-83723/6C.

Part or Identifying Number (PIN) example:



MS3474J

Changes from previous issue. Marginal notations are not used in this revision to identify changes with respect to the previous issue due to the extent of the changes.

Referenced documents. In addition to MIL-DTL-26482, this document references the following:

MS3186
MS3475
MS3476
MIL-STD-1669
SAE-AS85049

CONCLUDING MATERIAL

Custodians:

Army - CR
Navy - AS
Air Force - 11
NASA - NA
DLA - CC

Preparing activity:
DLA - CC

(Project 5935-4656-015)

Review activities:

Army - AR, AV
Navy - EC, MC, SH
Air Force - 99

NOTE: The activities listed above were interested in this document as of the date of this document. Since organizations and responsibilities can change, you should verify the currency of the information above using the ASSIST Online database at <http://assist.daps.dla.mil>.