

User activities: Army, AV
Navy
Air Force

Reviewer activities: Army, EL, MU, MI
Navy, SH, EC
Air Force, 11, 17

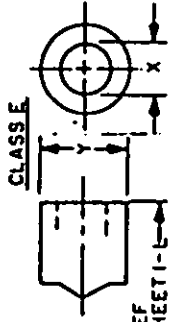
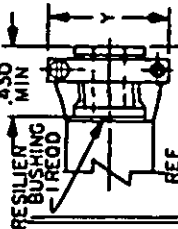
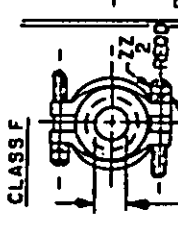
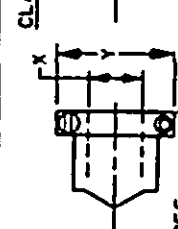
This military standard is approved for use by all Departments and Agencies of the Department of Defense. Selection for all new engineering and design applications and for repetitive use shall be made from this document.

FED. SUP CLASS 5935						
Classes E, F, J and P plugs						
Size	A Max length side	B Dia ±.020 across flange corners	F +.031 -.000 Mtg flange location	G ±.016 Thk flange	N UNEF-2A accessory thread	R Max ID gasket
8	.828	.938	.400	.094	.4375-28	.329
10	.954	1.062			.5625-24	.457
12	1.047	1.156			.6875-24	.564
14	1.141	1.250			.8125-20	.689
16	1.234	1.344			.9375-20	.814
18	1.328	1.438	.535	.115	1.0625-18	.907
20	1.433	1.562			1.1875-18	1.039
22	1.578	1.688			1.3125-18	1.164
24	1.703	1.812			1.4375-18	1.289
<p>NOTES:</p> <ol style="list-style-type: none"> Dimensions are in inches. Packing material shall meet the requirements of MIL-STD-417. True position (TP) tolerances specified are in accordance with ANSI Y14.5-1973. Interchangeability dimensions shall be in accordance with MIL-C-26482. For insert arrangements see MIL-STD-1669. For design feature purposes, this standard takes precedence over procurement documents referenced herein. Referenced documents shall be of the issue in effect on date of invitations for bid. Example of part number: 						
<p>MS3111 F 12 - 3 P W</p> <p>MS number Class Size Insert arrangement Contact style Alternate insert position</p>						
<p>9. NOT FOR AIR FORCE USE, USE MS3476. © FOR CHANGES SEE SHEET 2</p>						
P.A Navy - AS		International interest		TITLE CONNECTORS, PLUG, ELECTRIC, SERIES 1, SOLDER TYPE, CABLE CONNECTING, BAYONET COUPLING		MILITARY STANDARD
Other Cust Army - EL AF - 85						MS 3111
Procurement Specification MIL-C-26482		SUPERSEDES:				SHEET 1 OF 2

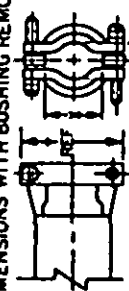
This military standard is approved for use by all Departments and Agencies of the Department of Defense. Selection for all new engineering and design applications and for repetitive use shall be made from this document.

Reviewer activities: Army EL, MU, MI
Navy SH, EC
Air Force 11, 17

Use activities: Army AV
Navy
Air Force

P.A. Navy - AS		International		TITLE		MILITARY STANDARD	
Other Cus: Army - EL AF - 85		/		CONNECTORS, PLUG, ELECTRIC, SERIES 1, SOLDER TYPE, CABLE CONNECTING, BAYONET COUPLING		MS 3111	
Procurement Specification MIL-C-26482		SUPERSEDES:				SHEET 2 OF 2	
 CLASS E REF SHEET 1-L		 CLASS F REF SHEET 1-L		 CLASS J REF SHEET 1-L		 CLASS P REF SHEET 1-L	
SIZE	L MAX OVER-ALL LENGTH	I DIA MIN ID	Y DIA MAX OD	L MAX OVER-ALL LENGTH	V MAX CLOSED	Y DIA MAX	PP MIN
8		.259	.608		.137	.828	.950
10		.359	.714		.187	.891	
12		.469	.828		.281	1.016	
14	1.328	.589	.944		.345	1.141	
16		.717	1.110		.396	1.203	
18		.779	1.234		.456	1.303	
20	1.531	.901	1.360		.519	1.469	
22		1.009	1.484		.579	1.656	
24	1.594	1.123	1.610		.657	1.750	
SIZE	L MAX OVER-ALL LENGTH	I DIA MIN ID	Y DIA MAX OD	L MAX OVER-ALL LENGTH	V MAX CLOSED	Y DIA MAX	PP MIN
8		.125	.608		.137	.828	.950
10		.188	.714		.187	.891	
12		.312	.828		.281	1.016	
14		.375	.944		.345	1.141	
16		.500	1.110		.396	1.203	
18		.625	1.234		.456	1.303	
20		.625	1.360		.519	1.469	
22		.750	1.484		.579	1.656	
24		.800	1.610		.657	1.750	

FED. SUP CLASS
5835

DIMENSIONS WITH BUSHING REMOVED

 (g) USE NOTED BUSHING IF REMOVED
 OPERATING IS REQUIRED
 (h) LOCKWASHERS MAY BE CAPTIVE

APPROVED 7 Dec 65

REVISED (B) Entire standard revised (C) FOR CHANGES SEE SHEET 2