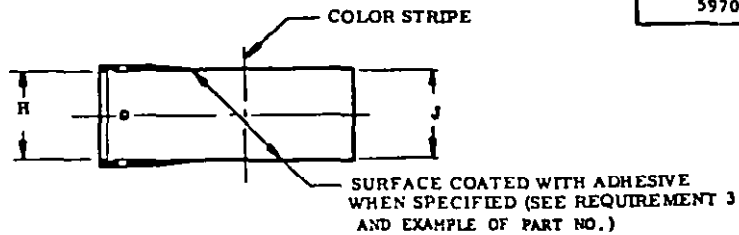
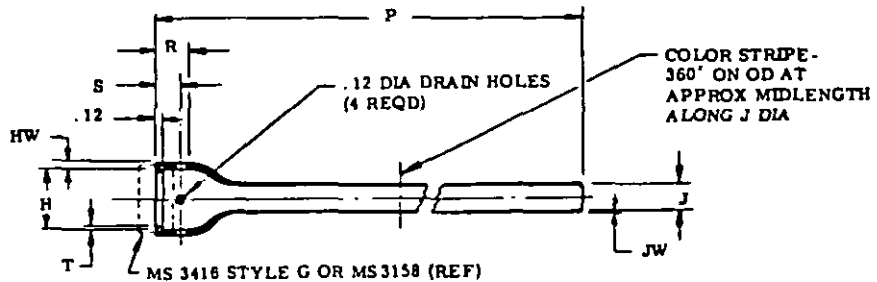


REVIEW ACTIVITIES:
NAVY-EC

AS SUPPLIED

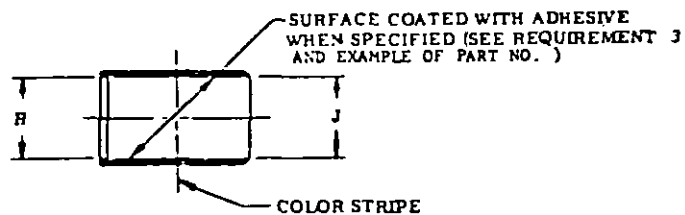


AS RECOVERED

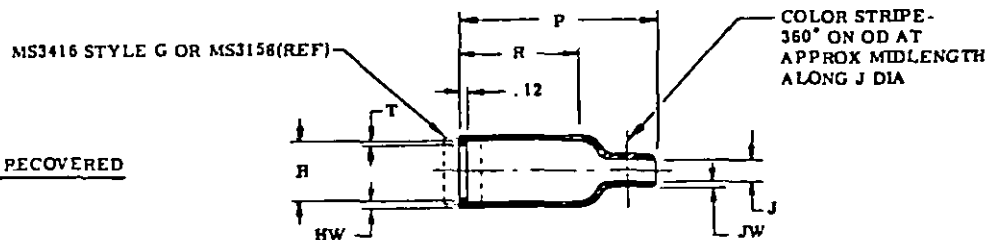


DASH NO. -01 THRU -10

AS SUPPLIED



AS RECOVERED



DASH NO. -11 THRU -18

NOTES:

1. DIMENSIONS IN INCHES.
2. FOR USE WITH MS3416 STYLE G AND MS3158 BACKSHELLS.
3. BOOTS SHRINK UPON APPLICATION OF HEAT IN EXCESS OF 150°C.

Ⓔ REINSTATED AS OF 17 JULY 1985

FOR DESIGN FEATURE PURPOSES, THIS STANDARD TAKES PRECEDENCE OVER PROCUREMENT DOCUMENTS REFERENCED HEREIN. REFERENCED DOCUMENTS SHALL BE OF THE ISSUE IN EFFECT ON DATE OF INVITATIONS FOR BID.

Ⓔ DENOTES CHANGES

DISTRIBUTION STATEMENT A: Approved for release; distribution is unlimited.
This military standard is approved by the Department of the Navy and shall be used by that activity. All other military activities are required to employ this standard where suitable.

P.A. NAVY - AS Other Code	TITLE BOOTS, HEAT-SHRINKABLE, STRAIN-RELIEF, RIGHT ANGLE	MILITARY STANDARD MS3109 (AS)
PROCUREMENT SPECIFICATION MIL-I-81765(AS)	SUPERSEDES	SHEET 1 OF 3

DD FORM 672-1 (Limited circulation)

PREVIOUS EDITIONS OF THIS FORM ARE OBSOLETE.

PLATE NO. 11700

PROJECT NO. 5970-N637

APPROVED 18 OCTOBER 71 REVISED Ⓐ 12 OCT 73 Ⓑ 12 MAR 1974 Ⓒ 17 FEB 78 Ⓓ 10 MAY 1982 Ⓔ 17 JULY 1985

FED. SUP CLASS
5970REVIEW ACTIVITIES:
NAVY-EC

This military standard is approved by the Department of the Navy and shall be used by that activity. All other military activities are required to employ this standard where suitable.

DASH NO.	BOOTS FOR BACKSHELLS (REF)		H. DIA.		J. DIA.			P 2.25	R 2.10	S 2.06	T 2.004	BV 2203	JV 2203
	MS3416 STYLE C	MS3158	SUPP. MIN.	REC. MAX.	SUPPLIED MIN. MAT'L A, B	SUPPLIED MIN. MAT'L C	REC. MAX. MAT'L A, B & C						
-01	-	-3, -8	.88	.45	.88	.55	.25	4.17	.46	.47	.040	.06	.045
-02	-3, -8	-10	1.01	.59	1.01	.63	.29	4.77	.48	.47	.040	.06	.045
-03	-10	-12, -14	1.16	.74	1.16	.72	.33	5.46	.48	.47	.040	.07	.045
-04	-12, -14	-16, -18	1.34	.90	1.34	.84	.38	6.28	.48	.47	.040	.07	.045
-05	-16, -18	-20	1.47	1.16	1.47	.91	.41	7.00	.55	.47	.065	.08	.045
-06	-20, -22	-22, -24	1.72	1.34	1.72	1.07	.48	8.00	.60	.47	.065	.08	.045
-07	-24, -61	-28	1.97	1.62	1.97	1.24	.56	8.00	.60	.47	.065	.09	.055
-08	-28, -32	-32, -36	2.47	1.85	2.47	1.54	.69	8.00	.63	.53	.080	.10	.055
-09	-36	-40	2.73	2.35	2.73	1.70	.77	8.00	.63	.53	.080	.10	.055
-10	-40, -44	-44, -48	3.22	2.64	3.22	2.01	.90	8.00	.63	.53	.080	.10	.055
-11	-	-3, -8	.92	.41	.92	.47	.22	1.50	.83	-	.040	.07	.07
-12	-3, -8	-10	1.12	.56	1.12	.58	.26	2.16	1.09	-	.040	.07	.07
-13	-10	-12, -14	1.22	.70	1.22	.63	.28	2.63	1.39	-	.040	.08	.08
-14	-12, -14	-16, -18	1.42	.88	1.42	.73	.33	3.15	1.63	-	.040	.08	.08
-15	-16, -18	-20, -22	1.68	1.11	1.68	.87	.39	4.08	2.22	-	.065	.09	.09
-16	-20, -22	-24, -28	2.04	1.38	2.04	1.39	.62	5.13	2.54	-	.065	.13	.13
-17	-28, -32	-32, -36	2.60	1.75	2.60	1.60	.80	6.50	3.31	-	.080	.16	.16
-18	-36, -40	-40, -44	3.22	2.38	3.22	2.25	1.00	7.00	3.75	-	.080	.16	.16

P.A. NAVY - AS
Other Caut

TITLE

BOOTS, HEAT - SHOCKABLE,
STRAIN-RELIEF, STRAIGHT

MILITARY STANDARD

MS3109 (AS)

PROCUREMENT SPECIFICATION
MIL-1-81765(AS)

SUPERSEDES

SHEET 2 OF 3

DD FORM 672-1 (Limited circulation)

PREVIOUS EDITIONS OF THIS FORM ARE OBSOLETE.

PLATE NO. 17700

APPROVED 18 OCTOBER 71 REVISED (E) FOR CHANGES SEE SHEET 1

REQUIREMENTS:

1. MATERIALS SHALL BE IN ACCORDANCE WITH THE FOLLOWING TABLE:

MATERIAL DESIGNATOR	MATERIAL TYPE	COLOR STRIPE	CONTINUOUS OPERATING TEMP. RANGE	FLEXIBILITY
A	MIL-I-81765/1 TYPE II	RED	-55°C TO +135°C	FLEXIBLE
B	MIL-I-81765/1 TYPE I	WHITE	-55°C TO +135°C	SEMI-RIGID
C	MIL-I-81765/4	YELLOW	-55°C TO +200°C	FLEXIBLE

2. COLOR STRIPES SHALL BE 1/8 INCH WIDE AND LOCATED AS SHOWN. COLORS SHALL REMAIN DISTINGUISHABLE OVER THE TEMPERATURE RANGE SPECIFIED.
3. ADHESIVE APPLIED ON INSIDE SURFACE SHALL BE A THERMOPLASTIC TYPE WITH A RING AND BALL SOFTENING POINT OF 120°C - 5°C.
4. QUALIFICATION: 3 TYPICAL SAMPLES ASSEMBLED ON QUALIFIED CONNECTORS OR CONNECTORS UNDERGOING QUALIFICATION AND AN APPROPRIATE BACKSHELL SHALL BE TESTED PER MIL-STD-1344 AS FOLLOWS:

- A. EXAMINATION OF PRODUCT
B. VIBRATION, METHOD 2005
C. INSULATION RESISTANCE, METHOD 3003
D. WATER PRESSURE IN ACCORDANCE WITH MIL-C-5015.

- E. SHOCK, METHOD 2004
F. THERMAL SHOCK, METHOD 1003
G. POST EXAMINATION OF PRODUCT

EXAMPLE OF PART NUMBER - MS3109-01AC

MS3109
—
BASIC PART NO.

01
—
DASH NO.

A
—
MATERIAL
DESIGNATOR
(A, B OR C)

C
—
ADHESIVE
C - COATED OR
U - UNCOATED

REVIEW ACTIVITIES:
NAVY - EC

This standard has been approved by the NAVAL AIR SYSTEMS COMMAND
Department of the NAVY and is mandatory for use by
that activity. All other military activities are required
to employ this standard where suitable.

APPROVED 11 OCTOBER 71 REVISED (E) FOR CHANGES SEE SHEET 1

P.A. NAVY - AS Other Cust	TITLE BOOTS, HEAT-SHRINKABLE, STRAIN-RELIEF, STRAIGHT	MILITARY STANDARD MS 3109 (AS)
PROCUREMENT SPECIFICATION MIL-I-81765(AS)	SUPERSEDES:	SHEET 3 OF 3