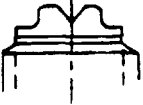



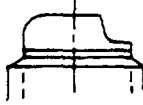
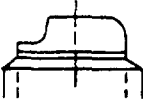


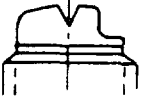






FED SUP CLASS  
5930HEX NUT  
2 REQD

LOCKWASHER

LOCKING  
RINGMARKING  
(EITHER SIDE)LOCKING COMBINATIONS  
(KEYING SIDE)

|  |   |   |  |
|--|---|---|--|
| <br><b>A</b><br>LOCKED IN<br>THREE POSITIONS                      | <br><b>B</b><br>LOCKED IN CENTER<br>AND<br>(KEYING SIDE) | <br><b>D</b><br>LOCKED OUT OF<br>CENTER POSITION                                | <br><b>E</b><br>LOCKED IN<br>CENTER POSITION                        |
| <br><b>F</b><br>LOCKED IN<br>POSITION<br>(OPPOSITE<br>KEYING)     | <br><b>G</b><br>LOCKED IN<br>(KEYING SIDE)               | <br><b>H</b><br>LOCKED OUT OF<br>CENTER AND<br>(KEYING SIDE)                    | <br><b>J</b><br>LOCKED OUT OF<br>CENTER AND<br>(OPPOSITE<br>KEYING) |
| <br><b>K</b><br>LOCKED IN<br>CENTER AND<br>(OPPOSITE<br>KEYING) | <br><b>L</b><br>LOCKED OUT OF<br>(KEYING SIDE)         | <br><b>M</b><br>LOCKED OUT OF<br>AND INTO<br>POSITION<br>(OPPOSITE<br>KEYING) | <br><b>N</b><br>LOCKED OUT OF<br>POSITION<br>(OPPOSITE<br>KEYING) |
| <br><b>P</b><br>LOCKED OUT OF<br>AND INTO<br>(KEYING SIDE)      | FIGURES A THRU<br>P DO NOT REPRESENT<br>DETAILS OF CONSTR-<br>UCTION. THEY SCHE-<br>MATICALLY ILLUSTRATE<br>LOCKING CONFIGUR-<br>ATIONS   |   | THE CIRCUIT PORTION<br>OF THE PART<br>NUMBERING TABLE<br>SHALL INDICATE<br>MOMENTARY<br>POSITIONS  |

(B) ENTIRE STANDARD REVISED

|                                   |                         |   |                   |
|-----------------------------------|-------------------------|---|-------------------|
| P - AF-85                         | International<br>series | TITLE   | MILITARY STANDARD |
| Other Cus<br>ARMY-ER<br>NAVY-AS   |                         | SWITCHES, TOGGLE AND LEVER-<br>LOCK, MILITARY STANDARD PART<br>NUMBERING SYSTEM | MS 27740          |
| Procurement Specification<br>NONE | SUPERSEDES              | PAGE 1 OF 3   |                   |

DD FORM 672

(Coordinated) PREVIOUS EDITIONS OF THIS FORM ARE OBSOLETE

5930-1242

DISTRIBUTION STATEMENT A

Approved for public release; distribution is unlimited

APPROVED 22 APR 71  
REVISED (A) 17 MAY 77  
(B) 30 JAN 86

Department of Defense  
 and for repetitive use  
 will be made from the  
 document when applicable  
 Review of existing  
 Navy AF MI  
 Navy AF MI  
 Air Force - 99  
 DLA - TS  
 Air Force  
 Air Force

FED SUP CLASS  
5930

| MS<br>Part number | Avail-<br>able<br>lock-<br>ing<br>com-<br>bina-<br>tions | Circuit with toggle lever in |              |                            | Current capacity (amperes)    |                                |                                |                                |                                |                                |
|-------------------|--|------------------------------|--------------|----------------------------|-------------------------------|--------------------------------|--------------------------------|--------------------------------|--------------------------------|--------------------------------|
|                   |  | Keying side                  | Center       | Opposite<br>keying<br>side | 28 volts dc                   |                                |                                | 115 volts, 60<br>and 400 Hz ac |                                |                                |
|                   |  |                              |              |                            | Lamp-<br>load<br>cir-<br>cuit | Resis-<br>tive<br>cir-<br>cuit | Induc-<br>tive<br>cir-<br>cuit | Lamp-<br>load<br>cir-<br>cuit  | Resis-<br>tive<br>cir-<br>cuit | Induc-<br>tive<br>cir-<br>cuit |
| MSXXXXX-21        |  | ON                           | OFF          |                            |                               |                                |                                |                                |                                |                                |
| -22               |  | OFF                          |              |                            |                               |                                |                                |                                |                                |                                |
| -23               |  | ON                           | NONE         |                            |                               |                                |                                |                                |                                |                                |
| -24               |  | NONE                         | OFF          | ON                         |                               |                                |                                |                                |                                |                                |
| -25               |  |                              | MOM          |                            |                               |                                |                                |                                |                                |                                |
| See note 3 -26    | F  |                              | OFF          | 2-3 8-9                    |                               |                                |                                |                                |                                |                                |
| -27               |  |                              | NONE         | 5-6 11-12                  |                               |                                |                                |                                |                                |                                |
| -28               |  | MOM ON                       | OFF          | MOM ON                     |                               |                                |                                |                                |                                |                                |
| -29               |  | 1-2<br>4-5                   | 7-8<br>10-11 | NONE                       |                               |                                |                                |                                |                                |                                |

Example of Part Numbering table, for a complete listing of dash numbers, see page 3

## NOTES.

1. Illustrations and table shown are typical for a lever lock toggle switch, for a standard toggle omit the illustrations and the "Available Locking Combinations" column
2. The military part number (MSXXXX or MXXXX) suffix shall be selected from the following Circuit table. All military part numbers with the same circuitry shall have the same suffix.
3. Example. MS24660-26F - is a four pole (small numbers in "keying" and "opposite keying side" columns denote closed circuits), MOM ON-NONE-ON switch with an "F" locking combination (locked in position opposite keying).
4. When circuitry is not provided, the dash number shall be -X1, with any additional specials (on that MS or specification sheet) numbered consecutively (-X2, -X3, etc)
5. Changes made in revision (B) will only apply to future revisions of MS and specification sheets

|                                  |                        |   |                   |
|----------------------------------|------------------------|---|-------------------|
| PA AF-85                         | International Interest | TITLE   | MILITARY STANDARD |
| Other Cust<br>ARMY-ER<br>NAVY-AS |                        | SWITCHES, TOGGLE AND LEVER-<br>LOCK, MILITARY STANDARD PART<br>NUMBERING SYSTEM | MS 27740          |
| Procurement Specification        | NONE                   | SUPERSEDES  | PAGE 2 OF 3       |

DD FORM 672 (Coordinated) PREVIOUS EDITIONS OF THIS FORM ARE OBSOLETE  
1 MAY 73

5930-12 42

This military standard is approved for use by all Departments and Agencies of the Department of Defense. Selection for all new engineering and design applications and for repetitive use shall be made from this document when applicable.

User activities: Army - AV, MI; Navy - EC; Air Force - 99; DLA - ES

Review activities: Army - AV, MI; Navy - EC; Air Force - 99; DLA - ES

Approved 22 APR 71

Revised (A) 17 MAY 77 (B) 30 JANUARY 1986

## Circuit table

FED SUP CLASS  
5930

| Circuit number | Circuit with toggle lever in |                        |            |                    |                        |                        |
|----------------|------------------------------|------------------------|------------|--------------------|------------------------|------------------------|
|                | Keying side                  |                        | Center     |                    | Opposite keying side   |                        |
| 21             | 1-2<br>4-5                   | ON<br>7-8<br>10-11     | OFF        | 2-3<br>5-6         | ON<br>8-9<br>11-12     |                        |
| 22             |                              | OFF                    | NONE       | 2-3<br>5-6         | ON<br>8-9<br>11-12     |                        |
| 23             | 1-2<br>4-5                   | ON<br>7-8<br>10-11     | NONE       | 2-3<br>5-6         | ON<br>8-9<br>11-12     |                        |
| 24             |                              | NONE                   | OFF        | 2-3<br>5-6         | ON<br>8-9<br>11-12     |                        |
| 25             |                              | NONE                   | MOM OFF    | 2-3<br>5-6         | ON<br>8-9<br>11-12     |                        |
| 26             | 1-2<br>4-5                   | MOM ON<br>7-8<br>10-11 | NONE       | 2-3<br>5-6         | ON<br>8-9<br>11-12     |                        |
| 27             | 1-2<br>4-5                   | MOM ON<br>7-8<br>10-11 | OFF        | 2-3<br>5-6         | MOM ON<br>8-9<br>11-12 |                        |
| 28             | 1-2<br>4-5                   | MOM ON<br>7-8<br>10-11 | OFF        |                    | NONE                   |                        |
| 29             |                              | MOM OFF                | NONE       | 2-3<br>5-6         | ON<br>8-9<br>11-12     |                        |
| 30             | 1-2<br>4-5                   | MOM ON<br>7-8<br>10-11 | NONE       |                    | OFF                    |                        |
| 31             | 1-2<br>4-5                   | MOM ON<br>7-8<br>10-11 | OFF        | 2-3<br>5-6         | ON<br>8-9<br>11-12     |                        |
| 32             |                              | NONE                   | 1-2<br>4-5 | ON<br>7-8<br>10-11 | 2-3<br>5-6             | MOM ON<br>8-9<br>11-12 |
| 33             |                              | NONE                   | 1-2<br>4-5 | ON<br>7-8<br>10-11 | 2-3<br>5-6             | ON<br>8-9<br>11-12     |
| 34             | 1-2<br>4-5                   | ON<br>7-8<br>10-11     | 2-3<br>4-5 | ON<br>7-8<br>11-12 | 2-3<br>5-6             | ON<br>8-9<br>11-12     |
| 35             | 1-2<br>4-5                   | MOM ON<br>7-8<br>10-11 | 2-3<br>4-5 | ON<br>7-8<br>11-12 | 2-3<br>5-6             | ON<br>8-9<br>11-12     |
| 36             | 1-2<br>4-5                   | MOM ON<br>7-8<br>10-11 | 2-3<br>4-5 | ON<br>7-8<br>11-12 | 2-3<br>5-6             | MOM ON<br>8-9<br>11-12 |
| 37             | 1-2<br>4-5                   | MOM ON<br>7-8<br>10-11 | 2-3<br>5-6 | ON<br>8-9<br>11-12 |                        | NONE                   |
| 38             | 1-2<br>4-5                   | ON<br>7-8<br>10-11     | 1-2<br>5-6 | ON<br>8-9<br>10-11 | 2-3<br>5-6             | ON<br>8-9<br>11-12     |
| 39             | 1-2<br>4-5                   | MOM ON<br>7-8<br>10-11 | 1-2<br>5-6 | ON<br>8-9<br>10-11 | 2-3<br>5-6             | ON<br>8-9<br>11-12     |
| 40             | 1-2<br>4-5                   | MOM ON<br>7-8<br>10-11 | 1-2<br>5-6 | ON<br>8-9<br>10-11 | 2-3<br>5-6             | MOM ON<br>8-9<br>11-12 |

P A AF - 85

International  
Interest

TITLE

SWITCHES, TOGGLE, AND LEVER-  
LOCK, MILITARY STANDARD PART  
NUMBERING SYSTEM

MILITARY STANDARD

MS 27740

Procurement Specification

NONE

SUPERSEDES

PAGE 3 OF 3

DD FORM 672  
1 MAY 73

(Coordinated) PREVIOUS EDITIONS OF THIS FORM ARE OBSOLETE

5930-1242

This military standard is approved for use by all Departments and Agencies of the Department of Defense. Selection for all new engineering and design applications and for repetitive use shall be made from this document when applicable.

Review activities

Army - AV, MI  
Navy - EC  
Air force - 99  
DLA - ES

User activities

Army -  
Navy -  
Air force -

APPROVED 22 APR 71 REVISED (A) 17 MAY 77 (B) 30 JANUARY 1986