

INCH-POUND

MS27513F
 2 February 2012
 SUPERSEDING
 MS27513E
 12 July 2002

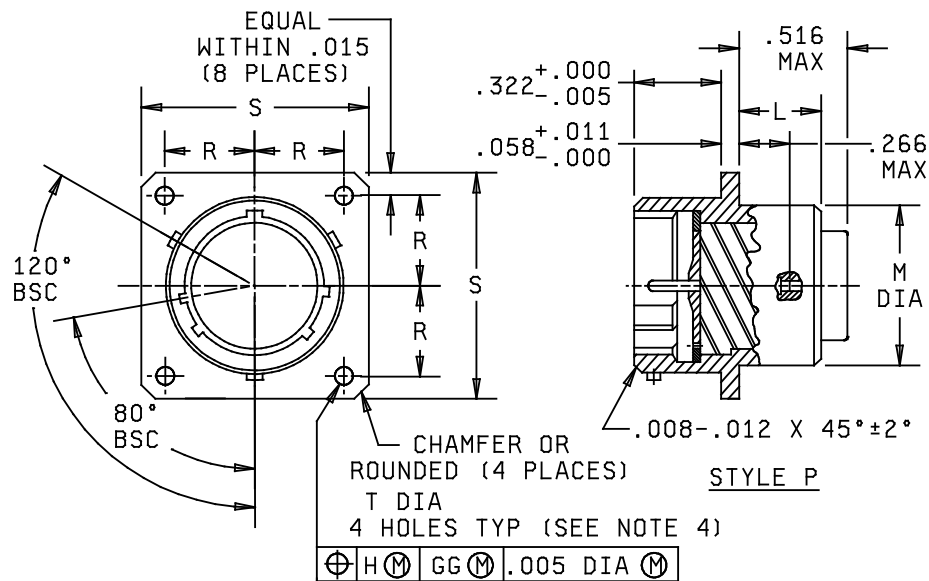
DETAIL SPECIFICATION SHEET

CONNECTORS, RECEPTACLE, ELECTRICAL, BOX MOUNTING
 FLANGE, EXTENDED GROMMET, CRIMP TYPE, BAYONET COUPLING, SERIES II

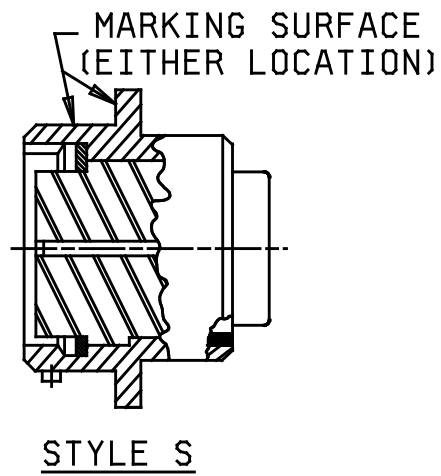
Reactivated after 24 May 2004 and may be used
 for new and existing designs and acquisitions.

This specification is approved for use by all Departments
 and Agencies of the Department of Defense.

The requirements for acquiring the product described herein
 shall consist of this specification sheet and MIL-DTL-38999.

FIGURE 1. Receptacle.

MS27513F



Shell size	L max	M dia max	R BSC	S max	T dia +.010 -.005
8	.312	.453	.297	.828	.120
10		.578	.3595	.954	
12		.703	.406	1.047	
14		.828	.453	1.141	
16		.953	.4845	1.234	
18		1.062	.531	1.328	
20		1.188	.578	1.453	
22		1.312	.625	1.578	
24		1.438	.6875	1.703	.147

FIGURE 1. Receptacle – Continued.

MS27513F

Inches	mm	Inches	mm	Inches	mm	Inches	mm
.005	0.03	.266	6.76	.703	17.386	1.391	35.33
.007	0.18	.297	7.54	.828	21.03	1.438	36.53
.008	0.20	.312	7.92	.953	24.21	1.453	36.91
.010	0.25	.322	8.18	.954	24.23	1.516	38.51
.012	0.30	.3595	9.13	1.047	26.59	1.578	40.08
.015	0.38	.406	10.31	1.062	26.97	1.641	41.68
.036	0.91	.453	11.51	1.078	27.38	1.703	43.26
.058	1.47	.4845	12.31	1.141	28.98	1.766	44.86
.069	1.75	.516	13.11	1.188	30.18	1.891	48.03
.120	3.05	.531	13.49	1.234	31.34	2.016	51.21
.139	3.53	.578	14.68	1.266	32.16	2.204	55.98
.147	3.73	.625	15.88	1.312	33.32		
.223	5.66	.6875	17.46	1.328	33.73		

NOTES:

1. Dimensions are in inches.
2. Metric equivalents are given for information only.
3. For main keyway and keyway positions, see MIL-DTL-38999.
4. The gage feature for GG shall be .010 inch (0.25 mm) smaller than the MMC size at basic location.

FIGURE 1. Receptacle – Continued.

MS27513F

REQUIREMENTS:

Dimensions and configurations: See figure 1.

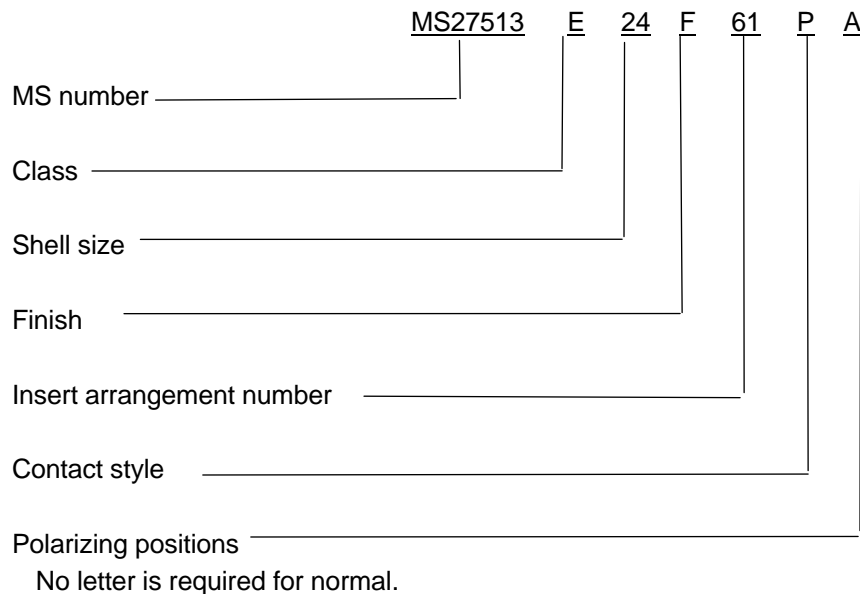
Interface dimensions shall be in accordance with MIL-DTL-38999.

Mating connectors: MS27473, MS27480, MS27484 and MS27500.

Insert arrangements: See MIL-STD-1560.

Procurement specification: MIL-DTL-38999.

Part or Identifying Number (PIN) example:



Changes from previous issue. Marginal notations are not used in this revision to identify changes with respect to the previous issue, due to the extent of the changes.

Referenced documents. In addition to MIL-DTL-38999, this document references the following:

MIL-STD-1560
 MS27473
 MS27480
 MS27484
 MS27500

MS27513F

CONCLUDING MATERIAL

Custodians:

Army – CR
Navy – AS
Air Force – 85
DLA – CC

Preparing activity:

DLA – CC

(Project 5935-2012-034)

Review activities:

Army – AR, MI
Navy – EC, MC, OS
Air Force – 19, 99
DLA – IS

NOTE: The activities listed above were interested in this document as of the date of this document. Since organizations and responsibilities can change, you should verify the currency of the information above using the ASSIST Online database at <https://assist.daps.dla.mil>.