

INCH-POUND

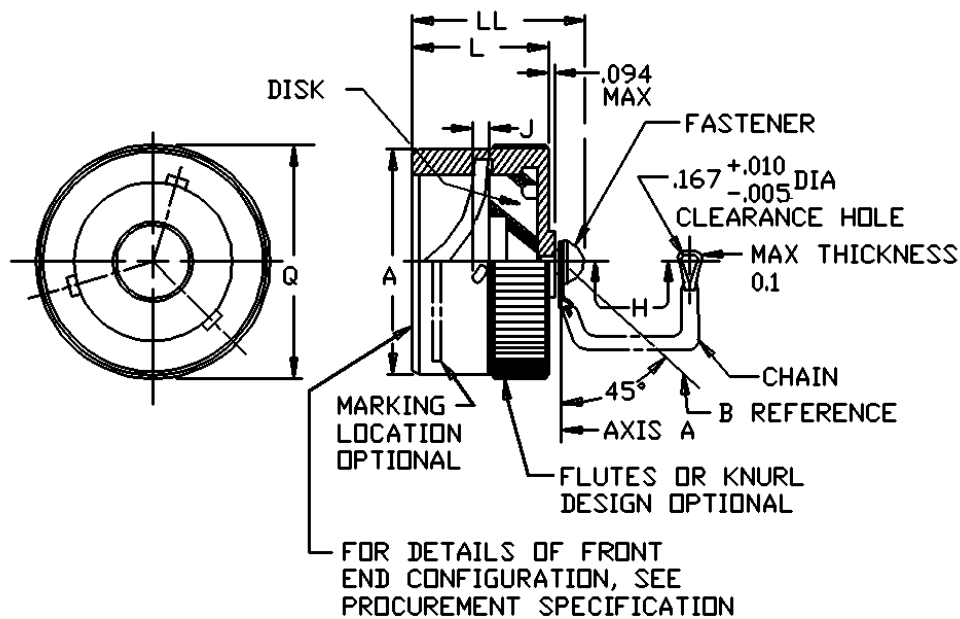
MS27502J
 w/AMENDMENT 1
 23 March 2011
 SUPERSEDING
 MS27502J
 12 July 2002

DETAIL SPECIFICATION SHEET

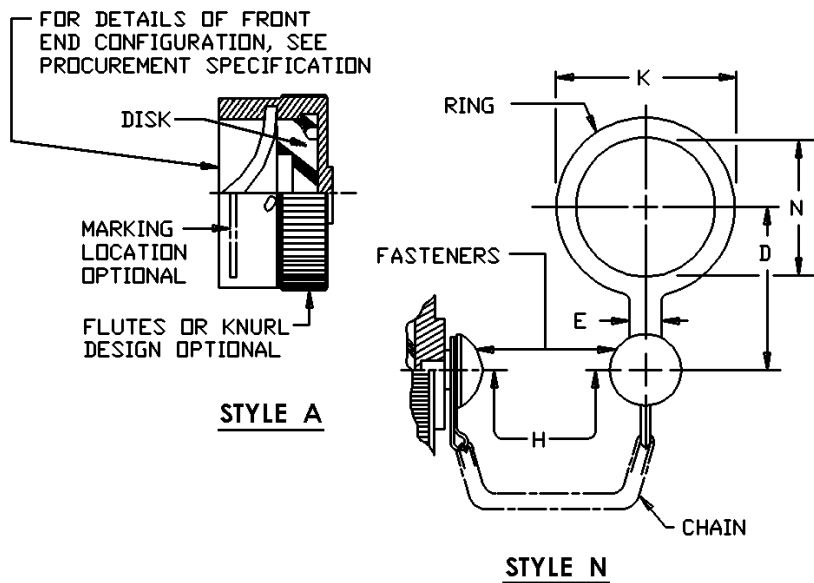
CONNECTORS, ELECTRICAL, CIRCULAR, COVER,
 PROTECTIVE, RECEPTACLE, BAYONET COUPLING, SERIES I

This specification is approved for use by all Departments
 and Agencies of the Department of Defense.

The requirements for acquiring the product described herein
 shall consist of this specification sheet and MIL-DTL-38999.

**STYLE C**FIGURE 1. Cover.

MS27502J
w/AMENDMENT 1



Shell size	A max dia	D		E min ring throat	H +.50, -.25 Standard chain length	J ±.015	K max dia	L max	LL max	N min dia	Q max dia
		min	max								
9	.82	.71	1.03	.23	3.0	.105	1.03	.82	1.1	.70	.86
11	.94	.74	1.13				1.21			.84	.98
13	1.10	.93	1.23				1.40			1.01	1.16
15	1.22	.99	1.29		3.5		1.60			1.14	1.28
17	1.34	1.05	1.35				1.70			1.26	1.41
19	1.46	1.11	1.41				1.80			1.39	1.52
21	1.58	1.18	1.47		4.0		1.92			1.51	1.65
23	1.70	1.24	1.54				2.10			1.64	1.77
25	1.83	1.30	1.60				.138			2.20	1.76

FIGURE 1. Cover - Continued.

MS27502J
w/AMENDMENT 1

Inches	mm	Inches	mm	Inches	mm	Inches	mm	Inches	mm
.005	0.13	.74	18.8	1.13	28.7	1.39	35.3	1.77	45.0
.010	0.25	.82	20.8	1.14	29.0	1.40	35.6	1.80	45.7
.015	0.38	.84	21.3	1.16	29.5	1.41	35.8	1.83	46.5
.030	0.76	.86	21.8	1.18	30.0	1.46	37.1	1.89	48.0
.094	2.39	.93	23.6	1.21	30.7	1.47	37.3	1.92	48.7
.100	2.50	.94	23.9	1.22	31.0	1.51	38.4	2.10	53.3
.105	2.67	.98	24.9	1.23	31.2	1.52	38.6	2.20	55.9
.138	3.51	.99	25.1	1.24	31.5	1.54	39.1	3.00	76.2
.167	4.24	1.01	25.7	1.26	32.0	1.58	40.1	3.50	88.9
.230	5.80	1.03	26.2	1.28	32.5	1.60	40.6	4.00	101.6
.250	6.40	1.05	26.7	1.29	32.8	1.64	41.7		
.500	12.70	1.10	27.9	1.30	33.0	1.65	41.9		
.700	17.80	1.10	28.0	1.34	34.0	1.70	43.2		
.710	18.00	1.11	28.2	1.35	34.3	1.76	44.7		

NOTES:

1. Dimensions are in inches.
2. Metric equivalents are given for information only.
3. Finish: See MIL-DTL-38999.
4. Not for space born applications.

FIGURE 1. Cover - Continued.

REQUIREMENTS:

Dimensions and configuration: See figure 1. Interface dimensions shall conform to MIL-DTL-38999.

Material:

Cover – Impact extruded or machined aluminum alloy.

Disk – Silicone or fluorosilicone elastomer.

Ring – Stainless steel passivated, .030 max thickness.

Chain – Stainless steel, passivated.

Fastener – Stainless steel, passivated.

Mating connectors: MIL-DTL-38999 series I and MIL-DTL- 27599 series I.

Disk shall be bonded or mechanically retained.

Chain shall rotate freely on cover fastener.

The protective cover and chain assembly shall withstand a static tensile load of 35 pounds applied along the B reference line for 5 minutes.

Fastener tensile strength: Both axial and longitudinal directions shall be 25 pounds. The load shall be applied to the end of the chain.

MS27502J
w/AMENDMENT 1

Qualification:

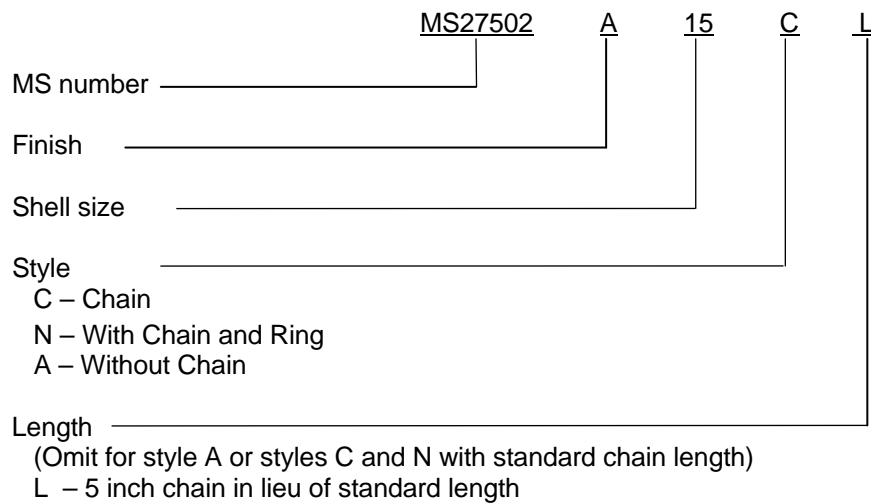
- Examination of product.
- Mating and unmating forces.
- Humidity.
- Salt spray (corrosion).
- Fastener tensile strength (see requirement).
- Altitude immersion.

Group A sampling inspection. 100% inspection is not applicable. Sampling inspection shall be in accordance with table I:

TABLE I. Group A sampling plan.

Lot size	Sample size
1 to 13	100 percent
14 to 150	13 units
151 to 280	20 units
281 to 500	29 units
501 to 1,200	34 units
1,201 to 3,200	42 units

Part or Identifying Number (PIN) example:



MS27502J
w/AMENDMENT 1

Amendment Notations. The margins of this specification are marked with vertical lines to indicate modifications generated by this amendment. This was done as a convenience only and the Government assumes no liability whatsoever for any inaccuracies in these notations. Bidders and contractors are cautioned to evaluate the requirements of this document based on the entire content irrespective of the marginal notations.

Referenced documents. In addition to MIL-DTL-38999, this document references the following:

MIL-DTL-27599

CONCLUDING MATERIAL

Custodians:

Army - CR
Navy - AS
Air Force - 85
DLA - CC

Preparing activity:
DLA - CC

(Project 5935-2011-080)

Review activities:

Army - AR, MI
Navy - EC, MC, OS
Air Force - 19, 99
DLA - IS

NOTE: The activities listed above were interested in this document as of the date of this document. Since organizations and responsibilities can change, you should verify the currency of the information above using the ASSIST Online database at <https://assist.daps.dla.mil>.