

INCH-POUND

MS27487E
 12 July 2002
 SUPERSEDING
 MS27487D
 2 January 1976

DETAIL SPECIFICATION SHEET

Connectors, Adapter, Electrical, Threaded, Kit, Straight
 and 90 Degrees, EMR Hardware, Series I and II

This specification is approved for use by all Departments
 and Agencies of the Department of Defense.

The requirements for acquiring the product described herein
 shall consist of this specification and MIL-DTL-38999.

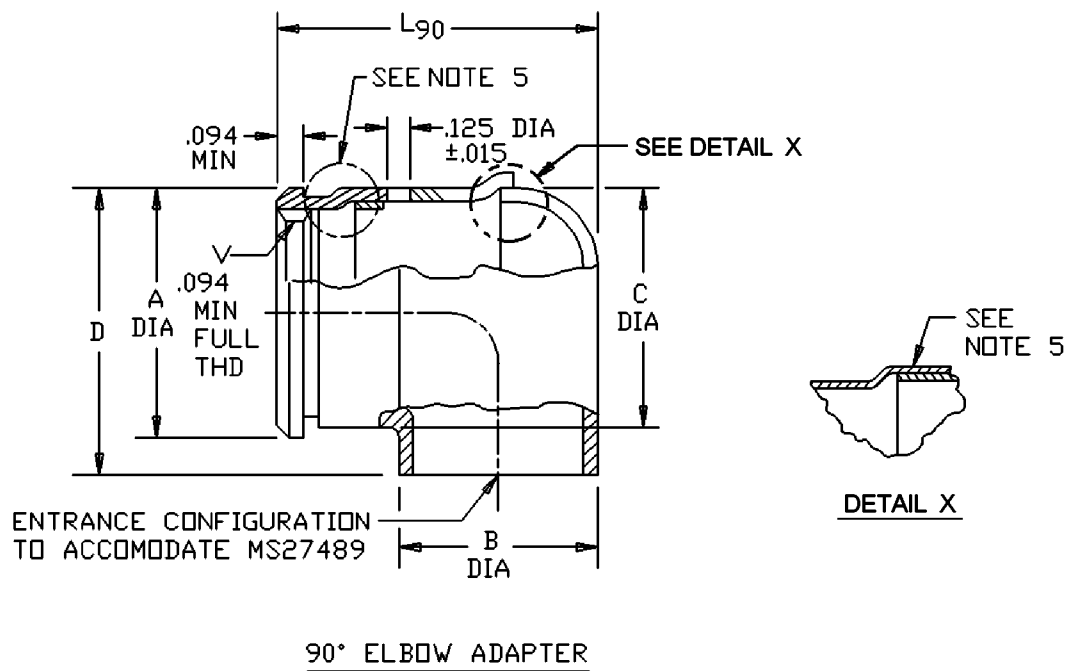
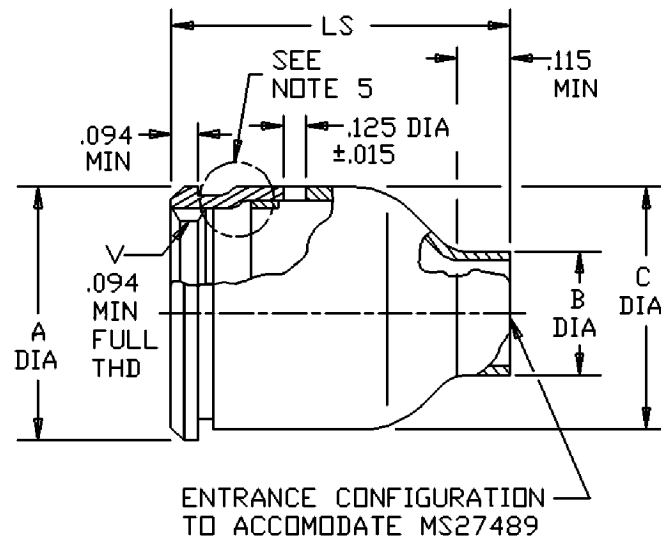


FIGURE 1. Adapter.

MS27487E



STRAIGHT ADAPTER

FIGURE 1. Adapter – Continued.

MS27487E

Shell size series I	Shell size series II	A dia max	B dia max	C dia max	D dia max	LS max	L ₉₀ max	V Thread UNEF class 2B
9	8	.594	.359	.516	.656	.844	.719	.4375-28
11	10	.719	.406	.641	.781	.969	.766	.5625-24
13	12	.844	.500	.766	.938	1.094	.859	.6875-24
15	14	.969	.578	.891	1.062	1.156	.938	.8125-20
17	16	1.094	.641	1.016	1.219	1.219	1.000	.9375-20
19	18	1.219	.688	1.141	1.344	1.344	1.047	1.0625-18
21	20	1.344	.734	1.265	1.469	1.469	1.094	1.1875-18
23	22	1.469	.796	1.391	1.594	1.594	1.156	1.3125-18
25	24	1.594	.859	1.516	1.719	1.719	1.219	1.4375-18

NOTES:

1. Dimensions are in inches.
2. Metric equivalents are given for general information only.
3. Material: Copper alloy. Finish shall be Tin-lead, solder plated.
4. Type 1 may be of a two-piece construction. Type 2 may be of a three-piece construction. Individual pieces shall be shipped unassembled.
5. Method of joining components is optional.

FIGURE 1. Adapter – Continued.

MS27487E

REQUIREMENTS:

Dimensions and configuration: See figure 1.
Interface dimensions shall conform to MIL-DTL-38999.
Mating connectors: MIL-DTL-38999 series I and series II.

Qualification:

Examination of product.
Mating and unmating forces.
Humidity.
Salt spray (corrosion).
Altitude immersion.

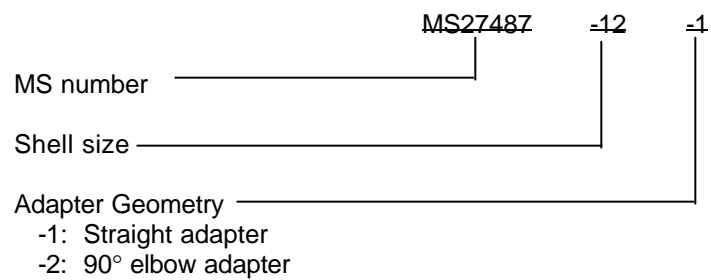
Group A sampling inspection. 100% inspection is not applicable. Sampling inspection shall be in accordance with table I:

TABLE I. ~~Group A sampling plan.~~

Lot size	Sample size
1 to 13	100 percent
14 to 150	13 units
151 to 280	20 units
281 to 500	29 units
501 to 1,200	34 units
1,201 to 3,200	42 units

MS27487E

Part or Identifying Number (PIN) example:



CONCLUDING MATERIAL

Custodians:

Army - CR
Navy - AS
Air Force - 11
DLA - CC

Preparing activity:

DLA - CC

(Project 5935-4397)

Review activities:

Army - AR, MI
Navy - EC, MC, OS
Air Force - 19, 99