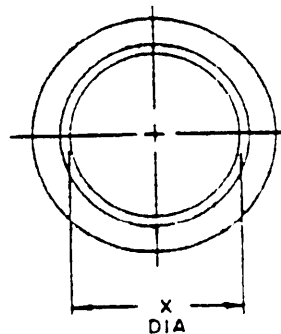
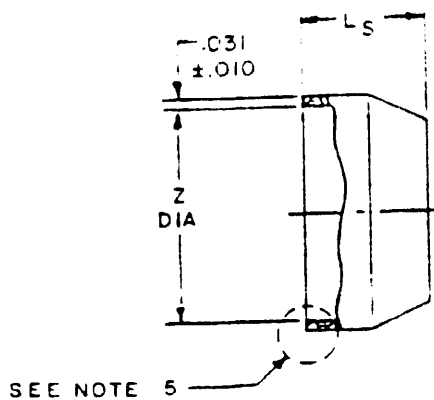


FED. SUP CLASS
5935

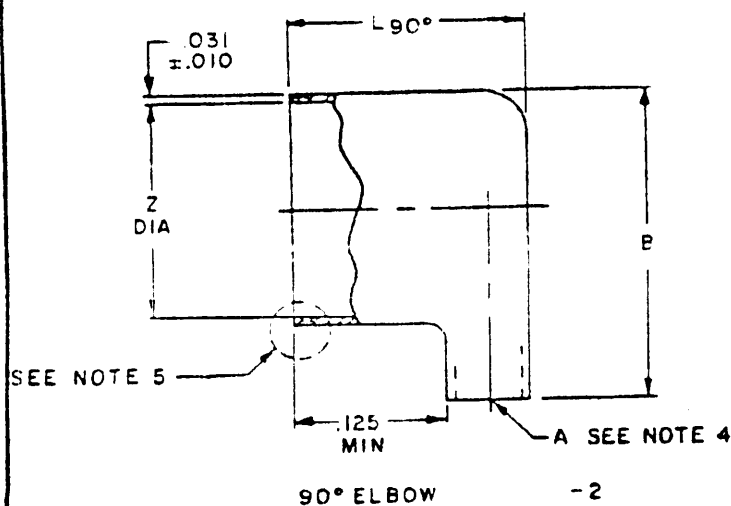
User activities: Army -
Navy -
Air Force -

Army - MI, MU
Navy - EC, MC, OS
Air Force - 11, 15, 17, 80
DLA-ES



STRAIGHT BOOT

-1



90° ELBOW

-2

EXAMPLE OF PART NUMBER

MS 27486 -12 -1
MS NO SHELL SIZE BOOT GEOMETRY
-1 STRAIGHT
-2 90° ELBOW

(E) CANCELED; FOR PROCUREMENT USE MIL-C-85049/75

(E) DENOTES CHANGE

P.A. AF-85

Interdepartmental
Interest

TITLE

BOOT, POTTING, ELECTRICAL
CONNECTOR, SERIES II

MILITARY STANDARD

Other Cost
ARMY-CR
NAVY-AS

MS27486

Procurement Specification
MIL-C-38999

SUPERSEDES

MS27486 (USAF)

PAGE 1 OF 2

AMSC N/A

(If coordinated) Previous editions of this form are obsolete

5935-3681-02

DISTRIBUTION STATEMENT A. Approved for public release; distribution is unlimited.

APPROVED 8 SEPT 66 REVISED (E) 22 JULY 88

This military standard is approved for use by all Departments and Agencies of the Department of Defense. Selection for all new engineering and design applications and for repetitive use shall be made from this document when applicable.

FED. SUP. CLASS
5935

SHELL SIZE	A MIN CROSS- SECTION AREA IN 50	B MAX	L 5 MAX	L 90° MAX	X MIN 10	Z 1.000 -0.010 DIA
8	.073	.766	.297	.438	.434	.532
10	.117	.891		.469	.548	.657
12	.206	1.031		.562	.673	.781
14	.384	1.156		.719	.798	.903
16	.443	1.287		.781	.899	1.021
18	.561	1.406		.844	1.024	1.145
20	.693	1.531		.906	1.149	1.270
22	.840	1.656		.938	1.274	1.395
24	.999	1.781		1.031	1.399	1.520

Inches	mm	Inches	mm	Inches	mm	Inches	mm
.010	.25	.532	13.51	.844	21.44	1.156	29.36
.031	.79	.548	13.92	.891	22.63	1.270	32.23
.073	1.85	.561	14.25	.899	22.83	1.274	32.36
.117	2.97	.562	14.27	.903	22.94	1.287	32.69
.125	3.18	.657	16.69	.906	23.01	1.395	35.43
.206	5.23	.673	17.09	.938	23.82	1.399	35.53
.297	7.54	.693	17.60	.999	25.37	1.406	35.71
.384	9.75	.719	18.26	1.021	25.93	1.520	38.61
.434	11.02	.766	19.46	1.024	26.01	1.531	38.89
.438	11.13	.781	19.84	1.031	26.19	1.656	42.06
.443	11.25	.798	20.27	1.145	29.08	1.781	45.24
.469	11.91	.840	21.34	1.149	29.18		

NOTES:

1. Dimensions are in inches.
2. Metric equivalents are given for general information only.
3. Material: translucent nylon.
4. Entrance configuration optional with indicated cross-section area.
5. A retaining undercut to facilitate attachment of boot to boot ring (MS27485) is permissible.
6. In the event of a conflict between the text of this standard and the references cited herein, the text of this standard shall take precedence.
7. Referenced Government documents of the issued listed in that issue of the Department of Defense Index of Specifications and Standards (DoDSS) specified in the solicitation form a part of this standard to the extent specified herein.

P.A. AF-85	International Interest	TITLE BOOT, POTTING, ELECTRICAL CONNECTOR, SERIES II	MILITARY STANDARD
Other Cust ARMY-CR NAVY-AS			MS27486
Previous Specification MIL-C-38999		SUPERSEDES	PAGE 2 OF 2