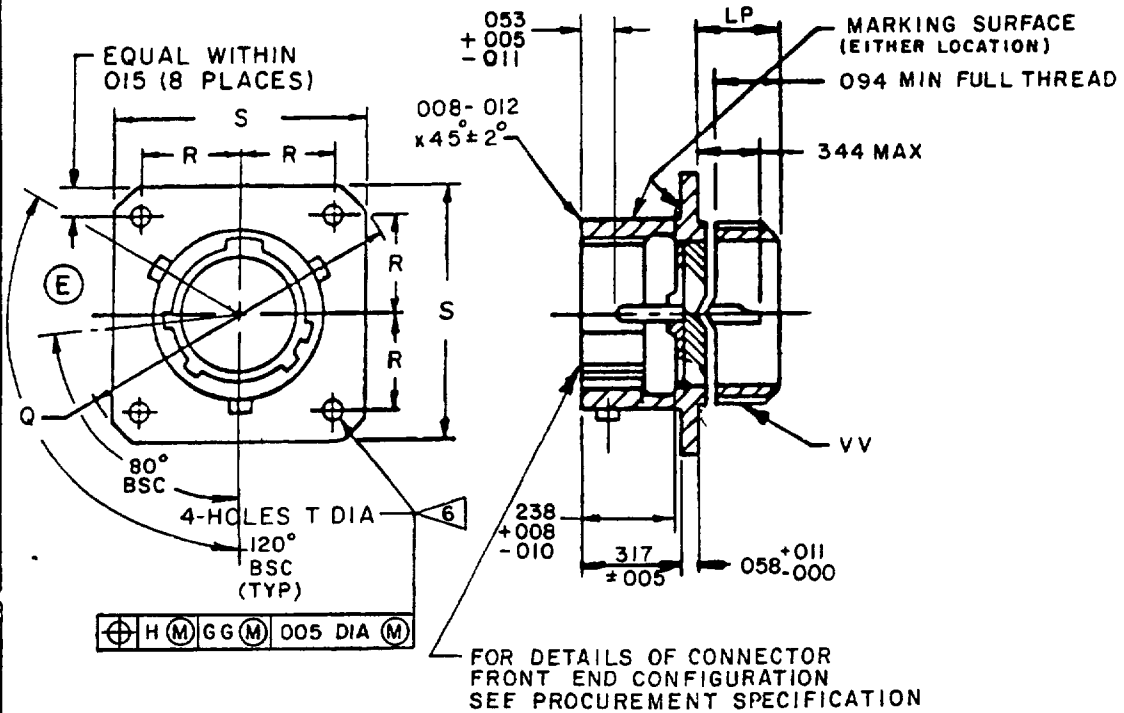
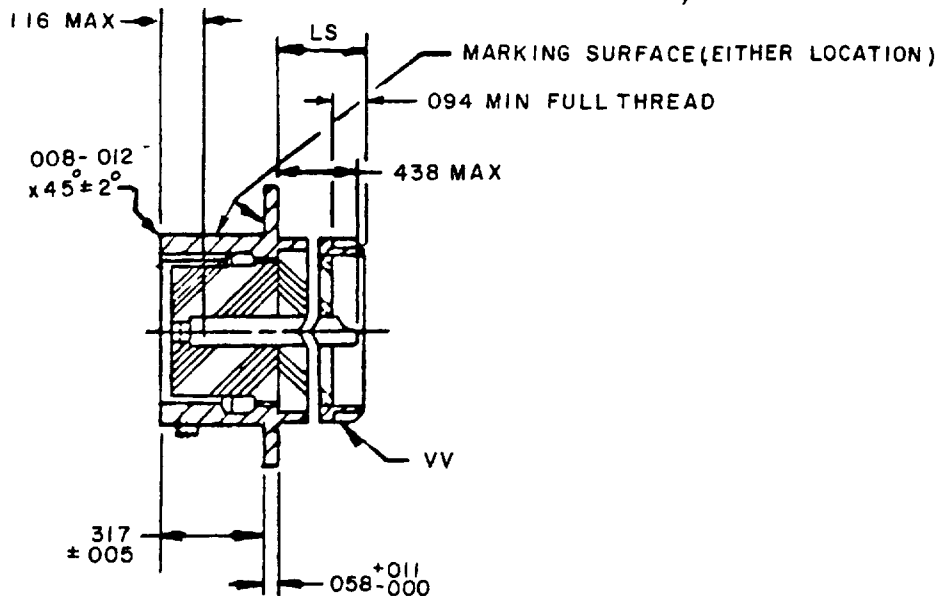


FED SUP CLASS
5935

CLASS Y, STYLE P



CLASS Y, STYLE S

(E) FOR CHANGES SEE SHEETS 1 & 2

P A AF-85	International interest	TITLE CONNECTOR, RECEPTACLE, ELECTRICAL WALL MOUNTING FLANGE, SOLDER TYPE, HERMETIC SEAL, SERIES II	MILITARY STANDARD
Other Cust ARMY-EL NAVY-AS			MS 27475
Procurement Specification MIL-C-38999		SUPERSEDES MS27475 (USAF)	SHEET 1 OF 2

DD FORM 672 (Coordinated) PREVIOUS EDITIONS OF THIS FORM ARE OBSOLETE

5935-2005-16

Army MI MU
Navy - FC, MC OS
Air Force - 11 15 17 80
DSA TS

Reviewer activities

This military standard is approved for use by all Departments and Agencies of the Department of Defense. Selection for all new engineering and design applications and for repetitive use shall be made from this document.

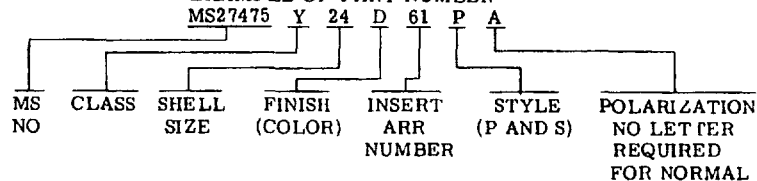
APPROVED 8 SEP 66 REVISED (D) 13 AUG 74 (E) 2 JAN 1976

FED SUP CLASS
5935

SHELL SIZE	LP MAX	LS MAX	Q MAX DIA	R BSC	S MAX	T + 010 - 005	VV THREAD CLASS 2A UNEF
8	250	375	1 078	297	828	120	.5625-24
10			1 256	3595	954		.6875-24
12			1 391	406	1 047		.8125-20
14			1 516	453	1 141		.9375-20
16			1 641	4845	1 234		1.0625-18
18			1 766	531	1 328		1.1875-18
20	375	406	1 891	578	1 453	147	1.3125-18
22			2 016	625	1 578		1.4375-18
24			2 204	6875	1 703		1.5625-18

INCHES	MM	INCHES	MM	INCHES	MM	INCHES	MM	INCHES	MM	INCHES	MM
005	13	120	3 05	406	10 31	688	17 48	1 105	28 07	1 453	36 91
007	18	.139'	3 53	438	11 13	754	19 15	1 141	28 98	1 516	38 51
008	20	147	3 73	453	11 51	812	20 62	1 188	30 18	1 562	39 67
010	25	223	5 66	4845	12 31	828	21 03	1 230	31 24	1 578	40 08
011	28	250	6 35	515	13 08	879	22 33	1 234	31 34	1 641	41 68
012	30	297	7 54	531	13 49	938	23 83	1 266	32 16	1 703	43 26
015	38	317	8 05	562	14 27	954	24 23	1 312	33 32	1 766	44 86
028	71	344	8 74	578	14 68	980	24 89	1 328	33 73	1 891	48 03
058	1 47	3595	9 13	625	15 88	1 047	26 59	1 355	34 42	2 016	51 21
094	2.39	.375	9 53	629	15 98	1 062	26 97	1 391	35 33	2 204	55 98
116	2 95	405	10 24	6875	17 46	1 078	27 38	1 438	36 53		

EXAMPLE OF PART NUMBER



NOTES:

1. Dimensions are in inches.
2. Metric equivalents (to the nearest .01 mm) are given for general information only and are based upon 1 inch = 25.4 mm.
3. For main keyway and keyway positions, see MIL-C-38999
4. For design feature purposes this standard takes precedence over documents referenced herein
5. Referenced documents shall be of the issue in effect on date of invitation for bid.
6. The gage feature for GG shall be .010 (.25 mm) smaller than the MMC size at basic location

P A AF-85	International Interest	TITLE CONNECTOR, RECEPTACLE, ELECTRICAL WALL MOUNTING FLANGE, SOLDER TYPE, HERMETIC SEAL, SERIES II	MILITARY STANDARD
Other Cust ARMY-EL NAVY-AS			MS 27475
Procurement Specification MIL-C-38999	SUPERSEDES		SHEET 2 OF 2

DD FORM 672 (Coordinated) PREVIOUS EDITIONS OF THIS FORM ARE OBSOLETE
1 SEP 63

Army - MI MU
Navy - EC MC, OS
Air Force - 11, 15, 17 80
DSA - ES

Reviewer activities

This military standard is approved for use by all Departments and Agencies of the Department of Defense. Selection for all new engineering and design applications and for repetitive use shall be made from this document

APPROVED 8 SEP 66 REVISED 13 AUG 74 FOR CHANGES SEE SHEETS 1 & 2