

INCH-POUND

MS27474H
 2 February 2012
 SUPERSEDING
 MS27474G
 12 July 2002

DETAIL SPECIFICATION SHEET

CONNECTORS, RECEPTACLE, ELECTRICAL, JAM NUT
 MOUNTING, CRIMP TYPE, BAYONET COUPLING, SERIES II

Reactivated after 24 May 2004 and may be used
 for new and existing designs and acquisitions.

This specification is approved for use by all Departments
 and Agencies of the Department of Defense.

The requirements for acquiring the product described herein
 shall consist of this specification sheet and MIL-DTL-38999.

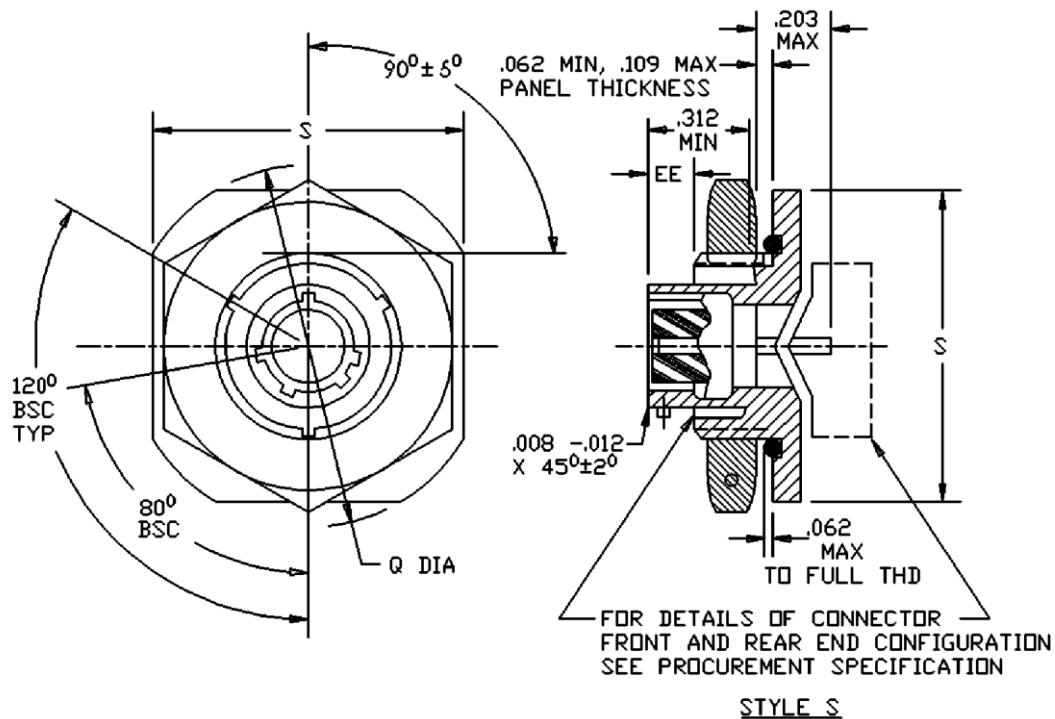
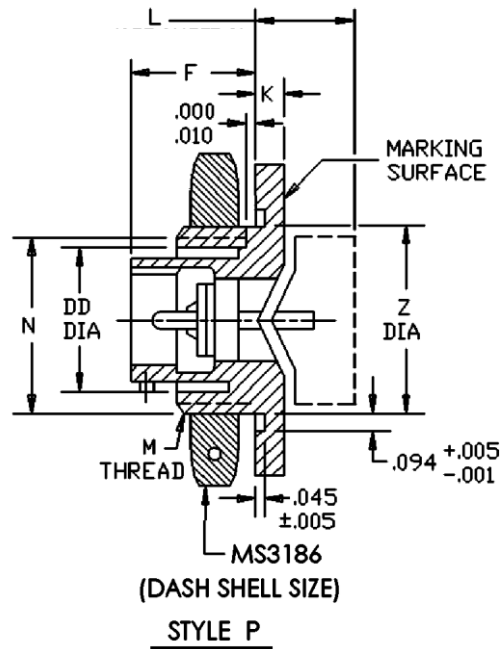


FIGURE 1. Receptacle, classes E, T and P.

MS27474H



Shell size	DD dia +.010 -.000	EE +.005 .000	F ±.005	K +.011 -.010	M thd class 2A plated	N +.001 -.006 flat	Q dia ±.016	S ±.016	Z dia +.006 -.005
8	.678	.140	.438	.094	.875 – 20 UNEF	.817	1.375	1.250	.965
10	.780				1.000 – 20 UNEF	.941	1.500	1.375	1.090
12	.963				1.125 – 18 UNEF	1.065	1.625	1.500	1.215
14	1.088				1.250 – 18 UNEF	1.190	1.750	1.625	1.340
16	1.222				1.375 – 18 UNEF	1.320	1.938	1.781	1.477
18	1.333				1.500 – 18 UNEF	1.440	2.016	1.890	1.602
20	1.458	.166	.464	.094	1.625 – 18 UNEF	1.565	2.141	2.016	1.727
22	1.583				1.750 – 18 UNS	1.690	2.265	2.140	1.852
24	1.708				1.875 – 16 UN	1.815	2.390	2.265	1.977

FIGURE 1. Receptacle, classes E, T and P – Continued.

MS27474H

Shell size	Nut MS3186	L class E max length	L class T max length	L class P max length	Recommended packing (O-ring) (see note 7)
8	- 8	.516	.344	.578	AS3578 – 022
10	- 10				AS3578 – 024
12	- 12				AS3578 – 026
14	- 14				AS3578 – 028
16	- 16				AS3578 – 029
18	- 18				AS3578 – 030
20	- 20	.484	.312	.547	AS3578 – 031
22	- 22				AS3578 – 032
24	- 24		.375	.516	AS3578 – 034

FIGURE 1. Receptacle, classes E, T and P - Continued.

MS27474H

Inches	mm	Inches	mm	Inches	mm	Inches	mm
.001	0.03	.312	7.92	1.088	27.64	1.625	41.28
.005	0.13	.344	8.74	1.090	17.69	1.690	42.93
.006	0.15	.375	9.53	1.125	28.58	1.708	43.38
.007	0.18	.438	11.13	1.190	30.23	1.727	43.87
.008	0.20	.464	11.79	1.215	30.86	1.750	44.45
.010	0.25	.484	12.29	1.222	31.04	1.781	45.24
.011	0.28	.516	13.11	1.250	31.75	1.815	46.10
.012	0.30	.547	13.89	1.320	33.53	1.852	47.04
.016	0.41	.578	14.68	1.333	33.86	1.875	47.63
.045	1.14	.678	17.22	1.340	34.04	1.890	48.00
.062	1.57	.780	19.81	1.375	34.95	1.977	50.22
.094	2.39	.817	20.75	1.440	36.58	2.016	51.21
.109	2.77	.875	22.23	1.458	37.03	2.140	54.36
.139	3.53	.941	23.90	1.477	37.52	2.265	57.53
.140	3.56	.963	24.46	1.500	38.10	2.390	60.71
.166	4.22	.965	24.51	1.565	39.75		
.203	5.16	1.000	25.40	1.583	40.21		
.223	5.66	1.065	27.05	1.602	40.69		

NOTES:

1. Dimensions are in inches.
2. Metric equivalents are given for information only.
3. Jam nut mounting receptacles shall be provided with an O-ring.
4. Sides of groove may have 5° maximum taper.
5. For main keyway polarization and keyway positions, see MIL-DTL-38999.
6. Diameters M, Q and Z shall be concentric within .015 inches (0.381 mm) T.I.R.
7. Recommended packing is for dimensions only, material is optional.

FIGURE 1. Receptacle, classes E, T and P - Continued.

MS27474H

REQUIREMENTS:

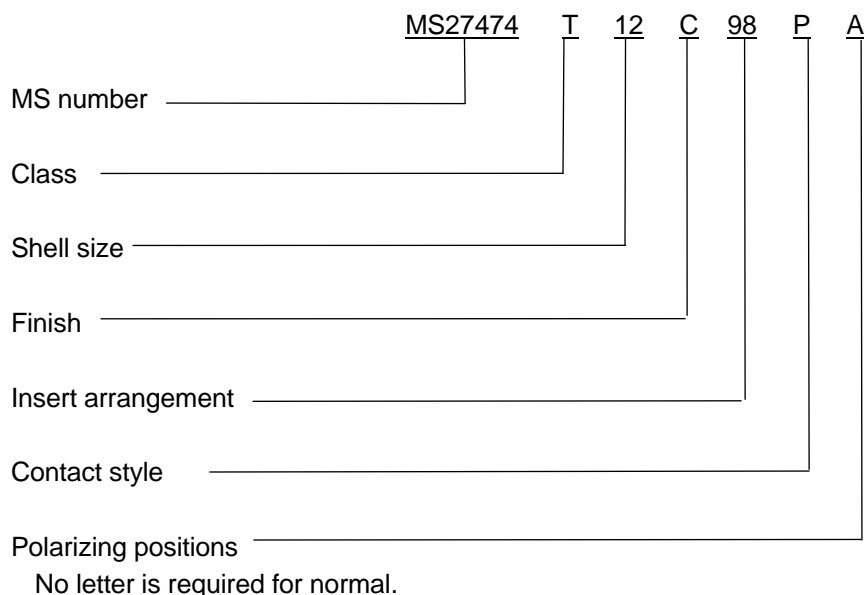
Dimensions and configurations: See figure 1.

Interface dimensions shall be in accordance with MIL-DTL-38999.

This receptacle mates with MS27473, MS27480, MS27484 and MS27500.

Insert arrangements: See MIL-STD-1560.

Part or Identifying Number (PIN) example:



Changes from previous issue. Marginal notations are not used in this revision to identify changes with respect to the previous issue, due to the extent of the changes.

Referenced documents. In addition to MIL-DTL-38999, this document references the following:

MIL-STD-1560
 MS3186
 MS27473
 MS27480
 MS27484
 MS27500

MS27474H

CONCLUDING MATERIAL

Custodians:

Army - CR
Navy - AS
Air Force – 85
DLA - CC

Preparing activity:

DLA - CC

(Project 5935-2012-028)

Review activities:

Army - AR, MI
Navy - EC, MC, OS
Air Force - 19, 99
DLA - IS

NOTE: The activities listed above were interested in this document as of the date of this document. Since organizations and responsibilities can change, you should verify the currency of the information above using the ASSIST Online database at <https://assist.daps.dla.mil>.