

INCH-POUND

MS27470H
13 April 2012
SUPERSEDING
MS27470G
12 July 2002

DETAIL SPECIFICATION SHEET

CONNECTORS, RECEPTACLE, ELECTRICAL, JAM NUT MOUNTING, SOLDER TYPE, HERMETIC SEAL, SERIES I

This specification is approved for use by all Departments and Agencies of the Department of Defense.

The requirements for acquiring the product described herein shall consist of this specification sheet and MIL-DTL-38999.

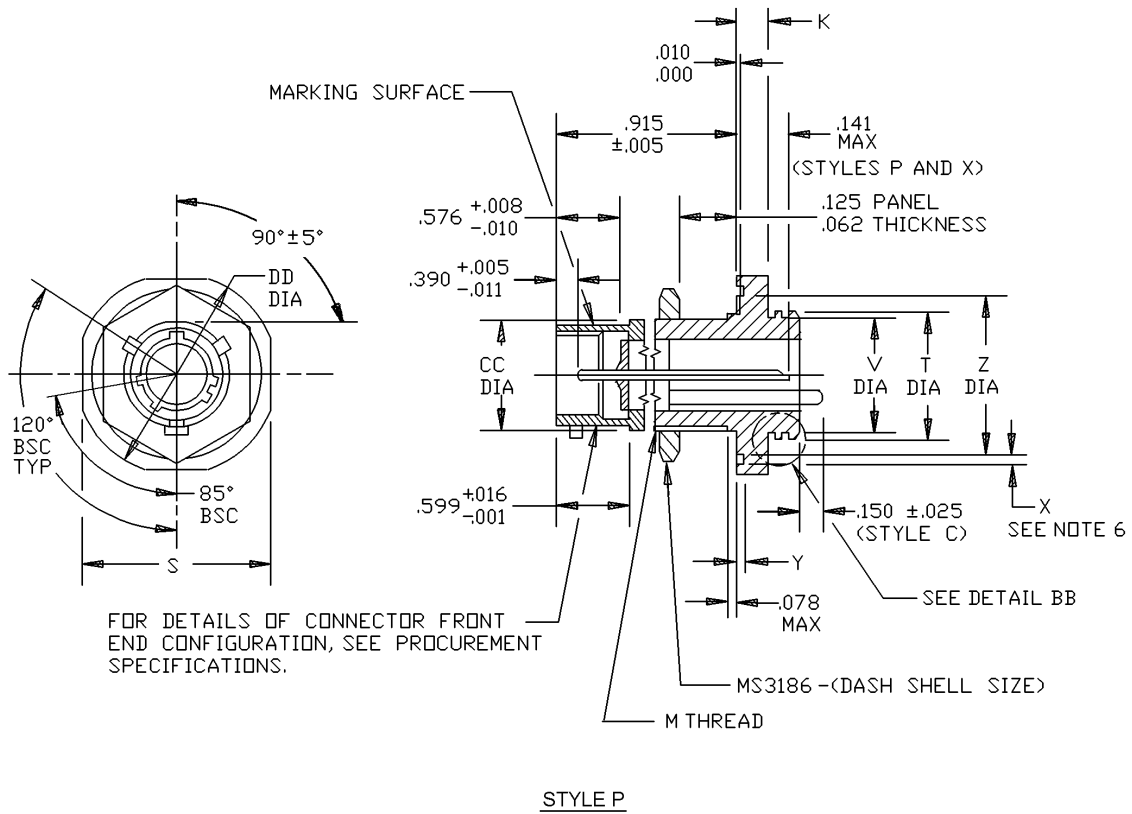
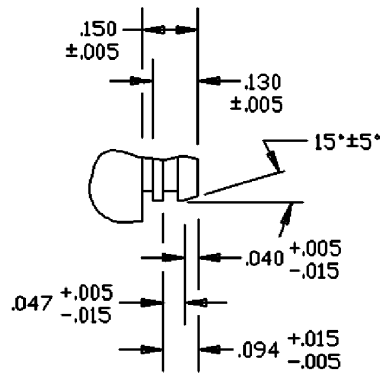
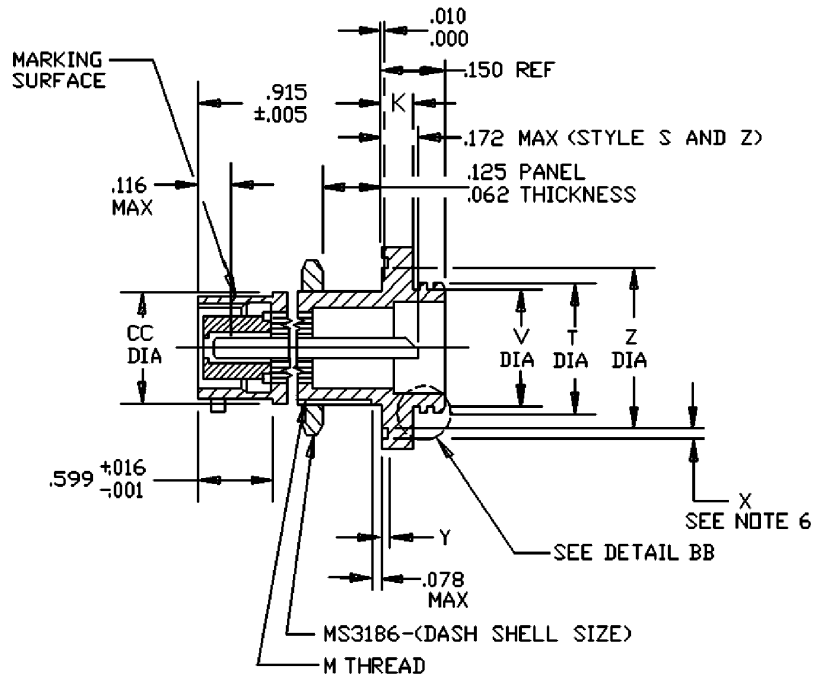


FIGURE 1. Plug, class Y.

MS27470H



DETAIL BB

STYLE S

FIGURE 1. Plug, class Y - Continued.

MS27470H

Shell size	Recommended packing (O-ring) AS3578- see note 7 (see SAE-AS3578)	Recommended potting mold M85049/74- (see SAE-AS85049/74)
9	019	10-1
11	022	12-1
13	024	14-1
15	026	16-1
17	028	18-1
19	128	20-1
21	130	22-1
23	132	24-1
25	134	28-1

Shell size	CC dia +.000 -.010	DD dia ±.016	K ±.016	M THD Class 2A UNEF (plated)	S ±.016	T dia +.011 -.000	V dia ±.011	X +.005 -.001	Y ±.005	Z dia +.006 -.005
9	.655	1.188	.109	.6875-24	1.062	.642	.602	.094	.045	.777
11	.755	1.375		.8125-20	1.250	.766	.726			.965
13	.942	1.500		1.000-20	1.375	.892	.852			1.090
15	1.066	1.625		1.125-18	1.500	1.018	.978			1.215
17	1.191	1.750		1.250-18	1.625	1.142	1.102			1.340
19	1.316	1.938	.140	1.375-18	1.812	1.268	1.228	.141	.075	1.449
21	1.441	2.062		1.500-18	1.938	1.392	1.352			1.574
23	1.566	2.188		1.625-18	2.062	1.518	1.478			1.699
25	1.691	2.312		1.750-18 UNS	2.188	1.642	1.602			1.824

STYLES P and S

FIGURE 1. Plug, class Y - Continued.

MS27470H

Inches	mm	Inches	mm	Inches	mm	Inches	mm
.001	0.03	.156	3.96	.965	24.51	1.375	34.93
.003	0.08	.172	4.37	.978	24.84	1.392	35.36
.005	0.13	.390	9.91	.980	24.89	1.441	36.60
.008	0.20	.403	10.24	1.018	25.86	1.449	36.80
.010	0.25	.515	13.08	1.062	26.97	1.478	37.54
.011	0.29	.576	13.49	1.066	27.08	1.500	38.10
.015	0.38	.599	15.21	1.090	27.69	1.518	38.56
.016	0.41	.602	15.29	1.102	27.99	1.566	39.78
.020	0.51	.629	15.98	1.105	28.47	1.574	39.98
.040	1.02	.642	16.31	1.142	29.01	1.602	40.69
.045	1.14	.655	16.64	1.188	30.18	1.625	41.28
.047	1.19	.726	18.44	1.191	30.25	1.642	41.71
.062	1.57	.754	19.15	1.215	30.86	1.691	42.95
.075	1.91	.755	19.18	1.228	31.19	1.699	43.15
.078	1.98	.766	19.46	1.230	31.24	1.750	44.45
.094	2.39	.777	19.74	1.250	31.75	1.812	46.02
.116	2.95	.852	21.64	1.268	32.21	1.824	46.33
.125	3.18	.879	22.33	1.316	33.43	1.938	49.23
.130	3.30	.892	22.66	1.340	34.04	2.062	52.37
.141	3.58	.915	23.24	1.352	34.34	2.188	55.58
.150	3.81	.942	23.93	1.355	34.42	2.312	58.72

NOTES:

1. Dimensions are in inches.
2. Metric equivalents are given for information only.
3. For main key and minor key positions, see MIL-DTL-38999.
4. Jam nut mounting receptacles shall be provided with an O-ring.
5. Diameters M, DD and Z shall be concentric within .015 inches (0.381 mm) TIR.
6. Sides of groove may have 5° max taper.
7. Recommended packing is for dimensions only. Material is optional.

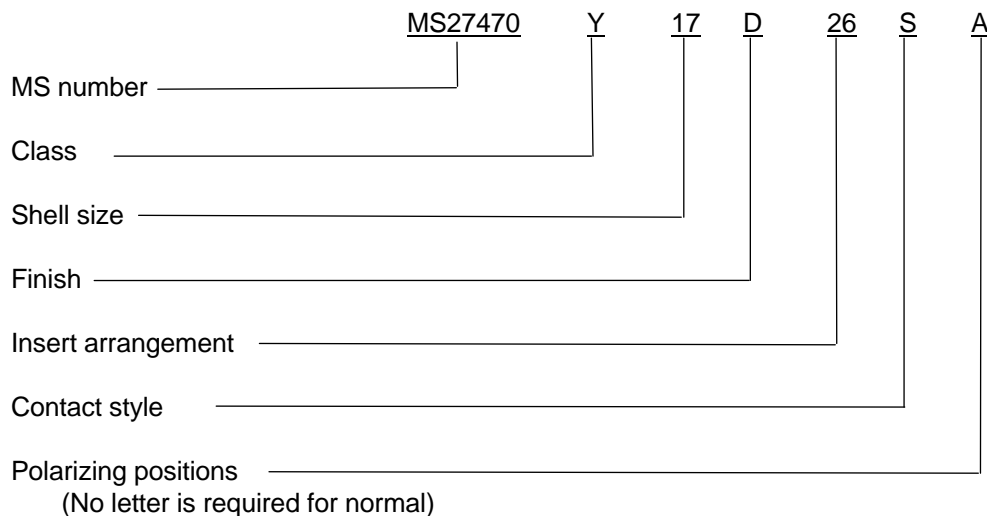
FIGURE 1. Plug, class Y - Continued.

REQUIREMENTS:

Dimensions and configuration: See figure 1.
Interface dimensions shall conform to MIL-DTL-38999.
Mating connectors: MS27467, MS27653 and MS27661.
Insert arrangements: See MIL-STD-1560.
Hex nuts: See MS3186.

MS27470H

Part or Identifying Number (PIN) example:



Changes from previous issue. Marginal notations are not used in this revision to identify changes with respect to the previous issue, due to the extent of the changes.

Referenced documents. In addition to MIL-DTL-38999, this document references the following:

MIL-STD-1560
 MS3186
 MS27467
 MS27653
 MS27661
 SAE-AS3578
 SAE-AS85049/74

CONCLUDING MATERIAL

Custodians:
 Army - CR
 Navy - AS
 Air Force - 85
 DLA - CC

Preparing activity:
 DLA - CC
 (Project: 5935-2012-024)

Review activities:
 Army - AR, MI
 Navy - EC, MC, OS
 Air Force - 19, 99
 DLA - IS

NOTE: The activities listed above were interested in this document as of the date of this document. Since organizations and responsibilities can change, you should verify the currency of the information above using the ASSIST Online database at <https://assist.daps.dla.mil>.