

INCH-POUND

MS27342E
W/AMENDMENT 1
8 February 2008
SUPERSEDING
MS27342E
12 July 2002

DETAIL SPECIFICATION SHEET

CONNECTORS, ADAPTER, ELECTRICAL, SERIES I AND II

Inactive for new design after 7 December 1998.

This specification is approved for use by all Departments
and Agencies of the Department of Defense.

The requirements for acquiring the product described herein
shall consist of this specification sheet and MIL-DTL-38999.

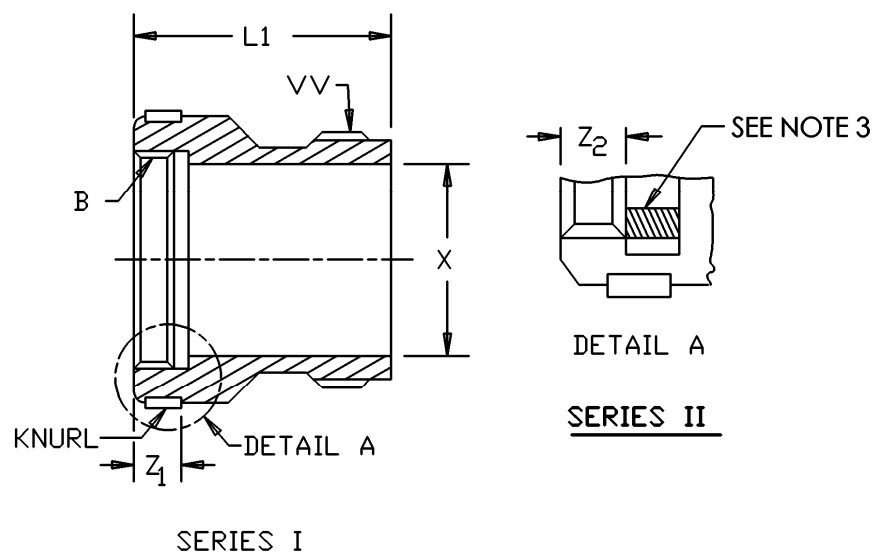


FIGURE 1. Open adapter (-1).

MS27342E
w/Amendment 1

Shell size series I	Shell size series II	B Thread class 2B UNEF	L ₁ max	X dia min	Z ₁ +.000, -.015 series I	Z ₂ +.005, -.010 series II	V V Thread class 2A UNEF
9	8	7/16-28	.688 (17.48)	.281 (7.14)	.219 (5.56)	.114 (2.90)	1/2-28
11	10	9/16-24		.406 (10.31)			5/8-24
13	12	11/16-24		.531 (13.49)			3/4-20
15	14	13/16-20		.656 (16.66)			7/8-20
17	16	15/16-20		.781 (19.84)			1-20
19	18	1 1/16-18		.875 (22.23)			1 3/16-18
21	20	1 3/16-18	.750 (19.05)	1.000 (25.40)			1 7/16-18
23	22	1 5/16-18		1.125 (28.58)			
25	24	1 7/16-18		1.250 (31.75)			

NOTES:

1. Dimensions are in inches. Metric equivalent are given for information only.
2. Materials: Adapter body: aluminum alloy.
3. On series II adapters, the Z₂ dimension may be achieved by two-piece construction.

FIGURE 1. Open adapter (-1) - Continued.

MS27342E
w/Amendment 1

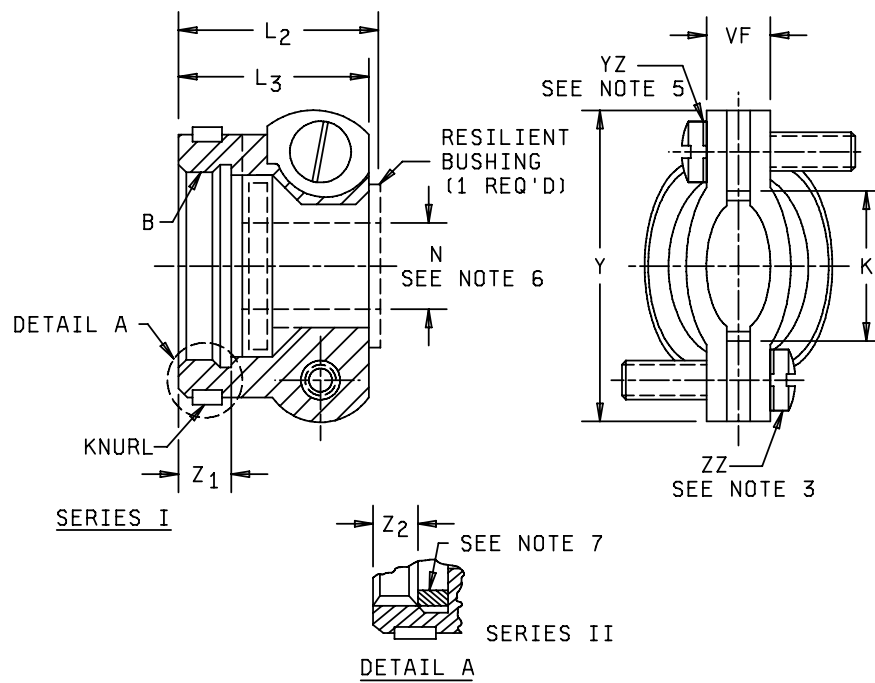


FIGURE 2. Strain relief adapter (-2).

MS27342E
w/Amendment 1

Shell size series I	Shell size series II	B Thread class 2B UNEF	N free dia +.010 -.025	L ₂ max	L ₃ max	X dia min open	Y max
9	8	7/16-28	.125 (3.18)	.875 (22.23)	.781 (19.84)	.234 (5.94)	.628 (15.95)
11	10	9/16-24	.188 (4.78)			.297 (7.54)	.981 (24.92)
13	12	11/16-24	.312 (7.92)			.422 (10.72)	1.016 (25.81)
15	14	13/16-20	.375 (9.53)	.938 (23.83)	.844 (21.44)	.547 (13.89)	1.141 (28.98)
17	16	15/16-20	.500 (12.70)			.609 (15.47)	1.203 (30.56)
19	18	11/16-18	.625 (15.88)			.734 (18.64)	1.469 (37.31)
21	20	13/16-18	.750 (19.05)	1.000 (25.40)	.906 (23.01)	.922 (23.42)	1.656 (42.06)
23	22	15/16-18				.964 (24.49)	1.750 (44.45)
25	24	17/16-18	.800 (20.32)				

Shell size series I	Shell size series II	Z ₁ +.000, -.015 Series I	Z ₂ +.005, -.010 Series II	VF max closed	ZZ Screws NASM35273 see note 3	YZ Lockwashers see note 5
9	8	.219 (5.56)	.114 (2.90)	.187 (4.75)	-30	NASM35338-98 or
11	10					NASM35338-41
13	12			.261 (6.63)		
15	14			.325 (8.26)	-32	AN936-A6B or
17	16			.356 (9.04)		AN936-A6
19	18			.456 (11.58)	-48	NASM35338-99 or
21	20			.519 (13.18)		NASM35338-42
23	22				-50	AN936-A8B or
25	24			.657 (16.69)		AN936-A8

FIGURE 2. Strain relief adapter (-2) – Continued.

MS27342E
w/Amendment 1

NOTES:

1. Dimensions are in inches. Metric equivalents are given for information only.
2. Materials: Adapter body and clamping bars: Aluminum alloy. Resilient bushing: Silicone.
3. Drill hole in head is optional.
4. Except that length of screw under head shall be $1.125 +.000 -.062$.
5. Lockwashers may be captivated.
6. Use MS3420 bushing if reduced opening is required.
7. On series II adapters, the Z_2 dimension may be achieved by two-piece construction.

FIGURE 2. Strain relief adapter (-2) - Continued.

REQUIREMENTS:

Dimensions and configuration: See figures 1 and 2.
Interface dimensions shall conform to MIL-DTL-38999.
Mating connectors: MIL-DTL-38999, series I and series II.

Qualification:

Examination of product.
Mating and unmating forces.
Humidity.
Salt spray (corrosion).
Altitude immersion.

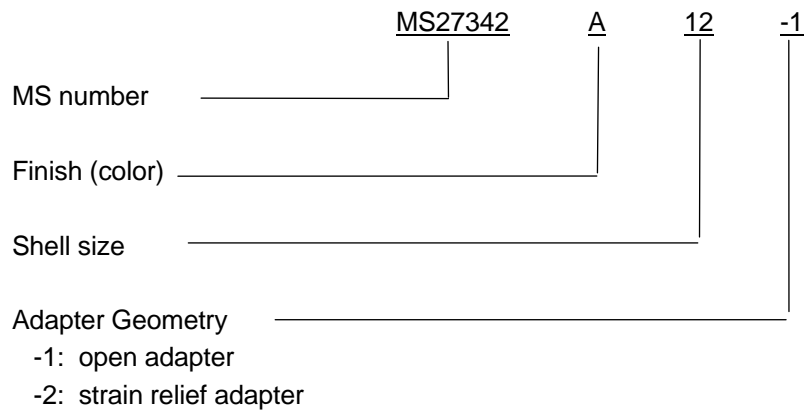
Group A sampling inspection. 100% inspection is not applicable. Sampling inspection shall be specified in table I:

TABLE I. Group A sampling plan.

Lot size	Sample size
1 to 13	100 percent
14 to 150	13 units
151 to 280	20 units
281 to 500	29 units
501 to 1,200	34 units
1,201 to 3,200	42 units

MS27342E
w/Amendment 1

Part or Identifying Number (PIN) example:



Amendment notations. Marginal notations are not used in this revision to identify changes with respect to the previous issue due to the extent of the changes.

Referenced documents. In addition to MIL-DTL-38999, this document references the following:

MS3420
NASM35273

MS27342E
w/Amendment 1

CONCLUDING MATERIAL

Custodians:

Army - CR
Navy - AS
Air Force - 11
DLA - CC

Preparing activity:
DLA - CC

(Project 5935-2007-165)

Review activities:

Army - AR, MI
Navy - EC, MC, OS
Air Force - 19, 99

NOTE: The activities listed above were interested in this document as of this document. Since organizations and responsibilities can change, you should verify the currency of the information above using the ASSIST Online database at <http://assist.daps.dla.mil>.