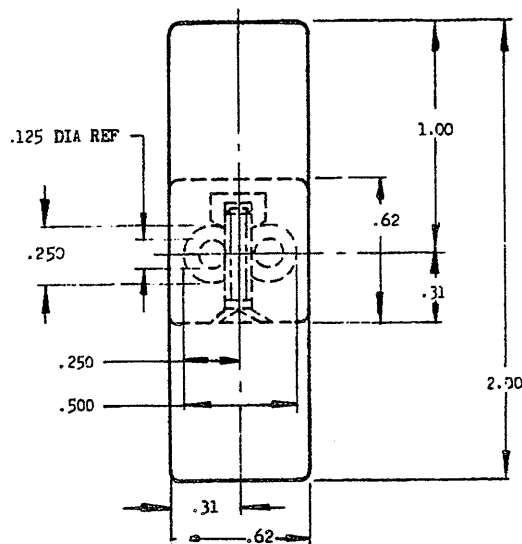


NOTICE: When Government drawings, specifications, or other data are used for any purpose other than in connection with a definitely related Government procurement operation, the United States Government thereby incurs no responsibility, nor any obligation whatsoever; and the fact that the Government may have formulated, furnished, or in any way supplied the said drawings, specifications, or other data is not to be regarded by implication or otherwise as in any manner licensing the holder or any other person or corporation, or conveying any rights or permission to manufacture, use, or sell any patented invention that may in any way be related thereto.



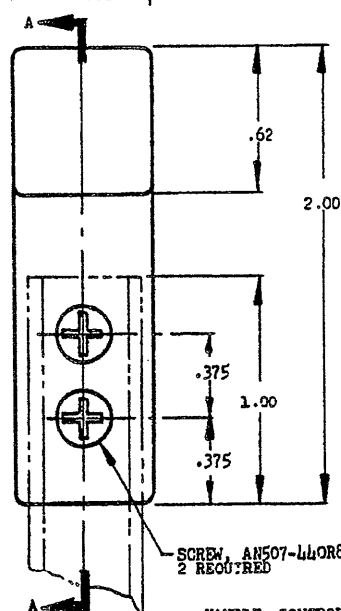
FOR LETTERING, SEE TABLE

FED. SUP CLASS.  
169D

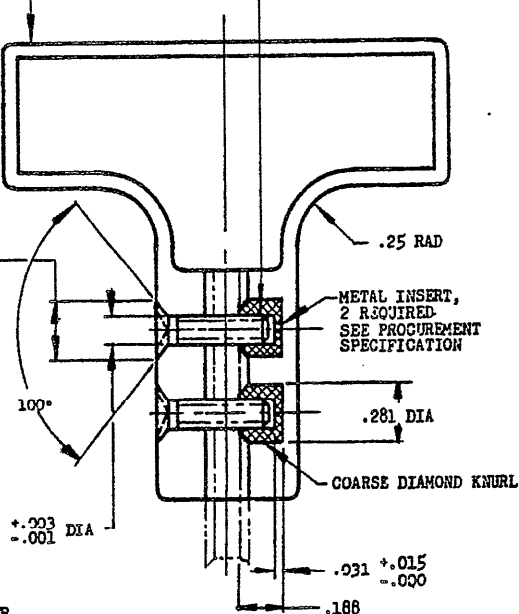
FIRE #8

TOP VIEW OF HANDLE SHOWING  
TYPICAL MARKING

AREA FOR LIGHTING PROVISIONS (BOTH TOP SIDES ARE TO BE LIGHTED) TO MEET REQUIREMENTS FOR WARNING LIGHT OF STANDARD MIL-STD-411.

THD NO. 8-32NC-3B  
SPECIFICATION MIL-S-7742

HANDLE, CONTROL, FIRE EXTINGUISHER

.233 DIA  
.223

SECTION A-A

| DASH NO. | FIIN | LETTERING | DASH NO. | FIIN | LETTERING | DASH NO. | FIIN | LETTERING |
|----------|------|-----------|----------|------|-----------|----------|------|-----------|
| 1        |      | FIRE #1   | 5        |      | FIRE #5   | 9        |      | FIRE #9   |
| 2        |      | FIRE #2   | 6        |      | FIRE #6   | 10       |      | FIRE #10  |
| 3        |      | FIRE #3   | 7        |      | FIRE #7   | 11       |      | FIRE      |
| 4        |      | FIRE #4   | 8        |      | FIRE #8   |          |      |           |

MATERIAL: SEE PROCUREMENT SPECIFICATION.

FINISH: SEE PROCUREMENT SPECIFICATION.

BREAK ALL CORNERS AND SHARP EDGES EXCEPT SLOT.

DIMENSIONS IN INCHES. UNLESS OTHERWISE SPECIFIED, TOLERANCES: TWO-PLACE DECIMALS  $\pm .03$ , THREE-PLACE DECIMALS  $\pm .010$ , ANGLES  $\pm 1^\circ$ . SCREW TERMINAL CONNECTIONS SHALL BE PROVIDED FOR ELECTRICAL CONNECTIONS TO LAMPS: No. 6 SCREW FOR NEGATIVE OR GROUND; No. 10 FOR POSITIVE.

HANDLE SHALL BE SUITABLE FOR SUPPLY OF 28 VOLTS.

THIS STANDARD TAKES PRECEDENCE OVER DOCUMENTS REFERENCED HEREIN.

REFERENCED DOCUMENTS SHALL BE OF THE ISSUE IN EFFECT ON DATE OF INVITATIONS FOR BID.

THIS DOCUMENT HAS BEEN PROMULGATED BY THE DEPARTMENT OF DEFENSE AS THE MILITARY STANDARD TO LIMIT THE SELECTION OF THE ITEM, PRODUCT, OR DESIGN COVERED HEREIN IN ENGINEERING, DESIGN, AND PROCUREMENT. THIS STANDARD SHALL BECOME EFFECTIVE NOT LATER THAN 90 DAYS AFTER THE LATEST DATE OF APPROVAL SHOWN.

|  |                                  |   |  |                  |
|--|----------------------------------|---|--|------------------|
| DATE REVISD AND EFFECT DATE OF REVISD SHOWN: |                                  |   |  |                  |
| CUSTODIANS<br>Navy - BuAer<br>Air Force      | OTHER INT.<br>A -<br>N -<br>AF - | MILITARY STANDARD                               |  | MS26523<br>(ASG) |
|  |                                  | HANDLES, CONTROL, AIRCRAFT<br>FIRE EXTINGUISHER |  |                  |
| PROCUREMENT SPECIFICATION<br>MIL-H-8810      |                                  | SUPERSEDES: MS33517                             |  | SHEET 1 OF 1     |

APPROVED 15 Nov 57 REVISED