

INCH-POUND

MS25219H
14 October 2010
SUPERSEDING
MS25219G
5 March 1993

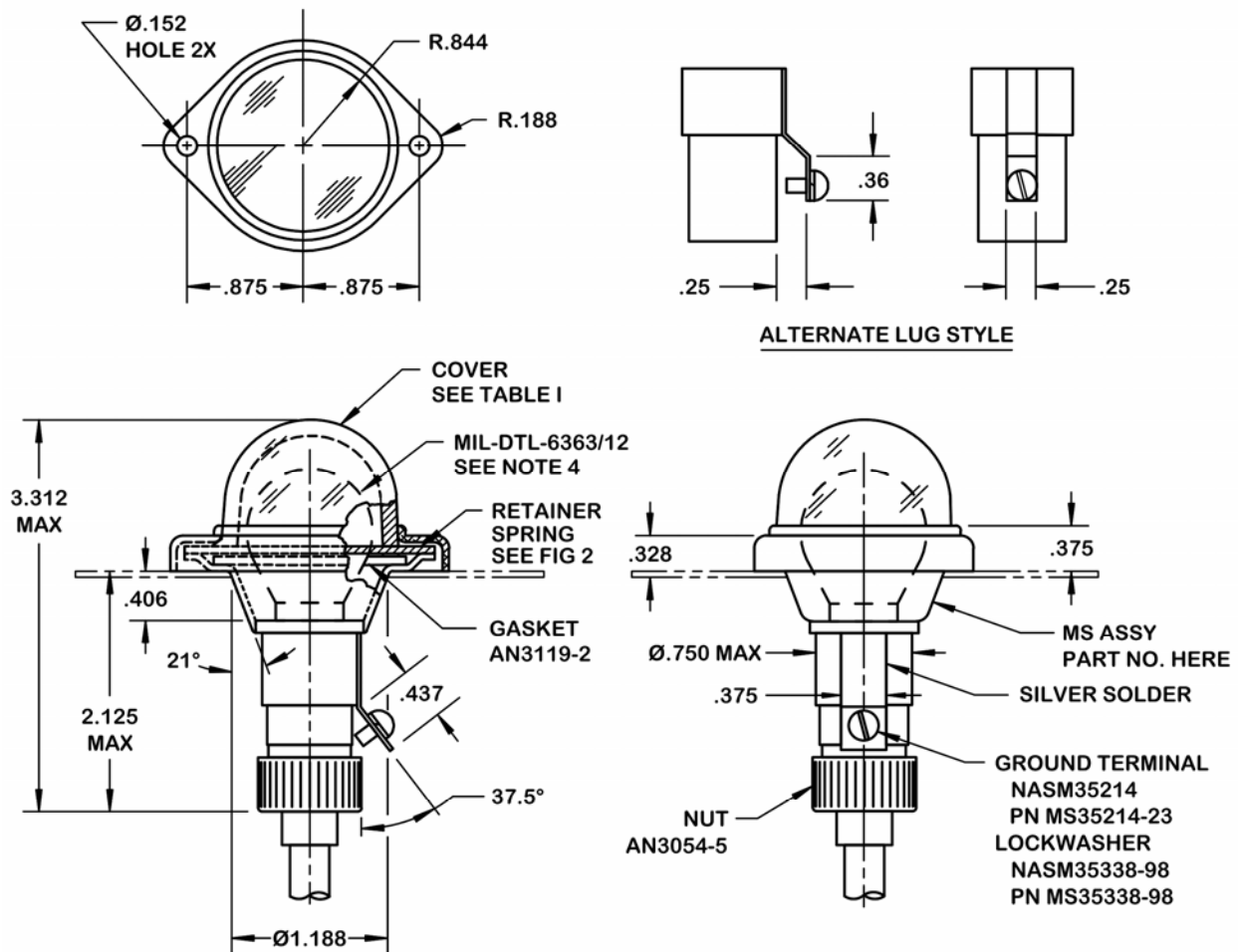
DETAIL SPECIFICATION SHEET

LIGHT - NAVIGATIONAL AND WARNING, AIRCRAFT

This specification is approved for use by all Departments and Agencies of the Department of Defense.

The requirements for acquiring the product described herein shall consist of this specification sheet and MIL-L-6723, "Lights, Aircraft, General Specification for".

MS25219H

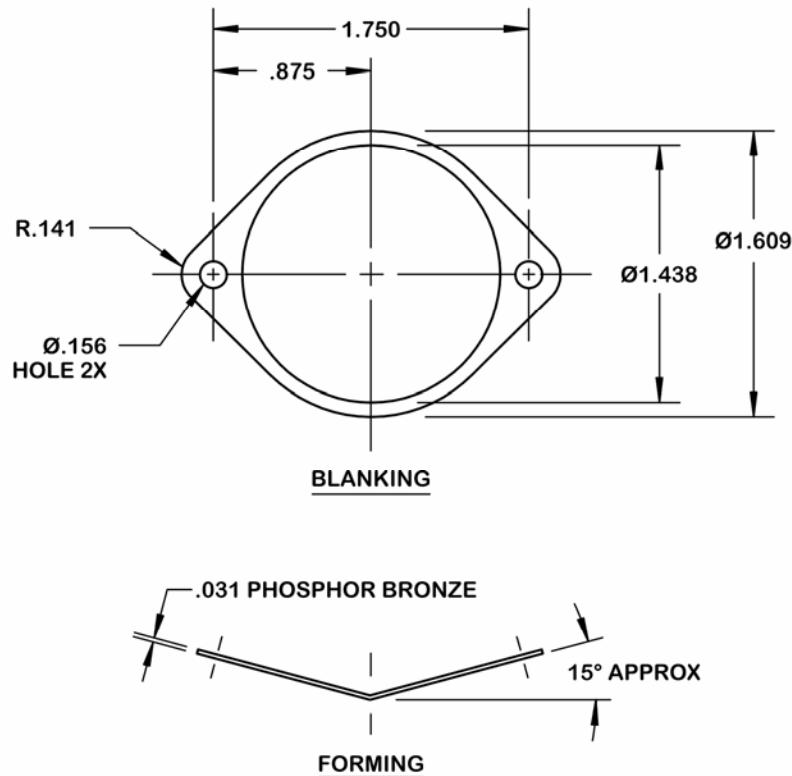


NOTES:

1. Dimensions in inches.
2. Unless otherwise specified, tolerances: decimals: ± 0.010 , angles: $\pm 1^\circ$.
3. Parts undimensioned are at the manufacturer's discretion.
4. For government procurement only. Lamps shall not be furnished with the light assembly.
5. The ground terminal may be configured in accordance with the standard or alternate lug styles as depicted herein.

FIGURE 1. Aircraft navigational and warning light.

MS25219H



NOTES:

1. Dimensions in inches.
2. Unless otherwise specified, tolerances: decimals: ± 0.010 , angles: $\pm 1^\circ$.

FIGURE 2. Retainer spring.

REQUIREMENTS:

Dimensions shall be in accordance with figure 1 and figure 2.

Configurations shall be in accordance with table I and table II.

Weight: 0.25 pounds maximum.

Material: All materials shall be non-magnetic.

All part numbers described under this specification shall include gasket and retainer spring (see figure 1 and table I).

The part number shall be marked on the assembly and shall indicate the complete assembly without lamp (see figure 1 and table I).

The part number for the assembly with lamp shall consist of the assembly MS part number with an additional dash number indicating the trade number of the lamp. Example:
 MS25219-16-1683 = light assembly furnished with one MIL-DTL-6363/12 part number
 M6363/12-2 lamp (see table II). This part number shall be used for shipping container marking only.

MS25219H

TABLE I. MS25219 dash number cross-reference to MS23006 cover.

MS25219 dash no. ¹	MS23006 cover part no. and color	
-11	No cover	
-12 ²	MS23006-1	Aviation white, diffusing
-13	MS23006-2	Aviation white, non-diffusing
-14	MS23006-3	Aviation yellow
-15	MS23006-4	Aviation red
-16	MS23006-5	Aviation green

¹ MS25219-11 through -16 replace legacy part numbers MS25219-1 through -6, respectively.

² MS25219-12 is not approved for Air Force use.

TABLE II. MIL-DTL-6363/12 part number cross-reference to lamp trade number.

MIL-DTL-6363/12 dash no.	Trade no.	MIL-DTL-6363/12 dash no.	Trade no.	MIL-DTL-6363/12 dash no.	Trade No.
-1	1680	-4R	307R ¹	-7	1691
-2	1683	-4SB	307SB ²	-8	2232
-3	1141	-5	315	-9	2233
-4	307	-6	305		

¹ R indicates red lamp.

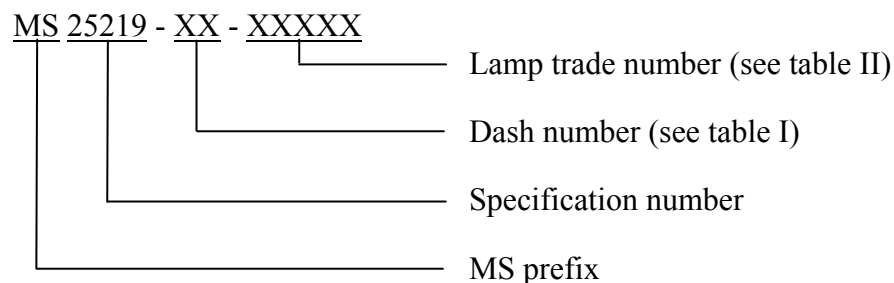
² SB indicates lamp with "silver bowl" reflective coating.

NOTES:

In the event of a conflict between the text of this document and the references cited herein, the text of this document takes precedence.

Unless otherwise specified, issues of referenced documents are those in effect on the date of solicitation.

The part or identifying number (PIN) to be used for aircraft navigational and warning lights acquired to this specification sheet is created as follows:



Example of reference part number: MS25219-13 (on light assembly)

Example of reference part number with lamp: MS25219-13-305 (on shipping container only)

NOTE: Lamp trade number can be as few as three digits or as many as five digits.

MS25219H

CHANGES FROM PREVIOUS ISSUE. Marginal notations are not used in this revision to identify changes with respect to the previous issue due to the extent of the changes.

Custodians:

Army - AV

Navy - AS

Air Force - 99

DLA - GS

Preparing Activity:

DLA - GS2

(Project 6220-2010-008)

Review Activity:

Air Force - 71

NOTE: The activities listed above were interested in this document as of the date of this document. Since organizations and responsibilities can change, you should verify the currency of the information above using the ASSIST database at <https://assist.daps.dla.mil/>.