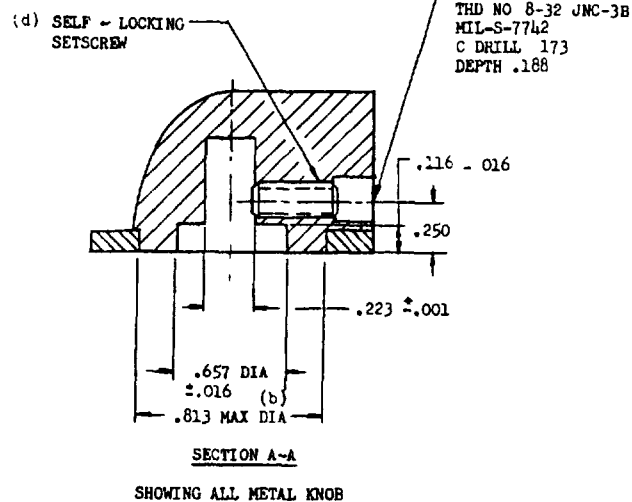
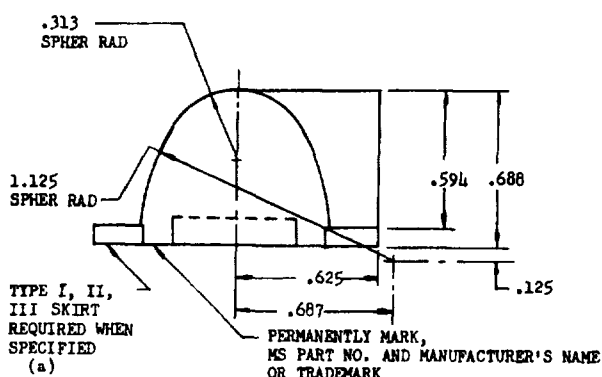
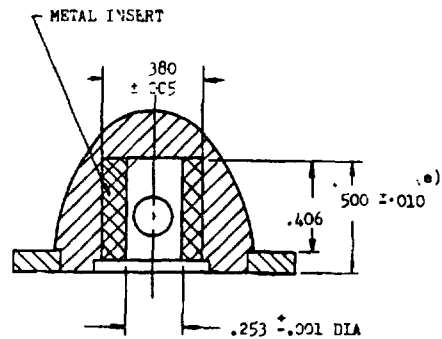
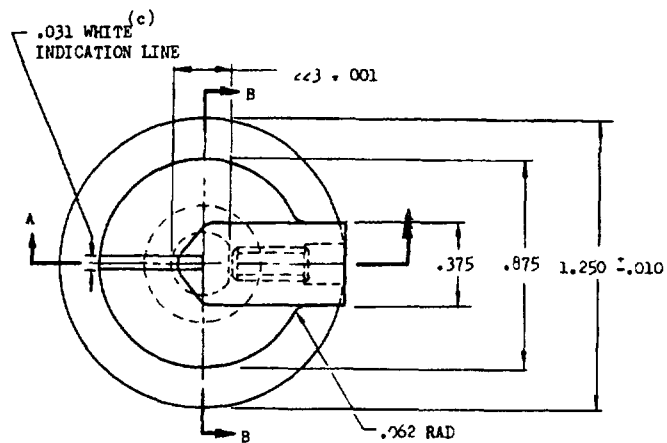


FED SUP CLASS  
5355

DASH NUMBER	(a) KNOB FORM	MATERIAL
-1	WITHOUT SKIRT	METAL
P1	WITHOUT SKIRT	PLASTIC
-2	WITH TYPE I SKIRT	METAL
P2	WITH TYPE I SKIRT	PLASTIC
-3	WITH TYPE II SKIRT	METAL
P3	WITH TYPE II SKIRT	PLASTIC
-4	WITH TYPE III SKIRT	METAL
P4	WITH TYPE III SKIRT	PLASTIC

REFER TO SHEET 2 FOR GENERAL NOTES

(G) FOR CHANGES SEE SHEET 2

P A Navy - WP Other Cust USAP - 11	TITLE KNOB, BAR, SMALL	MILITARY STANDARD
		MS25169 (ASG)
PROCUREMENT SPECIFICATION MIL-K-25049	SUPERSEDES	SHEET 1 OF 2

APPROVED 6 Jul 55 REVISED (A) 10 Oct 55 (B) 7 Oct 57 (C) 19 Oct 59 (D) 31 Aug 60 (E) 24 Nov 61 (F) 12 Feb 65 (G) 27 Dec 1965

This standard has been approved by the Bufileps (Department of the Navy) and the Department of the USAP and is mandatory for use by that activity. All other military activities are required to employ this standard where suitable.

Rev: Navy - WP  
USAP - 11  
DISC

- (a) FOR SKIRT TYPES SEE MS25164.  
 (b) DIAMETER DIMENSION OF KNOB WITHOUT SKIRT.  
 (c) POINTER INDICATION ON SKIRTS SHALL BE LOCATED OPPOSITE TO AND ON CENTERLINE OF KNOB SETSCREW. THE WHITF OF THE LINE SHALL BE A MAT WHITE WITH MATERIAL HAVING A REFLECTANCE OF NO LESS THAN 80 PERCENT. CONTRAST OF THE WHITE LINE AND GRAY OR BLACK COATING SHALL BE AS SPECIFIED IN MIL-P-7788. SKIRT, WHEN SPECIFIED, SHALL BE ASSEMBLED TO KNOB BY MECHANICAL OR ADHESIVE METHODS OR THE SKIRT AND KNOB SHALL BE FORMED IN ONE PIECE. KNOB EDGES SHALL BE HONED TO AN APPROXIMATE RADIUS OF .03.  
 (d) SCREWS SELFLOCKING FEATURE IN ACCORDANCE WITH MIL-F-18240.  
 (e) HOLE DETAIL AND DIMENSIONS (SECTION A-A AND B-B) AS SHOWN IN MS33743.

MATERIAL: INSERT; BRASS, QQ-B-613, COMPOSITION B, HALF HARD.  
 KNOB AND SKIRT; CLEAR TRANSPARENT PLASTIC OR CORROSION RESISTANT METAL.

FINISH: INSERT; CADMIUM PLATE, SPEC QQ-P-416, TYPE II CLASS A PERMITTED.  
 KNOB AND SKIRT; THE ENTIRE OUTER SURFACE, EXCEPT FOR THE BOTTOM SURFACE AND ANY REQUIRED INDEX MARKINGS SHALL BE COATED DARK GULL GRAY OR BLACK MAT MATERIAL HAVING A COLOR CONFORMING TO ONE OF THE COLOR NUMBERS IN ACCORDANCE WITH FED STD 595 SHOWN IN THE COLOR CODE TABLE.

DIMENSIONS IN INCHES. UNLESS OTHERWISE SPECIFIED, TOLERANCES. DECIMALS  $\pm .016$ .

ADD P IN PLACE OF DASH TO INDICATE PLASTIC KNOB

ADD CODE LETTER TO INDICATE COLOR OF SKIRT AND KNOB AFTER DASH NUMBER DESIGNATING SKIRT TYPE

CODE	COLOR		INDICATION LINE
	NAME	FED STD 595	
A	DARK GULL GRAY	36231	WITH
B	BLACK	37038	INDICATION LINE
C	DARK GULL GRAY	36231	WITH
	KNOB WITH BLACK SKIRT	37038	INDICATION LINE

EXAMPLE OF PART NOS MS25169-1A = METAL KNOB WITHOUT SKIRT, DARK GULL GRAY  
 MS25169P4B = PLASTIC KNOB, TYPE III SKIRT, BLACK  
 MS25169P4C = PLASTIC KNOB, DARK GULL GRAY WITH BLACK TYPE III SKIRT

FOR DESIGN FEATURE PURPOSES, THIS STANDARD TAKES PRECEDENCE OVER PROCUREMENT DOCUMENTS REFERENCED HEREIN  
 REFERENCED DOCUMENTS SHALL BE OF THE ISSUE IN EFFECT ON DATE OF INVITATIONS FOR BID

P A. Navy - WP Other Cust USAF - 11	TITLE  KNOB, BAR, SMALL	MILITARY STANDARD
		MS25169(ASG)
PROCUREMENT SPECIFICATION MIL-K-25049	SUPERSEDES	SHEET 2 OF

Reviewers  
Navy - WP  
USAF - 11

This standard has been approved by the Bu Weps (Department of the Navy) and the Department of the USAF and is mandatory for use by their activity. All other military activities are required to employ this standard where suitable.

APPROVED 6 JUL 55 REVISED 6 FOR CHANGES SEE SHEET 1