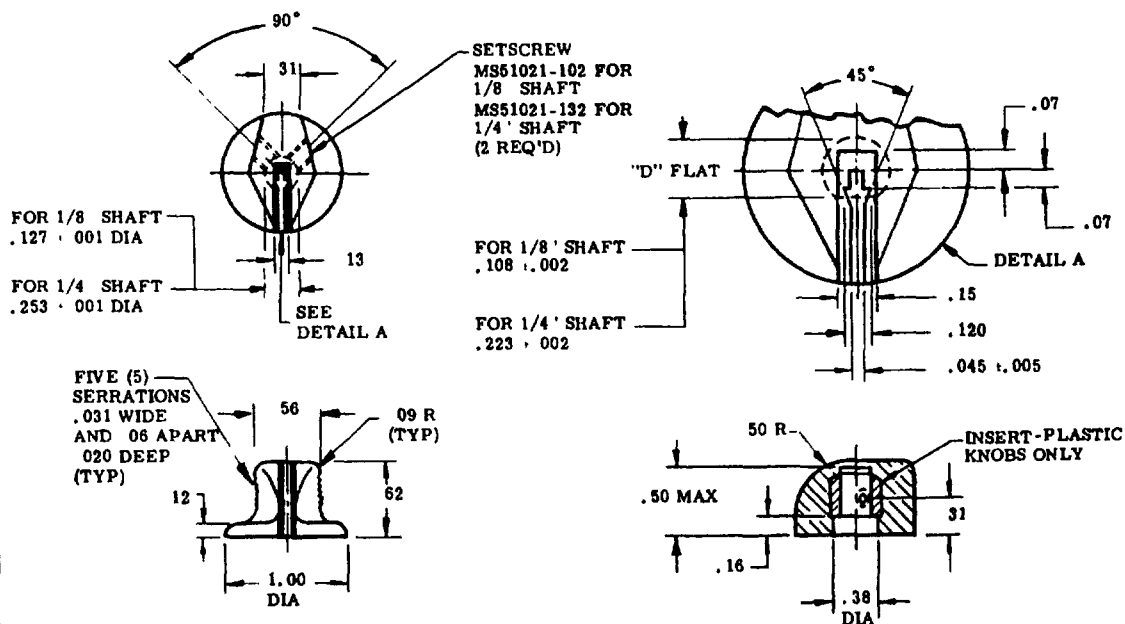
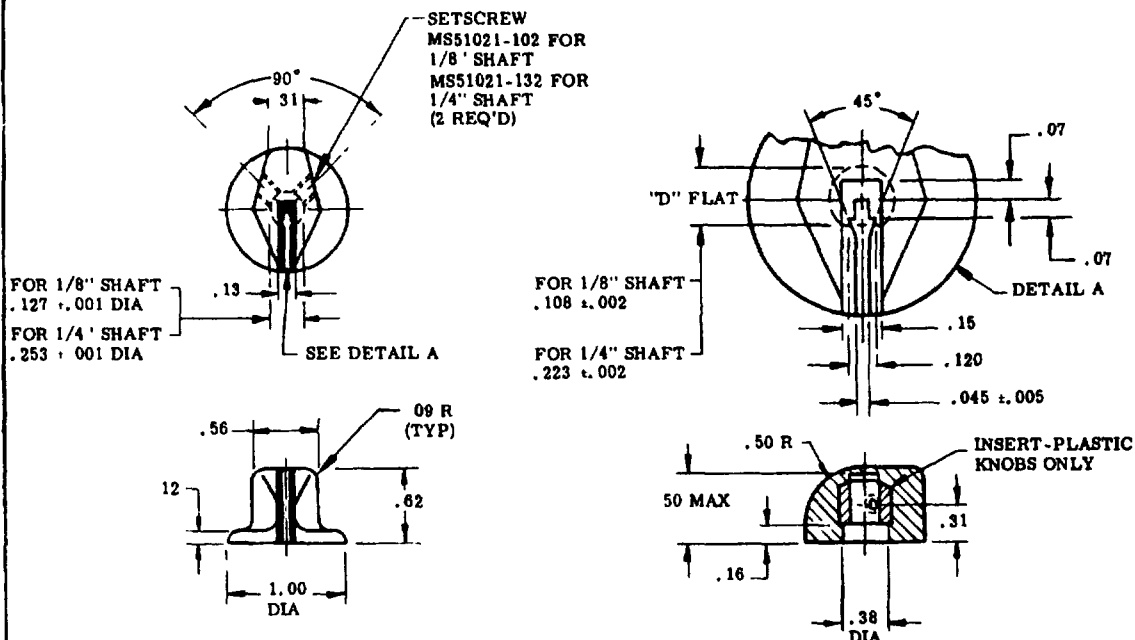


FED SUP CLASS  
5355

User Activities

Review Activities  
DLA - IS

(E) Entire standard revised

|  |            |  |                   |
|--|------------|--|-------------------|
| P A                                      | 11         | TITLE  | MILITARY STANDARD |
| Other Cost                               |            | KNObS - POINtER<br>ILLUMINATED AND NON-ILLUMINATED | MS21384(USAF)     |
| PROCUREMENT SPECIFICATION<br>MIL-K-25049 | SUPERSEDES |  | SHEET 1 OF 4      |

DD FORM 672-1 (Limited Coordination)

PREVIOUS EDITIONS OF THIS FORM ARE OBSOLETE

5355-F042

PLATE NO. 71055

This military standard is approved by the Aeronautical Systems Division, Department of the Air Force and shall be used by that activity. All other military activities are required to employ this standard where suitable.

APPROVED 11 MAY 1973 REVISED (E) 12-1-500-500

User Activities.

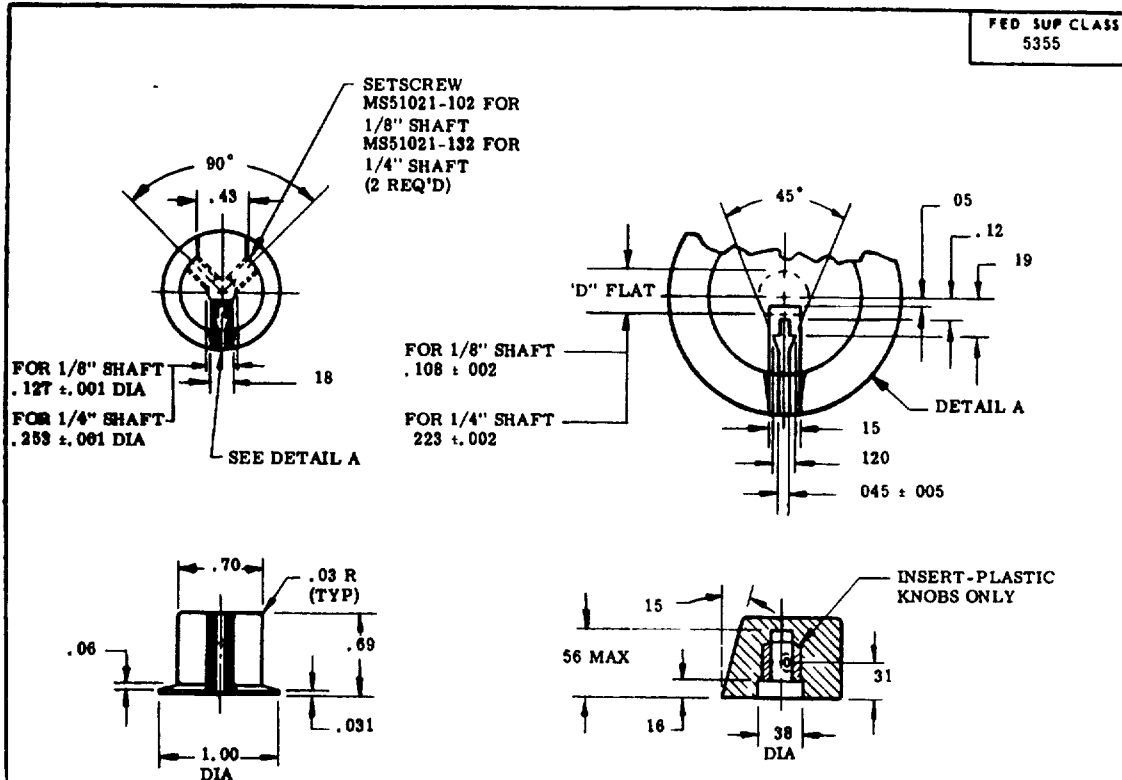
Review Activities.  
DLA - IS

FIGURE 3

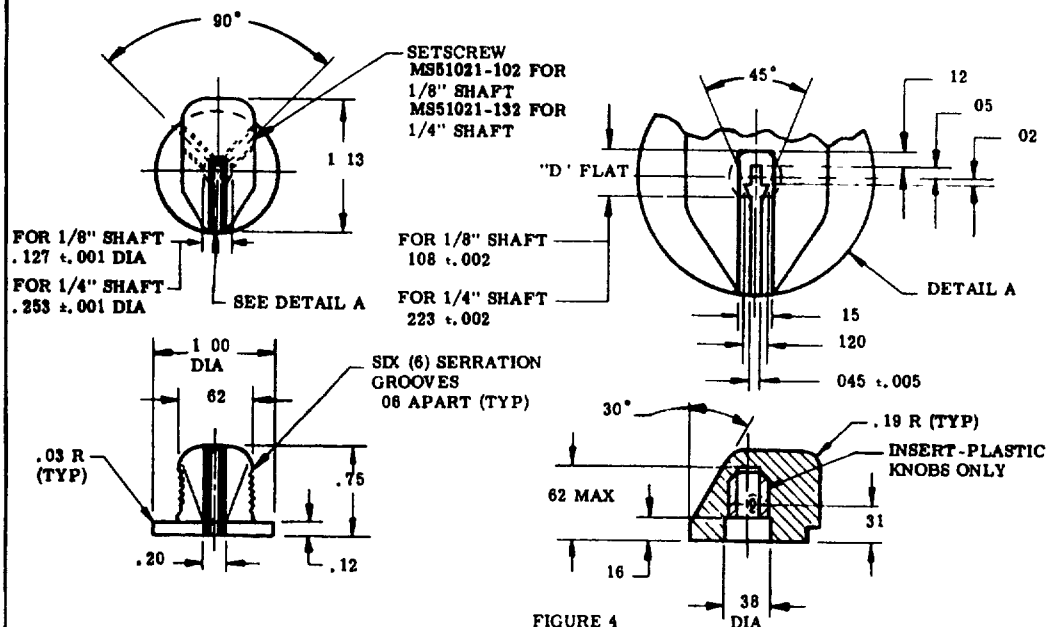


FIGURE 4

This military standard is approved by the Aeronautical Systems Division, Department of the Air Force and shall be used by that activity. All other military activities are required to employ this standard where suitable.

APPROVED 11 MAY 1973 REVISED (E) FOR CHANGES SEE SHEET 1

|  |            |  |                   |
|--|------------|--|-------------------|
| P A                                      | 11         | TITLE  | MILITARY STANDARD |
| Other Cust                               |            | KNOBS - POINTER<br>ILLUMINATED AND NON-ILLUMINATED | MS21384(USAF)     |
| PROCUREMENT SPECIFICATION<br>MIL-K-25049 | SUPERSEDES |  | SHEET 2 OF 4      |

FED SUP CLASS  
5355

TABLE I Interchangeability

| MS21384 dash numbers    |             |
|-------------------------|-------------|
| Cancelled <sup>1/</sup> | Superseding |
| -02                     | -02ANN      |
| -04                     | -04ANN      |
| -08                     | -04BNN      |
| -13                     | -01DNN      |
| -16                     | -04DNN      |
| -20                     | -14ENN      |
| -24                     | -14FNN      |
| -30                     | -12HNN      |

1/ Knobs covered by cancelled dash numbers shall be used until existing stock is depleted. For new procurement specify superseding dash numbers as shown in table III.

TABLE II Knob styles

| Illuminated |               |                               | Non-illuminated |               |
|-------------|---------------|-------------------------------|-----------------|---------------|
| Style       | Figure Number | Illumination Ratio $\pm 15\%$ | Style           | Figure Number |
| A           | 1             | 0.08                          | E               | 1             |
| B           | 2             | 0.07                          | F               | 2             |
| C           | 3             | 0.06                          | G               | 3             |
| D           | 4             | 0.07                          | H               | 4             |

TABLE III MS dash numbers

| MS21384 - 1 4 A NB           |                  |              |                                  |                                    |
|------------------------------|------------------|--------------|----------------------------------|------------------------------------|
| SERIES                       | SHAFT DIA        | STYLE        | COLOR-KNOB                       | INDICIA                            |
| 0 - Plastic, illuminated     | 1 - 125 Round    | See table II | N-Gray with black indicia border | N-White Round or "D" Flat as shown |
| 1 - Plastic, non-illuminated | 2 - 125 "D" Flat |              | B-Black                          | B-Black Round or "D" Flat as shown |
| 2 - Aluminum                 | 3 - 250 Round    |              | G-Gray                           | C-White                            |
|                              | 4 - 250 "D" Flat |              | M-Metal, natural                 | "D" Flat opposite to that shown    |

METRIC EQUIVALENTS

| INCHES | MM   | INCHES | MM   | INCHES | MM   | INCHES | MM    |
|--------|------|--------|------|--------|------|--------|-------|
| 001    | 03   | 07     | 1.78 | 16     | 4.06 | 43     | 10.92 |
| 002    | 05   | 09     | 2.29 | 18     | 4.57 | 50     | 12.70 |
| 005    | 13   | 108    | 2.74 | 19     | 4.83 | 56     | 14.22 |
| 02     | .51  | 12     | 3.05 | 20     | 5.08 | 62     | 15.75 |
| 03     | .76  | 125    | 3.18 | 223    | 5.66 | 69     | 17.53 |
| 031    | .79  | 127    | 3.22 | 25     | 6.35 | 70     | 17.78 |
| 045    | 1.14 | 13     | 3.30 | 253    | 6.43 | 75     | 19.05 |
| 05     | 1.27 | 15     | 3.81 | 31     | 7.87 | 100    | 25.40 |
| 06     | 1.52 |        |      | 38     | 9.65 | 113    | 28.70 |

|  |  |                   |
|--|--|-------------------|
| P A 11                                   | TITLE  | MILITARY STANDARD |
| Other Cust                               | KNOBS - POINTER<br>ILLUMINATED AND NON-ILLUMINATED | MS21384(USAF)     |
| PROCUREMENT SPECIFICATION<br>MIL-K-25049 | SUPERSEDES   | SHEET 3 OF 4      |

DD FORM 672-1 (Limited Coordination)

PREVIOUS EDITIONS OF THIS FORM ARE OBSOLETE

PLATE NO 32085

APPROVED 11 MAY 1973 REVISED (E) FOR CHANGES SEE SHEET 1

User Activities

Review Activities  
DLA - IS

This military standard is approved by the Aeronautical Systems Division, Department of the Air Force and shall be used by that activity. All other military activities are required to comply with this standard, where suitable.

FED SUP CLASS  
5355

## NOTES

1. Dimensions In inches.
2. Tolerances Unless otherwise specified, tolerances are .010 ( .25 mm) for three place decimals, .02 (.51 mm) for two place decimals, and .0° 30' on angles
3. Weight .33 ounces maximum.
4. Material Insert Brass in accordance with QQ-B-626  
Knob Thermoplastic or Aluminum alloy.
5. Finish Insert Nickel plate in accordance with QQ-N-290, grade G class 2  
Knob Bottom surface of illuminated knobs shall have no coating and shall be polished
6. Color Unless otherwise specified, colors shall be in accordance with FED-STD-595  
Knob Gray lusterless, color number 36231  
Black lusterless, color number 37038.  
Metal, natural-anodize in accordance with MIL-A-8625  
Indicia White lusterless, color number 37875.  
Reflection may be reduced to 50% minimum  
Markings shall meet a daylight contrast of 9 minimum  
Black lusterless, color number 37038 for anodized knobs  
Indicia border Black lusterless, color number 37038
7. For design feature purposes, this standard takes precedence over procurement documents referenced herein
8. Referenced documents shall be of the issue in effect on date of invitations for bids, or request for proposal, except that referenced adopted industry documents shall give the date of the issue adopted
9. Metric equivalents (to the nearest .01 mm) are given for information only and are based on 1 inch = 25.4 mm

APPROVED 11 MAY 1973 REVISED (E) FOR CHANGES SEE SHEET 1

|  |   |                   |
|--|---|-------------------|
| PA 11                                    | TITLE   | MILITARY STANDARD |
| Other Cust                               | KNOB - POINTER<br>ILLUMINATED AND NON-ILLUMINATED | MS21384(USAF)     |
| PROCUREMENT SPECIFICATION<br>MIL-R-25049 | SUPERSEDES  | SHEET 4 OF 4      |

DD FORM 672-1 (Limited Coordination)

PREVIOUS EDITIONS OF THIS FORM ARE OBSOLETE

PLATE NO 22089

User Activities-

Review Activities-  
DLA - IS

This military standard is approved by the Aeronautical Systems Division, Department of the Air Force and shall be used by that activity. All other military activities are required to employ this standard where suitable.