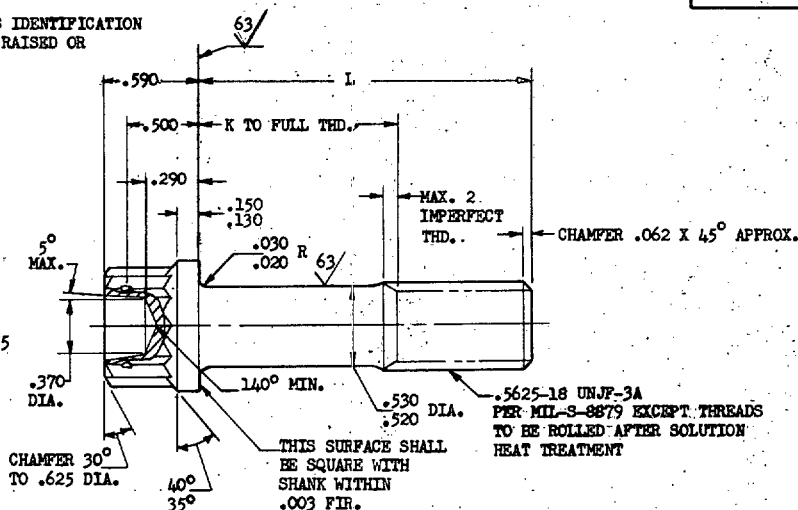
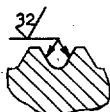
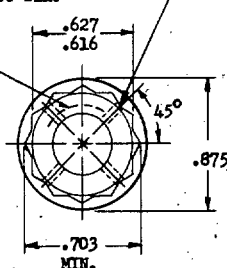


FED. SUP CLASS
5306MS21294 AND MANUFACTURER'S IDENTIFICATION
.047 MIN. HIGH CHARACTERS RAISED OR
DEPRESSED .010 MAX..070 DIA. 4 HOLES
EQUALLY SPACED AS
SHOWN CSK 90° TO
.100 DIA.

SECTION THRU THREAD PROFILE

PART NO.	L	K +.000 -.060	APPROX. WEIGHT LB/100	PART NO.	L	K +.000 -.060	APPROX. WEIGHT LB/100	PART NO.	L	K +.000 -.060	APPROX. WEIGHT LB/100
MS21294-06	1.000	(a)	11.91	MS21294-23	2.375	1.000	19.63	MS21294-41	4.625	3.250	32.32
MS21294-07	1.062	(a)	12.26	MS21294-24	2.500	1.125	20.34	MS21294-42	4.750	3.375	33.03
MS21294-08	1.125	(a)	12.61	MS21294-25	2.625	1.250	21.04	MS21294-43	4.875	3.500	33.73
MS21294-09	1.188	(a)	12.96	MS21294-26	2.750	1.375	21.75	MS21294-44	5.000	3.625	34.44
MS21294-10	1.250	(a)	13.31	MS21294-27	2.875	1.500	22.45	MS21294-45	5.125	3.750	35.14
MS21294-11	1.312	(a)	13.66	MS21294-28	3.000	1.625	23.16	MS21294-46	5.250	3.875	35.85
MS21294-12	1.375	(a)	14.01	MS21294-29	3.125	1.750	23.86	MS21294-47	5.375	4.000	36.55
MS21294-13	1.438	(a)	14.36	MS21294-30	3.250	1.875	24.57	MS21294-48	5.500	4.125	37.26
MS21294-14	1.500	.125	14.71	MS21294-31	3.375	2.000	25.27	MS21294-49	5.625	4.250	37.96
MS21294-15	1.562	.188	15.06	MS21294-32	3.500	2.125	25.98	MS21294-50	5.750	4.375	38.67
MS21294-16	1.625	.250	15.41	MS21294-33	3.625	2.250	26.68	MS21294-51	5.875	4.500	39.37
MS21294-17	1.688	.312	15.76	MS21294-34	3.750	2.375	27.39	MS21294-52	6.000	4.625	40.08
MS21294-18	1.750	.375	16.11	MS21294-35	3.875	2.500	28.09				
MS21294-19	1.875	.500	16.81	MS21294-36	4.000	2.625	28.80				
MS21294-20	2.000	.625	17.51	MS21294-37	4.125	2.750	29.50				
MS21294-21	2.125	.750	18.21	MS21294-38	4.250	2.875	30.21				
MS21294-22	2.250	.875	18.93	MS21294-39	4.375	3.000	30.91				
				MS21294-40	4.500	3.125	31.62				

(a) THREAD TO HEAD. MAXIMUM TWO IMPERFECT THREADS. EXCEPT INCOMPLETE THREADS NOT TO ENTER FILLET RADIUS.

- NOTE: (1) SHANK SHALL BE STRAIGHT WITHIN .002 FIR. PER INCH OF BOLT LENGTH.
 (2) THE CONCENTRICITY OF THREAD PD IN RELATION TO THE SHANK SHALL BE WITHIN .006 FIR.
 (3) THE CONCENTRICITY OF THE SHANK IN RELATION TO THE WASHER FACE DIAMETER AND DOUBLE HEXAGON OD SHALL BE WITHIN .026 FIR.

MATERIAL: CORROSION AND HEAT RESISTANT STEEL AMS 5735.

MANUFACTURING SPECIFICATION: AMS 7478 EXCEPT HEADS TO BE FORMED BY HOT OR COLD UPSETTING.

PART SUBJECT TO FLUORESCENT PENETRANT INSPECTION PER AMS 2645.

SURFACE ROUGHNESS: MIL-STD-10 . UNLESS OTHERWISE SPECIFIED, SURFACES TO BE 125 MICROINCHES.

BREAK SHARP EDGES .003-.015 UNLESS OTHERWISE SPECIFIED.

DIMENSIONS IN INCHES. UNLESS OTHERWISE SPECIFIED; TOLERANCES; LINEAR DIMENSIONS $\pm .010$, ANGULAR DIMENSIONS $\pm 5^\circ$
DO NOT USE UNASSIGNED PART NUMBERS.

P.A. Navy - Wep	TITLE	MILITARY STANDARD
Other Cust Air Force - ASD	BOLT, MACHINE - STEEL, DRILLED DOUBLE HEXAGON, EXTENDED WASHER, .5625-18: (MIL-S-8879 THREAD) (B)	MS21294 (ASG)
PROCUREMENT SPECIFICATION	SUPERSEDES:	SHEET 1 OF 1
NONE		