

User activities
Army - ME
Navy - MC, CG
Air Force

Reviewer activities
Army - AT, MI
Navy - AS, SH
Air Force - II
DSA - ES

This military standard is mandatory for use by all Departments and Agencies of the Department of Defense. Selection for all new engineering and design applications and for repetitive use shall be made from this document.

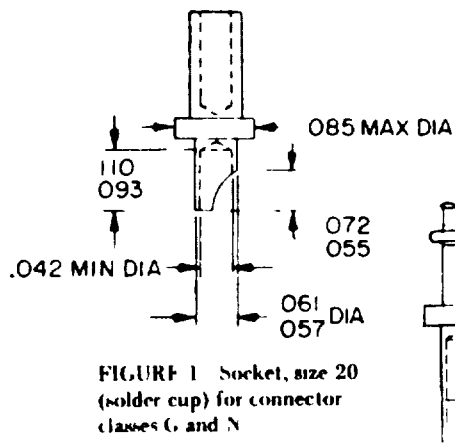


FIGURE 1 Socket, size 20 (solder cup) for connector classes G and N

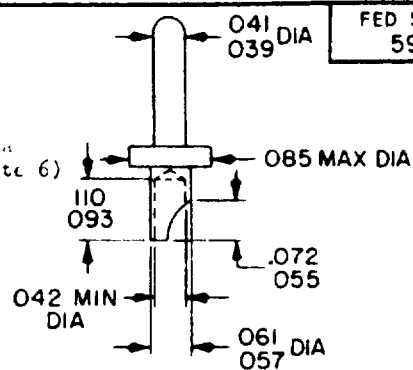


FIGURE 2 Pin, size 20 (solder cup) for connector classes G and N

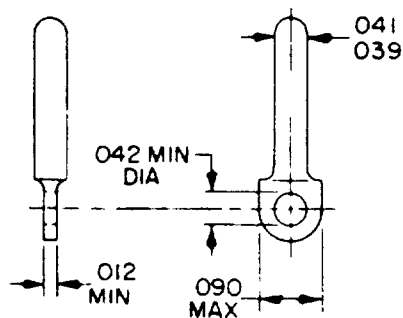


FIGURE 3 Pin, size 20, eyelet for connector class H

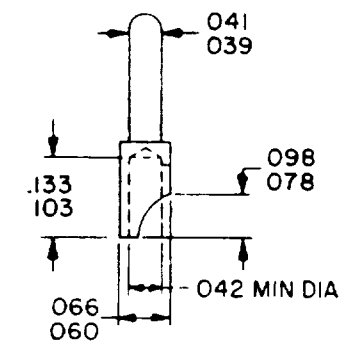


FIGURE 4 Pin, size 20 solder cup for connector class H

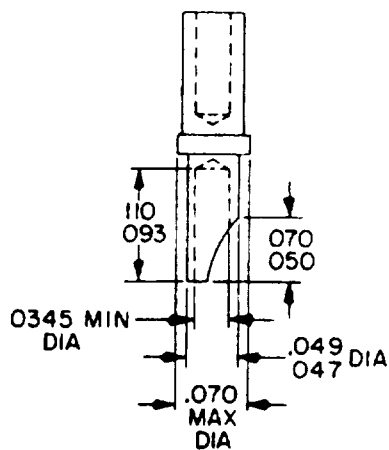


FIGURE 5 Socket, size 22 D (solder cup) for connector classes G and N

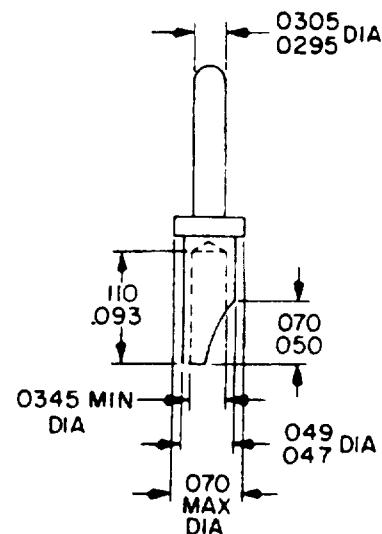


FIGURE 6 Pin, size 22 D (solder cup) for connector classes G and N

(C) For changes, see pages 1 and 2

PA Navy-EC Other Cust AF-80 Army-EL	International Interest	TITLE CONTACTS PIN AND SOCKET CLASSES G, N, AND H SOLDER TYPE, NON-REMOVABLE	MILITARY STANDARD MS 1828I
Procurement Specification MIL-C-24308	SUPERSEDES MS 1828I (NAVY)	Page 1 OF 2	

DD FORM 10 APR 64 672 ((coordinated)) PREVIOUS EDITIONS OF THIS FORM ARE OBSOLETE

5935-1715-10

APPROVED 30 NOV 1967 REVISED (A) 21 MAR 1969 (B) 21 October 1969 (C) 6 October 1970

FED SUP CLASS
5935User activities
Army
Navy
Air Force

INCHES	MM	INCHES	MM	INCHES	MM
012	30	050	1 27	078	1 98
0295	75	055	1 40	085	2 16
0305	77	057	1 45	090	2 29
0345	88	060	1 52	093	2 36
039	99	061	1 55	098	2 49
041	1 04	066	1 68	103	2 62
042	1 07	070	1 78	110	2 79
047	1 19	072	1 83	133	3 38
049	1 24				

Reviewer activities
Army
Navy
Air Force

MS Number	Size	Figure
MS18281 1	20	1
MS18281 2	20	2
MS18281 3	20	3
MS18281 4	20	4
MS18281 5	22 D	5
MS18281 6	22 D	6

(C)

NOTES

- 1 Dimensions are in inches
- 2 Metric equivalents (to the nearest .01 mm) are given for general information only and are based upon 1 inch = 25.4 mm
- 3 Dimensions are after plating
- 4 Referenced documents shall be of the issue in effect on date of invitation for bids
- 5 For design feature purposes, this standard takes precedence over procurement documents referenced herein
- 6 Lock ring optional - alternate retention for class G and N connectors, figures 1 and 2

This military standard is mandatory for use by all Departments and Agencies of the Department of Defense. Selection for all new engineering and design applications and for repetitive use shall be made from this document.

APPROVED 30 NOV 1967 REVISED (A) 21 MAR 1969 (B) 21 October 1969 (C) For changes, see pages 1 and 2

P A Navy-EC Other Cust AF-80 Army-EL	International Interest	TITLE CONTACT PIN AND SOCKET CLASSES G, N, AND H SOLDER TYPE, NON-REMOVABLE	MILITARY STANDARD
Procurement Specification MIL-C-24308		SUPERSEDES MS 18281 (NAVY)	MS 18281
			Page 2

DD FORM 672 10 APR 64 (Coordinated) PREVIOUS EDITIONS OF THIS FORM ARE OBSOLETE