

INCH-POUND

MS16070F
19 May 2004
SUPERSEDING
MS16070E
20 April 1981

DETAIL SPECIFICATION SHEET

BELT, AIRCRAFT SAFETY, CREWMAN'S

Reactivated after 19 May 2004 and may be used for new and existing designs and acquisitions.

This specification sheet is approved for use by all departments and agencies of the Department of Defense (DoD).

The requirements for acquiring the product described herein shall consist of this specification sheet and MIL-R-81729, "Restraint Systems, Aircrewmans".

REQUIREMENTS:

1. Design, construction, and material. The design, construction, and material of the air crewman's safety belt shall be in accordance with figures 1 through 4 and as specified herein.
2. Thread. The following thread types shown in figures 2 through 4 shall be used in the safety belt construction:
 - a. Thread (-15) shall be a nylon material in accordance with V-T-295, "Thread, Nylon", type I, class B, size 6 or type II, class A, size 6.
 - b. Thread (-16) shall be a nylon material in accordance with V-T-295, type I, class B, size E or type II, class A, size E.
3. End-stops. All air crewman's safety belt end-stops shall have four layers of webbing to prevent them from being inadvertently pulled through the waist adjustment (see figure 1).
4. Stitching. All machine stitching shall be in accordance with ASTM D 6193, "Standard Practice for Stitches and Seams", stitch type 301 (see figure 3).
 - a. Thread (-15) 4 to 6 stitches per inch.
 - b. Thread (-16) 8 to 10 stitches per inch.

MS16070F

5. Color. The color of the webbing for the -8 through -13 subassemblies and cord/thread for -15 and -16 shall be color 34158 of FED-STD-595, "Colors Used in Government Procurement". The color for the -14 lap protector shall be natural russet.

6. Snap hook. The safety belt shall be provided with a snap hook in accordance with PS70120, "Snap Assembly, Parachute Static Line", as shown in figure 1.

7. Searing. All ends of webbing and tapes shall be seared to prevent fraying. The formation of sharp edges shall be avoided.

7.1 Exposed stitching ends. All exposed stitching ends shall be back stitched not less than 1/2 inch. Thread breaks shall be stitched back beyond the break a minimum of 1/2 inch.

8. Marking. Marking ink shall be in accordance with A-A-59291, "Ink, Marking (for Parachutes and Other Textile Items)". The color shall be black with a pH reading of 5.0-8.5.

9. Tolerances. Dimensions are in inches. Unless otherwise specified, tolerances shall be the following: less than 4 inches is $\pm 1/16$ inch; 4 inches to 12 inches is $\pm 1/8$ inch; over 12 inches is $\pm 1/4$ inch.

NOTES:

(This section contains information of a general or explanatory nature that may be helpful, but is not mandatory.)

1. Intended use. These air crewman's safety belts are intended for use by crew members and passengers aboard military aircraft as a restraint system during flight.

2. Acquisition requirements. Acquisition documents should specify the following:

a. Title, number, and date of this specification.

3. Supersession data. This document supersedes MS16070(AER) and NAVAIR 60A135E1.

4. Order of precedence. In the event of a conflict between the text of this document and the references cited herein, the text of this document takes precedence. Nothing in this document, however, supersedes applicable laws and regulations unless a specific exemption has been obtained.

5. Subject term (key word) listing.

restraint
snap hook

6. Changes from previous issue. Marginal notations are not used in this revision to identify changes with respect to the previous issue due to the extent of the changes.

MS16070F

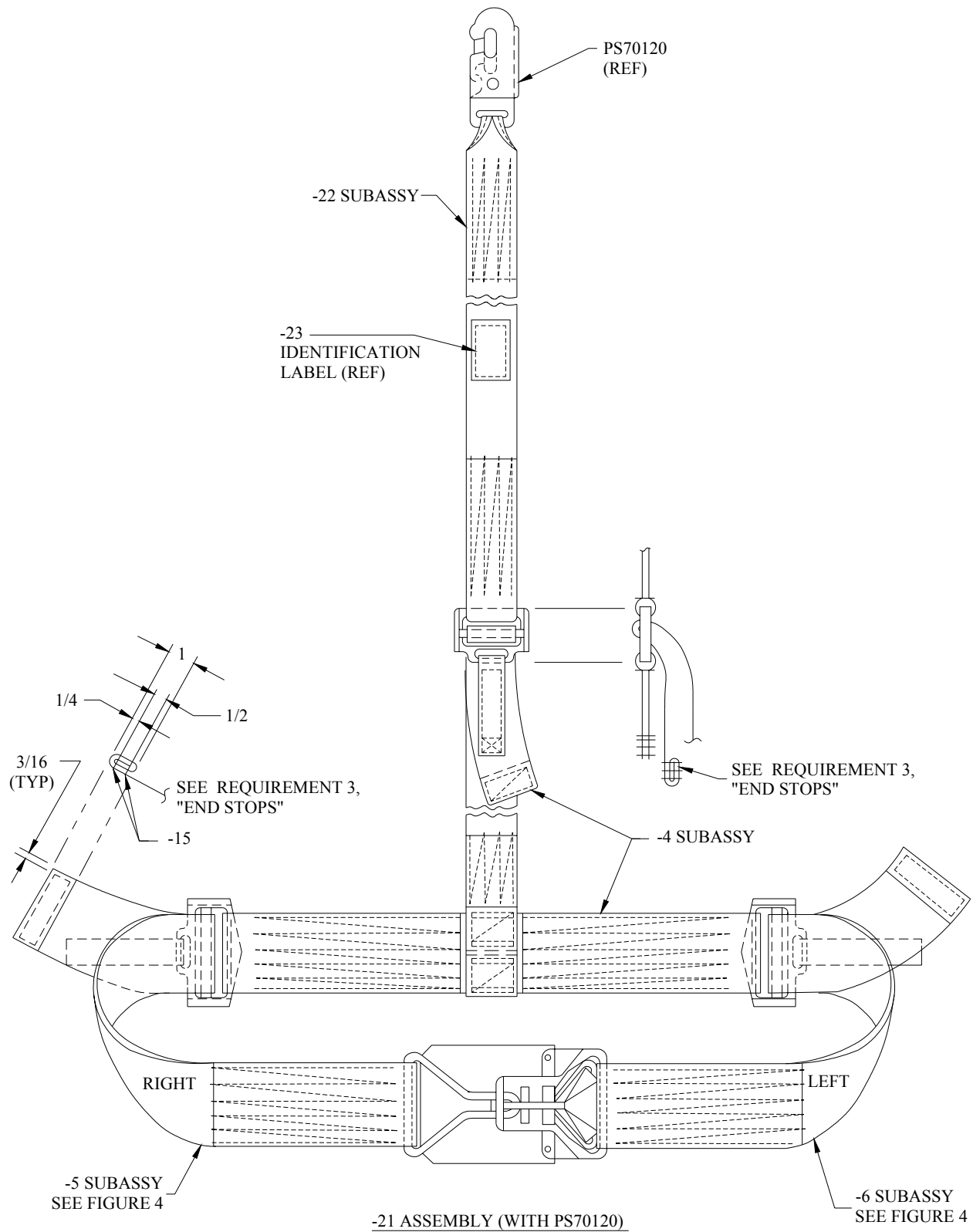
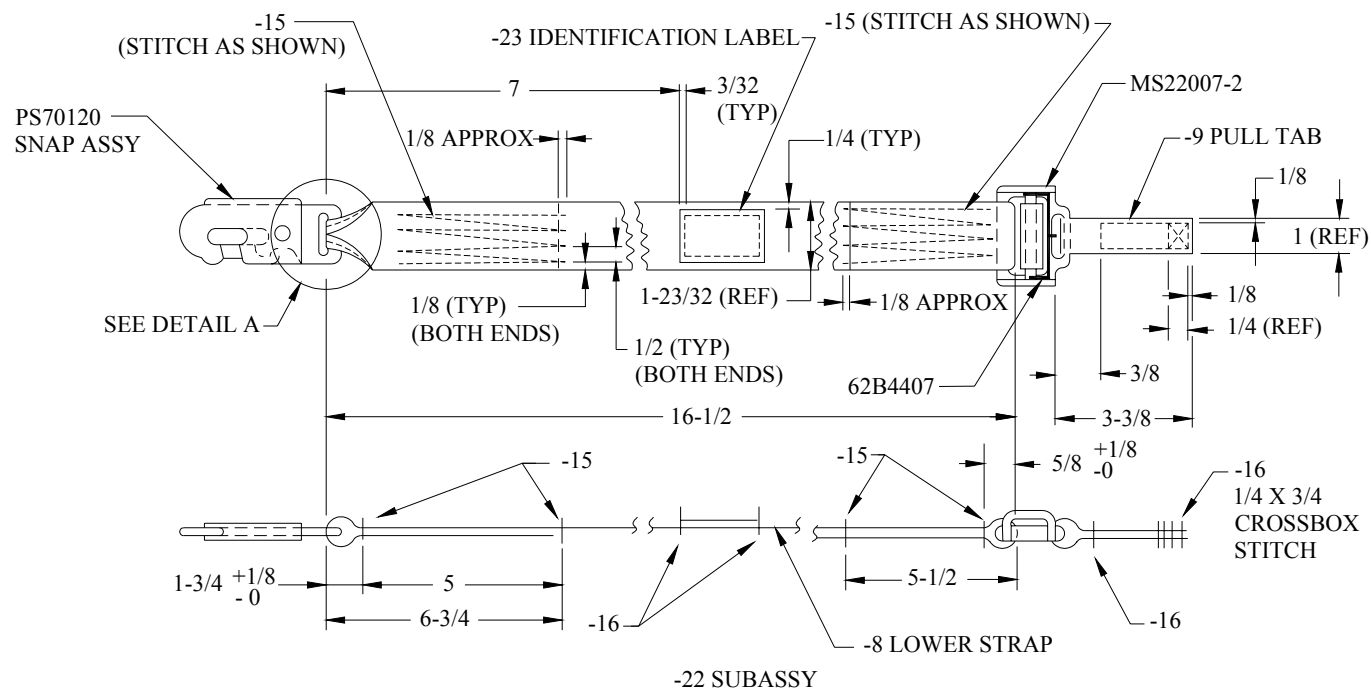


FIGURE 1. Air crewman's safety belt.

MS16070F



-22 SUBASSY

MATERIAL: FOR -8 NYLON WEBBING CONFORMING TO MIL-W-27265, TYPE XIII, CL. R.
FOR -9 NYLON WEBBING CONFORMING TO MIL-W-4088, TYPE II; AS AN OPTION USE
MIL-PRF-5038, TYPE II OR IV.

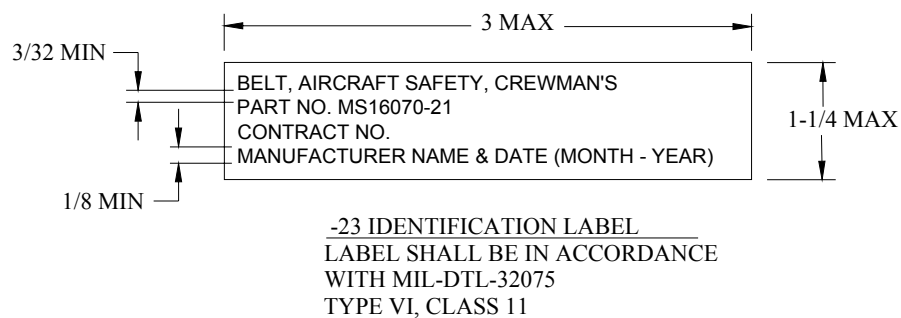
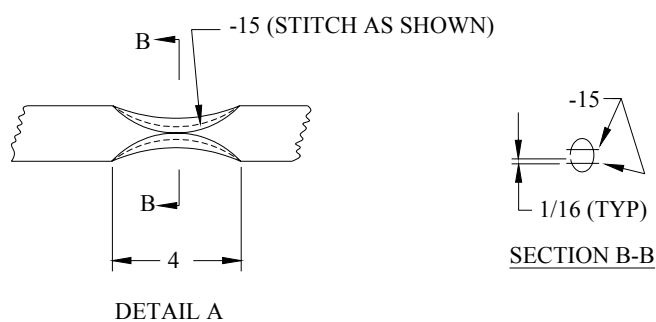
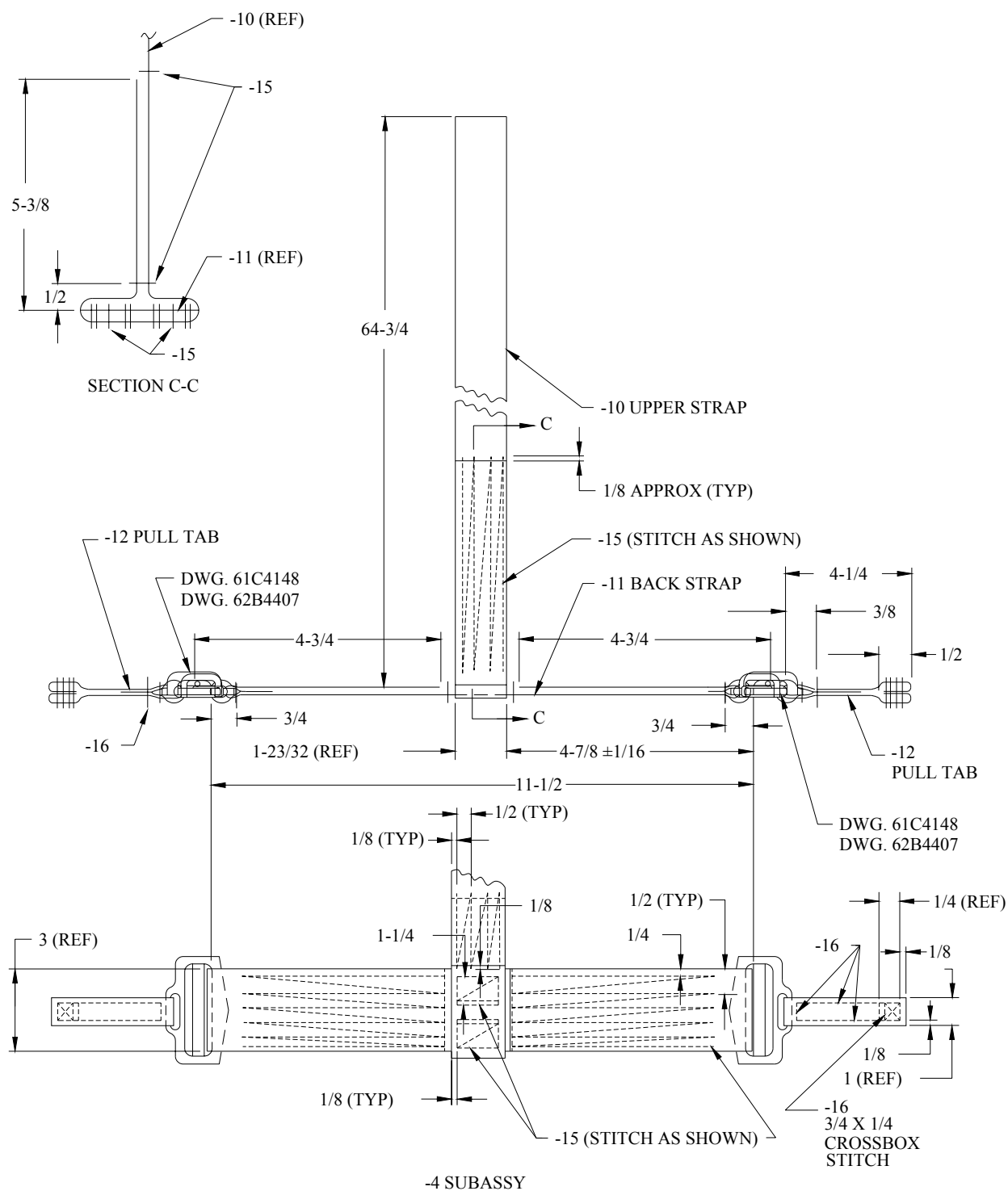


FIGURE 2. Material for air crewman's safety belt.

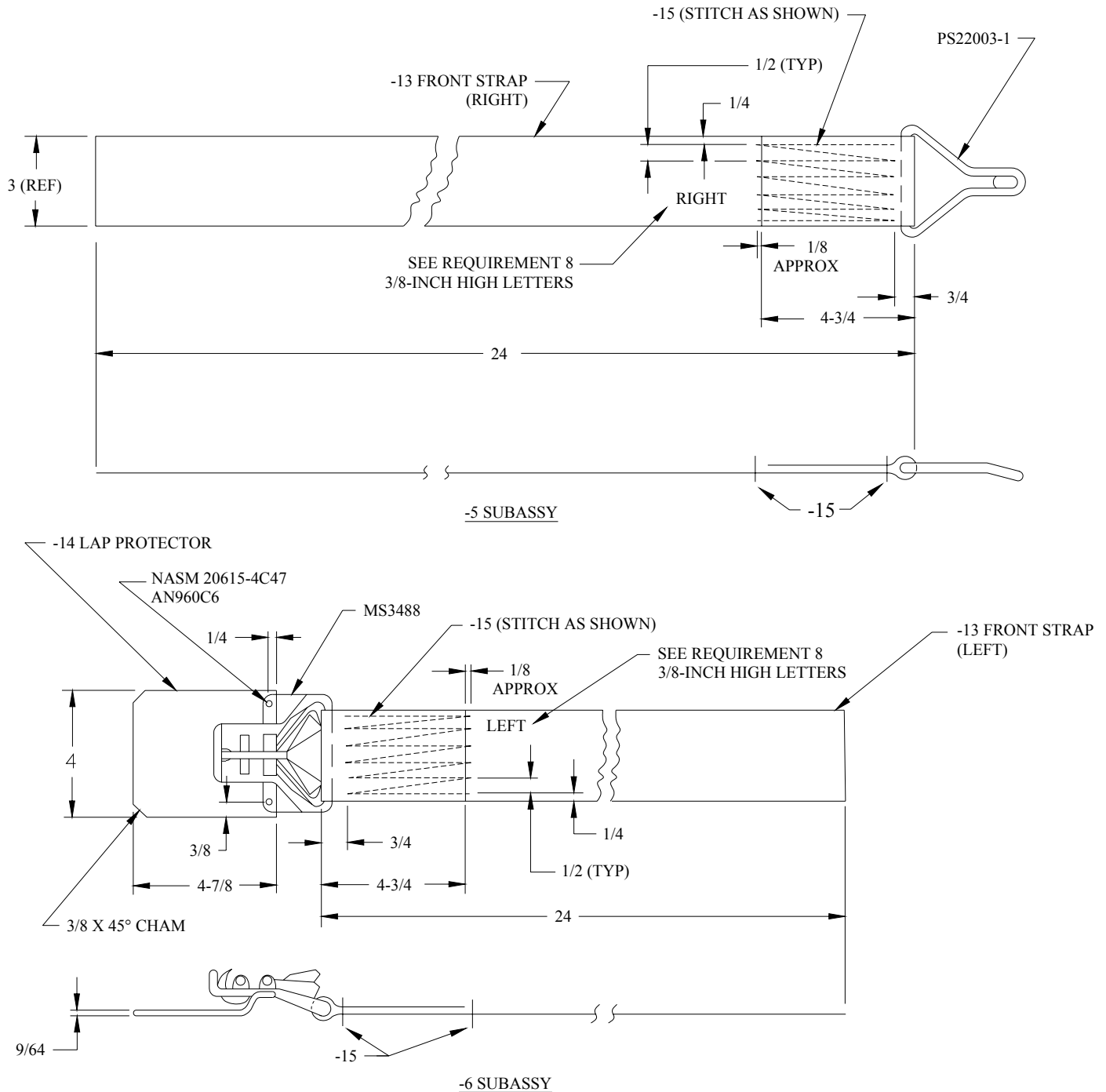
MS16070F



MATERIAL: FOR -10 NYLON WEBBING CONFORMING TO MIL-W-27265, TYPE XIII, CL. R.
 FOR -11 NYLON WEBBING CONFORMING TO MIL-W-4088, TYPE IX.
 FOR -12 NYLON WEBBING CONFORMING TO MIL-W-4088, TYPE II.

FIGURE 3. Stitching patterns for air crewman's safety belt.

MS16070F



MATERIAL: FOR -13 NYLON WEBBING CONFORMING TO MIL-W-4088, TYPE IX.
 FOR -14 LEATHER CONFORMING TO MIL-DTL-32068, CL.1, AND SHALL BE FUNGUS
 PROOFED WITH A $0.25 \pm .05$ PER CENTER PARA - NITROPHENOL BASED ON
 DRY WEIGHT OF THE LEATHER. COLOR: NATURAL RUSSET.

FIGURE 4. Subassemblies -5 and -6 for air crewman's safety belt.

MS16070F

Custodians:

Navy - AS

Air Force - 11

Preparing Activity:

DLA - GS1

(Project 1680-0846)

NOTE: The activities listed above were interested in this document as of the date of this document. Since organizations and responsibilities can change, you should verify the currency of the information above using the ASSIST Online database at www.dodssp.daps.mil.