

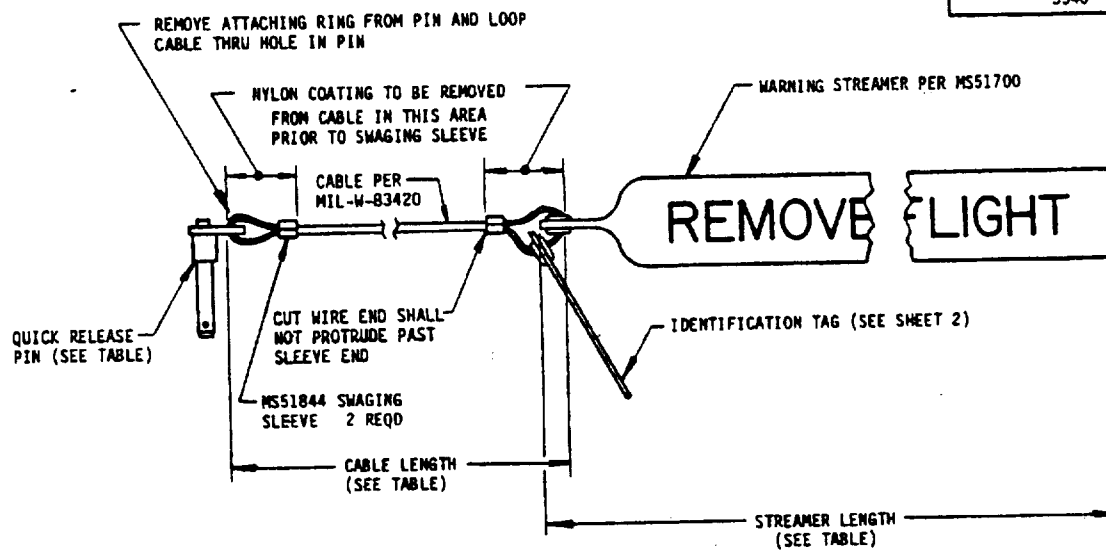
FED. SUP CLASS
5340

TABLE 1. DASH NUMBERS

QUICK RELEASE PIN								CABLE LENGTH		STREAMER LENGTH		IDENTIFICATION TAG	
PIN TYPE		MATERIAL	SHANK DIA		GRIP LENGTH								
*		*		*	(a)	*	(b) (c)	*	±.25	*	(d)	*	
1	MS17984	S	ALLOY STEEL	3	3/16	03	0.3	1	3.00	1	MS51700-12	1	WITH TAG
				4	1/4			2	6.00	2	MS51700-24	2	WITHOUT TAG
2	MS17985	C	CRES	5	5/16			3	9.00	3	MS51700-36		
				6	3/8			4	12.00	4	MS51700-48		
3	MS17986			7	7/16			5	18.00	5	MS51700-60		
4	MS17987			8	1/2	THRU	THRU	6	24.00				
				9	9/16			7	30.00				
5	MS17988			10	5/8			8	NO CABLE				
6	MS17989			12	3/4								
		14	7/8										
7	MS17990			16	1	99	9.9						

* THESE LETTERS AND NUMBERS USED TO DEVELOP PART NUMBER

- (a) SHANK DIA IN ONE SIXTEENTH INCH INCREMENTS
 (b) GRIP LENGTH IN ONE TENTH INCH INCREMENTS
 (c) CHECK WITH APPLICABLE PIN MILITARY STANDARD FOR AVAILABILITY
 (d) STREAMER LENGTH IN ONE FOOT INCREMENTS
 (e) WHEN ATTACHING STREAMER AND/OR IDENTIFICATION TAG DIRECTLY TO THE PIN, SPECIFY DASH NUMBER 8-NO CABLE (SEE CABLE LENGTH IN TABLE 1) AND ATTACHING RING VS "S" LINK ON PIN TYPE CALLOUT.

P.A.
NAVY - AS
Other Cust
ARMY - AV
USAF - 99

TITLE

PIN, QUICK RELEASE WITH WARNING
STREAMER ASSEMBLY

MILITARY STANDARD

MS 14531

PROCUREMENT SPECIFICATION
MIL-P-23460

SUPERSEDES:

SHEET 1 OF 2

USER SYMBOLS:
ARMY - 6LREVIEW SYMBOLS:
NAVY - AS
USAF - 82
ARMY - AV, AR,
DLA - 15, DP

"Issues/rev" information is current as of the date of this document.
 For future coordination of changes to this document, Army should be based on the information in the current document."

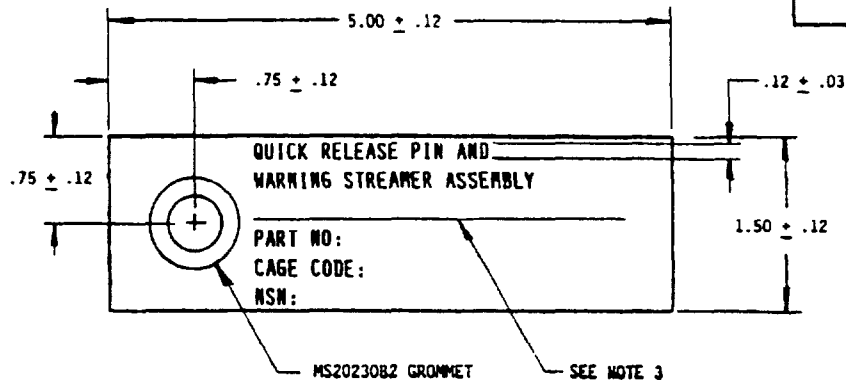
DISTRIBUTION STATEMENT A: APPROVED FOR PUBLIC RELEASE. DISTRIBUTION IS UNLIMITED.
 This military standard is approved for use by all Departments & Agencies of the Department of Defense. Substitution for all non-engineering and design applications and for repetitive use shall be made from this document.

AMSC N/A

USER SYMBOLS:
ARMY - 6L

REVERSE SYMBOLS:
NAVY - AS
USAF - B2
ARMY - AV, AR,
DLA - IS, DP

FED. SUP CLASS
5340



IDENTIFICATION TAG

REQUIREMENTS:

STREAMER: IN ACCORDANCE WITH MS51700. LEGEND BOTH SIDES TO BE "REMOVE PIN BEFORE FLIGHT".

IDENTIFICATION TAG:

MATERIAL: CLOTH, NYLON, COATED IN ACCORDANCE WITH MIL-C-20696, TYPE I, CLASS 3.

COLOR: CLOTH - RED, COLOR NO. 11136 OF FED-STD-595

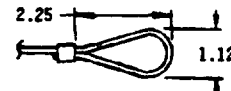
LETTERS - WHITE, COLOR NO. 37875 OF FED-STD-595

MARKING: IDENTIFICATION MARKING TO BE IN ACCORDANCE WITH MIL-STD-130

CABLE:

MATERIAL: ROPE, WIRE, 0.0625 INCH DIA, 7 X 7 CONSTRUCTION, NYLON COATED IN ACCORDANCE WITH MIL-W-83420, TYPE II. USE COMPOSITION A WITH ALLOY STEEL PINS; USE COMPOSITION B WITH CRES PINS.

LOOP DIMENSIONS: RECOMMENDED LOOP DIMENSIONS FOR 0.0625 (1/16 INCH) DIA CABLE ARE 2.25 X 1.12. SEE EXAMPLE:



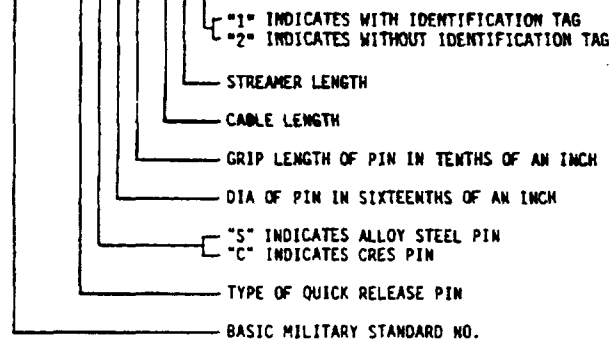
SWAGING SLEEVES: IN ACCORDANCE WITH MS51844. USE MS51844-22 WITH COMPOSITION A WIRE ROPE AND MS51844-62 WITH COMPOSITION B WIRE ROPE.

PROOF LOAD TEST: STREAMER ASSEMBLY SHALL WITHSTAND A 100 LBS TENSILE LOAD WHEN PULLED BETWEEN LOOP END AND END OF STREAMER. SWAGED CABLE ENDS SHALL WITHSTAND 100 LB TENSILE LOAD WHEN CABLE IS PULLED.

NOTES:

1. DIMENSIONS ARE IN INCHES.
2. STENCILLED LETTERS SHALL NOT CHIP OR FLAKE UNDER NORMAL USAGE.
3. SPACE FOR USING ACTIVITY TO ANNOTATE AIRCRAFT AND SYSTEM, E.G. "F-18 CANOPY" OR "F-16 EJECTION SEAT".
4. EXAMPLE OF PART NUMBER:

MS 14531 - 2 C 4 06 4 1 - MS17985 CRES PIN, .250 DIA, .6 GRIP WITH 12.00 CABLE AND 12.00 STREAMER, WITH TAG.



P.A.
NAVY - AS
Other Cust
ARMY - AV
USAF - 99

TITLE

PIN, QUICK RELEASE WITH WARNING
STREAMER ASSEMBLY

MILITARY STANDARD

MS 14531

PROCUREMENT SPECIFICATION
MIL-P-23460

SUPERSEDES:

SHEET 2 OF 2