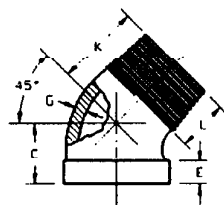


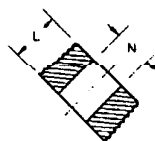
THE REQUIREMENTS FOR ACQUIRING THE PRODUCT(S) DESCRIBED HEREIN SHALL CONSIST OF THIS SPECIFICATION SHEET AND THE ISSUE OF THE FOLLOWING SPECIFICATION LISTED IN THAT ISSUE OF THE DODDS SPECIFIED IN THE SOLICITATION: **W-P-460**

THIS SPECIFICATION IS APPROVED FOR USE BY ALL DEPARTMENTS AND AGENCIES OF THE DEPARTMENT OF DEFENSE.

FORM APPROVED
DODS NO. 0704-0168



45-DEG
STREET ELBOW



OPTIONAL DESIGN

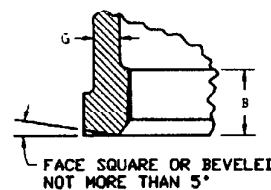


TABLE I. Dash number to pipe size.

Dash Number	Nominal Pipe Size
-1	1/8
-2	1/4
-3	3/8
-4	1/2
-5	3/4
-6	1
-7	1 1/4
-8	1 1/2
-9	2

NOTES:

- MATERIAL:** Brass or bronze in accordance with ASME B16.15.
- PROTECTIVE COATING:** None.
- DIMENSIONS:** In accordance with ASME B16.15, Table 7 (Table A7).
- THREADING:** As specified in ASME B16.15.
- MARKING:** In accordance with ASME B16.15.
- PART NUMBER:** The MS part number consists of the MS number and the dash number. When left-hand threads are required, add the letter "L" to the part number.
Examples:
MS14307 - 5 represents a 3/4 NPS 45-deg street elbow.
MS14307 - 9L represents a 2 NPS 45-deg street elbow, left-hand threads.
- For design feature purposes, this standard takes precedence over procurement documents referenced herein.
- Referenced documents shall be of the issue in effect on the date of the invitation for bid.

Revision letters are not used to denote changes due to the extensiveness of the changes.

PREPARING ACTIVITY: NAVY - YD1	MILITARY SPECIFICATION SHEET	SPECIFICATION SHEET NUMBER
CUSTODIANS: ARMY - ME NAVY - YD1	TITLE	MS14307B 28 FEBRUARY 1994
AIR FORCE - 99 DLA -	ELBOWS, PIPE, BRASS OR BRONZE,	SUPERSEDING
REVIEW: ARMY-AR, CT AIR FORCE-B2	THREADED, 45-DEG, STREET,	MS14307A 31 JANUARY 1983
DLA-CS NAVY-MC	CLASS 125	AMSC - N/A FSC - 4730
PROJECT NUMBER: 4730-0177		
DISTRIBUTION STATEMENT A. APPROVED FOR PUBLIC RELEASE, DISTRIBUTION IS UNLIMITED.		Page 1 of 1