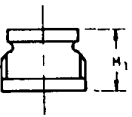
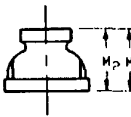
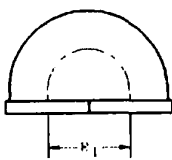
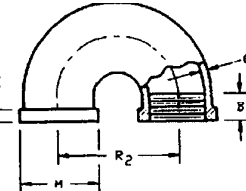
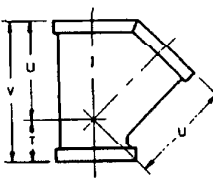


THE REQUIREMENTS FOR ACQUIRING THE PRODUCT(S) DESCRIBED HEREIN SHALL CONSIST OF THIS SPECIFICATION SHEET AND THE ISSUE OF THE FOLLOWING SPECIFICATION LISTED IN THAT ISSUE OF THE DOOMS SPECIFIED IN THE SOLICITATION. **W-P-460**

FORM APPROVED CLASS NO. 0704-0188							
							
U REDUCER (one size)	V & W REDUCER (two & three sizes)	X CLOSE PATTERN RETURN BEND	Y OPEN PATTERN RETURN BEND	Z 45-DEG Y-BRANCH STRAIGHT			
TABLE I. Fitting type and size availability.							
Dash Number	Nominal Pipe Size	Reducer 1 Size U	Reducer 2 Sizes V	Reducer 3 Sizes W	Close Pattern Return Bend X	Open Pattern Return Bend Y	45-Deg Y-Branch Straight Z
- 1	1/4	X
- 2	3/8	X	X
- 3	1/2	X	X	...	X	X	X
- 4	3/4	X	X	X	X	X	X
- 5	1	X	X	...	X	X	X
- 6	1 1/4	X	X	X	X
- 7	1 1/2	X	X	X	...	X	X
- 8	2	X	X	X	...	X	X
- 9	2 1/2	X
- 10	3	X	X
- 11	4	X
NOTES:							
1. MATERIAL: Brass or bronze in accordance with ASME B16.15.							
2. PROTECTIVE COATING: None.							
3. DIMENSIONS: In accordance with ASME B16.15, Table 4 (Table A4).							
4. THREADING: As specified in ASME B16.15.							
5. MARKING: In accordance with ASME B16.15.							
6. PART NUMBER: The MS part number consists of the MS number, the dash number, and the fitting identification letter. When left-hand threads are required, add the letter "L" to the part number.							
Examples:							
MS14306 - 5Y represents a 1 NPS open pattern return bend.							
MS14306 - 8ZL represents a 2 NPS 45-deg Y-branch, left-hand threads.							
7. For design feature purposes, this standard takes precedence over procurement documents referenced herein.							
8. Referenced documents shall be of the issue in effect on the date of the invitation for bid.							
Revision letters are not used to denote changes due to the extensiveness of the changes.							
PREPARING ACTIVITY: NAVY - YD1		MILITARY SPECIFICATION SHEET			SPECIFICATION SHEET NUMBER		
CUSTODIANS: ARMY - ME NAVY - YD1		TITLE FITTINGS, PIPE, BRASS OR BRONZE, THREADED (REDUCERS, CLOSE AND OPEN RETURN BENDS, AND 45-DEG Y-BRANCHES), CLASS 125			MS14306B 28 FEBRUARY 1994		
AIR FORCE - 99 DLA -					SUPERSEDING		
REVIEW: ARMY-AR.CE AIR FORCE-82					MS14306A 31 JANUARY 1983		
DLA-CS NAVY-MC					AMSC - N/A FSC - 4730		
PROJECT NUMBER: 4730-0176							
DISTRIBUTION STATEMENT A. APPROVED FOR PUBLIC RELEASE, DISTRIBUTION IS UNLIMITED.					Page 1 of 1		

THIS SPECIFICATION IS APPROVED FOR USE BY ALL DEPARTMENTS AND AGENCIES OF THE DEPARTMENT OF DEFENSE.