
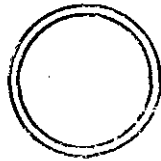


Review activity: User activities:  
DLA - CS  
Army - CE  
Navy - MC

FED. SUP CLASS  
4710



Note 1. Pipe defined shall meet requirements of Federal Specification WW-P-406, of the issue in effect on the date of the Invitation for Bid. The Part Number shall define the item required.

Note 2. Part Number Definition:

Nominal Size	Legend	Nominal Size	Legend	Nominal Size	Legend	Nominal Size	Legend
1/8 inch	A	1 inch	F	3 inch	K	8 inch	Q
1/4 inch	B	1 1/4 inch	G	3 1/2 inch	L	10 inch	R
3/8 inch	C	1 1/2 inch	H	4 inch	M	12 inch	S
1/2 inch	D	2 inch	I	5 inch	N	14 inch	T
3/4 inch	E	2 1/2 inch	J	6 inch	P	16 inch	U

Note 3.

STANDARD WEIGHT	EXTRA STRONG	DOUBLE EXTRA STRONG	
1	2	3	Seamless
4	5	6	Seamed
7	8	9	Either seamed or seamless

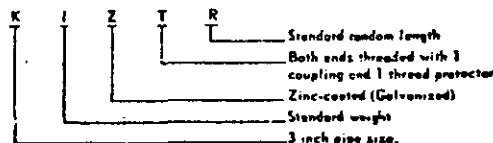
Note 4. Classes: Class 1-Y; Class 2-Z.

Note 5. Ends: Threaded both end with 1 coupling and 1 thread protector - T.  
Threaded both end with no coupling and 2 thread protector - P.  
Threaded both end with 1 coupling and no thread protector - C.  
Both ends plain or square cut - S.  
Both ends bevel cut - B.

Note 6. Length: Random length - R; Double random lengths - D; exact lengths as specified in inches and eighths of an inch.

Note 7. Example of identifying P/N: Pipe per WW-P-406, 3 inch pipe size, standard weight, seamless zinc-coated (Galvanized), with both ends threaded and 1 coupling and 1 thread protector, procured in standard random lengths.

MS 14301  
Basic MS Number



Note 8. Example of identifying P/N: Same item as Note 7 except 10 feet 5 1/2 inches long instead of random length.

MS 14301 K I Z I 1264

ⓑ CANCELED

After 29 JUN 1979

For procurement use ASTM A120.

P. A. Navy Y.D. C 450	TITLE Pipe, Steel (Seamless and Seamed) (For Ordinary Use)	MILITARY STANDARD MS 14301
PROCUREMENT SPECIFICATION WW-P-406	SUPERSEDES No superseding standard	Sheet 1 of 1

DD FORM 672-1 (Coordinated)

PREVIOUS EDITIONS OF THIS FORM ARE OBSOLETE.

4710-0373

APPROVED 15 JUNE 73 REVISED 9 September 1974 29 June 1979