

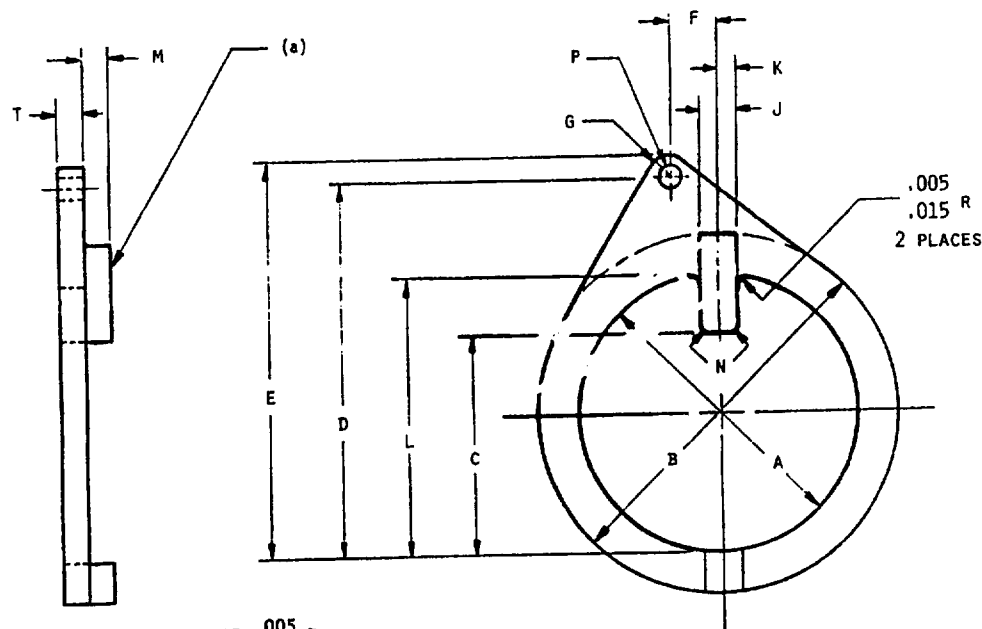
FED. SUP CLASS  
5340

USER SYMBOLS:

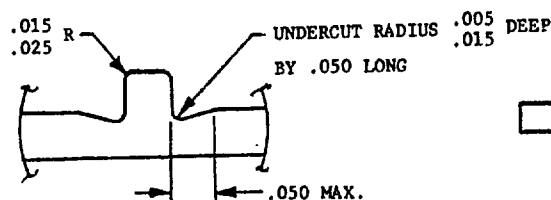
REVIEWER SYMBOLS:  
ARMY - MI  
USAF - IS  
DLA - IS

"Review/user information is current as of the date of this document. For future coordination of changes to this document, draft circulation should be based on the information in the current DODISS."

This military standard is approved for use by all Departments & Agencies of the Department of Defense. Selection for all new engineering and design applications and for repetitive use shall be made from this document.



ALL UNSPECIFIED CORNERS .005 R  
.015



(A)

DETAIL A

FIG. 1. ROD END LOCKING DEVICE

- (a) THE FLAT SURFACE OF THE LOCKING ELEMENT SHALL EXTEND TO DIAMETER B.

REQUIREMENTS:

## 1. MATERIAL AND HEAT TREATMENT:

STEEL CASTING: 17-4PH, IN ACCORDANCE WITH AMS 5343, ROCKWELL C38-45.

ALLOY CASTING: INCONEL 718, IN ACCORDANCE WITH AMS 5838, ROCKWELL C35-42.

STEEL BAR, FORGING AND RING: 15-5PH, IN ACCORDANCE WITH AMS 5659, ROCKWELL C38-45.

ALLOY BAR, FORGING AND RING: INCONEL 718, IN ACCORDANCE WITH AMS 5662, ROCKWELL C35-42.

2. FINISH: STEEL 17-4PH AND 15-5PH; CADMIUM PLATE IN ACCORDANCE WITH QQ-P-416, TYPE II, CLASS 2.  
OR PASSIVATE IN ACCORDANCE WITH QQ-P-35.

INCONEL; NO ADDITIONAL FINISH TREATMENT REQUIRED.

3. SURFACE TEXTURE: ALL SURFACES SHALL BE 125 MICROINCHES IN ACCORDANCE WITH ANSI B46.1.

4. FLATNESS: WASHER FACES SHALL BE FLAT WITHIN 0.005 INCH.

5. INSPECTION: PENETRANT INSPECT IN ACCORDANCE WITH MIL -1-6866, AQL SHALL BE 0.65 IN ACCORDANCE WITH MIL-STD-105, INSPECTION LEVEL II.

(A) DENOTES CHANGES

P.A.  
NAVY - AS  
Other Cust  
ARMY-AV  
USAF-11

## TITLE

LOCK, ROD END, EXTRA STRENGTH, HIGH PROFILE LUG

MILITARY STANDARD

MS 14198

PROCUREMENT SPECIFICATION  
NONE

## SUPERSEDES:

NAS 513 AND NAS 559 IN PART

SHEET 1 OF 5

DD FORM 1 MAR 72 672-1 (Coordinated)

PREVIOUS EDITIONS OF THIS FORM ARE OBSOLETE.

PROJECT NO. 5340-1533

PLATE NO. 23000

APPROVED 14 JULY 1982 REVISED A 17 JAN 83

FED. SUP CLASS  
5340

USER SYMBOLS:

REVIEWER SYMBOLS:  
ARMY - MI  
USAF - IS  
DLA - IS

"Review/User Information is current as of the date of this document.  
For future coordination of changes to this document, draft circulation  
should be based on the information in the current DODSS."

This military standard is approved for use by all Departments  
& Agencies of the Department of Defense. Selection for all new  
engineering and design applications and for repetitive use shall  
be made from this document.

TABLE 1. LOCK DIMENSIONS

Dash No.	Terminal Thread Size (REF)	A DIA ±.005	B DIA ±.01	C ±.005	D ±.015	E ±.015	F ±.015	G RAD NOM.	J ±.005	K	L ±.000 -.015	M ±.005	N RAD ±.010 -.000	P DIA ±.005	T ±.005
4	1/4-28 UNJF-3A	.260	.44	.206	.445	.506	.108	.061	-	.026 ± .005	.268	.105	.005	.062	.063
5	5/16-24 UNJF-3A	.323	.50	.266	.514	.575	.108	.061	-	.026 ± .005	.331	.105	.005	.062	.063
6	3/8-24 UNJF-3A	.385	.56	.316	.580	.641	.123	.061	-	.041 ± .005	.393	.105	.015	.062	.063
7	7/16-20 UNJF-3A	.448	.63	.376	.648	.709	.123	.061	-	.041 ± .005	.456	.105	.015	.062	.063
8	1/2-20 UNJF-3A	.510	.75	.441	.753	.814	.123	.061	-	.041 ± .005	.518	.105	.015	.062	.063
9	9/16-18 UNJF-3A	.573	.88	.484	.857	.923	.148	.066	-	.057 ± .005	.581	.105	.015	.071	.071
10	5/8-18 UNJF-3A	.635	1.00	.546	.960	1.026	.148	.066	-	.057 ± .005	.643	.105	.015	.071	.071
12	3/4-16 UNJF-3A	.760	1.13	.668	1.095	1.161	.148	.066	-	.057 ± .005	.768	.105	.015	.071	.071
14	7/8-14 UNJF-3A	.885	1.31	.782	1.268	1.343	.173	.075	-	.071 ± .007	.893	.105	.015	.080	.080
16	1-12 UNJF-3A	1.010	1.50	.905	1.443	1.526	.183	.083	-	.071 ± .007	1.018	.105	.015	.090	.090
18	1-1/8-12 UNJF-3A	1.135	1.63	1.015	1.576	1.659	.199	.083	-	.087 ± .007	1.143	.105	.015	.090	.090
20	1-1/4-12 UNJF-3A	1.260	1.75	1.141	1.719	1.821	.221	.102	-	.087 ± .007	1.268	.110	.015	.112	.112
22	1-3/8-12 UNJF-3A	1.385	1.88	1.241	1.849	1.951	.252	.102	-	.118 ± .007	1.393	.110	.015	.112	.112
24	1-1/2-12 UNJF-3A	1.510	2.00	1.366	1.984	2.086	.252	.102	-	.118 ± .007	1.518	.110	.015	.112	.112
26	1-5/8-12 UNJF-3A	1.635	2.13	1.482	2.122	2.235	.265	.113	-	.118 ± .007	1.643	.120	.015	.125	.125
28	1-3/4-12 UNJF-3A	1.760	2.25	1.594	2.254	2.367	.296	.113	-	.149 ± .007	1.768	.120	.015	.125	.125
30	1-7/8-12 UNJF-3A	1.885	2.38	1.719	2.390	2.503	.296	.113	-	.149 ± .007	1.893	.120	.015	.125	.125
32	2-1/8 UNJF-3A	2.010	2.63	1.844	2.598	2.711	.296	.113	-	.149 ± .007	2.018	.120	.015	.125	.125
34	2-1/8-12 UNJF-3A	2.135	2.75	1.960	2.733	2.846	.296	.113	-	.149 ± .007	2.143	.120	.015	.125	.125
36	2-1/4-12 UNJF-3A	2.260	2.88	2.085	2.866	2.979	.296	.113	-	.149 ± .007	2.268	.120	.015	.125	.125

P.A.  
NAVY - AS  
Other Cust  
ARMY-AV  
USAF-11PROCUREMENT SPECIFICATION  
NONE

TITLE

LOCK, ROD END, EXTRA STRENGTH, HIGH PROFILE LUG

SUPERSEDES:

NAS 513 AND NAS 559 IN PART

MILITARY STANDARD

MS 14198

SHEET 2 OF 5

APPROVED 14 JULY 1982. REVISION (A) FOR CHANGES SEE SHEETS 1 AND 3

USER SYMBOLS:

REVIEWER SYMBOLS:  
ARMY - MT  
USAF - IS  
DIA - IS

\*Review/user information is current as of the date of this document.  
For future consideration of changes to this document, draft circulation  
should be based on the information in the current DODDS.\*

This military standard is approved for use by all Departments  
& Agencies of the Department of Defense. Selection for all new  
engineering or design applications and for repetitive use shall  
be made from this document.

NOTES:

1. MS14198 LOCK IS INTENDED FOR USE IN NEW DESIGN. IT PROVIDES GREATER KEYTAB STRENGTH THAN EXISTING NAS ROD END LOCKS. THE HIGHER LUG PROFILE PERMITS IDENTIFICATION OF IMPROPERLY MATED PARTS.
2. FOR TERMINAL THREAD SIZES -20 (1-1/4 INCH) THROUGH -36 (2-1/4 INCH) MS14198 LOCKS MAY BE RETROFITTED INTO ROD END TERMINALS DESIGNED FOR NAS 513 WASHERS.
3. USE NAS 513 LOCKS OR MS14227 LOCKS, FOR TERMINAL THREAD SIZES -4(1/4 INCH) THROUGH -18(1-1/8 INCH) WHICH WERE DESIGNED PRIOR TO THE APPROVAL DATE OF THIS DOCUMENT.
4. MS14198 LOCKS SHALL BE USED WITH NAS 509 OR NAS 1423 JAM NUTS FOR POSITIVE LOCKING OF ROD END BEARINGS TO HYDRAULIC CYLINDER PISTON RODS.
5. WHERE ASSEMBLY LENGTHS MUST BE ADJUSTED WITHIN 0.001 INCH, USE NAS 1193 LOCKS.
6. UNLESS OTHERWISE SPECIFIED, ALL DIMENSIONS ARE IN INCHES.
7. PARTS SHALL BE FREE FROM BURRS AND SHARP EDGES. CAST PARTS SHALL HAVE GATES TRIMMED FLUSH.
8. PACKAGING SHALL BE IN ACCORDANCE WITH PPP-H-1581.
9. EXAMPLE OF PART NUMBER

MS14198 K 4 C = 1/4 DIA., 17-4 PH MATERIAL, CADMIUM PLATED

"C" DENOTES CADMIUM PLATING (STEEL ONLY)

"P" DENOTES PASSIVATION (STEEL ONLY) (A)

ABSENCE OF LETTER DENOTES NO ADDITIONAL FINISH TREATMENT (INCONEL ONLY) (A)  
DASH NO. (SEE TABLE 1)

"K" DESIGNATES 17-4 PH OR 15-5PH MATERIAL. (A)

"N" DESIGNATES INCONEL 718 MATERIAL.

MILITARY STANDARD NUMBER

- (A) 10. INTERCHANGEABILITY: PART NUMBER IN PREVIOUS REVISION INCORPORATING A "-" TO DESIGNATE 15-5PH MATERIAL ARE UNIVERSALLY INTERCHANGEABLE WITH "K" PART NUMBER IN REV. A. PART NUMBER IN PREVIOUS REVISION INCORPORATING A BLANK (ABSENCE OF LETTER) TO DESIGNATE PASSIVATION IS UNIVERSALLY INTERCHANGEABLE WITH "P" PART NUMBER IN REVISION A.
11. THIS DOCUMENT TAKES PRECEDENCE OVER NAS 559 AND NAS 513 FOR NEW APPLICATIONS.
12. REFERENCED DOCUMENTS SHALL BE OF THE ISSUE IN EFFECT ON DATE OF INVITATIONS FOR BIDS, OR REQUEST FOR PROPOSAL EXCEPT THAT REFERENCED ADOPTED DOCUMENTS SHALL GIVE THE DATE OF THE ISSUE ADOPTED.
13. FOR DESIGN FEATURE PURPOSES, THIS STANDARD TAKES PRECEDENCE OVER PROCUREMENT DOCUMENTS REFERENCED HEREIN.

P.A.  
NAVY - AS  
Other Cust  
ARMY - AY  
USAF - 11

TITLE

LOCK, ROD END, EXTRA STRENGTH, HIGH PROFILE LUG

MILITARY STANDARD

**MS14198**

PROCUREMENT SPECIFICATION  
NONE

SUPERSEDES:

NAS 513 AND 559 IN PART

SHEET 3 OF 5

FED. SUP CLASS  
5340

## DESIGN INFORMATION

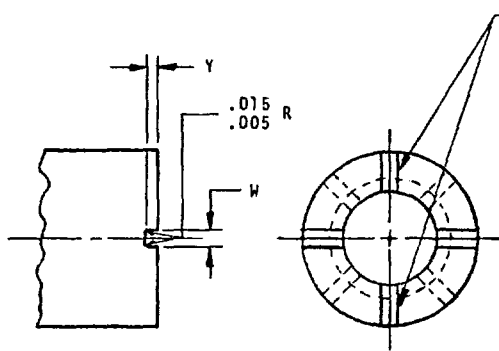


FIG. 2 PISTON ROD

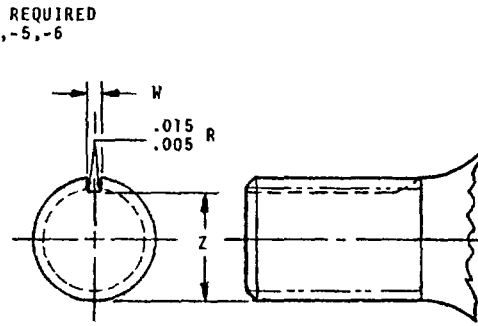


FIG. 3 ROD END TERMINAL

TABLE II SLOT DIMENSIONS

WASHER DASH NO. (REF)	TERMINAL THREAD	W +.005 -.000	Y +.005 -.000	Z +.000 -.005
4	1/4 - 28UNJF-3A	.062	.110	.201
5	5/16 - 24UNJF-3A	.062	.110	.260
6	3/8 - 24UNJF-3A	.093	.110	.311
7	7/16 - 20UNJF-3A	.093	.110	.370
8	1/2 - 20UNJF-3A	.093	.110	.436
9	9/16 - 18UNJF-3A	.125	.110	.478
10	5/8 - 18UNJF-3A	.125	.110	.541
12	3/4 - 16UNJF-3A	.125	.110	.663
14	7/8 - 14UNJF-3A	.156	.110	.777
16	1 - 12UNJF-3A	.156	.110	.900
18	1 1/8 - 12UNJF-3A	.187	.110	1.010
20	1 1/4 - 12UNJF-3A	.187	.116	1.136
22	1 3/8 - 12UNJF-3A	.250	.116	1.236
24	1 1/2 - 12UNJF-3A	.250	.116	1.361
26	1 5/8 - 12UNJF-3A	.250	.129	1.477
28	1 3/4 - 12UNJF-3A	.312	.129	1.589
30	1 7/8 - 12UNJF-3A	.312	.129	1.714
32	2 - 12UNJF-3A	.312	.129	1.839
34	2 1/8 - 12UNJF-3A	.312	.129	1.955
36	2 1/4 - 12UNJF-3A	.312	.129	2.080

NOTE: THE INFORMATION INCLUDED ON THIS PAGE DEFINES THE SLOT DIMENSIONS OF THE PISTON ROD AND ROD END TERMINAL USED IN CONJUNCTION WITH THE MS 14198 LOCK. THESE DIMENSIONS ARE ALSO COMPATIBLE WITH THE NAS 1193 POSITIVE INDEX LOCKING DEVICE AND THE NAS 513 LOCKING DEVICE.

MS14198 SLOT DIMENSIONS IDENTICAL TO NAS 513 AND NAS 1193 SLOT DIMENSIONS FOR DASH 20 THROUGH 36.

P.A.  
NAVY -- AS  
Other Cust  
ARMY-AV  
USAF-11

## TITLE

LOCK, ROD END, EXTRA STRENGTH, HIGH PROFILE LUG

MILITARY STANDARD

MS 14198

PROCUREMENT SPECIFICATION  
NONE

SUPERSEDES:  
NAS 513 AND NAS 559 IN PART

SHEET 4 OF 5

APPROVED 14 JULY 1982 REVISED A FOR CHANGES SEE SHEETS 1 AND 3

USER SYMBOLS:

REVIEWER SYMBOLS:

ARMY - MI  
USAF -  
DLA - IS

"Review/user information is current as of the date of this document.  
For future conduction of changes to this document, draft circulation  
should be based on the information in the current DODSS."

This military standard is approved for use by all Departments  
& Agencies of the Department of Defense. Selection for all new  
engineering and design applications and for repetitive use shall  
be made from this document.

FED. SUP CLASS  
5340

USER SYMBOLS:

REVIEWER SYMBOLS:  
ARMY - MI  
USAF -  
DLA - IS

"Review/user information is current as of the date of this document.  
For future coordination of changes to this document, draft circulation  
should be based on the information in the current DODGSS."

This military standard is approved for use by all Departments  
& Agencies of the Department of Defense. Selection for all new  
engineering and design applications and for repetitive use shall  
be made from this document.

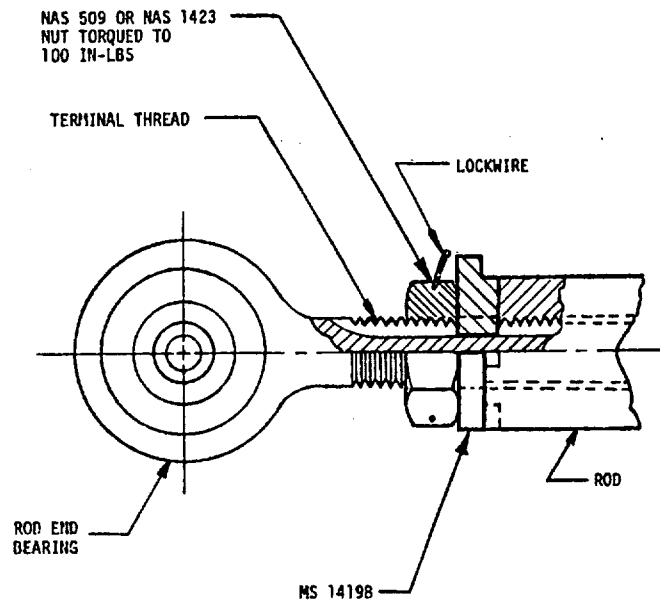


FIG. 4 TYPICAL INSTALLATION

APPROVED 14 JULY 1982 REVISED A FOR CHANGES SEE SHEETS 1 AND 3

P.A. NAVY - AS Other Cuet ARMY - AV USAF - 11	TITLE  LOCK, ROD END, EXTRA STRENGTH, HIGH PROFILE LUG	MILITARY STANDARD	
		MS 14198	
PROCUREMENT SPECIFICATION NONE	SUPERSEDES: NAS 513 AND NAS 559 IN PART	SHEET 5	OF 5

DD FORM 1 MAR 72 672-1 (Coordinated)

FUTURE EDITIONS OF THIS FORM ARE OBSOLETE.

PLATE NO. 23000