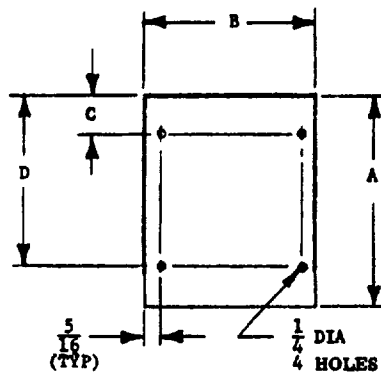


FED. SUP CLASS
5975

-1, -2, -4, -15, -16 & -17

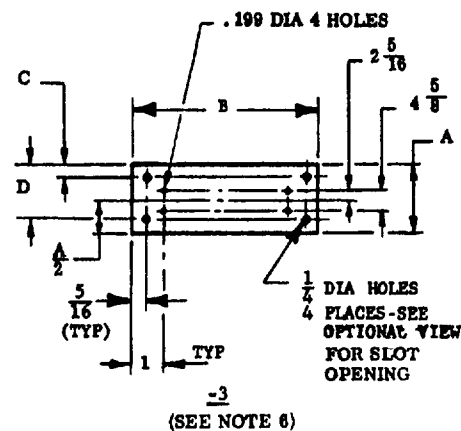
-3
(SEE NOTE 6).199 DIA 4 HOLES
2 5/16
4 5/8
A
D
C
B
1
TYP
5/16 (TYP)
1/4 DIA HOLES
PLACES-SEE
OPTIONAL VIEW
FOR SLOT
OPENING

TABLE I

| DASH NO. | A | B | C | D |
|----------|--------|----|-------|--------|
| -1 | 20 1/2 | 19 | 1 1/2 | 19 |
| -2 | 19 1/4 | 19 | 1 1/2 | 17 3/4 |
| -3 | 7 | 19 | 1 1/2 | 5 1/2 |
| -4 | 11 3/4 | 19 | 1 1/2 | 9 5/8 |
| -15 | 24 1/2 | 19 | 1 1/2 | 23 |
| -16 | 1 3/4 | 19 | 7/8 | — |

SLOT OPENING VIEW
OPTIONAL

NOTES:

- MATERIAL:
 - 1, -2, -4, -9 & -14 SHALL BE 17 GAUGE STEEL
 - 5 THRU -8 & -10 THRU -13, -18 AND -19 SHALL BE 18 GAUGE STEEL
 - 3, -15, -16 & -17 SHALL BE 1/8 THK ALUMINUM 6061 - T6.
- RACK PLATES WITH LOUVERS SHALL HAVE 2 DOUBLE ROWS OF LOUVERS, 6 INCHES WIDE, 3/4 INCH HIGH WITH 1 INCH SPACE BETWEEN LOUVERS. EACH LOUVER SHALL HAVE APPROXIMATELY 1 3/4 SQUARE INCHES OF OPENING.
- FINISH: SHALL BE IN ACCORDANCE WITH MIL-STD-808 AND FED-STD-595, GREEN COLOR NO. 24300.
- REMOVE ALL BURRS AND BREAK ALL SHARP EDGES.
- DIMENSIONS IN INCHES. UNLESS OTHERWISE SPECIFIED, TOLERANCES: FRACTIONS; $\pm 1/32$.
- PLATE-3, SHALL BE SUPPLIED WITH MS14136-2 HANDLES AND NECESSARY HARDWARE.

| DASH NO. | A | B | C | D |
|----------|-------|----|-------|-------|
| -17 | 8 3/4 | 19 | 1 1/2 | 7 1/4 |

FOR DESIGN FEATURE PURPOSES, THIS STANDARD TAKES PRECEDENCE OVER PROCUREMENT DOCUMENTS REFERENCED HEREIN. REFERENCED DOCUMENTS SHALL BE OF THE ISSUE IN EFFECT ON DATE OF INVITATIONS FOR BID.

(H) DENOTES CHANGES

| | | |
|------------------------------|-------------------------|--------------------------------------|
| P.A. NAVY - AS Other Cust | TITLE PLATE-RACK | MILITARY STANDARD MS14140(AS) |
| PROCUREMENT SPECIFICATION | SUPERSEDES | SHEET 1 OF 2 |

DD FORM 672-1 (Limited coordination)

PREVIOUS EDITIONS OF THIS FORM ARE OBSOLETE.

PROJECT NO. 5975-N539

PLATE NO. 23071

This military standard is approved by NAVAL AIR SYSTEMS COMMAND, Department of the Navy and shall be used by that activity. All other military activities are required to employ this standard where suitable.

APPROVED 22 AUG 1972
REVISED (A) 8 SEP 1972 (B) 1 MAY 1973 (C) 26 JULY 1973 (D) 22 JAN 74 (E) 17 JUNE 1974 (F) 31 JAN 75 (G) 9 DEC 75 (H) 14 JUL 77

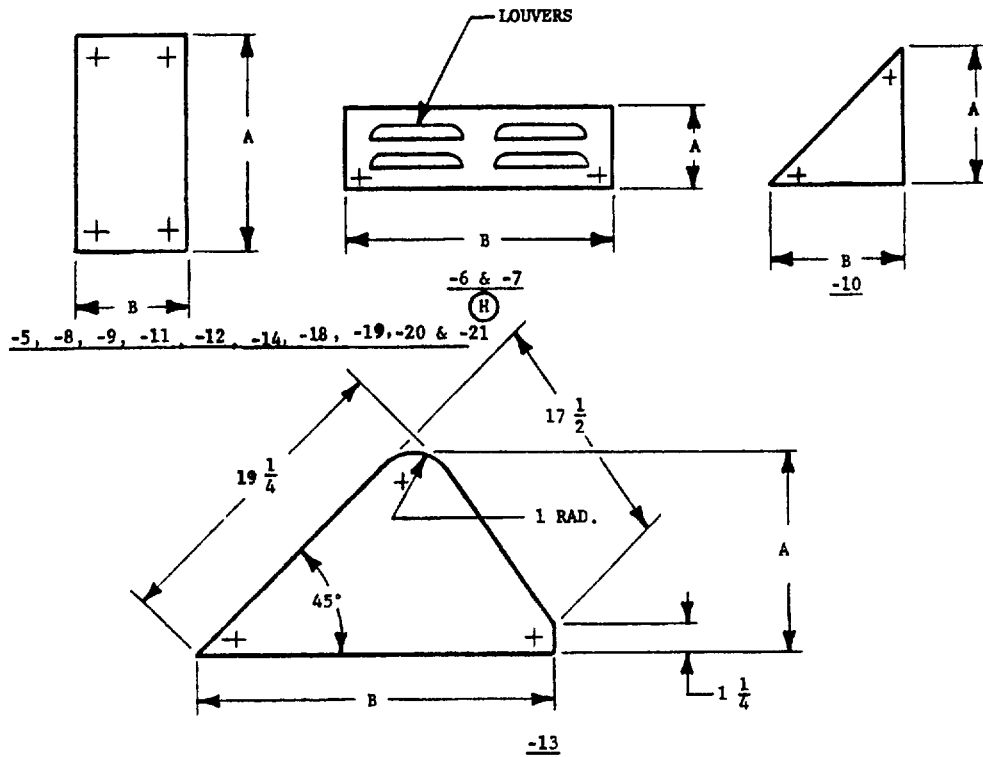
FED SUP CLASS
5975

TABLE 2 (a)

| DASH NO. | PLAIN | | LOUVERED | |
|----------|--------|--------|----------|--------|
| | A | B | A | B |
| -5 | 47 1/2 | 25 | — | — |
| -6 | — | — | 6 3/8 | 18 |
| -7 | — | — | 6 3/8 | 22 1/4 |
| -8 | 75 3/8 | 15 | — | — |
| -9 | 36 | 16 3/8 | — | — |
| -10 | 5 | 5 | — | — |
| -11 | 66 | 21 1/2 | — | — |
| -12 | 33 3/8 | 25 1/2 | — | — |
| -13 | 13 1/4 | 26 | — | — |
| -14 | 1 5/8 | 19 | — | — |
| -18 | 47 1/2 | 21 1/2 | — | — |
| -19 | 73 | 21 | — | — |
| -20 | 66 | 25 | — | — |

(a) ALL HOLES SHALL BE TEMPLATED FROM EQUIPMENT AT ASSEMBLY

| | | | | | |
|-----|-----|----|----|---|---|
| (H) | -21 | 49 | 25 | — | — |
|-----|-----|----|----|---|---|

This military standard is approved by NAVAL AIR SYSTEMS COMMAND, Department of the Navy and shall be used by their activity. All other military activities are required to employ this standard where suitable.

APPROVED 22 AUG 1972 REVISED (H) FOR CHANGES SEE SHEET 2

| | | | |
|------------------------------|-------------------------|-------------------|------|
| P.A. NAVY - AS Other Cust | TITLE PLATE-RACK | MILITARY STANDARD | |
| | | MS14140(AS) | |
| PROCUREMENT SPECIFICATION | SUPERSEDES | SHEET 2 | OF 2 |

DD FORM 672-1 (Limited coordination)

PREVIOUS EDITIONS OF THIS FORM ARE OBSOLETE.

PLATE NO 23071

*U.S. GOVERNMENT PRINTING OFFICE 1977-703-020/4860