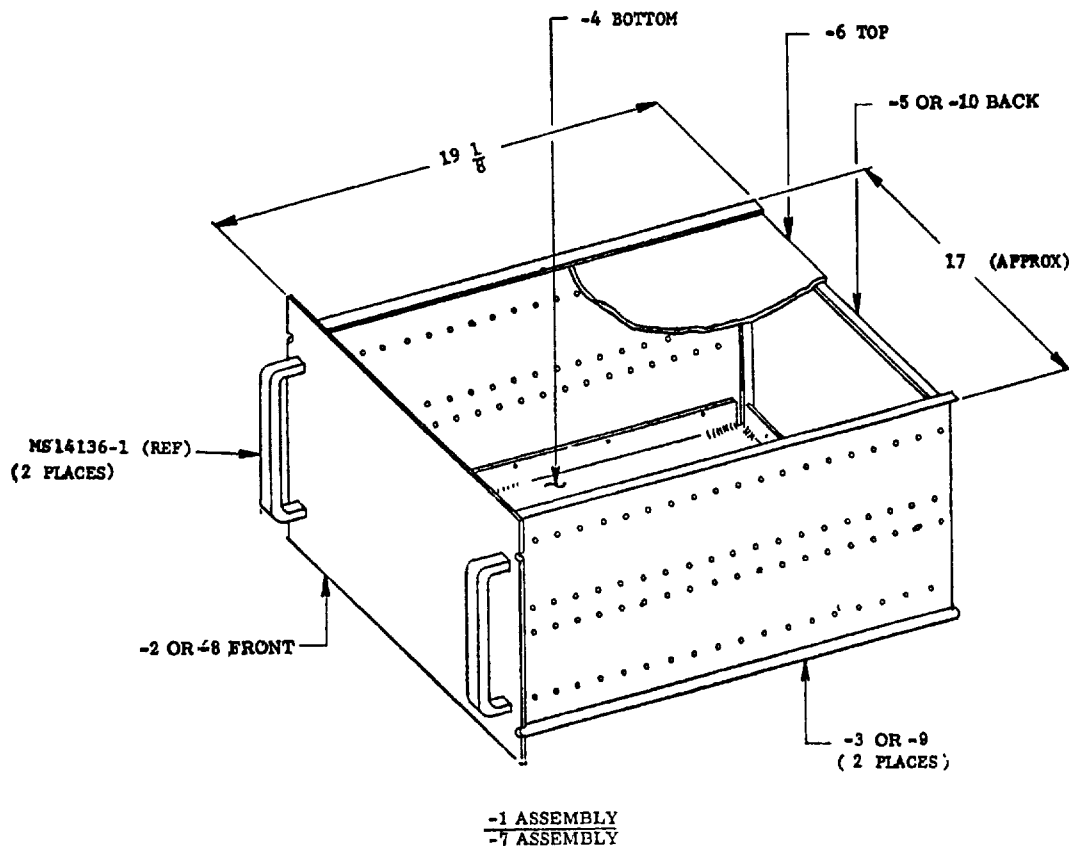


FED. SUP CLASS
5975

DASH NO. ASSY'S	FRONT	SIDE	BACK	BOTTOM	TOP
-1 ASSY	-2	-3	-5	-4	-6
-7 ASSY	-8	-9	-10	-4	-6

FOR DESIGN FEATURE PURPOSES, THIS STANDARD TAKES PRECEDENCE OVER PROCUREMENT DOCUMENTS REFERENCED HEREIN
REFERENCED DOCUMENTS SHALL BE OF THE ISSUE IN EFFECT ON DATE OF INVITATIONS FOR BID.

(C) REVISED

P.A. NAVY - AS Other Cost	TITLE DRAWER ASSEMBLY, RACK MOUNTING	MILITARY STANDARD MS14135(AS)
PROCUREMENT SPECIFICATION	SUPERSEDES	SHEET 1 OF 9

DD FORM 672-1 (Limited coordination)

PREVIOUS EDITIONS OF THIS FORM ARE OBSOLETE

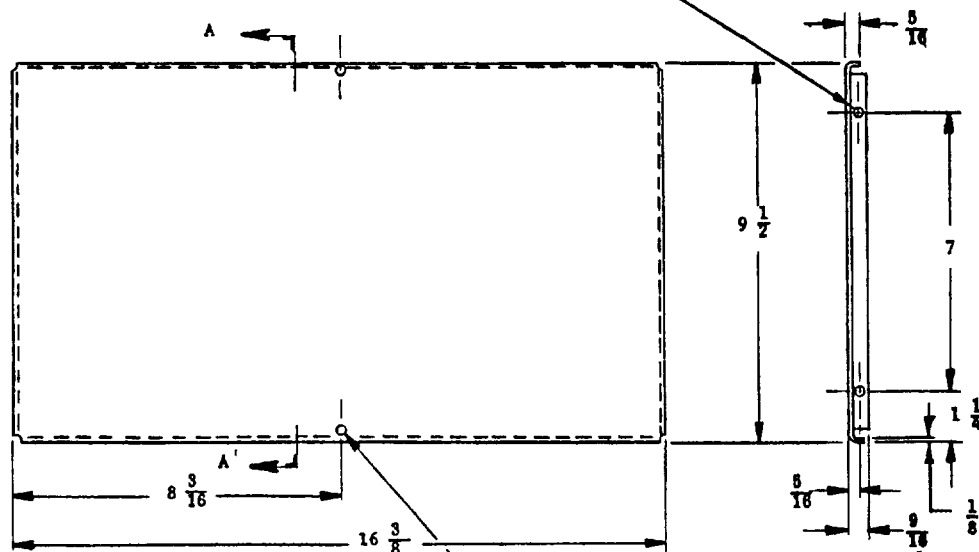
PLATE NO. 22071

This military standard is approved by NAVAL AIR SYSTEMS COMMAND,
Department of the Navy and shall be used by
that activity. All other military activities are required
to employ this standard where suitable.

22 AUG 1972
REVISED (A) 8 SEP 1972 (B) 26 JULY 1973 (C) 9 DEC 1975

<p>3/16 DIA HOLES. (5 REQD EACH SIDE) CAPTIVE NUTS FOR .1380-32 UNC-2B SCREWS ASSY HARDWARE</p> <p><u>-4 BOTTOM PLATE</u></p>		FED. SUP CLASS 5975
		22 AUG 1972 REVISED (C) FOR CHANGES SEE SHEETS 3 AND 9
P.A. NAVY - AS Other Cust	TITLE DRAWER ASSEMBLY RACK MOUNTING	MILITARY STANDARD MS14135(AS)
PROCUREMENT SPECIFICATION	SUPERSEDES	SHEET 3 OF 9

This military standard is approved by NAVAL AIR SYSTEMS COMMAND, Department of the Navy and shall be used by the activity. All other military specifications are required to comply with standard where suitable.

FED. SUP CLASS
59753/16 DIA HOLES WITH .1380-32 UNC-2B
CAPTIVE NUTS (4 PLACES)3/16 DIA HOLE
2 PLACES WITH
.1380-32 UNC-2B
CAPTIVE NUTS

-5 BACK

REVISED (C) FOR CHANGES SEE SHEETS 3 AND 9

22 AUG 1972

This military standard is approved by NAVAL AIR SYSTEMS COMMAND,
Department of the Navy and shall be used by
that activity. All other military activities are required
to employ this standard where suitable.

P A. NAVY - AS
Other Cust

TITLE

DRAWER ASSEMBLY
RACK MOUNTING

MILITARY STANDARD

MS14135 (AS)

PROCUREMENT SPECIFICATION

SUPERSEDES

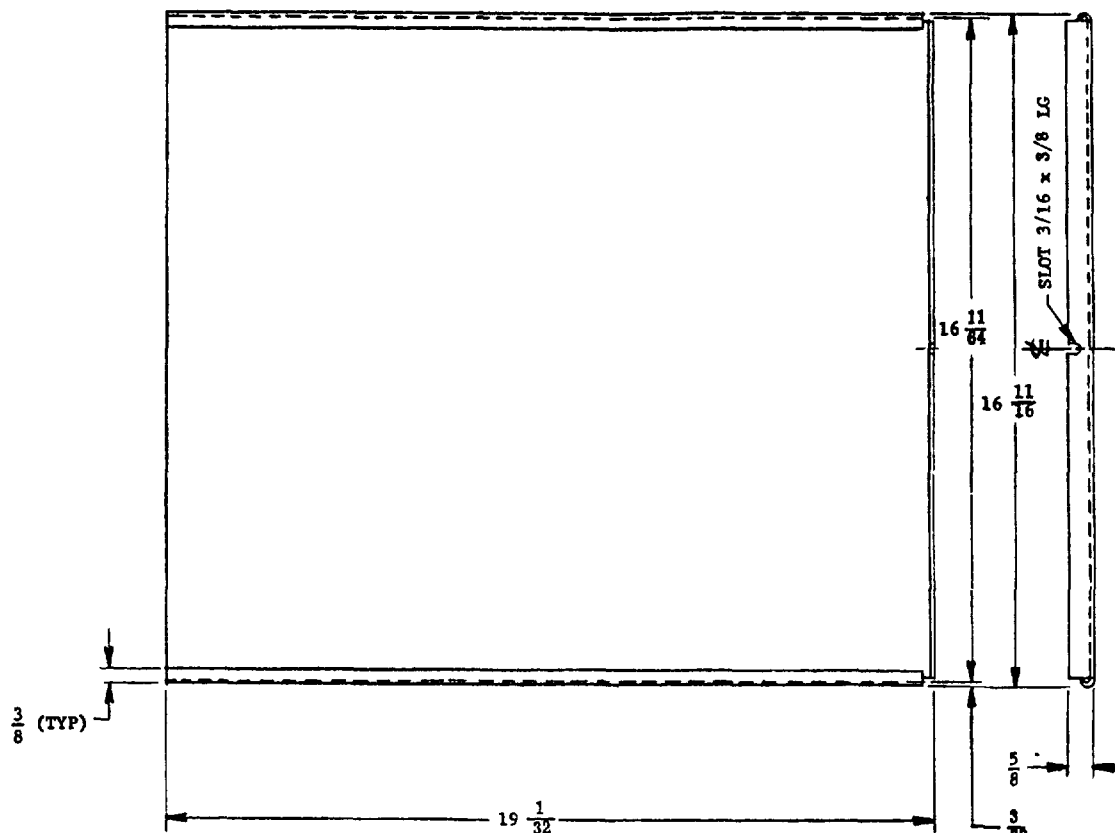
SHEET 4 OF 9

DD FORM 672-1 (Limited coordination)
1 MAR 72

PREVIOUS EDITIONS OF THIS FORM ARE OBSOLETE.

PLATE NO. 23071

**FED. SUP CLASS
5975**



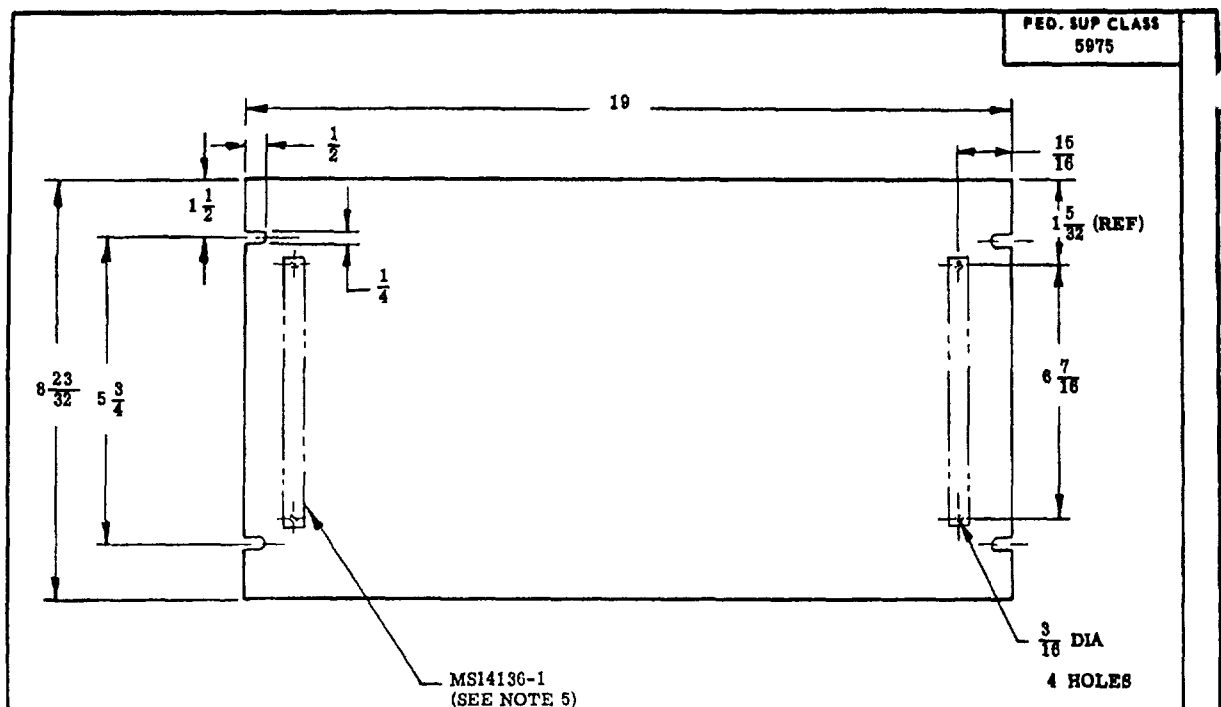
-6 TOP

REVISED C FOR CHANGES SEE SHEETS 3 AND 9

22 AUG 1972

This military standard is approved by NAVAL AIR SYSTEMS COMMAND, Department of the Navy and shall be used by that activity. All other military activities are required to employ this standard where suitable.

P A. NAVY - AS Other Cust	TITLE DRAWER ASSEMBLY RACK MOUNTING	MILITARY STANDARD
		MS 14135 (AS)
PROCUREMENT SPECIFICATION	SUPERSEDES	SHEET 5 OF 9



- 8 FRONT

This military standard is approved by NAVAL AIR SYSTEMS COMMAND, Department of the Navy and shall be used by that activity. All other military activities are required to employ this standard where suitable.

P.A. NAVY - AS Other Cust	TITLE DRAWER ASSEMBLY RACK MOUNTING	MILITARY STANDARD
PROCUREMENT SPECIFICATION	SUPERSEDES	MS14135(AS) SHEET 6 OF 9

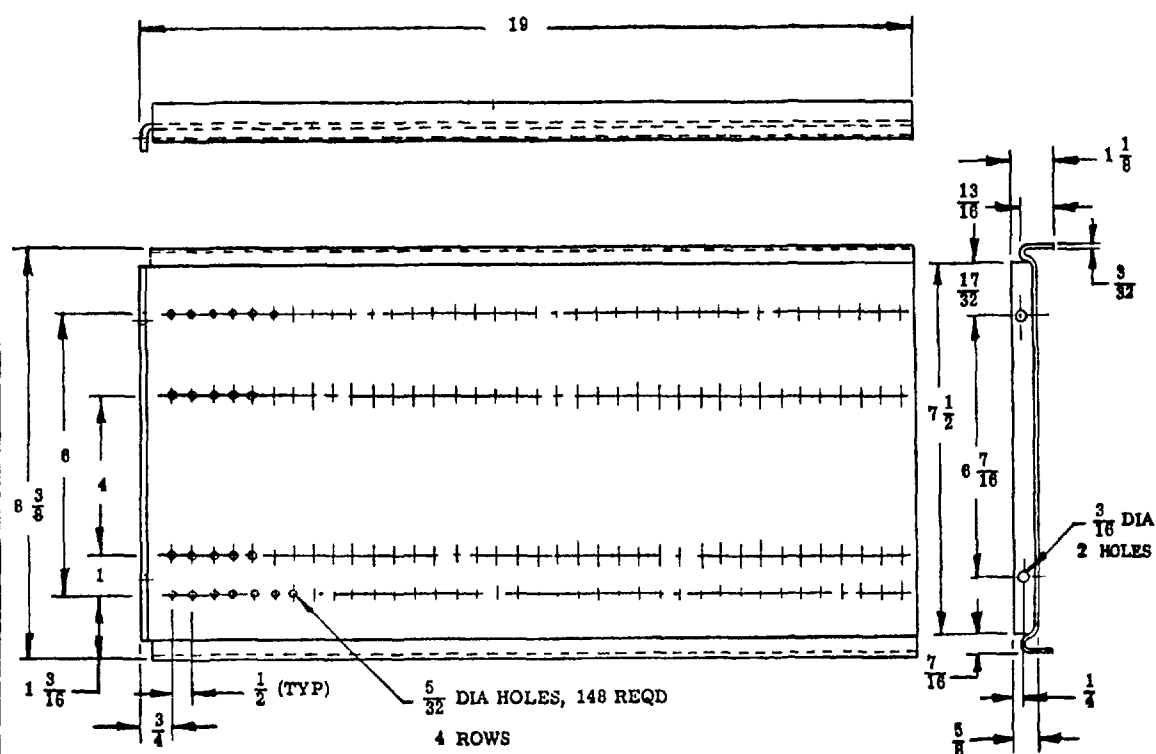
DD FORM 672-1 (Limited coordination)

PREVIOUS EDITIONS OF THIS FORM ARE OBSOLETE.

PLATE NO. 22071

22 AUG 1972 REVISED (C) FOR CHANGES SEE SHEETS 3 AND 9

FED. SUP CLASS
5975



-9 SIDE

22 AUG 1972
REVISED (C) FOR CHANGE SEE SHEETS 3 AND 9

This military standard is approved by NAVAL AIR SYSTEMS COMMAND, Department of the Navy and shall be used by other activity. All other military activities are required to employ this standard where suitable.

P A. NAVY - AS Other Cust	TITLE DRAWER ASSEMBLY RACK MOUNTING	MILITARY STANDARD
		MS14135(AS)
PROCUREMENT SPECIFICATION	SUPERSEDES	SHEET 7 OF 9

This military standard is approved by NAVAL AIR SYSTEMS CO.-MEMO,
Department of the Navy and shall be used by
that activity. All other military activities are required
to employ this standard where suitable.

		FED. SUP CLASS 5975
		<p>SECTION A-A</p>
<p>-10 BACK</p>		
P A. NAVY - AS Other Cust	TITLE DRAWER ASSEMBLY RACK MOUNTING	MILITARY STANDARD MS14135(AS)
PROCUREMENT SPECIFICATION	SUPERSEDES	SHEET 8 OF 9

FED. SUP CLASS
5975**NOTES:****1. MATERIAL**

(a) -2 AND -8 SHALL BE 1/8" 6061-T6 ALUMINUM, GRAINED SURFACE.

(C) (b) -3, -4, -5, -6, -9 & -10 SHALL BE 5052 ALUMINUM PER QQ-A-318.

2. FINISH: -2 & -8 IN ACCORDANCE WITH MIL-STD-808 AND FED-STD-595, GREEN COLOR #24300.
FINISH FOR -3, -4, -5, -6, -9 & -10 CLEAR COATING ANODIZED MIL-A-8625, TYPE 1, CLASS 1.

3. BREAK ALL SHARP EDGES & REMOVE ALL BURRS.

4. DIMENSIONS IN INCHES. UNLESS OTHERWISE SPECIFIED, TOLERANCES: FRACTIONS, $\pm 1/32$.5. FRONT PANEL OR DRAWER ASSY TO BE SUPPLIED COMPLETELY ASSEMBLED WITH MS14135-1 HANDLES
AND NECESSARY HARDWARE.

6. THREADS SHALL BE IN ACCORDANCE WITH HANDBOOK H28.

REVISED (C) FOR CHANGES SEE SHEETS 3 AND 9

22 AUG 72

This military specification is approved by NAVAL AIR SYSTEMS COMMAND,
Department of the Navy, and shall be used by
military activities where required
to employ this specification where suitableDRAWER ASSEMBLY
RACK MOUNTING

MS14135 (AS)

PROCUREMENT SPECIFICATION

SUPERSEDES

SHEET 9 OF 9

DD FORM 672-1 (Limited coordination)
1 MAR 72

PREVIOUS EDITIONS OF THIS FORM ARE OBSOLETE.

PLATE NO. 23071