

PROJECT NO 6615-N020

FED SUP CLASS

6610

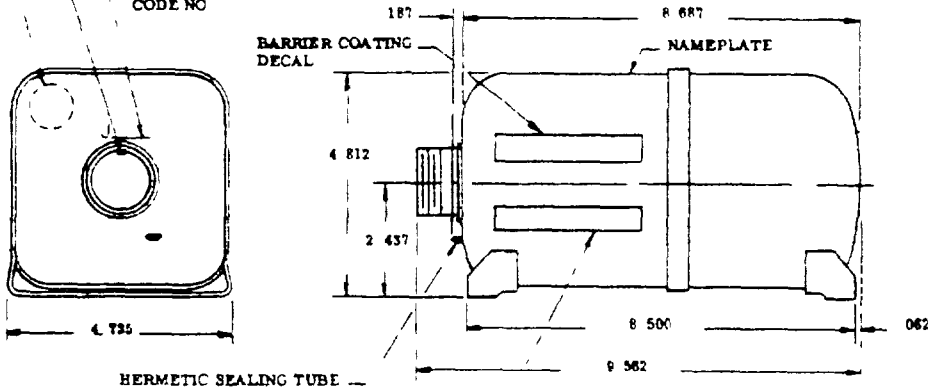
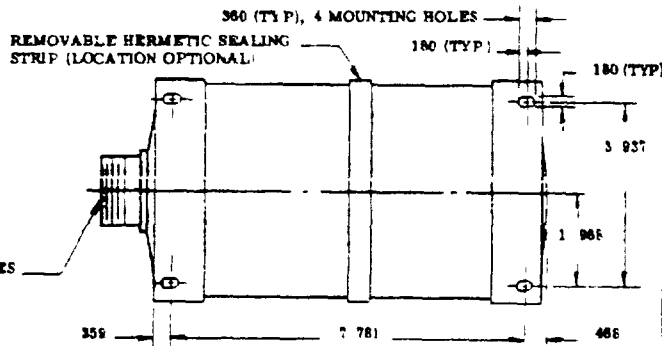
TIME TOTALIZING METER LOCATION OPTIONAL

POLARIZING KEY

CONNECTOR  
CODE NO

DIRECTION OF FLIGHT

(TO BE NOTED ON TOP OF GYROSCOPE)

REUSABLE CONTAINER  
DECAL

MS14114-2 GYROSCOPE

DASH NO	
-1	GYROSCOPE ASSEMBLY (WITH MOUNT)
-2	GYROSCOPE
-3	MOUNT

## NOTES

1. DECAL LOCATIONS OPTIONAL
2. DIMENSIONS IN INCHES UNLESS OTHERWISE SPECIFIED TOLERANCES DECIMALS  $\pm .010$

## DECAL LOCATIONS OPTIONAL

FOR DESIGN FEATURE PURPOSES THIS STANDARD TAKES PRECEDENCE OVER PROCUREMENT DOCUMENTS REFERENCED HEREIN. REFERENCED DOCUMENTS SHALL BE OF THE ISSUE IN EFFECT ON DATE OF INVITATIONS FOR BIL.

P.A. NAVY - AS Other Code	TITLE GYROSCOPE, DISPLACEMENT, ROLL AND PITCH (HARD MOUNTED)-	MILITARY STANDARD MS14114(AS)
PROCUREMENT SPECIFICATION MIL-G-23081 (AS)	SUPERSEDES MS17398(AS)	SHEET 1 OF 3

DD FORM 672-1 (Limited coordination)

PREVIOUS EDITIONS OF THIS FORM ARE OBSOLETE.

PLATE 1 OF 1

APPROVED 7 APR 1975 REVISED

Baseline information is to be used for the date of this document. For future coordination of changes to this document, draft circulation should be based on the information in the top left corner.

This military standard is approved for use by all Departments and Agencies of the Department of Defense. Solicitation for all new engineering and design applications and for revision and change should be made from this document.

REVISED SYMBOL

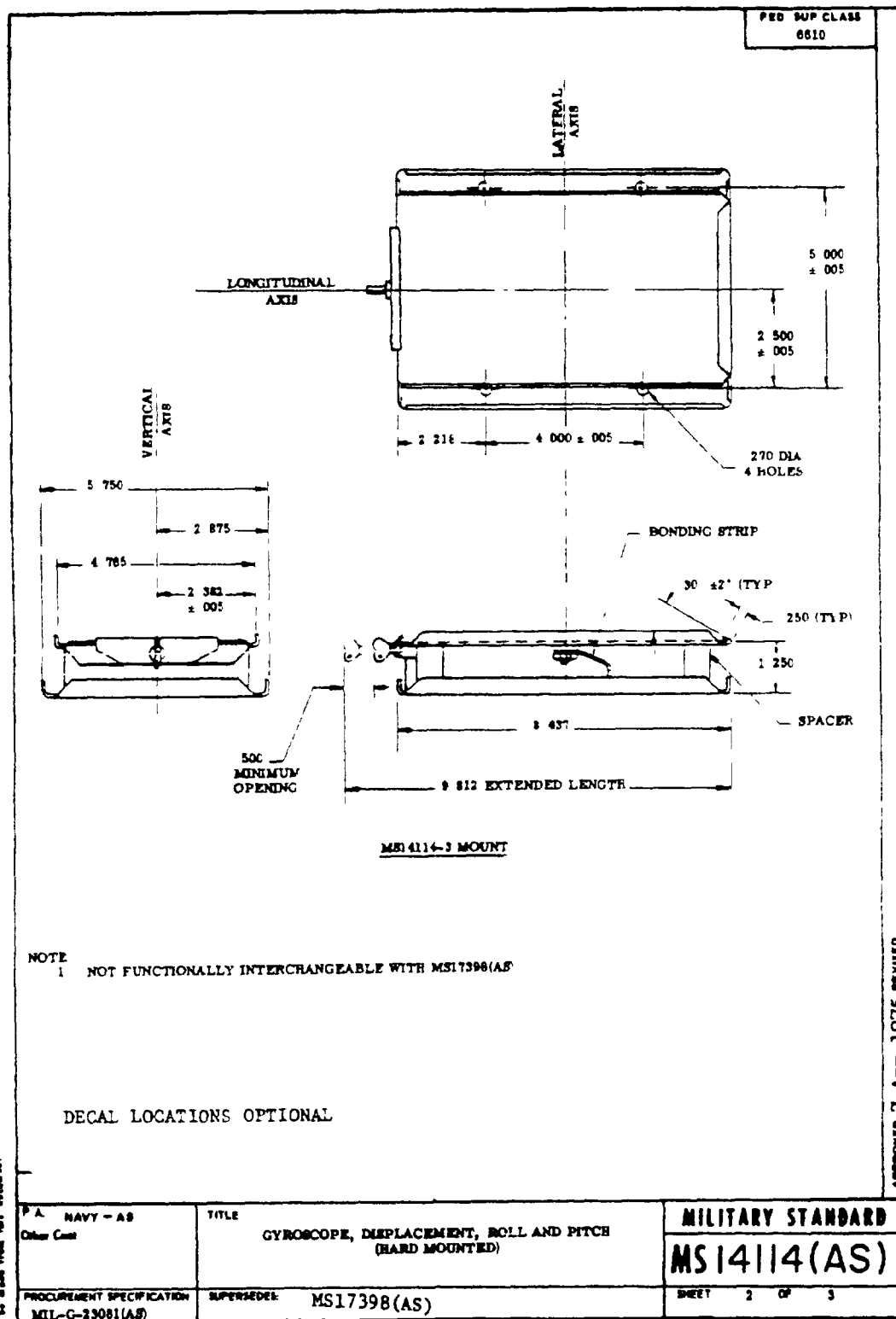
REVISED SYMBOL

USED SYMBOLS

DEFINITIONS SYMBOLS

Revisions information is carried on the date of this document.  
For information of changes in this document draft circulation  
should be based on the information in the current document.

This military standard is approved for use by all Departments  
of the Department of Defense. Selection for all new  
engineering and design specifications and for machine and tool  
to be made from this document.



DD FORM 672-1 (Limited circulation)

PREVIOUS EDITIONS OF THIS FORM ARE OBSOLETE.

PLATE NO. 1492A

APPROVED 7 Apr 1975 REVISED

FED SUP CLASS  
8810

USE SYMBOLS

REVIEW SYMBOLS

Revisions information is current as of the date of this document.  
For future revision of changes to this document, all circulation  
should be based on the information in the revision number.

This military standard is approved for use by all Departments.  
Agencies of the Department of Defense. Revision for all use  
engineering and design applications and for specifying use shall  
be made from this document.

CONNECTOR TABLE	
ELECTRICAL PIN	CIRCUIT
A } B } C }	115/220 V, 400 Hz #A 115/220 V, 400 Hz #B 115/220 V, 400 Hz #C PHASE ROTATION A, B, C
D (X) E (Y) F (Z)	ROLL TRANSMITTER SYNCHRO STATOR
R (X) H (Y) P (Z)	PITCH TRANSMITTER SYNCHRO STATOR
G J T K L	3 PHASE, 400 Hz NEUTRAL POWER WARNING FLAG POWER EXCITATION FOR ALARM FLAG PITCH ERECTION CUTOUT ROLL ERECTION CUTOUT
M (H) S (C)	ROLL SYNCHRO EXCITATION 115V, 400 Hz 0B
L (H) V (C)	PITCH SYNCHRO EXCITATION 115V, 400 Hz 0B
N Q	MANUAL FAST ERECTION WHEEL MONITOR (WHEN REQUIRED)

DECAL LOCATIONS OPTIONAL

APPROVED 7 Apr 1975 REVISED

P.A. NAVY - AS Other Code	TITLE GYROSCOPE, DISPLACEMENT, ROLL AND PITCH (HARD MOUNTED)	MILITARY STANDARD
		MS14114(AS)
PROCUREMENT SPECIFICATION MIL-G-23081 (AS)	SUPERSEDES MS17398(AS)	SHEET 3 OF 3

DD FORM 672-1 (Limited circulation)

ORIGINALS MAINTAINED BY THE JCS AND SUBALGATS

PLATE NO. 14936

FOLD

DEPARTMENT OF THE NAVY  
Naval Air Engineering Center  
Philadelphia, PA 19112

POSTAGE AND FEES PAID  
DEPARTMENT OF THE NAVY  
DOD 316



OFFICIAL BUSINESS

Engineering Specifications and Standards Department (Code ES)  
Naval Air Engineering Center  
Philadelphia, PA 19112

FOLD

<b>STANDARDIZATION DOCUMENT IMPROVEMENT PROPOSAL</b>		OMB Approval No 22-R255	
<p><b>INSTRUCTIONS</b> The purpose of this form is to solicit beneficial comments which will help achieve procurement of suitable products at reasonable cost and minimum delay, or will otherwise enhance use of the document. DoD contractors, government activities, or manufacturers/vendors who are prospective suppliers of the product are invited to submit comments to the government. Fold on lines on reverse side, staple in corner, and send to preparing activity. Comments submitted on this form do not constitute or imply authorization to waive any portion of the referenced document(s) or to amend contractual requirements. Attach any pertinent data which may be of use in improving this document. If there are additional papers, attach to form and place both in an envelope addressed to preparing activity.</p>			
DOCUMENT IDENTIFIER AND TITLE MS14114(AS) GYROSCOPE, DISPLACEMENT, ROLL AND PITCH (HARD MOUNTED)			
NAME OF ORGANIZATION AND ADDRESS		CONTRACT NUMBER	
		MATERIAL PROCURED UNDER A <input type="checkbox"/> DIRECT GOVERNMENT CONTRACT <input type="checkbox"/> SUBCONTRACT	
<p>1 HAS ANY PART OF THE DOCUMENT CREATED PROBLEMS OR REQUIRED INTERPRETATION IN PROCUREMENT USE?</p> <p>A GIVE PARAGRAPH NUMBER AND WORDING</p> <p>B RECOMMENDATIONS FOR CORRECTING THE DEFICIENCIES</p>			
2 COMMENTS ON ANY DOCUMENT REQUIREMENT CONSIDERED TOO RIGID			
<p>3 IS THE DOCUMENT RESTRICTIVE?</p> <p><input type="checkbox"/> YES    <input type="checkbox"/> NO (If "Yes", in what way?)</p>			
4 REMARKS			
SUBMITTED BY (Printed or typed name and address - Optional)		TELEPHONE NO	
		DATE	