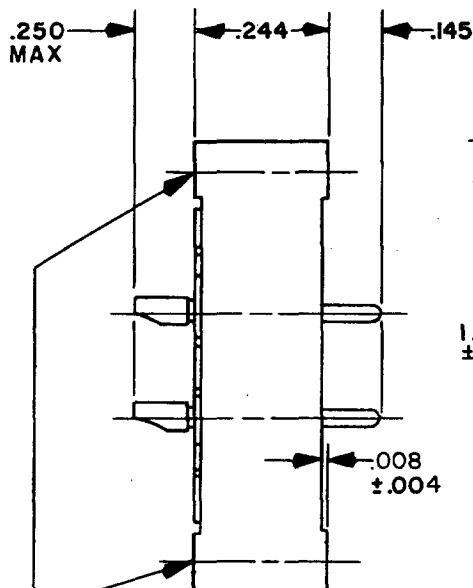


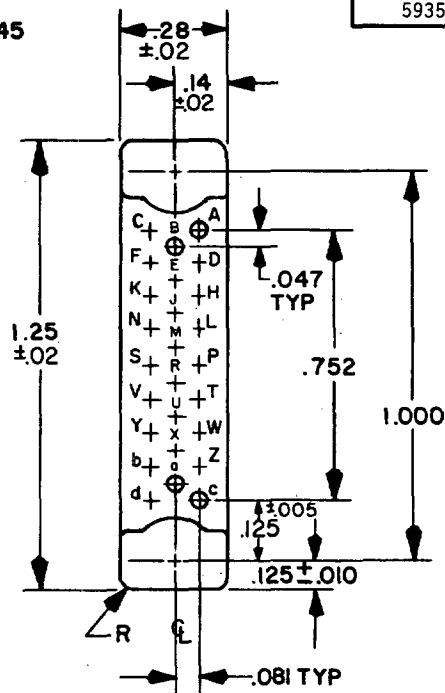
User activities: Army - ME, AM, AR
Navy - MC, OS
Air Force -

Review activities: Army - MI, AT
Navy - AS, SH
Air Force -
DLA - ES

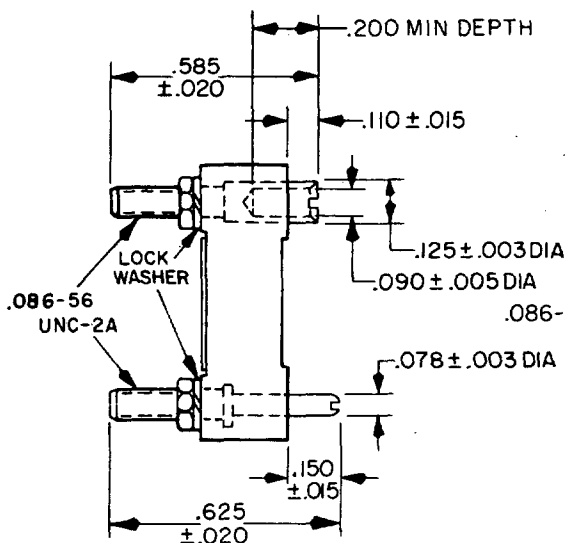
This military standard is approved for use by all Departments and Agencies of the Department of Defense. Selection for all new engineering and design applications and for repetitive use shall be made from this document when applicable.



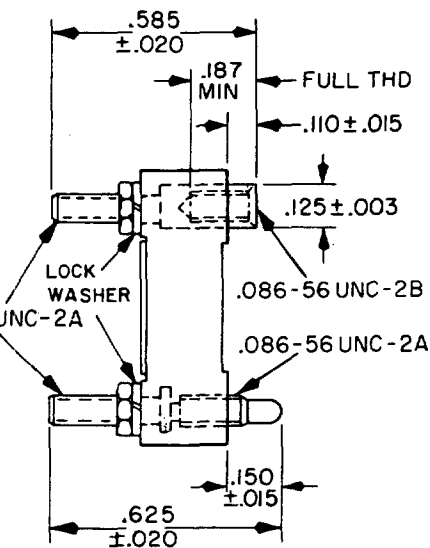
SEE VIEWS A, B, C, OR D,
FOR APPLICABLE DETAILS.



FED. SUP CLASS
5935



VIEW A: WITH GUIDEPIPS



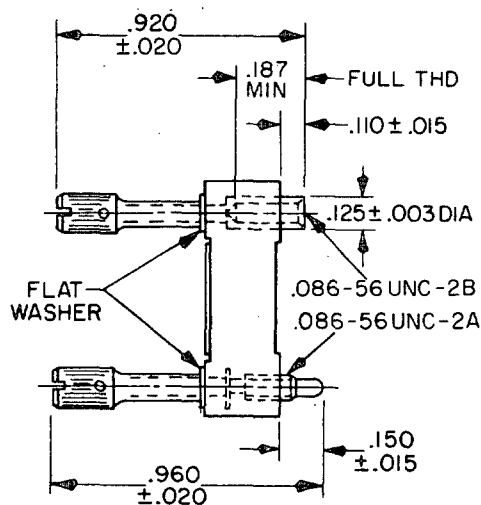
VIEW B: WITH FIXED JACKSCREWS

(C) DENOTES CHANGE

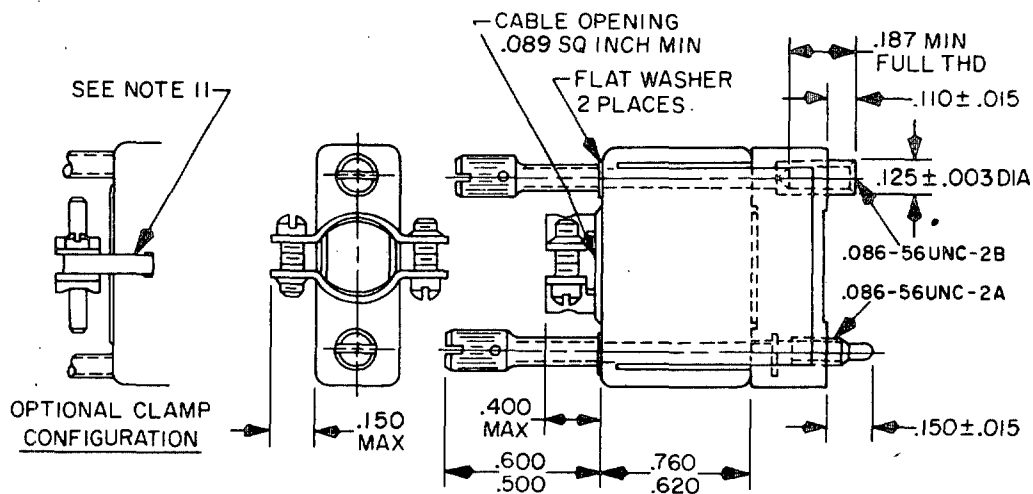
P.A. Navy - EC	International Interest	TITLE CONNECTOR, RECTANGULAR, ELECTRICAL RACK AND PANEL 26 SIZE 22 SOLDER PIN CONTACTS	MILITARY STANDARD
Other Cust AF - 85 Army - CR			MS14020
Procurement Specification MIL-C-28748		SUPERSEDES:	PAGE 1 OF 3

FED. SUP CLASS
5935User activities:
Army - ME, AM, AR
Navy - MC, OS
Air Force -Review activities:
Army - MI, AT
Navy - AS, SH
Air Force -
DLA - ES

This military standard is approved for use by all Departments and Agencies of the Department of Defense. Selection for all new engineering and design applications and for repetitive use shall be made from this document when applicable.



VIEW C: WITH SHORT TURNABLE JACKSCREWS



VIEW D: WITH LONG TURNABLE JACKSCREWS AND SHIELD

REVISED (C) For changes see page 3

APPROVED 20 May 1970

P.A. Navy - EC	International interest	TITLE CONNECTOR, RECTANGULAR, ELECTRICAL RACK AND PANEL 26 SIZE 22 SOLDER PIN CONTACTS	MILITARY STANDARD
Other Cust AF - 85 Army - CR			MS14020
Procurement Specification MIL-C-28748		SUPERSEDES:	PAGE 2 OF 3

FED. SUP CLASS
5935

INCHES	MM	INCHES	MM	INCHES	MM
.003	.08	.090	2.29	.500	12.70
.004	.10	.110	2.79	.585	14.86
.005	.13	.125	3.18	.600	15.24
.008	.20	.14	3.6	.620	15.75
.010	.25	.145	3.68	.625	15.88
.015	.38	.150	3.81	.752	19.10
.02	.5	.187	4.75	.760	19.30
.020	.51	.200	5.08	.920	23.37
.047	1.19	.244	6.20	.960	24.38
.078	1.98	.250	6.35	1.000	25.40
.081	2.06	.28	7.11	1.25	31.8
.089	2.26	.400	10.16		

DESIGN STANDARD FOR USE WITH MIL-C-28748/7.

NOTES:

1. Dimensions are in inches.
2. Metric equivalents are given for general information only and are based upon 1.00 inch = 25.4 mm.
3. Dimensions and configuration shall be in accordance with the above figure.
4. Unless otherwise specified, tolerances are $\pm .02$ (.5 mm) for two place decimals and $\pm .015$ (.38 mm) for three place decimals.
5. Tolerance between any two adjacent contact centers shall be $\pm .004$ (.10 mm). Tolerance between any two contact centers, other than adjacent contacts, shall be $\pm .006$ (.15 mm).
6. Contact letter identification may be located on either side of the contact hole. All letters shall appear on the front and rear face of each insert.
7. Inserts shall be used with guide pin assemblies or jackscrew assemblies.
8. Insert material: Shall be in accordance with MIL- C-28748.
9. For design feature purposes, this standard takes precedence over procurement documents referenced herein.
10. Reference documents shall be of the issue in effect on date of invitation for bid.
11. Cable clamp configuration has optional mounting method.
12. No side cable clamp available with this insert arrangement.
13. Material for jackscrews and guidepins: Corrosion resistance steel per specification QQ-S-763 or ASTM-A582, class 302, 303, 303SE, 304, or 316 except knobs, washers, and spacers shall be either aluminum alloy or corrosion resistance steel. Finish for jackscrews and guidepins: Passivated per QQ-P-35 except knobs, washers, and spacers shall be passivated or anodized.

P.A Navy - EC	International Interest	TITLE CONNECTOR, RECTANGULAR, ELECTRICAL RACK AND PANEL 26 SIZE 22 SOLDER PIN CONTACTS	MILITARY STANDARD
Other Cust AF - 85 Army - CR			MSI4020
Procurement Specification MIL-C-28748		SUPERSEDES:	PAGE 3 OF 3

APPROVED 20 May 1970 REVISED (C) For changes see page 3

User activities: Army - ME, AM, AR
Navy - MC, OS
Air ForceReview activities: Army - MI, AT
Navy - AS, SH
Air Force
DLA - ES
11. 99

This military standard is approved for use by all Departments and Agencies of the Department of Defense. Selection for all new engineering and design applications and for repetitive use shall be made from this document when applicable.

DD FORM 672
1 MAY 73

(Coordinated) PREVIOUS EDITIONS OF THIS FORM ARE OBSOLETE.

5935-3136-9

U.S. GOVERNMENT PRINTING OFFICE: 1980-603-121/1095