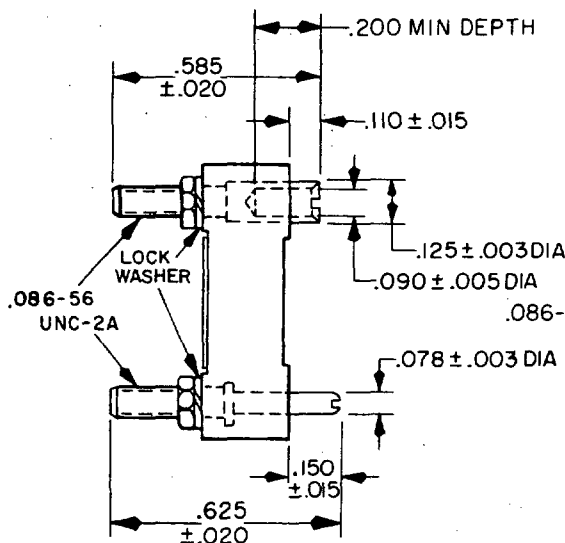
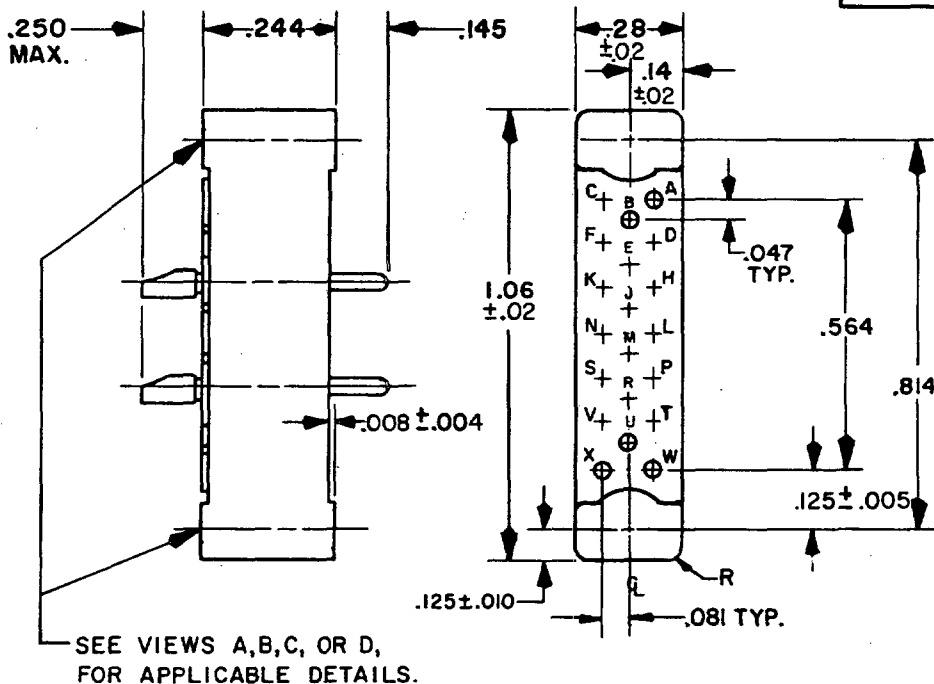
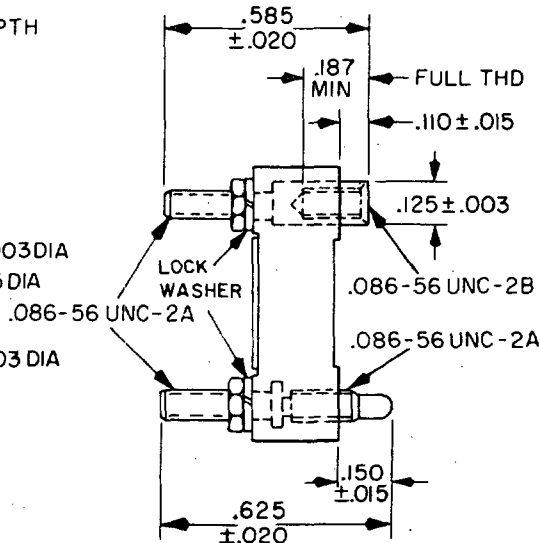


FED. SUP CLASS
5935

VIEW A: WITH GUIDE PINS



VIEW B: WITH FIXED JACKSCREWS

C DENOTES CHANGE

P.A Navy - EC

International
Interest

TITLE

CONNECTOR, RECTANGULAR, ELECTRICAL
RACK AND PANEL 20 SIZE 22 SOLDER
PIN CONTACTS

MILITARY STANDARD

MSI4018

Procurement Specification
MIL-C-28748

SUPERSEDES:

PAGE 1 OF 3

DD FORM 672 (Coordinated) PREVIOUS EDITIONS OF THIS FORM ARE OBSOLETE.

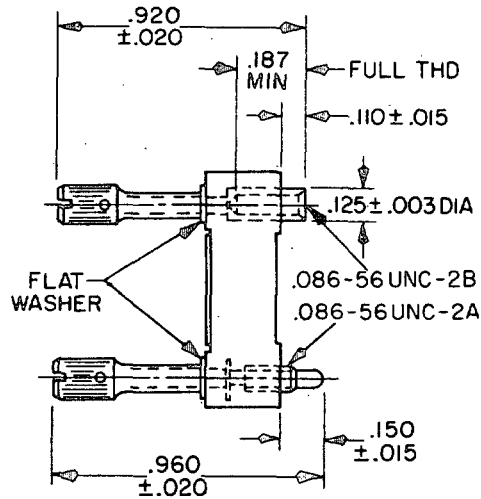
5935-3136-7

User activities: Army - ME, AM, AR
Navy - MC, OS
Air Force -Review activities: Army - MI, AT
Navy - AS, SH
Air Force -
DLA - ES

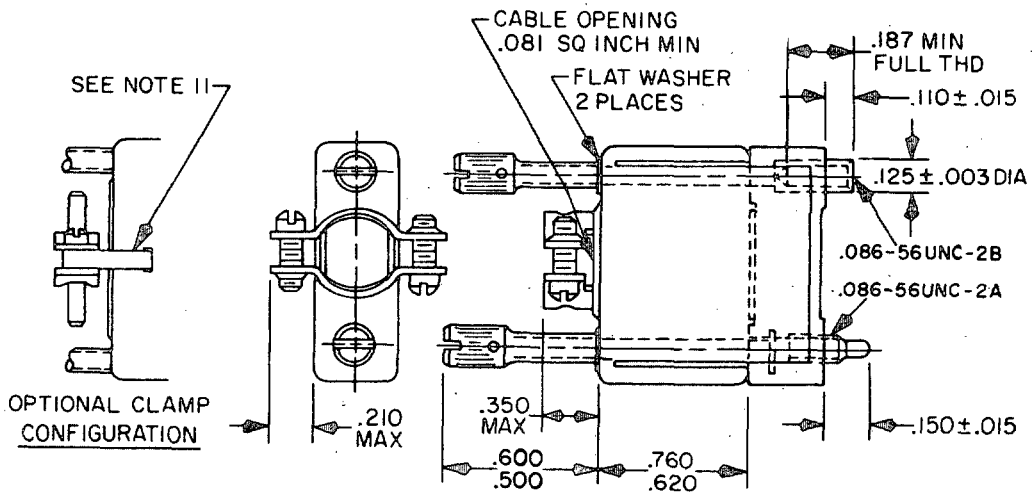
This military standard is approved for use by all Departments and Agencies of the Department of Defense. Selection for all new engineering and design applications and for repetitive use shall be made from this document when applicable.

REVISED B 3 APR 78 C 28 JAN 80

APPROVED 20 May 1970

FED. SUP CLASS
5935

VIEW C: WITH SHORT TURNABLE JACKSCREWS



VIEW D: WITH LONG TURNABLE JACKSCREWS AND SHIELD

REVISED (C) For changes see page 3

APPROVED 20 May 1970

P.A Navy - EC	International interest	TITLE CONNECTOR, RECTANGULAR, ELECTRICAL RACK AND PANEL 20 SIZE 22 SOLDER PIN CONTACTS	MILITARY STANDARD
Other Cust AF - 85 Army - CR			MS14018
Procurement Specification MIL-C-28748		SUPERSEDES:	PAGE 2 OF 3

DD FORM 1 MAY 73 672 (Coordinated) PREVIOUS EDITIONS OF THIS FORM ARE OBSOLETE.

5935-3136-7

User activities: Army - ME, AM, AR
Navy - MC, OS
Air Force -Review activities: Army - MI, AT
Navy - AS, SM
Air Force -
DLA - ES

This military standard is approved for use by all Departments and Agencies of the Department of Defense. Selection for all new engineering and design applications and for repetitive use shall be made from this document when applicable.

FED. SUP CLASS
5935User activities: Army - ME, AM, AK
Navy - MC, OS
Air Force - 11, 99Review activities: Army - MI, AT
Navy - AS, SH
Air Force - 11, 99
DLA - ES

This military standard is approved for use by all Departments and Agencies of the Department of Defense. Selection for all new engineering and design applications and for repetitive use shall be made from this document when applicable.

INCHES	MM	INCHES	MM	INCHES	MM
.003	.08	.110	2.79	.500	12.70
.004	.10	.125	3.18	.564	14.33
.005	.13	.14	3.6	.585	14.86
.008	.20	.145	3.68	.600	15.24
.010	.25	.150	3.81	.620	15.75
.015	.38	.187	4.75	.625	15.88
.02	.5	.200	5.08	.760	19.30
.020	.51	.210	5.33	.814	20.68
.047	1.19	.244	6.20	.920	23.37
.078	1.98	.250	6.35	.960	24.38
.081	2.06	.28	7.1	1.06	26.9
.090	2.29	.350	8.89		

DESIGN STANDARD FOR USE WITH MIL-C-28748/8.

NOTES:

1. Dimensions are in inches.
2. Metric equivalents are given for general information only and are based upon 1.00 inch = 25.4 mm.
3. Dimensions and configuration shall be in accordance with the above figure.
4. Unless otherwise specified, tolerances are ± 0.02 (.5 mm) for two place decimals and ± 0.015 (.38 mm) for three place decimals.
5. Tolerance between any two adjacent contact centers shall be ± 0.004 (.10 mm). Tolerance between any two contact centers, other than adjacent contacts, shall be ± 0.006 (.15 mm).
6. Contact letter identification may be located on either side of the contact hole. All letters shall appear on the front and rear face of each insert.
7. Inserts shall be used with guide pin assemblies or jackscrew assemblies.
8. Insert material: Shall be in accordance with MIL-C-28748.
9. For design feature purposes, this standard takes precedence over procurement documents referenced herein.
10. Reference documents shall be of the issue in effect on date of invitation for bid.
11. Cable clamp configuration has optional mounting method.
12. No side cable clamp available with this insert arrangement.
13. Material for jackscrews and guidepins: Corrosion resistance steel per specification QQ-S-763 or ASTM-A582, class 302, 303, 303SE, 304, or 316 except knobs, washers, and spacers shall be either aluminum alloy or corrosion resistance steel. Finish for jackscrews and guidepins: Passivated per QQ-P-35 except knobs, washers, and spacers shall be passivated or anodized.

P.A Navy - EC	International Interest	TITLE CONNECTOR, RECTANGULAR, ELECTRICAL RACK AND PANEL 20 SIZE 22 SOLDER PIN CONTACTS	MILITARY STANDARD
Other Cust AF - 85 Army - CR			MSI4018
Procurement Specification MIL-C-28748		SUPERSEDES:	PAGE 3 OF 3

DD FORM 672 (Coordinated) PREVIOUS EDITIONS OF THIS FORM ARE OBSOLETE.

5935-3136-7

*U.S. GOVERNMENT PRINTING OFFICE: 1980-603-121/1093

APPROVED 20 May 1970
REVISED C For changes see page 3