

INCH - POUND

MS123127D

5 August 2010

SUPERSEDING

MS123120C(USAF)THRUMS123150C(USAF)

7 June 1972

## DETAIL SPECIFICATION SHEET

## PLUG – STRAIGHT THREAD, O-RING SEAL, 3/4 INCH, ALUMINUM

Inactive for new design after 7 June 1972.  
For new design, use SAE-AS9902.

This specification is approved for use by all Departments and Agencies of the Department of Defense.

The requirements for acquiring the product described herein shall consist of this specification sheet.

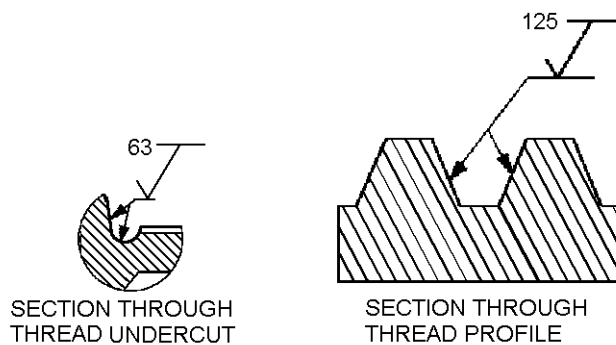
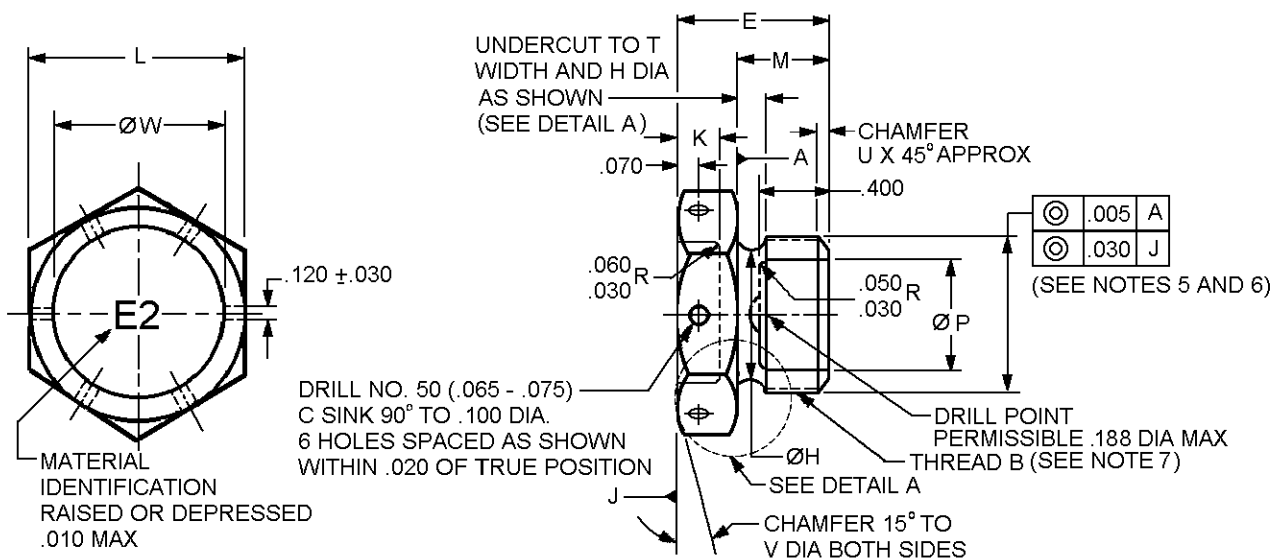
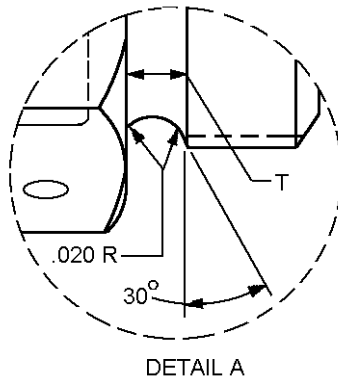


FIGURE 1. Plug dimensions and configurations.

Inches	mm
.005	0.13
.010	0.25
.020	0.51
.030	0.76
.050	1.27
.060	1.52
.065	1.65
.070	1.78
.075	1.91
.120	3.05
.188	4.78
.400	10.16

MS123127D



Thread B	E Inches (mm)	H Dia. Inches (mm)	K Inches (mm)	L Inches (mm)	M Inches (mm)
.7500-16NF-3A	.730 (18.54)	.606 - .611 (15.39 - 15.52)	.160 (4.06)	.993 - 1.002 (25.22 - 25.45)	.440 (11.18)

P Dia.	T Inches (mm)	U Inches (mm)	V Dia Inches (mm)	W Inches (mm)	WT LBS Approx (grams)
.250 (6.35)	.120 - .135 (3.05 - 3.43)	.040 - .070 (1.02 - 1.78)	1.000 (25.4)	.750 (19.05)	.0309 (14.02)

## NOTES:

1. Dimensions are in inches.
2. Metric equivalents are given for information only.
3. Unless otherwise specified break sharp edges .003 - .005 inches (0.08 - 0.13 mm).
4. Unless otherwise specified tolerances for linear dimensions  $\pm 0.010$  inches (0.25 mm).
5. The concentricity of the hexagon, datum "J", with the thread pitch diameter (PD) shall be within the feature control frame, full indicator reading (FIR).
6. Datum "A" surfaces and PD of thread shall be concentric, parallel, flat, square and true (as applicable) to each other as specified in the feature control frame FIR.
7. Threads shall be in accordance with MIL-S-7742.
8. Surface texture unless otherwise specified shall be 125 $\mu$  inches (0.00318 mm) except hex, as specified in ASME B46.1.

FIGURE 1. Plug dimensions and configurations - Continued.

## MS123127D

### REQUIREMENTS

Design and configuration: See figure 1.

Material: Aluminum accordance with SAE-AMS4120.

Finish: Anodic treatment in accordance with SAE-AMS2470, do not dye.

Part or Identifying Number (PIN). The PIN to be used for plugs acquired to this specification is created as shown in the example below.

MS123127

└── MS prefix and specification sheet number

Do not use unassigned PIN's.

MS123127D supersedes MS123120C(USAF)THRUMS123150C(USAF).

Changes from previous issue. Marginal notations are not used in this revision to identify changes with respect to the previous issue, due to the extent of the changes.

Referenced documents. This document references the following:

MIL-S-7742  
ASME B46.1  
SAE-AMS2470  
SAE-AMS4120  
SAE-AS9902

### CONCLUDING MATERIAL

#### Custodians:

Army - AV  
Navy - AS  
Air Force - 99  
DLA - CC

#### Preparing activity:

DLA - CC

(Project 4730-2010-108)

#### Review activities:

Army - AR, CR4, MI  
Navy - MC, SA  
Air Force - 11, 71

NOTE: The activities listed above were interested in this document as of the date of this document. Since organizations and responsibilities can change, you should verify the currency of the information above using the ASSIST Online database at <https://assist.daps.dla.mil>.