

INCH - POUND

MS123124D
 5 August 2010
 SUPERSEDING
 MS123120C(USAF)THRUMS123150C(USAF)
 7 June 1972

DETAIL SPECIFICATION SHEET

PLUG - STRAIGHT THREAD, O-RING SEAL, 1/2 INCH, ALUMINUM

Inactive for new design after 7 June 1972.
 For new design, use SAE-AS9902.

This specification is approved for use by all Departments and Agencies of the Department of Defense.

The requirements for acquiring the product described herein shall consist of this specification sheet.

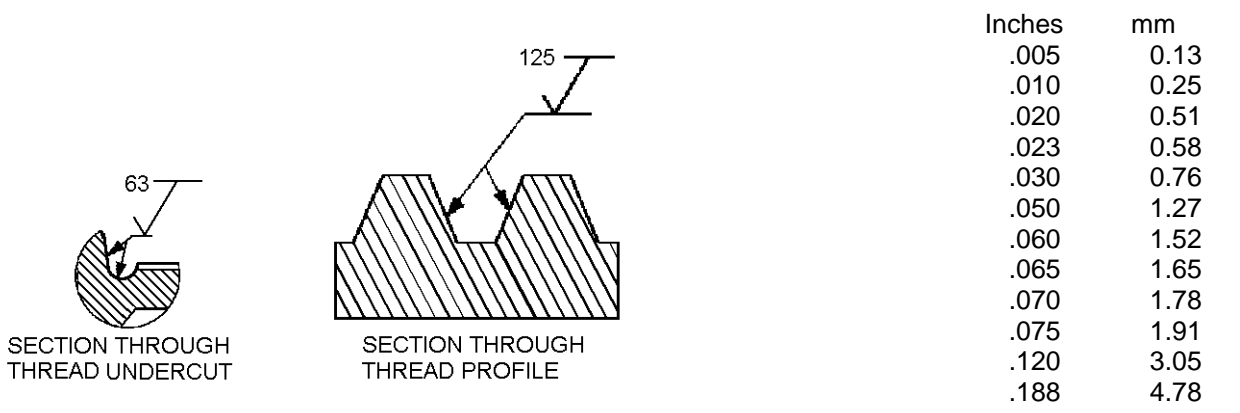
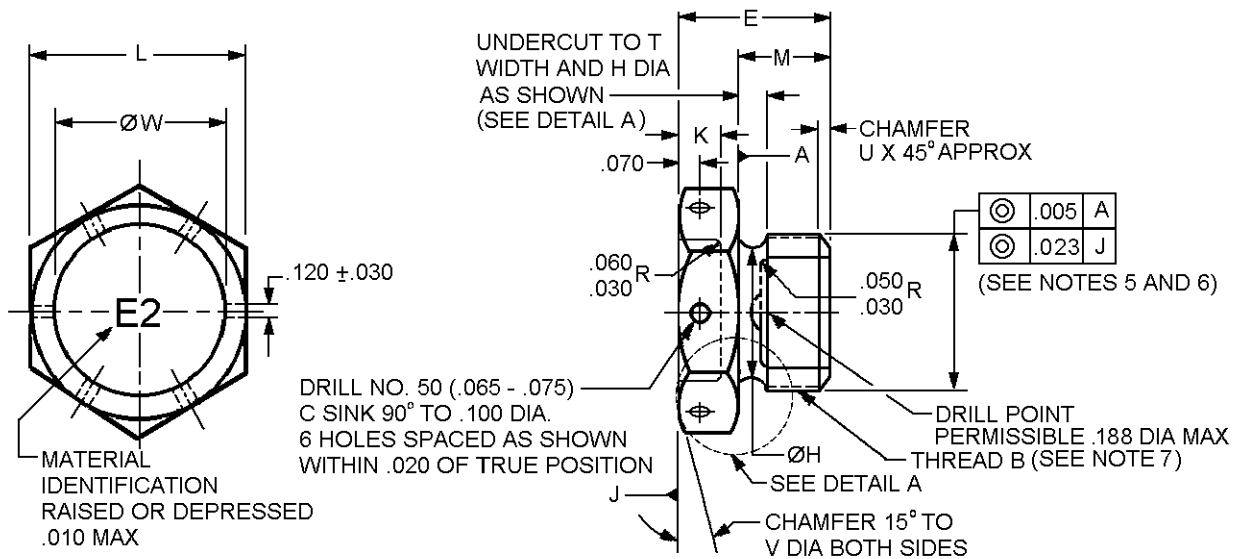
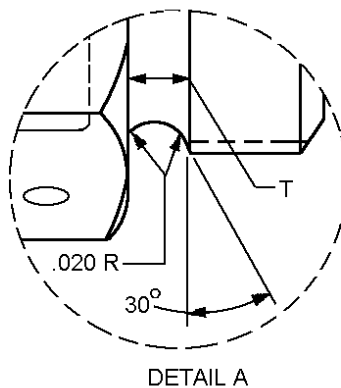


FIGURE 1. Plug dimensions and configurations.

MS123124D



Thread B	E Inches (mm)	H Dia. Inches (mm)	K Inches (mm)	L Inches (mm)	M Inches (mm)
.5000-20NF-3A	.650 (16.51)	.411 - .416 (10.44 - 10.57)	.130 (3.30)	.743 - .752 (18.87 - 19.10)	.400 (10.16)

T Inches (mm)	U Inches (mm)	V Dia Inches (mm)	W Inches (mm)	WT LBS Approx (grams)
.076 - .091 (1.93 - 2.31)	.030 - .060 (0.76 - 1.52)	.750 (19.05)	.500 (12.70)	.0139 (6.30)

NOTES:

1. Dimensions are in inches.
2. Metric equivalents are given for information only.
3. Unless otherwise specified break sharp edges .003 - .005 inches (0.08 - 0.13 mm).
4. Unless otherwise specified tolerances for linear dimensions ± 0.010 inches (0.25 mm).
5. The concentricity of the hexagon, datum "J", with the thread pitch diameter (PD) shall be within the feature control frame, full indicator reading (FIR).
6. Datum "A" surfaces and PD of thread shall be concentric, parallel, flat, square and true (as applicable) to each other as specified in the feature control frame FIR.
7. Threads shall be in accordance with MIL-S-7742.
8. Surface texture unless otherwise specified shall be 125μ inches (0.00318 mm) except hex, as specified in ASME B46.1.

FIGURE 1. Plug dimensions and configurations - Continued.

MS123124D

REQUIREMENTS

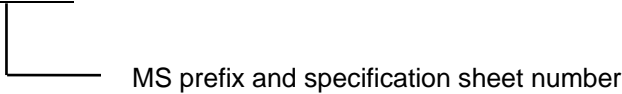
Design and configuration: See figure 1.

Material: Aluminum accordance with SAE-AMS4120.

Finish: Anodic treatment in accordance with SAE-AMS2470, do not dye.

Part or Identifying Number (PIN). The PIN to be used for plugs acquired to this specification is created as shown in the example below.

MS123124



Do not use unassigned PIN's.

Changes from previous issue. Marginal notations are not used in this revision to identify changes with respect to the previous issue, due to the extent of the changes.

MS123124D supersedes MS123120C(USAF)THRUMS123150C(USAF).

Referenced documents. This document references the following:

- MIL-S-7742
- ASME B46.1
- SAE-AMS2470
- SAE-AMS4120
- SAE-AS9902

CONCLUDING MATERIAL

Custodians:

- Army - AV
- Navy - AS
- Air Force - 99
- DLA - CC

Preparing activity:

DLA - CC

(Project 4730-2010-105)

Review activities:

- Army - AR, CR4, MI
- Navy - MC, SA
- Air Force - 11, 71

NOTE: The activities listed above were interested in this document as of the date of this document. Since organizations and responsibilities can change, you should verify the currency of the information above using the ASSIST Online database at <https://assist.daps.dla.mil>.