



CIVIL AIR PATROL  
NATIONAL HEADQUARTERS  
MAXWELL AFB AL 36112-6332

CAP MANUAL 39-1

23 MARCH 2005

## Personnel – General

### CIVIL AIR PATROL UNIFORM MANUAL

This manual describes the various Civil Air Patrol (CAP) uniform items and how they will be worn.

#### SUMMARY OF CHANGES.

This revision is a general update that includes descriptions of AF-style outer garments; deletes region commander authority to substitute region patch for the CAP command patch on the AF-style flight suit; deletes region commander authority to deviate from authorized devices worn on AF-style flight suit; deletes the requirement for the CAP blue flight suit to be worn with same badges and devices as AF-style flight suit; authorizes the wear of grade insignia on both sides of the BDU collar; deletes the wear of the CAP device on the left collar of the BDU uniform for senior and cadet officers and cadet enlisted members; adds CAP policy on tattoos and body piercing; a standardized Honor Guard uniform; an expanded chapter on CAP distinctive uniforms; requires region commander authorization for any wing commander authorized items and requires attaché cases, gym bags, pack packs, umbrellas and women's purses to be carried in left hand or over left shoulder. It also incorporates previously approved decisions/items such as: wear of CAP ribbons on the aviator shirt; the new CAP distinctive field and utility uniforms; replacement of the CAP seal patch on the flight suits and utility uniforms with the new CAP command patch; authorization for the wear of shoulder cords by cadets at all times; new specialty badges, commander badges, optional right shoulder patches and the National Board badge; eliminates the blue CAP jumpsuit; eliminates the white and ultramarine blue golf shirts; eliminates the authority to wear the AF-style flight suit and BDU without grade insignia; eliminates the maroon CAP tie; eliminates the aviator shirt combination with the blazer nameplate; authorizes the mess dress uniform for senior member NCOs and authorizes a gray embroidered epaulet for senior member NCOs. **Note: Shaded areas identify new or revised material.**

#### CHAPTER 1 - GENERAL INFORMATION

1-1. Policy .....	5
1-2. Command Responsibility .....	5
1-3. Definition of Terms .....	5
1-4. How to Recommend Changes to the Uniform.....	5
Table 1-1. Wearing the Uniform .....	6
1-5. Uniform Combinations .....	8
1-6. Dress and Appearance .....	8
1-7. Wear of Religious Apparel .....	9
1-8. Where to Purchase Uniform Items .....	9
Table 1-2. Personal Grooming Standards.....	11
Table 1-3. Additional Items That May Be Authorized by the Wing/Region Commander .....	13

---

Supersedes CAPM 39-1, 1 July 1997.

OPR: LMM

Distribution: In accordance with CAPR 5-4.

**CHAPTER 2 - USAF-STYLE UNIFORMS (SENIOR MEMBERS AND CADETS)**

2-1. General Information .....	15
Figure 2-1. Men's Service Dress Uniform (Senior Members).....	16
Figure 2-2. Men's Service Dress Uniform (Cadets) .....	17
Figure 2-3. Men's Long-sleeve Shirt (Senior Members) .....	18
Figure 2-4. Men's Long-sleeve Shirt (Cadets).....	19
Figure 2-5. Men's Short-sleeve Shirt (Senior Members).....	20
Figure 2-6. Men's Short-sleeve Shirt (Cadets).....	21
Figure 2-7. Men's Mess Dress Uniform (Senior Member Officers and NCOs Only).....	22
Figure 2-8. Men's Blue Semiformal Uniform (Cadets Only) .....	23
Figure 2-9. Women's Service Dress Uniform (Senior Members) .....	24
Figure 2-10. Women's Service Dress Uniform (Cadets) .....	25
Figure 2-11. Women's Long-sleeve Blouse (Senior Members) .....	26
Figure 2-12. Women's Long-sleeve Blouse (Cadets) .....	27
Figure 2-13. Women's Short-sleeve Blouse (Senior Members) .....	28
Figure 2-14. Women's Short-sleeve Blouse (Cadets).....	29
Figure 2-15. Women's Mess Dress Uniform (Senior Member Officers and NCOs Only).....	30
Figure 2-16. Women's Blue Semiformal Uniform (Cadets Only).....	31
Figure 2-17. Men's and Women's Battle Dress Uniforms (Senior Members and Cadets) .....	32
Figure 2-18. Men's and Women's Field Jacket (Senior Members and Cadets) .....	33
Figure 2-19. Men's and Women's Green Flight Suit and Green Flight Jacket (Flight Crews Only) .....	34
Figure 2-20. Men's and Women's Pullover Sweater.....	35
Figure 2-21. Men's and Women's Cardigan Sweater.....	36
Figure 2-22. Men's and Women's Lightweight Blue Jackets .....	37
Figure 2-23. Men's and Women's All-weather Coat .....	38
Figure 2-24. Men's and Women's Raincoat .....	39
Figure 2-25. Men's and Women's Overcoat .....	40
Figure 2-26. Men's Headgear .....	41
Figure 2-27. Placement of Men's Cap Devices.....	42
Figure 2-28. Women's Headgear .....	43
Figure 2-29. Placement of Women's Cap Devices .....	44
Table 2-1. Men's Service, Mess Dress, and Semiformal Uniforms .....	45
Table 2-2. Women's Service, Mess Dress, and Semiformal Uniforms .....	53
Table 2-3. Men's and Women's Battle Dress Uniforms .....	62
Table 2-4. Men's and Women's Flight Suit .....	64
Table 2-5. Clothing/Accessory Standards .....	65

**CHAPTER 3 - CIVIL AIR PATROL HONOR GUARD UNIFORM**

3-1. General .....	67
3-2. Wear Instructions and Grooming Standards.....	67
3-3. Use of Air Force Honor Guard Uniforms or Equipment .....	67
Figure 3-1. Men's and Women's Honor Guard Uniform (Cadets Only).....	68
Table 3-1. Civil Air Patrol Honor Guard Uniform.....	69
Table 3-2. Civil Air Patrol Honor Guard Uniform Wear Instructions and Grooming Standards ...	70

**CHAPTER 4 - CAP DISTINCTIVE UNIFORMS**

4-1. General.....	73
4-2. Definition of Terms .....	73
4-3. Appearance and Grooming Standards .....	73
Figure 4-1. Men's and Women's CAP Blazer Uniform .....	74
Figure 4-2. Men's and Women's Aviator Shirt with Epaulets (Senior Members Only) .....	75
Figure 4-3. Men's and Women's Knit (Golf) Shirts.....	76
Figure 4-4. Men's and Women's CAP Blue Flight Suit and Blue Flight Jacket (Flight Crews Only) .....	77
Figure 4-5. Men's and Women's CAP Blue Utility Uniform (Senior Members and Cadets).....	78
Figure 4-6. Men's and Women's CAP Distinctive Blue Field Uniform (Senior Members and Cadets).....	79
Table 4-1. Men's CAP Blazer Uniform .....	80
Table 4-2. Women's CAP Blazer Uniform.....	81
Table 4-3. Men's and Women's Aviator Shirt with Epaulets Uniform.....	83
Table 4-4. Men's and Women's Golf Shirt/Summer Uniform.....	84
Table 4-5. Men's and Women's CAP Blue Flight Suit and Blue Flight Jacket.....	86
Table 4-6. Men's and Women's CAP Utility Uniform .....	86
Table 4-7. Men's and Women's CAP Field Uniform .....	87
Table 4-8. CAP Distinctive Uniform Equivalent to USAF-Style Uniform .....	87

**CHAPTER 5 - AWARDS AND DECORATIONS**

5-1. Wear of Awards and Decorations .....	89
5-2. When Awards and Decorations are Worn .....	89
5-3. Order of Precedence .....	89
5-4. Military Service Awards.....	89
5-5. Shoulder Cords. ....	89
5-6. Miniature Medals .....	89
Figure 5-1. Arrangement and Placement of Ribbons .....	90
Figure 5-2. Arrangement of Shoulder Cords .....	90
Table 5-1. Cadet Ribbons - Order of Precedence.....	91
Table 5-2. Senior Ribbons - Order of Precedence.....	92
Table 5-3. Order of Precedence for Wear of US Military Awards and Decorations on the CAP Uniform (all are worn above the CAP ribbons) .....	93
Table 5-4. Arrangement of Ribbons on Service Uniforms .....	95
Table 5-5. Arrangement of Miniature Medals by Rows .....	96

**CHAPTER 6 - INSIGNIA, BADGES, AND DEVICES**

<b>SECTION A - GRADE INSIGNIA</b> .....	97
6-1. Wear of Grade Insignia .....	97
Table 6-1. Wear of Grade Insignia (Senior Members and Cadet Officers) .....	97
Figure 6-1. Senior Member Officer Gray Epaulet Sleeves.....	99
Figure 6-2. Embroidered Senior Member Officer Grade Insignia on BDU and Field Uniform Collar (Men and Women) .....	100
Figure 6-3. Embroidered Senior Member Officer Grade Insignia on Epaulet of Field Jacket (Men and Women) .....	100
Figure 6-4. Senior Member NCO and Airmen Grades.....	101
Figure 6-5. Cadet NCO and Airman Grade Insignia .....	102

Figure 6-6.	Placement of Cadet NCO and Airman Grade Insignia .....	102
Figure 6-7.	Regular and Miniature Cadet Officer Grade Insignia.....	103
Figure 6-8.	Placement of Cadet Officer Grade Insignia on Shoulder Boards .....	103
Figure 6-9.	Placement of Miniature Cadet Officer Grade Insignia on Epaulet Sleeve .....	104
Figure 6-10.	Cadet Officer Grade Insignia on Collar of BDUs and Field Uniforms .....	104
Figure 6-11.	Cadet Officer Grade Insignia on BDU Field Jacket Epaulet .....	104
Figure 6-12.	Cadet Officer Cloth Grade Insignia .....	104
<b>SECTION B - BADGES AND DEVICES.....</b>		<b>105</b>
6-2.	Policy .....	105
6-3.	Description and Proper Placement on the Service Dress Uniform .....	105
6-4.	Description and Proper Placement on the Blazer Uniform .....	105
6-5.	Description and Proper Placement on the Aviator Shirt with Epaulets .....	105
6-6.	Description and Proper Placement on the BDU, Utility Uniform, Field Uniform, and Flight Suits.....	105
6-7.	US Military Badges .....	105
Table 6-2.	Authorized Badges and Devices, and Proper Placement on the Service Uniform .....	106
Table 6-3.	Authorized Badges and Devices, and Proper Placement on the Aviator Shirt Uniform .....	110
Table 6-4.	Wear of Badges, Patches and Devices on Flight Suits, BDUs, Utility Uniforms and Field Uniforms .....	111
Table 6-5.	US Military Badges Authorized on CAP Service Uniforms and BDUs.....	116
Figure 6-13.	Lapel and Collar Insignia.....	117
Figure 6-14.	Shoulder Patch (Wing, Region or National).....	118
Figure 6-15.	Nameplates .....	118
Figure 6-16.	Aviation Badges.....	119
Figure 6-17.	Senior Member Specialty Insignia.....	119
Figure 6-18.	Senior Member Specialty Badges.....	120
Figure 6-19.	Patches Worn on Right Shoulder of BDUs, Field Uniforms, Utility Uniforms, Flight Suits .....	122
Figure 6-20.	Other Patches .....	125
Figure 6-21.	Miscellaneous Badges and Insignia.....	127
ATTACHMENT 1. CAP Weight Standards.....		129
ATTACHMENT 2. CAP Grooming Standards .....		130

## CHAPTER 1 – GENERAL INFORMATION

**1-1. Policy.** CAP members are authorized to wear CAP distinctive uniforms as well as uniforms similar to the U.S. Air Force. Civil Air Patrol uses distinctive emblems, insignia, and badges to identify individuals wearing the AF-style uniforms as CAP members. Wear of the AF-style uniforms, as well as the insignia, badges, and devices worn on these uniforms are as prescribed by the Commander, CAP-USAF, with the approval of Headquarters USAF. See Tables 1-1 through 1-3 for information on wearing the uniform, dress and appearance, where to purchase uniform items, and grooming standards. Civil Air Patrol prescribes wear policy and the use of CAP emblems, insignia, and badges on the CAP distinctive uniforms. Table 1-3 describes items that may be authorized by wing/region commanders. COMPLIANCE WITH THIS PUBLICATION IS MANDATORY. Any variation from this publication is not authorized. Items not listed in this publication are not authorized for wear. NOTE: CAPMart may sell items that are not authorized for wear with the USAF-style or CAP distinctive uniforms. This publication is the sole source for wear instructions and authorized items for various uniform combinations as prescribed within.

**1-2. Command Responsibility.** All commanders will ensure that all members, individually and collectively, present a professional, well-groomed appearance, which will reflect credit upon CAP as the auxiliary of the United States Air Force. They will ensure all members are uniformed in accordance with the provisions of this manual, uniform violations are promptly corrected, and that members are continually informed as to the proper wear of the uniform. The wing commander, or the commander to whom such authority is delegated by the wing commander, will prescribe the type clothing to be worn by members while flying or engaging in organized recreational activities. (The region commander will prescribe wear policy for members of the region headquarters.)

### 1-3. Definition of Terms:

**a. Officer:** As used in this publication, includes senior member grades flight officer through major general and cadet grades second lieutenant through colonel.

**b. Airman:** Unless otherwise specified, includes all other uniformed members both senior and cadet.

**c. Service Uniform:** The AF-style blue uniforms worn for normal duty. It excludes BDU clothing, mess dress uniforms, flight suits, CAP distinctive uniforms, sports clothing, and recreational clothing.

**d. CAP Distinctive:** The uniform combinations (for example, blazer and slacks/skirt, field or utility uniform, blue flight suit) or badges, devices, etc., which are distinctive to CAP.

**1-4. How to Recommend Changes to the Uniform.** New or changed uniform items may not be authorized without approval of the National Commander/National Board and/or National Headquarters (except as specified in Table 1-3 of this manual). Unit commanders will forward recommended changes to the uniform, accessories, or related items through channels to National Headquarters/LMM for evaluation. Suggestions not recommended for adoption by the wing or region commander should not be forwarded to National Headquarters.

<b>Table 1-1. Wearing the CAP Uniform</b>			
<b>Members:</b>			
<b>Wear</b>	<b>Do Not Wear</b>	<b>Optional</b>	<b>When Conducting CAP Business</b>
X			participating in or conducting the cadet program
X			flying in CAP aircraft (corporate and member-owned aircraft used in CAP flight activity). The service uniform, BDU, utility uniform, field uniform, CAP or AF-style flight suit, CAP blazer, aviator shirt, or knit shirt uniform combinations are all authorized. The wing commander, or designee, will prescribe the type clothing to be worn by members while flying or engaging in organized recreational activities. The region commander will prescribe wear policy for members of the region headquarters.
X			senior members and cadets age 18 and older must meet CAP weight standards to wear AF-style uniforms. See Attachment 1.
	X		any AF-style uniform if the senior member does not meet grooming (see Attachment 2) or weight standards.
X			senior members not meeting weight and grooming standards may wear CAP distinctive uniforms or civilian attire as befits the occasion.
X			when engaged in normal duties as a CAP member or attending local, wing/region, or national CAP functions (see note 1).
X			may wear service dress uniform or light blue, short or long sleeve shirt/blouse with tie/tab and the all-weather coat, overcoat, and raincoat when traveling by commercial means (other than to and from local CAP activities) (see note 2).
X			although any CAP uniform may be worn, aviator shirt, blazer combination, or appropriate civilian attire is encouraged to be worn on military aircraft (except orientation flights or IACE). <b>EXCEPTION:</b> BDUs and flight suits will not be worn. This will enable members to arrive for activity participation with the proper uniform ready to wear.
X			visiting military installations. Members will make every effort to comply with local installation uniform policy. If policy is not known, the CAP-USAF state director or the installation's public affairs office may be contacted for guidance.
	X		more than 1 hour following the close of the activity except for travel time to and from such activities, for which the uniform is specified (seminars, conferences, NEC, or NB meetings).
		X	when attending social activities or dinners on military installations, the wear of a CAP uniform is not restricted.

<b>Table 1-1. Wearing the Uniform</b>			
<b>Members:</b>			
<b>Wear</b>	<b>Do Not Wear</b>	<b>Optional</b>	<b>When Conducting CAP Business</b>
	X		at any meeting or demonstration that is a function of, or sponsored by, any organization, association, movement, group or combination of persons that the Attorney General of the United States has designated as Totalitarian, Fascist, Communist, or subversive; or advocates or approves the commission of acts of force or violence to deny others their rights under the Constitution of the United States; or seeks to alter the form of the United States Government by unconstitutional means.
	X		when participating in activities such as public speeches, interviews, picket lines, marches, rallies, or in any public demonstration not approved by the Air Force. Wearing the uniform may imply sanction of the cause for which the demonstration or activity is conducted.
	X		when furthering private employment or commercial interests, if official sponsorship might be inferred.
	X		when engaged in private employment.
	X		under any circumstance that would tend to bring discredit or reproach upon the uniform.
X			all CAP personnel touring Washington DC, as part of a CAP activity or conducting CAP business in the metropolitan area, will wear the service uniform, civilian clothing, or the blazer and slacks or skirt combination, and will be properly groomed. Senior members visiting the White House, Capitol, State Department, or comparable buildings in uniform will wear the service uniform with service coat (service dress uniform) or blazer uniform. Cadets are not required to wear the service coat. In no case will BDUs, flight suits, or utility uniforms be worn.
	X		most foreign governments prohibit the wear of military uniforms by visitors. Members will not wear a CAP uniform in a foreign country except for members on orders to participate in the International Air Cadet Exchange or other international events for which National Headquarters has expressly authorized the wearing of the uniform. Members of CAP cadet squadrons overseas wear the CAP uniform on the host military installation only upon approval of the installation commander in accordance with CAPR 35-4, <i>Overseas Cadet Squadrons</i> .

**NOTES:**

1. The National Commander and other commanders may specify the wear of a particular uniform type for the purpose of achieving a uniform appearance at squadron, group, wing, region, and national functions. However, all commanders must be mindful of the objective of attaining a neatly uniformed appearance at a minimum of personal expense to the individual member and will consequently refrain from imposing unreasonable uniform requirements.
2. Unit commanders can make exceptions for travel in small commuter aircraft that involve short flights in areas of the country where civilians wear informal clothing because of weather or cramped conditions on the commuter aircraft.

**1-5. Uniform Combinations.** Various combinations of CAP uniforms are authorized in order to allow for various climatic conditions, availability of uniforms, etc., but no member is obligated to equip himself/herself with all or even a major part of the combinations described in this publication. Members will equip themselves with the basic uniform. The minimum basic uniforms for male and female cadets and senior members, which will satisfy most occasions, are listed below. Members may obtain and wear the additional uniform items authorized in this publication on an optional basis. Uniform clothing may be altered to improve fit. However, alterations must not change the intended appearance of garment as designed. It is the member's personal responsibility to equip himself/herself with a proper uniform. Commanders may assist if they have the capability, through use of unit funds and/or donations or by acquiring surplus uniforms. Cadets are required to have the minimum basic uniform. A commander may require cadets to wear other optional uniform items only if the purchase is voluntary or if the uniform is supplied without expense to the cadet. The omission of a specific item or appearance standard does not automatically permit its wear.

**a. Minimum Basic Service Uniform.** Male: Short-sleeve, light blue shirt; dark blue trousers; blue belt/silver buckle, blue flight cap; black shoes, and socks. Insignia: CAP nameplate, shoulder patch, collar/lapel insignia, embroidered epaulet sleeve, and flight cap emblem. Female: Short-sleeve light blue blouse; Dark blue skirt or slacks; flight cap; neutral nylon hose; black shoes; black handbag. Insignia: CAP nameplate, shoulder patch, collar/lapel insignia, embroidered epaulet sleeve, and flight cap emblem.

**b. CAP Distinctive Basic Uniform** (senior members only). Male: Short-sleeve, white aviator shirt; gray trousers; black belt; black shoes and socks. Insignia: CAP nameplate, embroidered epaulet sleeve. Female: Short-sleeve, white aviator shirt; gray slacks or skirt; plain black shoes. Insignia: CAP nameplate, embroidered epaulet sleeve.

**1-6. Dress and Appearance.** All members of CAP must be well groomed and assure that their appearance at all times reflects credit upon themselves, CAP, and the Air Force. See Table 2-5 for further clarification. When uniforms are worn, they must be clean, neat and correct in design and specification, properly fitted, and in good condition. Uniforms will be kept zippered, snapped, or buttoned and shoes will be shined and in good repair. Metallic insignia, badges and other devices, including the blue service uniform buttons, must also be maintained in the proper luster and condition.

**a. Appearance of Men in Uniform.** Articles such as wallets, pencils, pens, watch chains, fobs, pins, jewelry, handkerchiefs, combs, cigars, cigarettes, pipes, and sunglass cases will not be exposed on the uniform. The wear of wristwatches and rings is permitted. The wear of identification bracelets is likewise permitted provided they present a neat and conservative appearance. Conservative sunglasses may be worn, except in military formation. Ribbons, when worn, will be clean and not frayed. Wear of earrings, ornamentation on eyeglass lenses, or visible ornaments around the neck are prohibited while in uniform.

**b. Appearance of Women in Uniform.** Uniform skirt lengths will be in keeping with the dictates of fashion and good taste, but with due regard to the dignity of the uniform. In any case, skirt lengths will be no higher than above the top of the kneecap or lower than the bottom of the kneecap. Skirts will hang freely and under no circumstances will they be excessively tight. Pencils, pens, pins, handkerchiefs, and jewelry will not be worn or carried exposed on the uniform. One small spherical (ball), conservative, diamond, gold, white pearl, or silver pierced or clip earring per earlobe may be worn. The earring worn in each earlobe must match. Earring should fit tightly without extending below the earlobe. (EXCEPTION: Connecting band on clip earrings.) Other visible ornaments around the neck or



on the head, ornamentation on eyeglass lenses, and ankle bracelets are prohibited. Wristwatches, identification bracelets, and a maximum of three conservative rings are permitted. Conservative sunglasses may be worn, except in military formation. Appropriate undergarments will be worn to present a conservative, feminine appearance.

**1-7. Wear of Religious Apparel.** Members may wear certain visible items of religious apparel while in uniform. Religious apparel is defined as articles of clothing or dress that are part of the doctrine or traditional observance of the religious faith practiced by the member. Hair and grooming practices are not included in the meaning of religious apparel. Jewelry of a religious nature must conform to standards set forth in this regulation for wear of non-religious jewelry. Religious head coverings are authorized only when military headgear is not authorized. Head coverings must be plain dark blue or black without adornment. Also, they may be worn underneath military headgear if they do not interfere with the proper fit or appearance of the headgear. For example, Jewish yarmulkes meet this requirement if they do not exceed 6 inches in diameter.

**1-8. Where to Purchase Uniform Items.**

**a. CAPMart.** Distinctive CAP insignia and devices such as the CAP nameplate, CAP aeronautical and specialty badges, and other items prescribed herein may be purchased from CAPMart or from approved commercial sources. A list of available articles from CAPMart, together with prices and ordering instructions, is contained in the current *CAPMart Catalog* and on-line at [www.capmart.org](http://www.capmart.org).

**b. Army and Air Force Exchange Service (AAFES) and Air Force Military Clothing Sales Stores (AFMCSS).** These should be the primary sources of uniform clothing for CAP members. To be eligible to purchase from a clothing sales store, a member must present a current CAP membership card. Purchases will be for cash or credit card only.

**c. AAFES AFMCSS Mail-Order Outlets.** In the event a clothing sales store is not convenient to the member, purchases may be made by mail order. Mail orders should be submitted on an individual basis using AAFES Form 4150-134, if available. A supply of mail order requisition forms, a current price list, and pertinent information concerning mail order sales are contained in the *Army and Air Force Exchange Service Military Clothing Mail Order Catalog*. Commanders of remotely located units not having access to an Air Force clothing store may request limited quantities of the catalog for use at unit level from Headquarters AAFES (PD-U), PO Box 660202, Dallas TX 75266-0202, indicating appropriate unit mailing address and number of catalogs needed. Catalogs will be distributed to units only, not to individuals. A letter request or improvised form may be used in lieu of AAFES Form 4150-134 reflecting the following information: Name, grade, social security number, and unit of purchaser with statement of duty status (CAP senior/cadet member); shipping address of purchaser; amount of payment enclosed; type of payment, that is, postal money order, cashiers check, etc.; and thirteen digit stock number and item description. The requisition must be accompanied by a money order, certified check, or cashiers check made payable to Wright Patterson AFB Exchange. Payment must be for the full amount of the requested purchase. The shipper will prepay shipping charges. Refunds will automatically be made for overpayments of one dollar or more. Mail orders should be addressed to: AAFES Military Clothing Sales Store, Wright-Patterson AFB Exchange, Wright-Patterson AFB OH 45433.

**d. AAFES Catalog.** CAP members may also order by phone, using a credit card, from the AAFES catalog; however, the member must first contact AAFES customer service and provide a copy of their CAP membership card in order to be entered into the AAFES system. Only uniform items may be ordered from the catalog. AAFES Customer Service can be reached by calling 1 800 527-2345.

**e. Commercial Sources.** When purchasing uniform clothing from commercial sources, the following should be kept in mind: All Air Force uniform garments, footwear, and accouterments that the Defense Personnel Support Center (DPSC) supplies to AAFES military clothing sales stores (MCSS) and conform to Air Force specifications; AAFES also may obtain for sale in MCSS a variety of required and optional uniform items from commercial vendors. These items are sold under normal AAFES merchandising procedures. All uniform items must display a USAF certification label. Members who buy uniform items from other than AAFES MCSSs should check the reliability of the seller and make sure each garment has an USAF certification label. Members must be careful about buying from commercial sources. The articles may have been rejected by government buyers, may not conform to specifications, or may be in the process of being phased out. Uniform items that do not meet Air Force specifications are not authorized for wear. Each uniform item must have this label sewn or stamped on permanently: "USAF CERTIFICATE NO \_\_\_\_\_. A sample of this item has been inspected and meets or exceeds the quality prescribed by AF Specification \_\_\_\_\_."

**f. Excess/Surplus Sources.** The Air Force makes certain excess/surplus supplies available to CAP, and in some cases this includes uniform clothing. Articles made available normally consist of odd sizes or discontinued items. Members should always check with the unit logistics officer to determine if surplus items are available prior to purchasing uniform items.

**g. Free Cadet Uniform Voucher Program.** Cadets should check with the unit commander or logistics officer to determine if Air Force appropriated funds are available for procurement of uniforms prior to purchasing uniform items. A free cadet uniform voucher (basic blue uniform only) is attached to the cadet membership application; however, due to limited funds every cadet may not receive one.

<b>Table 1-2 Personal Grooming Standards (See NOTES)</b>			
<b>L I N E</b>	<b>Item of Grooming (M-Men, W-Women)</b>	<b>Will Be/Have</b>	<b>Will Not</b>
1	Beards (M)	worn only with the CAP distinctive uniforms, i.e., field uniform, utility uniform, blazer combination, aviator shirt, golf shirt or CAP flight suit.	be worn with the AF-style uniform.
2	Cosmetics (W)	conservative and in good taste.	
3	Hair, Overall Standard (M & W)	clean, well groomed and neat. If dyed, will look natural.	contain excessive amounts of grooming aids. Hair will not touch eyebrows when groomed or protrude below the front band of properly worn headgear. <b>EXCEPTION:</b> Hair may be visible in front of women's flight cap.
4	Hair Style (M) With AF-style uniforms	a tapered appearance on both sides and back, both with and without headgear. A tapered appearance is one that when viewed from any angle outlines the individual's hair so that it conforms to the shape of the head, curving inward to the natural termination point. Block cut permitted with tapered appearance.	be worn in an extreme or fad style or in such a way that exceeds length or bulk standards or violates safety requirements. Will not touch the ears and only closely cut or shaved hair on the back of the neck may touch the collar. Will not exceed 1 1/4 inches in bulk regardless of length and not exceed 1/4 inch at the natural termination point. Will not contain or have any visible foreign items attached to it.
5	Hair Style (W) With AF-style uniforms	styled to present a professional appearance. Plain and conservative pins, combs, headbands, elastic bands, and barrettes similar to the individual's hair color permitted to keep hair in place.	be worn in an extreme or fad style or violate safety requirements. Will not extend in length on all sides below an invisible line drawn parallel to the ground at the bottom edge of the shirt collar at the back of the neck. Will not exceed 3 inches in bulk or prevent proper wear of headgear. Will not include hair ornaments such a ribbons or jeweled pins.
6	Mustache (M) With AF-style uniforms		extend downward beyond the lip line of the upper lip or extend sideways beyond a vertical line drawn upward from the corner of the mouth.

<b>Table 1-2. Personal Grooming Standards (See NOTES)</b>			
<b>L I N E</b>	<b>Item of Grooming (M-Men, W-Women)</b>	<b>Will Be/Have</b>	<b>Will Not</b>
7	Sideburns (M) With AF-style uniforms	neatly trimmed and tapered in the same manner as the haircut. Will be straight and of even width (not flared) and end in a clean-shaven horizontal line.	extend below the lowest part of the exterior ear opening.
8	Wigs and Hairpieces (M & W)	in conformance with the same standards required for natural hair, be of good quality, and fit properly.	exceed limits stated for natural hair.
9	Nails (W)	finger nail length that does not interfere with duty performance or hinder proper fit of prescribed safety equipment or uniform items. Polish must be conservative, single color, and in good taste.	contain any ornamentation.

**NOTES:**

1. The items listed represent the most common appearance issues.
2. Commanders do not have the authority to waive appearance and grooming standards.

<b>Table 1-3. Additional Items That May Be Authorized by the Wing/Region Commander</b>		
<b>L I N E</b>	<b>Item</b>	<b>Information</b>
1	General	Wing/region commanders may authorize certain items to be worn for specific purposes within their respective wing/region or within specific units of their wing/region. Commanders will not use this authority to circumvent National policies. Examples of purposes of these items are to identify members of special CAP groups such as drill teams, bands, color guards, and members participating in emergency services' missions.
2	Where and When Worn	In all cases, these items will have no national significance or recognition as a part of the CAP uniform. They will not be worn at summer encampments or national events (cadet exchange, special activities, etc.), unless specifically authorized by National Headquarters. They may be worn only while performing the duty for which the use of the items was authorized. Wing/region approved items will be worn only within the boundaries of the authorizing commander.
3	Items That May Be Authorized	The wing/region commander has authority to approve the following items for wear within his/her wing: (a) Shoulder cords. Not more than one shoulder cord will be worn at one time, and it will be worn on the left shoulder (see Figure 5-2). Color to be determined by the wing commander, EXCEPT all primary members of Cadet Advisory Councils will wear gold at the National level, blue at region level, and red at wing level. (See CAPR 52-16, <i>CAP Cadet Program Management</i> .) National Cadet Competition teams will wear white shoulder cords. Honor Guardsmen will wear silver shoulder cords; (b) scarves; (c) white gloves; (d) white and black belts; (e) helmet liners. Color to be determined by wing commander except that helmet liners authorized for wear by members participating in emergency services missions will be white and will be worn with the decal depicted in Figure 6-20.
4	Berets	Only blue berets may be authorized for special purpose wear. Berets provided at special activities may be worn at the activity ONLY.

**NOTES:**

1. Service dress trousers/slacks should not be bloused at any time.
2. Only items and colors listed in this table may be authorized.
3. Region commanders must approve items authorized by wing commanders in coordination with National Headquarters.

THIS PAGE INTENTIONALLY LEFT BLANK

## CHAPTER 2 – USAF-STYLE UNIFORMS (SENIOR MEMBERS AND CADETS)

**2-1. General Information.** This chapter prescribes men's and women's service, dress, battle dress uniform, flight suit, sweaters, outer garments, caps, and appearance. Uniforms must be clean, neat and correct in design and specifications, fitted properly, pressed and in good condition (that is not frayed, worn out, torn, faded, patched, and so forth). Uniform items are to be kept zipped, snapped, or buttoned. Shoes are to be shined and in good repair. NOTE: All ribbons, badges, and devices worn by senior members must fall below the top notch of the collar on the service coat or the bottom tip of the collar of shirts/blouses worn as outer garments. See Figures 2-1 through 2-25 for examples of the proper wear of the various AF-style uniforms. See Tables 2-1 and 2-3 for Men's Service Dress, Dress, and BDU Uniforms. See Tables 2-2 and 2-3 for Women's Service Dress, Dress and BDU Uniforms. See Table 2-4 for Flight Suit. See Table 2-5 for Clothing and Accessory Standards.

**a.** Service uniforms include the service dress uniform, long-sleeve light blue blouse/shirt, and short-sleeve light blue blouse/shirt. These uniforms are authorized for year-round wear. Cadets may continue to wear obsolete uniform items for a 2-year period following the phase-out date except when participating in national activities where only currently authorized items will be worn. The old-style Air Force service uniform for cadets will not be covered by this phase out rule and will continue to be authorized indefinitely. When old and new items are worn, the coat and slacks/skirt/trousers will be of a matching material (same shade, weave, and weight). Blue uniform items except shirts/blouses should be dry cleaned unless label specifies differently.

**b.** Only senior member officers and NCOs are authorized the blue mess dress uniform for year-round wear. Only cadet members may wear the blue semiformal uniform.

**c.** The battle dress uniform (camouflage fatigue uniform) is worn when it is impractical or inappropriate to wear the service uniforms.

**d.** Flight Crew members wearing the green Air Force flight suit may make only essential stops en route to and from the duty performance site. If a stop is essential, members must meet the proper standards of neatness, cleanliness, and military image.

**e.** Sweaters, men's and women's outer garments, and headgear are also covered. Outer garments are items worn outdoors and removed in an office environment. Members should use good judgment in choosing appropriate garments for wear based on weather conditions and duties.

**NOTES:**

1. Grade Insignia: Senior member officers wear embroidered grade insignia on gray epaulet sleeve. Senior member NCOs and Airmen wear 4-inch cloth chevrons halfway between shoulder seam and elbow bent at 90-degree angle.
2. Lapel Insignia: Highly polished U.S. insignia worn by senior member officers; highly polished CAP insignia worn by senior member NCOs and Airmen and senior members without grade. Insignia is placed halfway up the seam, resting on but not over it. Bottom of insignia is parallel with the ground.
3. Nameplate: The AF highly polished nameplate is worn centered on the right breast with the bottom edge parallel to bottom row of ribbons.
4. CAP Aviation Badges and Specialty Insignia: Highly polished, worn centered 1/2 inch above ribbons. All ribbons and devices must fall below the top edge of the notched collar.
5. Ribbons: (required) Worn centered above left breast welt, resting on but not over top edge with 3 or 4 in a row. Wear all or some. All ribbons and devices must fall below the top notch of the collar.
6. Military Aviation Badges: Highly polished, worn 1/2 inch above ribbons on left breast and 1/2 inch below CAP aviation badge.
7. CAP Specialty Badges: Worn centered 1 1/2 inches below top of welt pocket and/or on right side centered between arm seam 1/2-inch above nameplate, only one specialty badge may be worn in each location.
8. CAP Command Badge: Worn centered on right breast, 1/2 inch above nameplate.
9. A maximum of four devices may be worn on this uniform with a maximum of two devices worn above the ribbons.

**Figure 2-1. Men's Service Dress Uniform (Senior Members)**





**Old-style Service Dress**



**New-style Service Dress**

**NOTES:**

1. Grade Insignia: Cadet officers wear regular size metal grade insignia on shoulder boards; cadet NCOs and Airmen wear a metal chevron on right lapel.
2. CAP Lapel Insignia: Cadet officers and cadets with no grade wear lapel insignia on both lapels halfway up the seam, resting on but not over it. Cadet NCOs and Airmen wear it on the left lapel only with the bottom of the insignia parallel to the ground.
3. CAP Aviation Badges and Specialty Insignia: Worn centered 1/2 inch above ribbons.
4. Ribbons: (required) Worn centered above left breast pocket/welt, resting on but not over top edge with 3 or 4 in a row.
5. Nameplate: Blue, three-line, rests on but not over top edge of right pocket, between left and right edges of pocket on old style coat. Centered on right breast parallel to bottom row of ribbons on new style.
6. CAP Specialty Badges: New-style: Worn centered 1 1/2 inches below top of welt pocket and/or on right side centered between arm seam and lapel 1/2-inch above nameplate, only one specialty badge maybe worn in each location. Old-style: Worn on lower portion of left pocket between left and right edges and bottom of flap and pocket, and/or on right pocket between left and right edges and bottom of flap and pocket. Only one badge maybe worn in each location.
7. A maximum of 2 devices may be worn above the ribbons.
8. Wing/Region/National Shoulder Patch: Worn 1/2 inch below shoulder seam on left sleeve centered on epaulet (Old-style Service Dress only).

**Figure 2-2. Men's Service Dress Uniform (Cadets)  
(Cadets are authorized to wear both the old and new style service coats)**

**NOTES:**

1. Grade Insignia: Senior member officers wear embroidered grade insignia on gray epaulet sleeve. Senior member NCOs and Airmen wear 3-inch or 3 1/2-inch cloth chevrons on the sleeve or embroidered gray epaulet sleeve. Senior members without grade and NCOs and Airmen wearing chevrons on the sleeve wear the CAP lapel/collar insignia on both sides of collar.
2. CAP Aviation Badges and Specialty Insignia: Highly polished, worn 1/2 inch above ribbons or left pocket if ribbons are not worn.
3. Ribbons: Worn resting on but not over top edge of left pocket and centered between the left and right edges with 3 in a row. Wear all, some or none. All ribbons and devices must fall below the bottom tip of the collar when worn as an outer garment.
4. Nameplate: Gray, three-line rests on but not over top edge of right pocket, centered between left and right edges.
5. Military Aviation Badges: Highly polished, worn centered 1/2 inch above the ribbons, below the CAP aviation badge.
6. CAP Specialty Badges: Worn centered below the pocket flap on the left breast pocket and/or on right breast pocket between left and right edges and bottom of flap and pocket, only one specialty badge maybe worn in each location.
7. CAP Command Badge: Worn centered on right breast, 1/2 inch above nameplate.
8. A maximum of 2 devices may be worn above the ribbons.
9. Wing/Region/National Shoulder Patch: Worn 1/2 inch below shoulder seam on left sleeve centered on epaulet.
10. Tie Tack or Bar: Center tie tack or tie bar (CAP crest, Air Force coat of arms, Wing and Star/Hap Arnold design or grade insignia) between bottom edge of knot and bottom (tip) of tie.
11. Cuff Links (optional): If worn, must be plain silver design or with CAP crest, AF coat of arms, or Wing and Star/Hap Arnold design.

**Figure 2-3. Men's Long-sleeve Shirt (Senior Members)**



Cadet Officers




Cadet NCOs and Airmen

**NOTES:**


1. Grade Insignia: Cadet officers wear miniature size metal grade insignia on blue epaulet sleeve. Cadet NCOs and Airmen wear regular size metal chevron on right side of collar.
2. CAP Lapel/Collar Insignia: Cadet NCOs and Airmen wear highly polished, metal device worn on left side of the collar. Cadet members without grade wear this insignia on both sides of the collar.
3. CAP Aviation Badges and Specialty Insignia: Highly polished, worn 1/2 inch above ribbons or left pocket if ribbons are not worn.
4. Ribbons: Worn resting on but not over top edge of left pocket and centered between the left and right edges with 3 in a row. Wear all or none.
5. Nameplate: Blue, three-line, rests on but not over top edge of right pocket, centered between left and right edges.
6. CAP Specialty Badges: Worn centered below the pocket flap on the left breast pocket and/or on right breast pocket centered between left and right edges and bottom of flap and pocket. Only one specialty badge may be worn in each location.
7. Wing/Region/National Shoulder Patch: Worn 1/2 inch below shoulder seam on left sleeve centered on epaulet.
8. Tie Tack or Bar: Center tie tack or tie bar (silver metallic with CAP crest, Air Force coat of arms, Wing and Star/Hap Arnold design) between bottom edge of knot and bottom (tip) of tie.
9. Cuff Links (optional): If worn, must be plain silver design or with CAP crest, AF coat of arms, or Wing and Star/Hap Arnold design.

**Figure 2-4. Men's Long-sleeve Shirt (Cadets)**

**NOTES:**

1. Grade Insignia: Senior member officers wear embroidered grade insignia on gray epaulet sleeve. Senior member NCOs and Airmen wear the 3-inch or 3 1/2-inch cloth chevrons on the sleeve or embroidered gray epaulet sleeve. Senior members without grade and NCOs and Airmen wearing chevrons on the sleeve wear the CAP lapel/collar insignia on both sides of collar.
2. CAP Aviation Badges and Specialty Insignia: Highly polished, worn 1/2 inch above ribbons or left pocket if ribbons are not worn.
3. Ribbons: Worn resting on but not over top edge of left pocket and centered between the left and right edges with 3 in a row. Wear all, some or none. All ribbons and devices must fall below the bottom tip of the collar when worn as an outer garment.
4. Nameplate: Gray, three-line, rests on but not over top edge of right pocket, centered between left and right edges.
5. Military Aviation Badges: Highly polished, worn centered 1/2 inch above the ribbons, below the CAP aviation badge.
6. CAP Specialty Badges: Worn centered below the pocket flap on the left breast pocket and/or on right pocket centered between left and right edges and bottom of flap and pocket. Only one specialty badge may be worn in each location.
7. CAP Command Badge: Worn centered on right breast, 1/2 inch above nameplate.
8. Wing/Region/National Shoulder Patch: Worn 1/2 inch below shoulder seam on left sleeve centered on epaulet.
9. Tie Tack or Bar: Center tie tack or tie bar (CAP crest, Air Force coat of arms, Wing and Star/Hap Arnold design or grade insignia) between bottom edge of knot and bottom (tip) of tie, if tie is worn.
10. A maximum of 2 devices may be worn above the ribbons.

**Figure 2-5. Men's Short-sleeve Shirt (Senior Members)**



Cadet Officer



Cadet NCOs and Airmen

**NOTES:**

1. **Grade Insignia:** Cadet officers wear miniature size metal grade insignia on blue epaulet sleeve. Cadet NCOs and Airmen wear regular size metal chevron on right side of collar.
2. **CAP Lapel/Collar Insignia:** Cadet NCOs and Airmen wear highly polished, metal device worn on left side of the collar. Cadet members without grade wear this insignia on both sides of the collar.
3. **CAP Aviation Badge and Specialty Insignia:** Highly polished, worn 1/2 inch above ribbons or pocket if ribbons are not worn.
4. **Ribbons:** Worn resting on but not over top edge of left pocket and centered between the left and right edges with 3 in a row. Wear all or none.
5. **Nameplate:** Blue, three-line, rests on but not over top edge of right pocket, centered between left and right edges.
6. **CAP Specialty Badges:** Worn centered below the pocket flap on the left breast pocket and/or on right pocket centered between left and right edges and bottom of lap and pocket. Only one specialty badge may be worn in each location.
7. **Wing/Region/National Shoulder Patch:** Worn 1/2 inch below shoulder seam on left sleeve centered on epaulet.
8. **Tie Tack or Bar:** Center tie tack or tie bar (silver metallic with CAP crest, Air Force coat of arms or Wing and Star/Hap Arnold design) between bottom edge of knot and bottom (tip) of tie, if tie is worn.

**Figure 2-6. Men's Short-sleeve Shirt (Cadets)**

**NOTES:**

1. Grade Insignia: Officers wear blue, regular size shoulder boards with embroidered regular size grade insignia superimposed with CAP or AF wing and star button at peak of board and 1/2-inch dark blue, shade 1095, braid running the length of each side. Place shoulder board insignia as close as possible to shoulder seam. Button on shoulder board should match buttons on mess dress jacket. NCOs center 4-inch sleeve chevron halfway between shoulder seam and elbow bent at 90-degree angle.
2. CAP Aviation Badges and Specialty Insignia: Worn centered 1/2 inch above top row of medals or when no medals are authorized midway between shoulder and top button. May be highly polished metal or embroidered, regular or miniature, but all devices must match.
3. Medals: Center miniature medals between lapel and arm seam and midway between top shoulder seam and top button of jacket.
4. CAP Seal: Worn over middle button on the right side of jacket. May be enamel or bullion, but must match other badges and devices.
5. CAP Command Badge: Worn centered on right breast, parallel to badges on left side.
6. Cuff Links/Studs: Plain silver satin finish or Wing and Star/Hap Arnold design. Wear cuff links and studs as a set.

**Figure 2-7. Men's Mess Dress Uniform (Senior Member Officers and NCOs Only)**



**Old-style Semiformal Uniform**



**New-style Semiformal Uniform**

**NOTE:** The uniform is configured as stated in Figure 2-2 for cadet officers, NCOs and airmen. The new style uniform is worn with a plain white shirt and nameplate removed. On the old-style uniform a dark blue or black satin bow tie is worn with a plain white shirt and nameplate removed.

**Figure 2-8. Men's Blue Semiformal Uniform (Cadets Only)**



#### NOTES:

1. Grade Insignia: Senior member officers wear embroidered grade insignia on gray epaulet sleeve. Senior member NCOs and Airmen wear 3 1/2- or 4-inch cloth chevrons halfway between shoulder seams and elbow when bent at 90-degree angle.
2. Lapel Insignia: Highly polished U.S. insignia is worn by senior member officers. Highly polished CAP insignia is worn by senior member NCOs and Airmen and senior members without grade. Insignia is placed halfway up the seam, resting on but not over it. Bottom of insignia is parallel with the ground.
3. Nameplate: The AF highly polished nameplate is worn centered on the right breast with the bottom edge parallel to bottom row of ribbons.
4. CAP Aviation Badges and Specialty Insignia: Highly polished, worn centered 1/2 inch above ribbons. All ribbons and devices must fall below the top edge of the notched collar.
5. Ribbons: (required) Worn centered above left breast pocket, resting on but not over top edge of the welt pocket with 3 or 4 in a row. Wear all or some. All ribbons and devices must fall below the top notch of the collar.
6. Military Aviation Badges: Highly polished, worn 1/2 inch above ribbons on left breast and 1/2 inch below CAP aviation badge.
7. CAP Specialty Badges: Worn centered 1 1/2 inches below top of welt pocket and/or on right side centered between arm seam and lapel 1/2 inch above the nameplate. Only one specialty badge may be worn in each location.
8. CAP Command Badge: Worn centered on right breast, 1/2-inch above nameplate.
9. A maximum of two devices may be worn above the ribbons.

**Figure 2-9. Women's Service Dress Uniform (Senior Members)**





**New-style Service Dress Uniform**



**Old-style Service Dress Uniform**

**NOTES:**

1. Grade Insignia: Cadet officers wear regular size metal grade insignia on shoulder boards; cadet NCOs and Airmen wear a metal chevron on right lapel.
2. CAP Lapel Insignia: Cadet officers and cadets with no grade wear lapel insignia on both lapels halfway up the seam, resting on but not over it. Cadet NCOs and Airmen wear lapel insignia on the left lapel only.
3. CAP Aviation Badges and Specialty Insignia: Worn centered 1/2 inch above ribbons.
4. Ribbons: (required) Worn centered above left breast pocket/welt, resting on but not over top edge with 3 or 4 in a row.
5. Nameplate: Blue, three-line centered on right side between lapel and arm seam, 1 to 3 inches higher than top button (Old-style Service Dress). Worn centered on the right breast with the bottom edge parallel to bottom row of ribbons (New style Service Dress).
6. CAP Specialty Badges: New style - worn centered 1 1/2 inches below top of welt pocket and/or on right side centered between arm seam and lapel 1/2 inch above the nameplate. Only one specialty badge maybe worn in each location. Model Rocketry badge must be worn below the top of welt pocket on the left side. Old style – worn centered 1/2 inch above top row of ribbons on left breast or 1/2 inch above nameplate.
7. A maximum of 2 devices may be worn above the ribbons.
8. Wing/Region/National Shoulder Patch: Worn 1/2 inch below shoulder seam on left sleeve centered on epaulet (Old-style Service Dress only).

**Figure 2-10. Women's Service Dress Uniform (Cadets)  
(Cadets are authorized to wear both old and new style uniforms)**

**Tuck-in Blouse****Overblouse****NOTES:**

1. Grade Insignia: Senior member officers wear embroidered grade insignia on gray epaulet sleeve. Senior member NCOs and Airmen wear 3-inch or 3 1/2-inch cloth chevrons on the sleeve or gray epaulet sleeve with embroidered grade insignia. Senior members without grade and NCOs wearing chevrons on the sleeve wear the CAP lapel/collar insignia on both sides of collar.
2. CAP Aviation Badges and Specialty Insignia: Highly polished, worn 1/2 inch above ribbons. When no ribbons are worn, center badge 1/2 inch above imaginary row of ribbons.
3. Ribbons: Worn centered on the left side between buttons and arm seam, even with to 1 1/2 inches higher or lower than the first exposed button with 3 in a row. Bottom of ribbons will be even with bottom of nameplate. Wear all, some or none. All ribbons and devices must fall below the bottom tip of the collar when worn as an outer garment.
4. Nameplate: Gray, three-line, centered on right side even with or up to 1 1/2 inches higher or lower than the first exposed button and parallel with ground.
5. Military Aviation Badges: Highly polished, worn centered 1/2 inch above the ribbons, below the CAP aviation badge.
6. CAP Specialty Badges: Worn centered 1/2 inch above ribbons and/or 1/2 inch above nameplate. Only one badge maybe worn in each location.
7. CAP Command Badge: Worn centered on right breast, 1/2 inch above nameplate.
8. A maximum of 2 devices may be worn above the ribbons.
9. Wing/Region/National Shoulder Patch: Worn 1/2 inch below shoulder seam on left sleeve centered on epaulet.
10. Cuff Links (optional): If worn, must be plain silver design or with CAP crest, AF coat of arms, or Wing and Star/Hap Arnold design.
11. Tab: Inverted-V tie tab, with self-fastening tails (with blouse without Velcro tabs under collar). Inverted-V tie tab attaches under collar (with blouse with Velcro tabs under collar).

**Figure 2-11. Women's Long-sleeve Blouse (Senior Members)**

**Tuck-in Blouse****Overblouse****NOTES:**

1. Grade Insignia: Cadet officers wear miniature size metal grade insignia on blue epaulet sleeve. Cadet NCOs and Airmen wear regular size metal chevron on the right collar
2. CAP Lapel/Collar Insignia: Cadet NCOs and Airmen wear highly polished, metal device on left side of collar. Cadets without grade wear this device on both sides of the collar.
3. CAP Aviation Badges and Specialty Insignia: Highly polished, worn 1/2 inch above ribbons. When no ribbons are worn, center badge parallel to nameplate.
4. Ribbons: Worn centered on the left side between buttons and arm seam, even with to 1 1/2 inches higher or lower than the first exposed button with 3 in a row. Bottom of ribbons will be even with bottom of nameplate. Wear all or none. All ribbons and devices must fall below the bottom tip of the collar when worn as an outer garment.
5. Nameplate: Blue, three-line, centered on right side even with or up to 1 1/2 inches higher or lower than the first exposed button, parallel with ground.
6. CAP Specialty Badges: Worn centered 1/2 inch above ribbons and/or 1/2 inch above nameplate. Only one specialty badge may be worn in each location.
7. A maximum of 2 devices may be worn above the ribbons.
8. Wing/Region/National Shoulder Patch: Worn 1/2 inch below shoulder seam on left sleeve centered on epaulet.
9. Cuff Links (optional): If worn, must be plain silver design or with CAP crest, AF coat of arms, or AF Wing and Star/Hap Arnold design.
10. Tab: Inverted-V tie tab, with self-fastening tails (with blouse without Velcro tabs under collar). Inverted-V tie tab attaches under collar (with blouse with Velcro tabs under collar).

**Figure 2-12. Women's Long-sleeve Blouse (Cadets)**

**Overblouse****Tuck-in Blouse****NOTES:**

1. Grade Insignia: Senior member officers wear embroidered grade insignia on gray epaulet sleeve. Senior member NCOs and Airmen wear 3-inch or 3 1/2-inch cloth chevrons on the sleeve or embroidered gray epaulet sleeve. Senior members without grade and NCOs wearing chevrons on the sleeve wear the CAP lapel/collar insignia on both sides of collar.
2. CAP Aviation Badges and Specialty Insignia: Highly polished, worn 1/2 inch above ribbons. When no ribbons are worn, center badge parallel to nameplate.
3. Ribbons: Worn centered on the left side between buttons and arm seam, even with to 1 1/2 inches higher or lower than the first exposed button with 3 in a row. Bottom of ribbons will be even with bottom of nameplate. Wear all, some or none. All ribbons and devices must fall below the bottom tip of the collar when worn as an outer garment.
4. Nameplate: Gray, three-line, centered on right side even with or up to 1 1/2 inches higher or lower than the first exposed button and parallel with ground.
5. Military Aviation Badges: Highly polished, worn centered 1/2 inch above the ribbons, below the CAP aviation badge.
6. CAP Specialty Badges: Worn centered 1/2 inch above ribbons and/or 1/2 inch above nameplate. Only one specialty badge maybe worn in each location.
7. CAP Command Badge: Worn centered on right breast, 1/2 inch above nameplate.
8. A maximum of 2 devices may be worn above the ribbons.
9. Wing/Region/National Shoulder Patch: Worn 1/2 inch below shoulder seam on left sleeve centered on epaulet.
10. Tab: Optional with short-sleeve blouse. Inverted-V tie tab, with self-fastening tails (with blouse without Velcro tabs under collar). Inverted-V tie tab attaches under collar (with blouse with Velcro tabs under collar) if tab is worn.

**Figure 2-13. Women's Short-sleeve Blouse (Senior Members)**

**Tuck-in Blouse****Overblouse****NOTES:**

1. Grade Insignia: Cadet officers wear miniature size metal grade insignia on blue epaulet sleeve. Cadet NCOs and Airmen wear regular size metal chevron on the right collar.
2. CAP Lapel/Collar Insignia: Cadet NCOs and Airmen wear highly polished, metal device on left side of collar. Cadets without grade wear this device on both sides of the collar.
3. CAP Aviation Badges and Specialty Insignia: Highly polished, worn 1/2 inch above ribbons. When no ribbons are worn, center badge parallel to nameplate.
4. Ribbons: Worn centered on the left side between buttons and arm seam, even with to 1 1/2 inches higher or lower than the first exposed button with 3 in a row. Bottom of ribbons will be even with bottom of nameplate. Wear all or none.
5. Nameplate: Blue, three-line, centered on right side even with or up to 1 1/2 inches higher or lower than the first exposed button, parallel with ground.
6. CAP Specialty Badges: Worn centered 1/2 inch above ribbons and/or 1/2 inch above nameplate. Only one specialty badge may be worn in each location.
7. A maximum of 2 devices may be worn above the ribbons.
8. Wing/Region/National Shoulder Patch: Worn 1/2 inch below shoulder seam on left sleeve centered on epaulet.
9. Tab: Optional with short-sleeve blouse. Inverted-V tie tab, with self-fastening tails (with blouse without Velcro tabs under collar). Inverted-V tie tab attaches under collar (with blouse with Velcro tabs under collar) if tab is worn.

**Figure 2-14. Women's Short-sleeve Blouse (Cadets)**

**NOTES:**

1. Grade Insignia: Officers wear blue, miniature size shoulder boards with embroidered regular size grade insignia and 1/2-inch dark blue, shade 1095, braid running the length of each side of shoulder board. Place shoulder board insignia as close as possible to shoulder seam. NCOs center 3-, 3 1/2-, or 4-inch sleeve chevron halfway between shoulder seam and elbow when bent at 90-degree angle.
2. CAP Aviation Badges and Specialty Insignia: Worn centered 1/2 inch above top row of medals or when no medals are authorized midway between shoulder and top button. May be highly polished metal or embroidered, regular or miniature, but all devices must match.
3. Medals: Center miniature medals between lapel and arm seam and midway between top shoulder seam and top button of jacket.
4. CAP Command Badge: Worn centered on right breast, parallel to medals.
5. CAP Seal: Worn over middle button on the right side of jacket. May be enamel or bullion but must match other devices.
6. Cuff Links/Studs. Plain silver satin finish or AF Wing and Star/Hap Arnold design. If worn, cuff links and studs must be a set.

**Figure 2-15. Women's Mess Dress Uniform (Senior Member Officers and NCOs Only)**



**Old-style Semiformal Uniform**



**New-style Semiformal Uniform**

**NOTE:** The uniform is configured as stated in Figure 2-10 for cadet officers, NCOs and airmen. The new style uniform is worn with a plain white shirt and nameplate removed. On the old style uniform a dark blue satin polyester inverted V tie-tab is worn with a plain white shirt and the nameplate removed.

**Figure 2-16. Women's Blue Semiformal Uniform (Cadets Only)**

**Senior Member Officer****Cadet****NOTES:**

1. Grade Insignia: Senior member officers wear embroidered grade insignia on ultramarine blue background on the collar. Senior member NCOs and Airmen wear the 3-, 3 1/2-, or 4-inch (women) or 4-inch (men) sleeve chevrons centered halfway between shoulder seam and elbow when bent at 90-degree angle on the sleeve. Cadet officers wear embroidered grade insignia on ultramarine blue background on the collar. Cadet NCOs and Airmen wear metal chevrons on collar. NOTE: Grade insignia was worn on the right collar only prior to 4 March 2005. Grade insignia is now required on both collars. Members have until 30 September 2005 to comply with this policy change.
2. CAP Lapel/Collar Insignia: Senior member NCOs and Airmen as well as senior members without grade wear this device on both sides of the collar. Cadet members without grade wear metal device on both sides of the collar. NOTE: Senior member and cadet officers as well as cadet NCOs and airman wore this device on the left collar prior to 4 March 2005. Wear of this device is no longer authorized for these individuals. Members have until 30 September 2005 to comply with this policy change.
3. "Civil Air Patrol" Tape: Ultramarine blue with white letters worn centered immediately above the left breast pocket. Tape will be the width of the pocket with raw ends folded under.
4. Cloth Name Tape: Ultramarine blue with white letters, worn centered immediately above the right breast pocket (only last name will be used). Tape will be the width of the pocket with raw ends folded under.
5. CAP Aviation Badges and Specialty Insignia: Embroidered, worn 1/2 inch above the cloth "Civil Air Patrol" tape worn over the left breast pocket. If both devices are worn, aviation badges should be 1/2 inch above specialty insignia.
6. Military Aviation Badges: Embroidered (subdued or white on blue), centered 1/2 inch below the CAP aviation badge above left breast pocket.
7. Wing/Region/National Shoulder Patch: Worn centered 1/2 inch below shoulder seam on left sleeve.
8. CAP Specialty Patches: Embroidered, worn on the lower portion of the left breast pocket between left and right edges and bottom of flap and pocket.
9. Unit Patches, if authorized, are worn on right breast pocket between left and right edges and bottom of flap and pocket. Other badges or patches are worn in accordance with Table 6-4.
10. Safety vest must be worn when participating in Ground Team activities.
11. All white on blue insignia will have 1/8-inch of blue showing at the widest and tallest point of the insignia, except the Civil Air Patrol and name tapes.

**Figure 2-17. Men's and Women's Battle Dress Uniforms (Senior Members and Cadets)**



**Senior Member Officer****Cadet****NOTES:**

1. Grade Insignia: Senior member and cadet officers wear embroidered grade insignia on ultramarine blue background on the epaulet. Senior member NCOs and Airmen wear the 3-, 3 1/2-, or 4-inch (women) or 4-inch (men) sleeve chevrons centered halfway between shoulder seam and elbow when bent at 90-degree angle on the sleeve. Cadet NCOs and Airmen wear metal chevrons on collar. NOTE: Grade insignia was worn on the right collar only prior to 4 March 2005. Grade insignia is now required on both collars. Members have until 30 September 2005 to comply with this policy change.
2. CAP Lapel/Collar Insignia: Senior member and cadet officers wear embroidered white on ultramarine blue background on epaulet. Cadet and senior members without grade as well as senior member NCOs and airmen wear device on both sides of the collar. NOTE: Cadet NCOs and Airmen wore this device on the left collar prior to 4 March 2005. It is no longer authorized. These members have until 30 September 2005 to comply with this policy change.
3. "Civil Air Patrol" Tape: Ultramarine blue with white letters worn centered immediately above the left breast pocket. Tape will not extend beyond either side of the pocket with raw ends folded under.
4. Cloth Name Tape: Ultramarine blue with white letters, worn centered immediately above the right breast pocket (only last name will be used). Tape will not extend beyond either side of the pocket with raw ends folded under.
5. CAP Aviation Badges and Specialty Insignia: Embroidered, worn 1/2 inch above the cloth "Civil Air Patrol" tape worn over the left breast pocket. If both devices are worn, aviation badges should be 1/2 inch above specialty insignia.
6. Military Aviation Badges: Embroidered (subdued or white on blue), centered 1/2 inch below the CAP aviation badge above left breast pocket
7. Wing/Region/National Shoulder Patch: Worn centered 1/2 inch below shoulder seam on left sleeve.
8. CAP Specialty Patches: Embroidered, worn on the lower portion of the left breast pocket between left and right edges and bottom of flap and pocket.
9. Unit Patches are worn on right breast pocket between left and right edges and bottom of flap and pocket. Other badges or patches are worn in accordance with Table 6-4.
10. Safety vest must be worn when participating in Ground Team activities.

**Figure 2-18. Men's and Women's Field Jacket (Senior Members and Cadets)**



Men's and Women's Flight Suit



Men's and Women's Flight Jacket

**NOTES:**

1. Grade Insignia: Senior members will wear regular size plastic encased grade insignia centered horizontally on top of each shoulder with bottom edge of insignia placed 1/2 inch from shoulder seam. General officers will center plastic grade insignia on shoulder. CAP cutouts will not be worn. Cadets do not wear insignia or cutouts.
2. Leather Name Patch: Will include name, grade, and aeronautical rating. Patch will be centered on left breast above pocket. Cloth name patch is not authorized. If no aeronautical rating, a title such as "Mission Scanner" may be used.
3. CAP Command Patch: A cloth CAP command patch will be worn on right breast directly opposite the leather name patch.
4. Shoulder Patch: A cloth American flag emblem with gold border, 2" x 3 1/2", on left shoulder, 1/2 inch below the shoulder seam.
5. Optional Breast Patch: Embroidered Emergency Services patch may be worn on the right breast or corresponding position.
6. Optional Shoulder Patch: Worn centered 1/2 inch below shoulder seam on right sleeve. Member may choose one of the authorized patches for the right shoulder, may be wing, region or National shoulder patch.
7. Cadet members do not wear grade insignia or CAP cutouts on the flight suit or jacket.
8. Scarf: an optional yellow and red command scarf is authorized for wear by senior member flight crews.
9. **The Air Force brown leather flight jacket is NOT authorized with this or any Air Force style uniform. The MA-1 flight jacket or the CWU-45/P or CWU-36/P Nomex flight jackets may be worn.**

**Figure 2-19. Men's and Women's Green Flight Suit and Green Flight Jacket  
(Flight Crews Only)**

**NOTES:**

1. Grade Insignia: Senior member officers NCOs and Airman wear embroidered grade insignia on gray epaulet sleeve. Cadet officers wear metal grade insignia on blue shoulder mark insignia. Cadet NCOs and Airmen wear metal chevrons on right side of shirt collar.
2. CAP Lapel/Collar Insignia: Senior and cadet members without grade wear highly polished metal CAP cutouts on both sides of shirt collar. Cadet NCOs and airmen wear cutout on left side of collar.
3. Wing/Region/National Shoulder Patch: Worn 1/2 inch below the shoulder seam of the left sleeve centered on epaulet.
4. Tie/tab is optional when short-sleeve shirt/blouse is worn.

**Figure 2-20. Men's and Women's Pullover Sweater**

**NOTES:**

1. Grade Insignia: Senior member officers, NCOs and Airmen wear embroidered grade insignia on gray epaulet sleeve. Cadet officers wear metal grade insignia on blue shoulder mark insignia. Cadet NCOs and Airmen wear metal chevrons on right side of shirt collar.
2. CAP Lapel/Collar Insignia. Senior and cadet members without grade wear highly polished metal CAP cutouts on both sides of shirt collar. Cadet NCOs and airmen wear cutout on left side of collar.
3. Wing/Region/National Shoulder Patch: Worn 1/2 inch below the shoulder seam of the left sleeve centered on epaulet.
4. Tie/tab is optional when short-sleeve shirt/blouse is worn.

**Figure 2-21. Men's and Women's Cardigan Sweater**



**Women's Lightweight Jacket**



**Men's Lightweight Jacket**

**NOTES:**

1. Grade Insignia: Senior member officers wear embroidered grade insignia on gray epaulet sleeve. Senior member, NCOs and Airmen wear embroidered grade insignia on gray epaulet sleeve or 3-, 3 1/2-, or 4-inch (women) and 4-inch (men) cloth chevrons on sleeve. Cadet officers wear regular size metal grade insignia on epaulet. Cadet NCOs and airmen wear metal chevrons on right jacket collar.
2. CAP Lapel/Collar Insignia: Senior and cadet members without grade and senior member NCOs wearing chevrons on the sleeve wear highly polished metal CAP cutouts on both sides of jacket collar. Cadet NCOs and airmen wear cutouts on left side of collar.
3. Wing/Region/National Shoulder Patch: Worn 1/2 inch below the shoulder seam of the left sleeve centered on epaulet.

**Figure 2-22. Men and Women's Lightweight Blue Jackets**

**NOTES:**

1. Grade Insignia: Senior member officers wear embroidered grade insignia on gray epaulet sleeve. Senior member NCOs and Airmen wear embroidered grade insignia on gray epaulet sleeve or 3-, 3 1/2-, or 4-inch (women) and 4-inch (men) cloth chevrons on sleeve. Cadet officers wear regular size metal grade insignia on epaulet. Cadet NCOs and airmen wear metal chevrons on right coat collar.
2. CAP Lapel/Collar Insignia: Senior and cadet members without grade and senior member NCOs wearing chevrons on the sleeve wear highly polished metal CAP cutouts on both sides of coat collar. Cadet NCOs and airmen wear cutouts on left side of collar.
3. Wing/Region/National Shoulder Patch: Worn 1/2 inch below the shoulder seam of the left sleeve centered on epaulet.

**Figure 2-23. Men's and Women's All-weather Coat**

**NOTES:**

1. Grade Insignia: Senior member officers wear embroidered grade insignia on gray epaulet sleeve. Senior member NCOs and Airmen wear regular size metal grade insignia on right collar. Cadet officers wear regular size metal grade insignia on epaulet. Cadet NCOs and airmen wear metal chevrons on right coat collar.
2. CAP Lapel/Collar Insignia: Senior and cadet members without grade wear highly polished metal CAP cutouts on both sides of coat collar. Senior member and cadet NCOs and airmen wear cutouts on left side of collar.
3. Wing/Region/National Shoulder Patch: Worn 1/2 inch below the shoulder seam of the left sleeve.

**Figure 2-24. Men's and Women's Raincoat**

**NOTES:**

1. Grade Insignia: Senior member officers wear embroidered grade insignia on gray epaulet sleeve. Senior member NCOs and Airmen wear embroidered grade on gray epaulet sleeve or 3-, 3 1/2-, or 4-inch (women) and 4-inch (men) cloth chevrons on sleeve. Cadet officers wear regular size metal grade insignia on epaulet. Cadet NCOs and airmen wear metal chevrons on right coat collar.
2. CAP Lapel/Collar Insignia: Senior and cadet members without grade and senior member NCOs and Airmen wearing chevrons on the sleeve wear highly polished metal CAP cutouts on both sides of coat collar. Cadet NCOs and airmen wear cutouts on left side of collar.
3. Wing/Region/National Shoulder Patch: Worn 1/2 inch below the shoulder seam of the left sleeve centered on epaulet.

**Figure 2-25. Men's and Women's Overcoat**





**Senior Member Field Grade  
Service Cap**



**Senior Member Officer Flight  
Cap**



**Senior Member BDU Cap**




**Cadet Officer Service  
Cap**



**Cadet Enlisted Flight  
Cap**



**Cadet Officer BDU  
Cap**

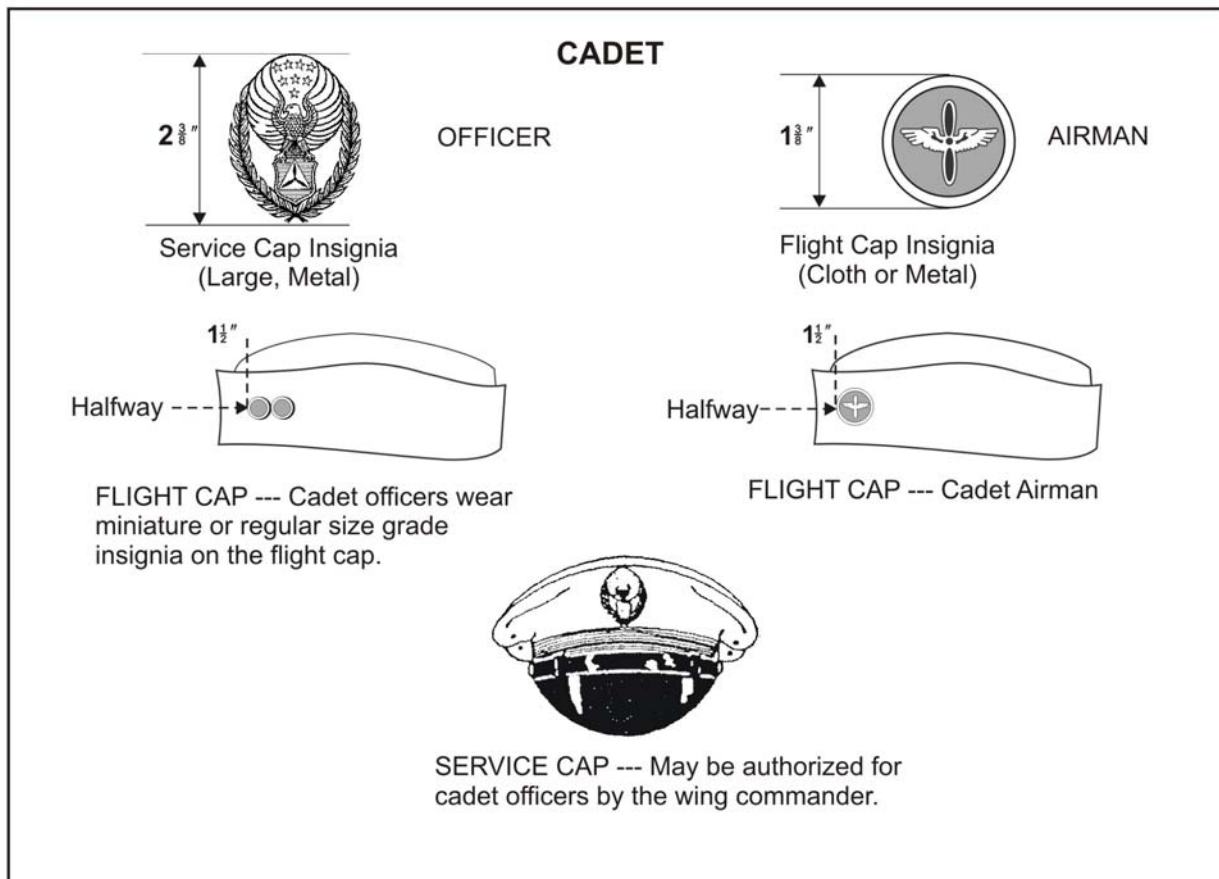
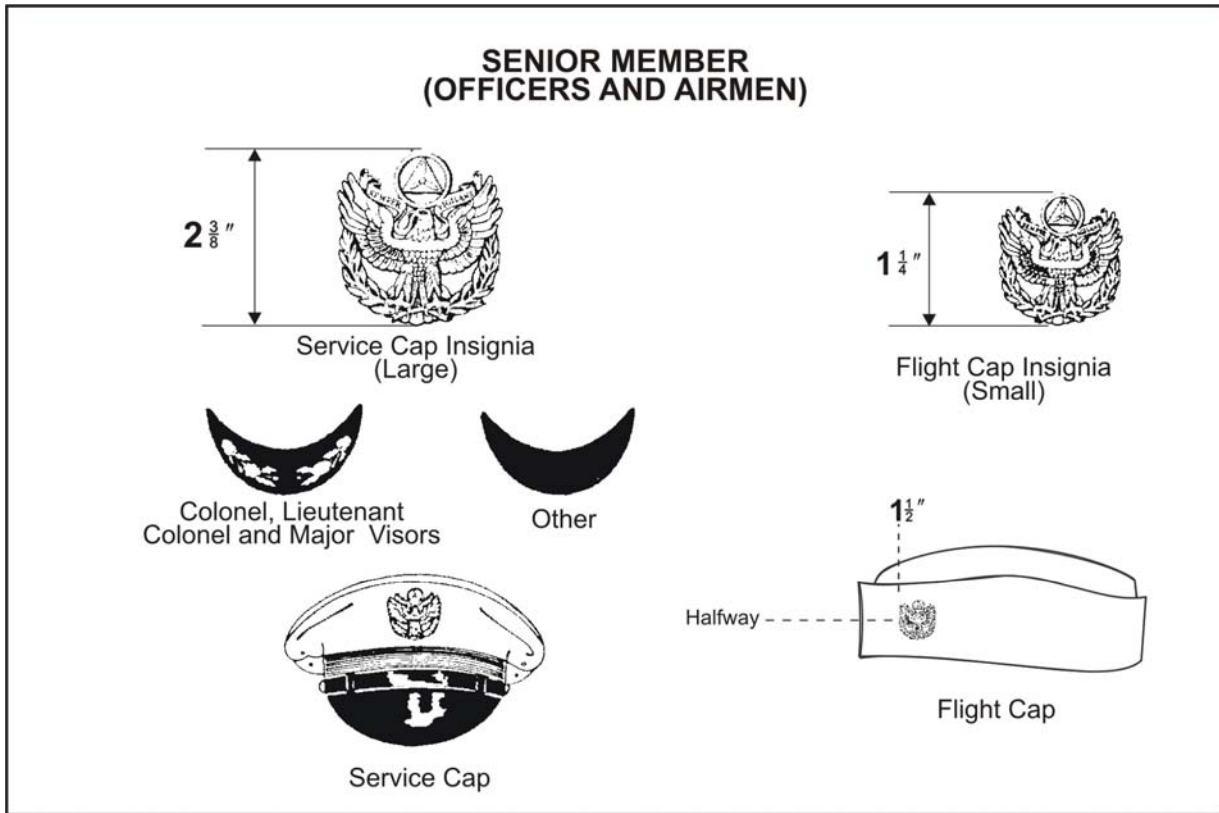


**Cadet Enlisted BDU  
Baseball Cap**

#### **NOTES:**

1. Service Cap: Optional for senior members. May be authorized by wing commander for cadet officers. Normally worn with service dress uniform. Cadet NCOs and airmen will not wear the service cap (Exception see Chapter 3). Cap will not be crushed. Large senior member or cadet officer satin finish cap device (with post and screw back) is worn center front. General officers wear a cap with three sets of clouds and lightning on cap bill. Senior member Major through Colonel wear caps with two sets of clouds and lightning on the cap bill. All others wear caps with a plain bill.
2. Flight Cap: Senior members wear small double clutch back senior member cap device. Cadet NCOs and airmen wear the cadet enlisted double clutch back cap device. Cadet officers wear miniature or regular size metal grade insignia on the flight cap. Cap will not be crushed. Senior member officer flight cap has silver and blue braid. All others wear flight cap with solid blue braid.
3. BDU Cap: Either the USAF or Army style BDU cap or camouflage BDU baseball cap may be worn with the BDU uniform. Senior members, cadet NCOs, and airmen do not wear any type of insignia on the cap. Cadet officers wear the embroidered grade insignia centered 1/2 inch above the visor on the BDU cap. Cap will not be worn crushed or rolled. Marine style BDU cap is not authorized.
4. CAP Baseball Cap: May be worn with the utility uniforms if authorized by the unit commander. The color, material, unit designation, or silk screen organizational emblem or badge will be prescribed by the unit commander. Emblem or badge, if authorized, will be centered 1/2 inch above visor.

**Figure 2-26. Men's Headgear**



**(Cap devices are antique satin finish that matches buttons of service coat)**

**Figure 2-27. Placement of Men's Cap Devices**




**Senior Member Field  
Grade Service Cap**



**Senior Member  
Officer Flight Cap**



**Senior Member BDU  
Cap**



**Senior Member BDU  
Baseball Cap**



**Cadet Officer Service Cap**



**Cadet Officer Flight Cap**





**Cadet Enlisted BDU Cap**

#### **NOTES:**

1. **Service Cap:** Optional for senior members. May be authorized by wing commanders for cadet officers. Cadet NCOs and airmen will not wear the service cap (Exception see Chapter 3). Cap will not be crushed. Large senior member or cadet officer satin finish cap device with double clutch back (without post and screw back) is worn center front. General officers wear a cap with three sets of clouds and lightning on cap band. Senior member Major through Colonel wear caps with two sets of clouds and lightning on the cap band. All others wear caps with a plain band.
2. **Flight Cap:** Senior members wear small double clutch back senior member cap device. Cadet NCOs and airmen wear the cadet enlisted double clutch back cap device. Cadet officers wear miniature or regular size metal grade insignia on the flight cap. Senior member officer flight cap has silver and blue braid. All others wear flight cap with solid blue braid.
3. **BDU Cap:** Either the USAF or Army style BDU cap or camouflage BDU baseball cap may be worn with the BDU uniform. Senior members, cadet NCOs, and airmen do not wear any type of insignia on the cap. Cadet officers wear the embroidered grade insignia centered 1/2 inch above the visor on the BDU cap. Cap will not be worn crushed or rolled. Marine style BDU cap is not authorized.
4. **CAP Baseball Cap:** May be worn with the utility uniforms if authorized by the unit commander. The color, material, unit designation, or silk screen organizational emblem or badge will be prescribed by the unit commander. Emblem or badge, if authorized, will be centered 1/2 inch above visor.

**Figure 2-28. Women's Headgear**



**(Cap devices are antique satin finish that matches buttons of service coat)**

**Figure 2-29. Placement of Women's Cap Devices**

<b>Table 2-1. Men's Service, Mess Dress, and Semiformal Uniforms</b>								
<b>L I N E</b>	<b>Item</b>	<b>New Service Dress</b>	<b>Old Service Dress (Cadets Only)</b>	<b>Long Sleeve Shirt</b>	<b>Short Sleeve Shirt</b>	<b>Mess Dress</b>	<b>Semiformal (Cadets Only)</b>	<b>Wear Instructions/Materials</b>
1	Coat	X					X	Polyester and wool blend, serge weave; semi-drape, single-breasted with three buttons, one welt pocket on upper left side, and two lower pocket flaps. With arms hanging naturally, sleeves will end approximately 1/4 inch from the heel of the thumb. Ensure the bottom edge of coat extends 3 to 3 1/2 inches below the top of the thigh; sleeves and lapel will be roll-pressed. Senior member officers wear blue 1/2-inch sleeve braid 3 inches from end of sleeve. General officers wear 1 1/2- inch blue sleeve braid 3 inches from end of sleeve. Coat and trousers will match in shade and material. (Semiformal uniform is authorized for cadets only.)
			X				X	This uniform is authorized for cadets only. Semi-drape, single-breasted with four buttons, pleated breast pockets, and inside hanging lower pockets; pockets have flaps with buttons centered on bottom edge of flap. The bottom of coat extends to length of fingertip with hands slightly cupped; will not be form fitting; suppressed at waist with ease in shoulders, chest, and underarms. Coat and trousers will match in shade and material.

<b>Table 2-1. Men's Service, Mess Dress, and Semiformal Uniforms</b>								
<b>L I N E</b>	<b>Item</b>	<b>New Service Dress</b>	<b>Old Service Dress (Cadets Only)</b>	<b>Long Sleeve Shirt</b>	<b>Short Sleeve Shirt</b>	<b>Mess Dress</b>	<b>Semiformal (Cadets Only)</b>	<b>Wear Instructions/Materials</b>
						X		For senior member officers and NCOs only. Worn for social functions of a general or official nature (black-tie affairs); a tuxedo is civilian equivalent. Semi-fitted; sleeves will end approximately 1/4 inch from heel of the thumb; single-breasted, straight back with three CAP crest, USAF coat of arms, or USAF "Wing and Star" buttons diagonally on both sides and a two-button length chain as a front closure; satin shawl collar and lapels; center back length will be 3 1/2 inches to 4 inches below natural waistline. Senior member officers wear 1/2-inch wide dark blue, sleeve braid 3 inches from end of the sleeve. General officers wear 1 1/2 inch wide sleeve braid 3 inches from end of sleeve. Jacket and trousers will match in shade and material.
2	Shirt (Long Sleeve)	X	X	X				Blue, worn with tie. Collar of shirt shows 1/4 or 1/2 inch above coat collar; with arms hanging naturally, sleeves extend to heel of thumb. It has two pleated pockets and convertible cuffs; tapered fit is optional. Military creases are prohibited. Sleeve crease is centered on epaulet.
	Shirt (Short Sleeve)	X	X		X			Blue. Tie is optional unless worn with service dress uniform. Collar of shirt shows 1/4 or 1/2 inch above coat collar; with arms bent at a 90-degree angle, sleeve should barely touch or come within 1-inch of the forearm; will have tapered fit; military creases are prohibited. Sleeve crease is centered on epaulet.
	Long Sleeve					X		White, conventional soft dress-type with turn-down collar and French cuffs with pleated or plain front.

<b>Table 2-1. Men's Service, Mess Dress, and Semiformal Uniforms</b>								
<b>L I N E</b>	<b>Item</b>	<b>New Service Dress</b>	<b>Old Service Dress (Cadets Only)</b>	<b>Long Sleeve Shirt</b>	<b>Short Sleeve Shirt</b>	<b>Mess Dress</b>	<b>Semiformal (Cadets Only)</b>	<b>Wear Instructions/Materials</b>
	Long Sleeve						X	White. Plain knitted or woven, commercial type with short or medium point collar (not button-down or formal wing-tip style), without design with button or French cuff. Authorized for cadet members only with the service coat.
3	Trousers	X	X	X	X		X	Trim-fitted with no bunching at waist or bagging at seat; knee and bottom leg widths not altered beyond current specifications for the waist size; front of trouser legs rests on the front of shoe or boot with a slight break in the crease; back of trouser legs will be approximately 7/8 of an inch longer than the front. Full cut, straight hanging and without cuffs; available in 100% polyester, polyester wool tropical and polyester or wool blend, serge weave. Will not be bloused over boots. Trousers must be worn at the natural waist line and not resting on hips.
						X		Without cuffs, high-rise with side pockets, 7/8- inch blue satin striping on side of leg, no pleats.
4	Belt	X	X	X	X		X	Woven 1 1/4 inch cotton web or 1 1/4 inch elastic, solid or woven, belt with matching silver-color metal tip and buckle of chrome-like finish. Silver tip end of the belt extends beyond the buckle, facing the wearer's left; no blue fabric shows. General officers may wear the "Wing and Star" design, shiny finish emblem and belt buckle.
5	Tie	X	X	X	X		X	Polyester herringbone twill. Wear with service dress coat or trousers. Tip of tie will be no more than 1 1/2 inch above or below top of belt buckle. Wear with semiformal only when wearing new-style service dress uniform.

<b>Table 2-1. Men's Service, Mess Dress, and Semiformal Uniforms</b>								
<b>L I N E</b>	<b>Item</b>	<b>New Service Dress</b>	<b>Old Service Dress (Cadets Only)</b>	<b>Long Sleeve Shirt</b>	<b>Short Sleeve Shirt</b>	<b>Mess Dress</b>	<b>Semiformal (Cadets Only)</b>	<b>Wear Instructions/Materials</b>
			X	X	X			Without design or sheen, 2 to 3 inch wide; may be tapered at the center with a pointed end or un-tapered with square end. Polyester or wool, synthetic or blends; woven and pre-tied ties are optional. Tip of tie will be no more than 1 1/2 inch above or below top of belt buckle.
	Bow Tie					X		Blue satin, 5 to 5 1/2 inches long and 2 1/2 inches wide with square ends without design.
			X				X	Blue satin or black, 5 to 5 1/2 inches long and no wider than 2 1/2 inches with square ends, silk, or synthetic without design. Wear with semiformal only when wearing old-style service dress uniform.
6	Tie Tack or Tie Bar	X	X	X	X			Center tie tack or tie clasp between bottom edge of knot and bottom tip of tie. CAP crest, Air Force coat of arms, Air Force Wing and Star, or grade insignia may be worn. Grade insignia tie tack or tie bar with CAP crest is authorized for wear with uniform or civilian clothing.
7	Footwear (Low Quarters)	X	X	X	X	X	X	Black oxford; lace-up style with a plain rounded toe or a plain rounded capped toe; without perforation or design, sole will not exceed 1/2 inch in thickness and the heel will not exceed 1 inch in height (measured from the inside front of the heel); may have low wedge heel; smooth or scotch grained leather or man-made material; high gloss or patent finish.
	(Combat Boots)	X	X	X	X			Black, with or without safety toe; must have a plain rounded toe or rounded capped toe with or without perforated seam; zipper or elastic inserts are optional; no designs. Highly polished, high gloss, or patent leather.



<b>Table 2-1. Men's Service, Mess Dress, and Semiformal Uniforms</b>								
<b>L I N E</b>	<b>Item</b>	<b>New Service Dress</b>	<b>Old Service Dress (Cadets Only)</b>	<b>Long Sleeve Shirt</b>	<b>Short Sleeve Shirt</b>	<b>Mess Dress</b>	<b>Semiformal (Cadets Only)</b>	<b>Wear Instructions/Materials</b>
	(Dress Boots)	X	X	X	X			Black with rounded plain or rounded capped toe; zipper or elastic inserts optional; no design; sole will not exceed 1/2 inch in thickness and shoe heels will not exceed 1 inch in height (measured from the inside front of the heel).
8	Socks	X	X	X	X	X	X	Plain black, without design. <b>EXCEPTION:</b> Plain white socks may be worn with boots.
9	Outer-garments	X	X	X	X	X	X	Wear outdoors and remove in an office environment; use good judgment in choosing appropriate garments for wear based on weather conditions and duties. Shoulder patch is worn on all outer garments except new service dress coat and mess dress.
	(Pullover Sweater)			X	X			V-neck, long-sleeve, with epaulets and cuffed sleeves. Indoor or outdoor garment; tie is optional when wearing short sleeve shirt; wear collar or shirt inside or outside sweater; not exposed when wearing another outer garment.
	(Cardigan Sweater)			X	X			50% acrylic and 50% wool cardigan sweater with epaulets. Indoor or outdoor garment; when worn outdoors must be buttoned. Tie is optional when wearing short sleeve shirt.
	(Light-weight Blue Jacket)			X	X			Partially lined, water repellent, waist length, zipper front, with two slant pockets and knitted cuffs and waistband; worn with or without insulated liner. Zip up at least halfway; not authorized for wear when service dress uniform is designated or more appropriate. Wear over pullover sweater is authorized; however, sweater is not exposed.

<b>Table 2-1. Men's Service, Mess Dress, and Semiformal Uniforms</b>								
<b>L I N E</b>	<b>Item</b>	<b>New Service Dress</b>	<b>Old Service Dress (Cadets Only)</b>	<b>Long Sleeve Shirt</b>	<b>Short Sleeve Shirt</b>	<b>Mess Dress</b>	<b>Semiformal (Cadets Only)</b>	<b>Wear Instructions/Materials</b>
	(Double-breasted All-weather Coat)	X	X	X	X	X	X	Stand-up collar, six-button front, shoulder epaulet with buttons, sleeve straps with buckles, split raglan and set in the back. Coat will fit over service coat loose enough to accommodate shoulders of service coat without binding at armholes when arms are moved. Sleeves will extend 1/2 inch beyond service coat sleeves; length of coat will fall between knee length to 6 inches below back crease of knee. Top button may be left unbuttoned.
	(Raincoat)	X	X	X	X	X	X	Single-breasted with fly front; waterproof polyvinyl butyl nylon. Sleeves extend 1/2 inch beyond service coat sleeves; loose fitting with bottom of coat extending between bottom of knee cap and mid calf; neck button may be left unbuttoned.
	(Overcoat)	X	X	X	X	X	X	Same as all-weather coat; water resistant, double-breasted with belt and buckle, button throat closure, shoulder straps, sleeve straps, center back vent, facing tabs, and zip-out liner.
10	Scarf	X	X			X	X	White or gray. Tucked in with authorized outer garments, except pullover sweater; will not exceed 10 inches in width; all wool or cotton simplex, with or without napped surface.
11	Gloves or Mittens	X	X			X	X	Black or gray leather, knitted, tricot and suede, or a combination of leather, knitted, tricot, and suede.

<b>Table 2-1. Men's Service, Mess Dress, and Semiformal Uniforms</b>								
<b>L I N E</b>	<b>Item</b>	<b>New Service Dress</b>	<b>Old Service Dress (Cadets Only)</b>	<b>Long Sleeve Shirt</b>	<b>Short Sleeve Shirt</b>	<b>Mess Dress</b>	<b>Semiformal (Cadets Only)</b>	<b>Wear Instructions/Materials</b>
12	Headgear (Service Cap)	X	X	X	X			Worn squarely on the head with no hair protruding in front of the cap; large size satin finish cap insignia (with a post screw) is centered on the front of the cap. Visor-type service cap is banded with dark blue 1 3/4-inch braid; has front black chinstrap; an optional version with braid of an open mesh construction, and an optional black leather back strap. An optional rear chinstrap or rain cover may be worn. Cap will not be crushed. NOTE: Cadet NCOs and Airmen will not wear the service cap. ( <b>EXCEPTION:</b> Cadet honor guards may wear service cap. See Chapter 3 for details).
	(Flight Cap)	X	X	X	X			Worn slightly to the wearer's right with vertical crease of the cap in line with the center of the forehead, in a straight line with the nose. The cap extends approximately 1 inch from the eyebrows in the front. If not worn, tuck under the belt on either side, between first and second belt loops; cap will not fold over belt. Cap has dark-blue colored edge braid for cadets, senior member NCOs, Airmen and senior members without grade; silver and blue in a diamond pattern edge braid for all senior member officers; and silver-colored edge braid for general officers. All shades and materials of cap are authorized with any uniform combination. Top of cap will not be crushed or made to form a peak in the rear. Senior members wear metal satin finish flight cap insignia. Cadet officers wear metal grade insignia. Cadet NCOs and Airmen wear metal flight cap insignia.
13	Earmuffs	X	X			X	X	Solid dark blue, back, or gray (commercial design of any material). Wear only with authorized outer garments and service dress uniforms.

<b>Table 2-1. Men's Service, Mess Dress, and Semiformal Uniforms</b>								
<b>L I N E</b>	<b>Item</b>	<b>New Service Dress</b>	<b>Old Service Dress (Cadets Only)</b>	<b>Long Sleeve Shirt</b>	<b>Short Sleeve Shirt</b>	<b>Mess Dress</b>	<b>Semiformal (Cadets Only)</b>	<b>Wear Instructions/Materials</b>
14	Cuff Links	X	X	X		X	X	Plain, silver, satin finish or highly polished cuff links. May bear the Air Force coat of arms, Air Force Wing and Star, or CAP crest.
15	Cummerbund					X		Blue satin, pleated without design. Worn with open edge of pleats facing upward.
16	Studs					X		Plain, silver, satin finish or highly polished to match cuff links.
17	Suspenders					X		Solid white, blue or black; will not be visible.
18	Undergarments	X	X	X	X	X	X	Mandatory. Wear undershorts and undershirt (V-neck, U-neck, or athletic style) with all service and dress uniforms; the white crew-neck style undershirt is authorized when wearing closed collar service and dress uniforms only.
19	Accouterments	X	X	X	X	X	X	Figures of each uniform show proper placement of accouterments and give a description of each. The finish of all accouterments must match. The service cap device matches the finish of the buttons on the service coat.

<b>Table 2-2. Women's Service, Mess Dress, and Semiformal Uniforms</b>								
<b>L I N E</b>	<b>Item</b>	<b>New Service Dress</b>	<b>Old Service Dress (Cadets Only)</b>	<b>Long Sleeve Blouse</b>	<b>Short Sleeve Blouse</b>	<b>Mess Dress</b>	<b>Semiformal (Cadets Only)</b>	<b>Wear Instructions/Materials</b>
1	Coat	X					X	Polyester or wool blend, serge weave; semi-drape, single-breasted with three buttons, one welt on upper left side, and two lower pocket flaps. With arms hanging naturally, sleeves end approximately 1/4 inch from the heel of the thumb. Ensure the bottom edge of coat extends 3 to 3 1/2 inches below the top of the thigh; roll-press sleeves and lapel. Senior member officers wear 1/2-inch blue sleeve braid 3 inches from end of sleeve. General officers wear 1 1/2-inch blue sleeve braid 3 inches from end of sleeve. Coat and skirt or slacks will match in shade and material.
	(Blazer or Princess Style)		X				X	Dark blue with a single row of three buttons and two patch pockets slightly below the waistline. Coat and skirt or slacks will match in shade and material. This uniform is authorized for cadets only. Available in 100% polyester or polyester wool tropical. Coat follows the contours of the figure but allows ease of movement without pulling in the back at the waist, either split seam or princess style. The length is proportional to height. Collar is set away from the neck. The sleeves end approximately 1/4 inch from the heel of the thumb; roll-press sleeves and lapel. Wear with any of the available service skirts and slacks except the new service dress slacks or skirt.

<b>Table 2-2. Women's Service, Mess Dress, and Semiformal Uniforms</b>								
<b>L I N E</b>	<b>Item</b>	<b>New Service Dress</b>	<b>Old Service Dress (Cadets Only)</b>	<b>Long Sleeve Blouse</b>	<b>Short Sleeve Blouse</b>	<b>Mess Dress</b>	<b>Semiformal (Cadets Only)</b>	<b>Wear Instructions/Materials</b>
	Jacket					X		For senior member officers and NCOs only. For social functions of a general or official nature (black tie affairs); an evening gown is civilian equivalent. Single-breasted, loose fitting at the waist with CAP crest, Air Force coat of arms, or Air Force Wing and Star buttons on each side of front. Jacket ends 2 1/2 to 3 inches below the waistline; front opening will gap approximately 2 to 3 inches at bottom; 1/2-inch dark blue sleeve braid (shade 1095) is worn 2 1/2 inches from end of sleeve by senior member officers; sleeves are wrist length; jacket and skirt match in shade and material. General officers wear 1 1/2-inch wide sleeve braid 3 inches from end of sleeve.
2	Blouse (Tuck-in style) (Long Sleeve and Short Sleeve)	X	X	X	X			Blue. Wear all blouses with tab when wearing service dress uniforms, long sleeve, or when higher decorum is appropriate. Collar of blouse must show 1/4 or 1/2 inch above coat collar with arms hanging naturally. Long sleeves extend to heel of thumb; short sleeves should barely touch or come within 1 inch of the forearm with arms bent at a 90-degree angle; collar lies softly around neck and does not meet in the front, but is separated by blue inverted V tie tab with self-fastening tails (blouses without Velcro tabs under collar). Blouses that have Velcro tabs under collar must use inverted V tie tab with Velcro tabs; pointed collar and epaulets. Long sleeves have round cuffs with buttonhole closures on each cuff. Blouse may be modified to accommodate cuff links. Will have tapered fit, military creases prohibited. Tuck blouse into slacks or skirt. Sleeve crease will be centered on epaulet.

<b>Table 2-2. Women's Service, Mess Dress, and Semiformal Uniforms</b>								
<b>L I N E</b>	<b>Item</b>	<b>New Service Dress</b>	<b>Old Service Dress (Cadets Only)</b>	<b>Long Sleeve Blouse</b>	<b>Short Sleeve Blouse</b>	<b>Mess Dress</b>	<b>Semiformal (Cadets Only)</b>	<b>Wear Instructions/Materials</b>
	Semi-form Fitting	X	X	X				Blue, long sleeve with dark blue inverted V tie tab. Same as tuck-in style; princess line, with epaulets and pointed collar; long sleeves have round cuffs with buttonhole closures on each cuff. Blouse may be modified at member's expense to accommodate cuff links. Ensure bottom of blouse is not visible below the bottom of service dress coat, pullover or cardigan sweater, or lightweight jacket. Will have tapered fit, military creases prohibited. Wear tucked in or out with available service skirts and slacks. Sleeve crease will be centered on epaulet.
	(Long-Sleeve)					X		White, conventional soft dress-type with turn-down collar and French cuffs with pleated front. <b>Women may wear men's pleated front shirt.</b>
	(Semi-form Fitting)	X	X				X	White, polyester or cotton, princess line, button front, with small pointed collar; wear with blue inverted V tie tab. Semiformal uniform authorized for cadets only.
3	Slacks	X	X	X	X			Slacks fit naturally over the hips with no bunching at waist or bagging at seat; bottom front of slacks rests on the front of shoe or boot with a slight break in the crease; back of legs is approximately 7/8 of an inch longer than the front. Tailored straight hanging, no flare at bottom, with two one-quarter front pockets and center fly-front opening or center front closure with front and back waist darts, two one-quarter top side pockets, and waist band with five belt loops. May not be bloused over boots.

<b>Table 2-2. Women's Service, Mess Dress, and Semiformal Uniforms</b>								
<b>L I N E</b>	<b>Item</b>	<b>New Service Dress</b>	<b>Old Service Dress (Cadets Only)</b>	<b>Long Sleeve Blouse</b>	<b>Short Sleeve Blouse</b>	<b>Mess Dress</b>	<b>Semiformal (Cadets Only)</b>	<b>Wear Instructions/Materials</b>
4	Skirt	X		X	X		X	Skirt hangs naturally over the hips with a slight flare; skirt lengths will be no shorter than the top of the kneecap nor longer than the bottom of the kneecap, straight style with belt loops, a kick pleat in back; two pockets, and a pleated front; skirts have a back zipper and lining attached to the waist.
	Skirt (Continued)		X	X	X		X	Modified A-line, six-gore, free hanging, with or without waistline, with or without belt loops. Skirt has a left zipper and lining attached to the inside; skirt length will be no shorter than the top of the kneecap, nor longer than the bottom of the kneecap.
	(Dress)					X		Ankle length; one-panel front, and one-or-two panel back. Straight-hanging, with no flare from hip to hem; seam on left side split to top of knee or A-line, flared from hip to hem.
5	Belt	X	X	X	X		X	With skirt or slacks with belt loops; silver tip end of the belt extends beyond the buckle facing the wearer's right; no blue fabric shows. Woven 1-inch cotton web or 1-inch elastic, solid or woven, belt with matching silver-color metal tip and buckle of chrome-like finish. General officers may wear the "Wing & Star" design, shiny finish emblem and belt buckle.
6	Tie Tab	X		X	X		X	Blue inverted V tie tab, polyester herringbone twill with self-fastening tails.
			X	X	X			Inverted V tie tab with Velcro tabs.
						X		Blue satin, inverted V tie tab.
			X				X	Black crescent-shaped or blue satin inverted V tie tab. (Semiformal authorized for cadets only.)
7	Cummerbund					X		Blue satin, pleated without design. Worn with open edge of pleats facing downward.



<b>Table 2-2. Women's Service, Mess Dress, and Semiformal Uniforms</b>								
<b>L I N E</b>	<b>Item</b>	<b>New Service Dress</b>	<b>Old Service Dress (Cadets Only)</b>	<b>Long Sleeve Blouse</b>	<b>Short Sleeve Blouse</b>	<b>Mess Dress</b>	<b>Semiformal (Cadets Only)</b>	<b>Wear Instructions/Materials</b>
8	Footwear (Dress Boots)	X	X	X	X			Heels of a height suitable to the individual but no higher than 2 1/2 inches (measured from inside sole of the boot to end of heel lift). Wear boots with skirt or slacks; however, if worn with skirt, remove boots and wear pumps or oxfords while in workplace. Plain black, commercial design without ornamentation such as buckles, bows or straps.
	(Pumps)	X	X	X	X	X	X	Heels of a height suitable to the individual, but no higher than 2 1/2 inches (measured from the inside sole of shoe to the end of heel lift). Do not wear shoes with platform soles, extra-thick soles, or heels. Plain black, commercial design without ornamentation such as buckles, bows, straps; smooth, scotch-grained leather or man-made material, patent or high gloss finish. Black satin optional for mess dress.
	(Low Quarters)	X	X	X	X			Black oxford; lace-up style with a plain rounded toe or a plain rounded capped toe; without perforation or design; sole will not exceed 1/2 inch in thickness and the heel will not exceed 1 inch in height (measured from the inside front of the heel); may have low wedge heel; smooth or scotch-grained leather or man-made material; high gloss or patent finish.
	(Combat Boots)	X	X	X	X			Worn with slacks only. Black, with or without safety toe; must have a plain rounded toe or rounded capped toe with or without perforated seam; zipper or elastic inserts are optional; no designs. Highly polished, high gloss, or patent leather.
9	Socks	X	X	X	X			Plain black without design with low quarters; plain black or white socks with combat boots or dress boots. White socks must not show when crossing legs. Wear hose if not wearing socks.

<b>Table 2-2. Women's Service, Mess Dress, and Semiformal Uniforms</b>								
<b>L I N E</b>	<b>Item</b>	<b>New Service Dress</b>	<b>Old Service Dress (Cadets Only)</b>	<b>Long Sleeve Blouse</b>	<b>Short Sleeve Blouse</b>	<b>Mess Dress</b>	<b>Semiformal (Cadets Only)</b>	<b>Wear Instructions/Materials</b>
10	Hose	X	X	X	X	X	X	Commercial, sheer, nylon in neutral, dark brown, black, off-black, or dark blue shades that complement the uniform and the individual's skin tone. Do not wear patterned hose.
11	Outer-garments	X	X	X	X	X	X	Wear outdoors only and remove in an office environment; use good judgment in choosing appropriate garments for wear based on weather conditions and duties.
	(Pullover Sweater)			X	X			V-neck, long sleeve, with epaulets and cuffed sleeves. Indoor or outdoor garment; tie tab is optional with short sleeve blouse; wear collar of blouse inside or outside sweater; not exposed while wearing another outer garment.
	(Cardigan Sweater)			X	X			50% acrylic and 50% wool cardigan sweater with epaulets. Indoor and outdoor garment; when worn outdoors, must be buttoned. Tab is optional when wearing short sleeve blouse.
	(Light-weight Blue Jacket)			X	X			Zip up at least halfway; not authorized for wear when service dress uniform is designated or more appropriate; may wear over pullover sweater; partially lined, water repellent, waist length zipper front, with two slant pockets and knitted cuffs with or without insulated line; may wear men's jacket as long as it presents a neat, professional appearance.
	(Double-breasted All-weather Coat)	X	X	X	X	X	X	Coat will fit over service coat loose enough to accommodate shoulders of service coat without binding at armholes when arms are moved. Sleeves will extend 1/2 inch beyond service coat sleeves; length of coat will fall between knee length to 6 inches below back crease of knee, top button may be left unbuttoned. Stand-up collar, six-button front, shoulder epaulet with buttons, sleeve straps with buckles, split raglan and set in the back.

<b>Table 2-2. Women's Service, Mess Dress, and Semiformal Uniforms</b>								
<b>L I N E</b>	<b>Item</b>	<b>New Service Dress</b>	<b>Old Service Dress (Cadets Only)</b>	<b>Long Sleeve Blouse</b>	<b>Short Sleeve Blouse</b>	<b>Mess Dress</b>	<b>Semiformal (Cadets Only)</b>	<b>Wear Instructions/Materials</b>
	(Raincoat)	X	X	X	X	X	X	Sleeves extend 1/2 inch beyond service coat sleeves; loose fitting with bottom of coat extending between bottom of kneecap and mid-calf; may leave neck button unbuttoned. Single breasted with fly front; waterproof polyvinyl butyl nylon.
	(Overcoat)	X	X	X	X	X	X	Loose enough to fit over service coats; shoulders fit loose enough to accommodate shoulders of service coat without binding at armholes when moving arms. Sleeves will extend 1/2 inch beyond the sleeve of the service coat; length of coat not shorter than 1/2 inch below the bottom of the skirt nor longer than 6 inches below the back crease of the knee; may leave neck button unbuttoned. Water resistant, double breasted with belt and buckle, button throat closure, shoulder straps, sleeve straps, center back vent, facing tabs, and zip-out liner.
12	Scarf	X	X			X	X	White or gray all wool or cotton simplex, with or without napped surface. Tucked in with authorized outer garments, except pullover sweater; will not exceed 10 inches in width.
13	Gloves or Mittens	X	X			X	X	Black or gray leather, knitted, tricot or suede; or a combination of leather, knitted, tricot, and suede.
14	Headgear (Service Cap)	X	X	X	X			Solid dark blue. Worn squarely on the head; center large size satin finish double-clutch (without post screw) cap insignia on the front of the cap. Rounded design, sides form a front brim. Clear plastic rain scarf or white net wing scarf optional; helmet-type designed to cover headgear and tie under chin is authorized. NOTE: Cadet NCOs and Airmen will not wear the service cap ( <b>EXCEPTION</b> : Cadet honor guard members may wear service cap. See Chapter 3 for details).

<b>Table 2-2. Women's Service, Mess Dress, and Semiformal Uniforms</b>								
<b>L I N E</b>	<b>Item</b>	<b>New Service Dress</b>	<b>Old Service Dress (Cadets Only)</b>	<b>Long Sleeve Blouse</b>	<b>Short Sleeve Blouse</b>	<b>Mess Dress</b>	<b>Semiformal (Cadets Only)</b>	<b>Wear Instructions/Materials</b>
	(Flight Cap)	X	X	X	X			Worn slightly to the wearer's right with vertical crease of the cap in line with the center of the forehead, in a straight line with the nose; approximately 1 inch from the eyebrows in the front. When not wearing the flight cap but wearing a belt, tuck under the belt on either side, between first and second belt loops; cap will not fold over the belt. Cap has dark blue colored edge braid for Senior member NCOs and Airmen, senior members without grade and cadets; silver and blue in a diamond pattern edge braid for senior member officers; silver colored edge braid for general officers. All shades and material of cap are authorized with any uniform combination. Senior members wear metal satin finish flight cap insignia. Cadet officers wear metal grade insignia. Cadet NCOs and Airmen wear metal flight cap insignia.
15	Earmuffs	X	X			X	X	Commercial design of any material; solid dark blue, black or gray. Wear with any outer garments and service dress uniforms.
16	Cuff Links	X	X	X		X	X	Oval cuff links bearing the Air Force coat of arms, Air Force Wing and Star, or CAP crest (satin finish or highly polished, highly polished with service dress uniform only). Plain silver, satin finish, or highly polished cuff links are also authorized.
17	Handbags (Vinyl)	X	X	X	X		X	Plain black, vinyl with fold over flap and plain silver colored clasp fastener.
	(Leather or Vinyl)	X	X	X	X		X	Plain black leather or vinyl, without ornamentation, with or without plain fold-over flap with or without single-placed silver or gold colored clasp. May have adjustable shoulder strap with or without buckle. May be patent leather or high gloss not to exceed 13 x 9 x 4 1/2 inches deep.

<b>Table 2-2. Women's Service, Mess Dress, and Semiformal Uniforms</b>								
<b>L I N E</b>	<b>Item</b>	<b>New Service Dress</b>	<b>Old Service Dress (Cadets Only)</b>	<b>Long Sleeve Blouse</b>	<b>Short Sleeve Blouse</b>	<b>Mess Dress</b>	<b>Semiformal (Cadets Only)</b>	<b>Wear Instructions/Materials</b>
	(Clutch Style)	X	X	X	X	X	X	Plain black smooth or scotch-grain leather, patent leather or high gloss, or man-made material without ornamentation. Fabric, suede, or patent leather with mess dress. Purse will be no larger than 6 1/2 x 11 inches nor smaller than 5 x 9 inches. It must have concealed closure and may have a wrist strap. <b>EXCEPTION:</b> Do not use patent leather purse when wearing semiformal dress (semiformal authorized for cadets only).
18	Undergarments	X	X	X	X	X	X	Mandatory. Bra and panties with all uniforms; wear other appropriate undergarments as necessary, provided they are not visible at the neck when worn with an open collar; may wear white crew-neck style undershirt when wearing closed collar service and dress uniforms.
19	Accouterments	X	X	X	X	X	X	Figures for each uniform show proper placement of accouterments and give a description of each. The finish of all accouterments must match.

<b>Table 2-3. Men's and Women's Battle Dress Uniforms</b>		
<b>L I N E</b>	<b>Item</b>	<b>Wear Instruction/Materials</b>
1	Shirt (Long Sleeve)	Cotton and nylon twill or rip-stop cotton; single-breasted with four bellow pockets with flaps; straight-cut bottom sleeve tabs, and side body panels with or without take-up tabs. Long sleeve camouflage pattern (woodland green) may be rolled up; if rolled up, sleeve material must match shirt and will touch or come within 1 inch of forearms when arm is bent at a 90-degree angle; may be removed in the immediate work area. When removed, T-shirt (other than athletic or sleeveless style) will be worn. Military creases are prohibited.
2	Trousers	Cotton and nylon twill or rip stop cotton camouflage pattern (woodland green) with button front closure, strap ankle adjustment, and six pockets. Blouse trousers over combat boots. Material of shirt and trousers must match.
3	Belt and Buckle	Dark blue, 1 1/4-inch woven cotton web, solid or woven elastic belt with black metal tip end and plain (open faced) black buckle. Black tip may extend up to 1 inch beyond the buckle, facing to the wearer's left (men) or facing wearer's right or left (women).
4	Footwear (Combat Boots)	Black, with or without safety toe, plain rounded toe or rounded capped toe with or without perforated seam. Zipper or elastic inserts optional, smooth or scotch-grained leather or man-made material, and may have a high gloss or patent finish.
	(Hot-weather Tropical)	Green or black cloth, or canvas and black leather with plain toe with zipper or elastic inserts.
5	Socks	Plain black or white socks may be worn with boots.
6	Headgear (BDU Cap)	Worn squarely on head with no hair protruding in front of the cap. When not being worn, is stowed in either of the lower cargo pockets on the trousers. Only AF-style or Army-style BDU cap will be worn. All senior members and cadet airmen and NCOs do not wear any type of insignia on the cap. Cadet officers wear the embroidered grade insignia on the cap 1/2 inch above visor.
	(BDU Baseball Cap)	Same as BDU cap with the addition that when not wearing, may attach to either lower trouser pocket button on the BDU.
	(CAP Baseball Cap)	Color, unit designation, and cloth or silk screen organizational emblem or badge as prescribed by unit commander. Emblem or badge, if authorized, will be centered 1/2 inch above visor. No other features such as stars, designs, individual's name and so forth, are authorized.
7	Outergarments	Worn outdoors and removed in an office environment. Use good judgment in choosing appropriate garments for wear based on weather conditions and duties.
	(Field Jacket)	Camouflage pattern (woodland green). Configure accouterments on jacket the same as the BDU shirt. If field jacket has epaulets, cloth ultramarine blue grade insignia and CAP cutouts are placed on the epaulet. If the field jacket does not have epaulets, wear grade insignia and CAP cutouts on the collar the same as BDU shirt.

<b>Table 2-3. Men's and Women's Battle Dress Uniforms</b>		
<b>L I N E</b>	<b>Item</b>	<b>Wear Instruction/Materials</b>
	(Double-breasted All-weather Coat)	Stand-up collar, six-button front, shoulder epaulets with buttons, sleeve straps with buckles, split raglan and set in the back. Coat will fit loosely enough to accommodate shoulders of BDU without binding at armholes when arms are moved; sleeves will extend 1/2 inch beyond BDU sleeves; length of coat will fall between knee length to 6 inches below back crease of knee; top button may be left unbuttoned.
	(Raincoat)	Loose fitting with bottom of coat extending to between bottom of kneecap and mid-calf; neck button may be left unbuttoned. Single-breasted with fly front; waterproof polyvinyl butyl nylon.
8	Safety Vest	Orange plastic, mesh, or cloth. Will be worn when participating in ground team activities.
9	Scarf	Gray. Only with outer garments. Tuck in; will not exceed 10 inches in width; all wool or cotton simplex, with or without napped surface.
10	Gloves or Mittens	Black or gray leather, knitted, tricot and suede, a combination of leather, knitted, tricot and suede. May wear with or without outer garments.
11	Earmuffs	Solid dark blue, black or gray; commercial design of any material.
12	Undergarments	Mandatory. All appropriate underwear will be worn.
	(Undershirts)	Brown or black. Either V-neck, U-neck, crew neck or athletic style without pockets. Black or brown turtlenecks, dickeys, or thermal undershirts without pockets may also be worn. <b>EXCEPTION:</b> members may wear white thermal undershirts even if exposed at neck. Unit commanders may prescribe color, unit designation, and cloth or silk screen emblem, to be worn on left side of chest not to exceed 5 inches in diameter.
13	Handbags (Vinyl)	Women only. Plain black, vinyl with fold-over flap and plain silver-colored clasp fastener.
	(Leather or Vinyl)	Women only. Plain black leather or vinyl without ornamentation with or without fold over flap, with or without single silver or gold colored clasp. Purse may have adjustable shoulder strap with or without buckles; may be patent leather or high gloss not to exceed 13 x 9 x 4 1/2 inches deep.
	(Clutch Style)	Plain black smooth or scotch-grain leather, patent leather or high gloss, or man-made material without ornamentation. Purse will be no larger than 6 1/2 x 11 inches or smaller than 5 x 9 inches. It must have a concealed closure and may have a wrist strap.

<b>Table 2-4. Men's and Women's Flight Suit</b>		
<b>L I N E</b>	<b>Item</b>	<b>Wear Instruction/Materials</b>
1	Flight Suit	Green NOMEX. Flight crew members electing to wear this flight suit must meet the weight and grooming standards. Worn with the badges and devices described in Figure 2-19.
2	Flight Jacket	The green flight jacket is the only outer garment authorized for wear with the green AF-style flight suit. Grade insignia, CAP command patch, American flag and leather name patch are worn. The member has the option of wearing the same optional patches on the flight jacket as worn on the flight suit. <b>The Air Force brown leather flight jacket is NOT authorized with this or any Air Force style uniform. The MA-1 flight jacket or CWU-45/P or CWU-36/P NOMEX flight jackets may be worn.</b>
3	Footwear	Any style leather, plain, black shoe or boot may be worn. No western style boots (Ropers and Wellingtons are acceptable). For safety reasons, mesh style boots are not recommended with flying clothing.
4	Undergarments	White, black or brown T-shirts are authorized. All appropriate underwear will be worn.
5	Socks	Black socks or neutral hose will be worn.
6	Headgear	Flight cap or CAP baseball cap for both men and women.
7	Scarf	A yellow and red CAP command scarf is authorized to be worn tucked into the neck.



<b>Table 2-5. Clothing/Accessory Standards</b>		
<b>I T E M</b>	<b>To present the proper military image</b>	<b>Will be:</b>
1	Clothing	Neat, clean, pressed, proper fit, in good condition, zipped, snapped or buttoned.
2	Footwear	Shined, in good repair.
3	Watch	Conservative.
4	Bracelet	Conservative, no wider than one inch, and not present a safety hazard.
5	Rings	A maximum of three conservative rings may be worn at any time.
6	Earrings	Men do not wear. Women may wear small spherical, conservative, diamond, gold, white pearl, or silver pierced or clip earrings. Earrings must fit tightly without extending below earlobe except for connecting band on clip earrings. Only one earring per earlobe.
7	Tattoos/Brands	Excessive tattoos/brands will not be exposed or visible (includes visible through the uniform) while in uniform. Excessive is defined as any tattoo/brands that exceeds 1/4 of the exposed body part and those above the collarbone and readily visible when wearing an open collar uniform.
8	Body Piercing	Members are prohibited from attaching, affixing or displaying objects, articles, jewelry or ornamentation to or through the ear, nose, tongue, or any exposed body part (includes visible through the uniform) when in uniform. <b>EXCEPTION:</b> Women are authorized to wear one small spherical, conservative, diamond, gold, white pearl, or silver pierced, or clip earring per earlobe and the earring worn in each earlobe must match. Earrings should fit tightly without extending below the earlobe. ( <b>EXCEPTION:</b> Connecting band on clip earrings.) <b>Civilian Attire: (1) Official duty:</b> Members are prohibited from attaching, affixing or displaying objects, articles, jewelry or ornamentation to or through the ear, nose, tongue, or any exposed body part (includes visible through clothing) when representing CAP in civilian attire. <b>EXCEPTION:</b> Women are authorized to wear one earring per earlobe and the earring worn in each earlobe must match. The type and style of earrings worn by women on a military installation should be conservative and kept within sensible limits. (2) <i>Off duty on a military installation when there with CAP activities:</i> Members are prohibited from attaching, affixing or displaying objects, articles, jewelry or ornamentation to or through the ear, nose, tongue, or any exposed body part (includes visible through clothing). <b>EXCEPTION:</b> Piercing of earlobes by women is allowed, but should not be extreme or excessive. The type and style of earrings worn by women on a military installation should be conservative and kept within sensible limits.

<b>Table 2-5. Clothing/Accessory Standards</b>		
<b>I T E M</b>	<b>To present the proper military image</b>	<b>Will be:</b>
9	Eyeglasses, Sunglasses	Free of ornamentation on frames and lenses. Conservative, clear, slightly tinted, or photosensitive lenses indoors or in formation. Conservative lenses and frames outdoors (faddish styles and mirrored lenses prohibited). No sunglasses in formation. Not worn around the neck.
10	Necklaces	Concealed under collar or undershirt.
11	Pens and Pencils	Concealed. <b>EXCEPTION:</b> When carried in pen/pencil compartment of BDU, utility or field uniform, flight suit or flight jacket.
11	Pagers, Cellular Phone, Two-way Radio	Clipped to waistband or purse, or carried in left hand. Only one is authorized.
13	Headphones and Earphones	Prohibited unless required to perform duties.
14	Umbrella	Plain, black or dark blue, carried in left hand.
15	Attaché Case, Gym Bag, Back Pack, and Women's Purses	May be carried in left hand or over left shoulder. ( <b>EXCEPTION:</b> Members wear backpack using both shoulder straps when riding two-wheeled vehicles or using crutches.)
16	Religious Head Coverings	Indoors: Plain, dark blue, or black without ornamentation. Outdoors: May be worn underneath military headgear if does not interfere with proper fit or appearance of the headgear. For example, Jewish yarmulkes meet this requirement if they do not exceed 6 inches in diameter.
17	"Camel Pack" Water Containers	Authorized for use with CAP field uniform or BDU only, in hot weather conditions, with or without built-in backpack. Will be black, brown, or camouflaged.

### **CHAPTER 3 – CIVIL AIR PATROL HONOR GUARD UNIFORM**

**3-1. General.** This chapter prescribes the standardized uniform worn by Civil Air Patrol honor guards. This uniform is approved for wear during honor guard duties and performances only. Only those items described in this chapter may be worn. Items such as blue ascots with BDU, boots with the service dress uniform, swords, “Smokie Bear” hats, etc., are not permitted. National Cadet Competition drill teams, color guards, or other CAP special teams will not wear this uniform. The honor guard uniform consists of the service dress uniform coat with epaulets and slacks/trousers, male service cap with cadet officer cap device, white ascot with Honor Guard patch, metallic silver shoulder cord, white pistol belt, white gloves, and a brown non-operating parade rifle with white leather sling. Helmets or helmet liners will not be used. Either the old or new style of service dress may be worn; however, all members of an honor guard should be in the same style, if possible. Bayonets, swords, or sabers will not be used under any circumstances. This uniform is authorized for year-round wear. The colors element flag bearers will wear white flag slings instead of white pistol belts. The guards will wear pistol belts. See Table 3-1 for specific uniform requirements.

**3-2. Wear Instructions and Grooming Standards.** Since this uniform is a specialized uniform worn in a specific way, wearing instructions and grooming standards are included in this chapter. Honor guard members may find it beneficial to have two service dress uniforms, one for everyday CAP wear and one for honor guard performances, and two pair of low quarter shoes, one pair with the Honor Guard taps and one without. See Table 3-2 for specific wear and grooming instructions.

**3-3. Use of Air Force Honor Guard Uniforms or Equipment.** The use of Air Force Honor Guard uniforms or equipment is prohibited. This includes base honor guards, The Air Force Honor Guard (based at Bolling AFB, DC), and USAF Honor Guard uniforms purchased or procured by any means.



**Service Dress Honor Guard Uniform**



**Blue Short Sleeve Honor Guard Uniform**

**NOTES:**

1. Worn same as Men's and Women's service dress uniform as shown in Figures 2-2 and 2-10.  
EXCEPTION: Ribbons must be worn on light-blue AF-style shirt when worn as outer garment.
2. Shoulder Cord: Silver, Army-style, worn on left shoulder next to shoulder seam.
3. Pistol Belt: White, 2 1/16-inch wide, with nickel-plated buckle and keepers.
4. Gloves: White parade gloves.
5. Ascot: White with Honor Guard patch centered 3 1/2 inches below neckband.
6. Headgear: Male service cap with cadet officer cap device and rear chinstrap.
7. Parade Rifle: Brown with white leather sling, non-operating.

**Figure 3-1. Men's and Women's Honor Guard Uniform (Cadets Only)**

<b>Table 3-1. Civil Air Patrol Honor Guard Uniform</b>		
<b>L I N E</b>	<b>Item</b>	<b>Description/Material</b>
1	Coat	Standard blue service uniform coat with or without epaulets will be worn. Either style may be worn; however, all members of the team should be the same, if possible. Coat and slacks/trousers will match in shade and material. All appropriate insignia will be worn.
2	Slacks and Trousers	Standard slacks/trousers matching the coat. Female team members will wear slacks. Slacks/trousers will be worn without the blue belt while performing.
3	White Pistol Belt and Buckle	A 2 1/16-inch white pistol belt with nickel-plated large buckle and keepers. All members except flag bearers will wear the belt.
4	Headgear	All members will wear male service cap with cadet officer cap device; in addition to the front chinstrap, a functional rear chinstrap with buckle will be worn. When performing, the rear chinstrap will be placed under the member's chin. This is a safety factor.
5	Gloves	White parade gloves will be worn when performing. Non-slip palm is recommended.
6	Shirt and Blouse	Blue short sleeve shirt or blouse (tuck-in style) without tie/tab may be worn when conditions are too hot for the wear of the service dress uniform coat. All appropriate insignia will be worn. Flag bearers will wear the blue service belt.
7	Socks	All members will wear plain, black socks.
8	Footwear	Low quarter (double or triple-soled authorized); high gloss or poromeric with metal horseshoe taps on heels only.
9	Outergarments	All-weather coat or overcoat may be worn. The lightweight jacket may be worn to and from performances to prevent the service coat being wrinkled in travel.
10	Ascot	White ascot with Honor Guard patch centered 3 1/2 inches below the bottom edge of the neckband.
11	Shoulder Cord	Metallic silver shoulder cord with solid cord across the top and pinned underneath will be worn on top of the epaulet, if present, at the shoulder seam. Shoulder cord should be pinned at the top, front and back to keep cord in place during performances.
12	Parade Rifle	Brown with white leather sling, molded polystyrene, and non-operating. Wood rifles will break during the various rifle movements. BAYONETS WILL NOT BE USED.

<b>Table 3-2. Civil Air Patrol Honor Guard Uniform Wear Instructions and Grooming Standards.</b>		
<b>L I N E</b>	<b>Item</b>	<b>Instructions</b>
1	Male Service Cap	<p>The male service cap is to be worn by all members of the Honor Guard. When the cap is not worn, it is to be carried under the left arm with crown (top) toward the arm and the visor to the front. When cap is to be placed on the head, place the thumb on one side of the cap above the visor, two fingers on the top above the insignia, and the remainder of the fingers on the other side above the visor. Do not touch the visor.</p> <p>Securing the black leather rear chin strap into the “up” position: (1) Unscrew the two chrome cap buttons holding the front chin strap in position; (2) Place the rear chin strap so that the strap buckle is to the right of center when viewed from the rear; (3) Screw the chrome cap buttons into place ensuring the wings are in the up position. During a performance, the rear chinstrap will be worn down under the chin.</p> <p>Whenever you wear the all-weather coat is worn for a ceremony, the blue rain cover must be worn over the service cap. Roll the rain cover underneath the back edges of the service cap to produce a snug fit and neat appearance. Rolling the rain cover should be done anytime you wear the service cap, regardless of performing in a ceremony or not.</p>
2	Service Dress Coat	<p>Iron the lapels of the coat down to ensure all buttons of the coat are displayed. When blousing (tucking) a service dress uniform coat, a minimum of two people should be used; the person being bloused (tucked) is the “blouse,” and the person blousing the member is the “blouser.” Adjust the web belt to fit very tightly around the waist. The web belt will rest between the second and third button of your uniform (new uniform) or third and fourth button (old uniform) parallel to the ground all around. The belt will initially feel tight but the discomfort will diminish over time. The “blousee” should hold the belt in the approximate position where the belt will be fastened with some slack being provided for the “blouser’s” hands. The “blouser” positions his/her hands along two side seams on the back of the coat. The “blouser” will pull the excess material from the front of the uniform and fold it underneath the two side seams with the edge of the fold toward the arms. When bloused, the entire uniform will appear neat, wrinkle-free, and without bunches. The “blousee” then fastens the belt in front and checks for comfort and appearance. The “blouser” re-checks the belt and places the two keepers two-finger widths from the nickel belt buckle on both sides of the buckle.</p>
3	Shirt	<p>When worn without the service dress coat, shirt is worn with all appropriate insignia. The pistol belt and shoulder cord is worn as with Service Dress coat. Shirt/blouse will be well ironed using sizing with sharp creases in both sleeves including the shoulder patch. Creases must be centered on the epaulet of the shirt/blouse. No other creases are authorized.</p>

<b>Table 3-2. Civil Air Patrol Honor Guard Uniform Wear Instructions and Grooming Standards.</b>		
<b>L I N E</b>	<b>Item</b>	<b>Instructions</b>
4	Shoulder Cord	The shoulder cord should fit snugly along the shoulder seam of the coat and pinned to the top of the epaulet, if present. <i>(TIP: Use two large safety pins to secure the shoulder cord from underneath the coat. One should be placed in the front of the coat near the opening of the armpit. The second, in the rear of the coat near the opening of the armpit.)</i>
5	Service Dress Slacks/Trousers	When sitting down in service dress slacks/trousers, be sure to roll the excess material located under the knees into a neat fold to prevent wrinkling. Female honor guard members will wear slacks. The trousers or slacks of the service dress uniform will not be bloused nor will leggings be worn.
6	Low Quarter Shoes	Leather low quarters are the shoe of choice, but high gloss or poromeric may be worn. The shoes will be clean and well shined. Use edge dressing on the soles and heels of the shoes. Tuck the bows on the shoestrings into the shoe. Horseshoe taps will be worn on the heel of the shoe. Small (approximately 2" x 1") rectangular metal plates (cheaters) will be worn centered on the inside heel edge. You may place rubber washers between the tap and the heel so that the tap protrudes about 1/2 inch as needed. Make sure the "cheaters" are rounded on all four sides so not to destroy the trousers. All members will wear black socks. White shoelaces will not be used.
7	White Pistol Belt	The white pistol belt, with nickel hardware and buckle, should be worn during the performance only. It is to be worn very tight (should be able to put only one finger between the belt and uniform) with the nickel keepers two fingers widths from the buckle on each side.
8	White Gloves	Worn with the top of the glove just above the wrist providing a neat appearance. It may become necessary to tape the gloves. If this becomes necessary, use only white first aid tape. Plastic-dotted non-slip palm white gloves are recommended. Do not add resin or any other substance to the glove, as this becomes a safety hazard by making the rifle very slippery. When not worn, fold with palm out, place under web belt so that top of gloves fold over the top of the belt. Gloves are to be removed from the hands after performance and placed under the belt.
9	Ascot	A white ascot with a center crease. The Honor Guard patch (creased) will be centered 1/2 inch from the bottom of the fold after folding the neckband over twice. The ascot will be pulled and pinned at the bottom through the center crease to the T-shirt with a safety pin. Also, pin the ascot on each side with additional safety pins. Secure the ascot behind the neck so you cannot place the little finger between the material and the back of the neck. Pin or tape with white tape, if necessary, to prevent the ends showing outside of the uniform coat. The use of shirt garters (attached to the ascot and the trousers/slacks) is permitted as long as they do not show or will not come undone during the performance.

<b>Table 3-2. Civil Air Patrol Honor Guard Uniform Wear Instructions and Grooming Standards.</b>		
<b>L I N E</b>	<b>Item</b>	<b>Instructions</b>
10	All-Weather Coat	The coat will be wrinkle free. The belt loops should be removed from the coat for blousing purposes.
11	Colors Element	Flag bearers wear flag slings instead of the white pistol belts. The flag sling shoulder straps will go under the epaulets. The trousers or slacks of the service dress uniform will not be bloused. Leggings, helmets, helmet liners, or white shoelaces will not be used.
12	Grooming Standards	All grooming standards will be met. The only jewelry accepted is small silver ball earrings (or none at all) for the females. Watches are not to be worn while in the honor guard uniform.



## CHAPTER 4 – CAP DISTINCTIVE UNIFORMS

**4-1. General.** Cadet members are authorized to wear the CAP utility uniform, field uniform, and blazer combinations as desired. All senior members, including those who do not meet the standards of wear for an Air Force style uniform for reasons of grooming or weight standards, may wear any of the CAP distinctive uniform combinations described in this chapter. Uniforms must be clean, neat and correct in design and specification, fitted properly, pressed, and in good condition (that is not frayed, worn out, torn, faded, patched, and so forth). Uniform items are to be kept zipped, snapped, or buttoned. Shoes are to be shined and in good repair. Metallic insignia, badges and other devices, must also be maintained in the proper luster and condition. Appropriate civilian outerwear is authorized with these combinations including the light blue windbreaker with the CAP seal embroidered on the right breast and the dark blue flight jacket.

### 4-2. Definition of terms:

**a. Blazer Uniform:** The CAP blazer combination is made up of several different items and may be worn by all members of CAP regardless of grade. This uniform includes a blazer, gray trousers/slacks/skirt, shirt/blouse, necktie/floppy bow. The CAP blazer combination with a plain white shirt/blouse and black bow tie/tab may be worn on formal occasions, if the member does not have, is not authorized, or prefers not to wear the mess dress uniform.

**b. Aviator Shirt Uniform:** The CAP aviator shirt may be worn by senior members regardless of grade. This combination includes gray trouser/slacks/skirt and may be worn for normal duty.

**c. Field Uniform:** The CAP field uniform is an optional uniform that may be worn by both cadets and senior members for field activities or any time the AF-style BDU uniform is normally worn.

**d. Utility Uniform:** The CAP utility uniform is an optional uniform that may be worn by both cadets and senior members for flying activities or any time the field uniform would be worn.

**4-3. Appearance and Grooming Standards.** All members of CAP must be well groomed and assure that their appearance at all times reflects credit upon themselves, CAP, and the Air Force. Hair must be clean, well groomed and neat. If dyed, will look like natural hair color. If wigs or hairpieces are worn they should be of good quality and fit properly. See Figures 4-1 through 4-6 for examples of the proper wear of the uniform items. See Tables 4-1 through 4-7 for descriptions of each uniform.

**a. Men.** Articles such as wallets, pencils, pens, watch chains, fobs, pins, jewelry, handkerchiefs, combs, cigars, cigarettes, pipes, and sunglass cases will not be worn or carried exposed on the uniform. The wear of wristwatches and rings are permitted. The wear of identification bracelets is likewise permitted provided they present a neat and conservative appearance. Ribbons, when worn, will be clean and not frayed. Wear of earrings, ornamentation on eyeglass lenses, or visible ornaments around the neck are prohibited while in uniform. Fingernail length must not interfere with duty performance.

**b. Women.** Skirt lengths will be no higher than above the top of the kneecap or lower than the bottom of the kneecap. Skirts will hang freely and under no circumstances will they be excessively tight. Pencils, pens, pins, handkerchiefs, and jewelry will not be worn or carried exposed on the uniform. One small spherical (ball), conservative, diamond, gold, white pearl, or silver pierced, or clip earring per earlobe may be worn. The earring worn in each earlobe must match. Earring should fit tightly without extending below the earlobe. (**EXCEPTION:** Connecting band on clip earrings.) Other visible ornaments around the neck or on the head, ornamentation on eyeglass lenses, and ankle bracelets are prohibited. Appropriate undergarments will be worn to present a conservative, feminine appearance. Cosmetics will be conservative and in good taste. Fingernail length must not interfere with duty performance. Polish must be conservative, single color and in good taste.

**NOTES:**

1. CAP Crest: Attached or sewn to the breast pocket or same relative position. The NEC or NB badge may be worn in place of the CAP crest by those authorized to wear these badges.
2. Tie/Floppy Bow: CAP regimental tie/floppy bow, AF blue tie, or CAP blue floppy bow. Mandatory with shirt/blouse with a collar.
3. Nameplate: Black with CAP crest, grade insignia (optional), and state or region. Top edge of nameplate will be worn aligned with top edge of the left breast pocket or 1/2 inch above the CAP crest if blazer has no pocket.
4. Chaplain Insignia: May be worn 1/2 inch above the nameplate.
5. Lapel Pins: One lapel pin, in good taste, may be worn on either lapel of the CAP blazer.
6. The CAP blazer combination with a plain white shirt/blouse and black bow tie or blue floppy bow without name plate and with one miniature medal may be worn on formal occasions, if the member does not have, is not authorized, or prefers not to wear the mess dress uniform. If the medal is worn, it will be centered above the pocket so that bottom portion of medal is 1/2 inch above the CAP crest.

**Figure 4-1. Men's and Women's CAP Blazer Uniform**

**NOTES:**

1. Nameplate: Gray, 3-line CAP nameplate is worn immediately above the right breast pocket.
2. Grade Insignia: Gray CAP epaulet sleeves displaying grade insignia.
3. Tie/Tab: USAF blue tie (males) or CAP blue ties/floppy bow are authorized. Mandatory with long sleeve shirt.
4. CAP Aviation Badges and Specialty Insignia: Worn 1/2 inch above the left breast pocket or 1/2-inch above CAP ribbons. If both an aviation badge and specialty insignia are worn the specialty insignia will be placed 1/2 inch below the aviation badge.
5. CAP Specialty Badges: Worn centered on left breast pocket. Females also have the option of wearing specialty badges 1/2 inch above the pocket (beneath the aviation badge) if they prefer.
6. CAP Command Badge: Worn centered on right breast, 1/2 inch above the nameplate.
7. Worn with gray trousers/skirts/slacks. Footwear, slacks, trousers, or skirt and accessories are the same as prescribed for the CAP blazer combination.
8. AF cardigan with gray epaulet sleeves with grade insignia and without wing/region patch may be worn with this combination only. AF pullover sweater is not authorized.
9. Any civilian outer garments may be worn including the CAP blue embroidered jacket may be worn with this combination.
10. CAP ribbons may be worn centered above the left breast pocket. **No military ribbons may be worn.**
11. Only the CAP aviation badge and one additional CAP badge are authorized on this uniform. **No military badges or devices are authorized.**

**Figure 4-2. Men's and Women's Aviator Shirt with Epaulets (Senior Members Only)**



**NOTES:** There are three knit shirts authorized for wear for men and women. They are:

1. Dark blue knit shirt with embroidered CAP seal on the right breast and embroidered name and aeronautical rating or specialty badge on the left breast.
2. Dark blue knit shirt with embroidered seal on the right breast, without the name or rating on left breast.
3. Dark blue knit shirt with the CAP seal screen-printed in white lettering on left breast.
4. CAP knit shirts are worn with gray trousers or slacks (see Table 4-4).

**Figure 4-3. Men's and Women's Knit (Golf) Shirts**



CAP Blue Flight Suit



CAP Blue Flight Jacket

**NOTES:**

1. Grade Insignia: Senior members will wear regular size plastic encased grade insignia centered horizontally on top of each shoulder with bottom edge of insignia placed 1/2 inch from shoulder seam. General officers will center grade insignia on the shoulder. CAP cutouts will not be worn.
2. Leather Name Patch: Will include name, grade, and aeronautical rating. Patch will be centered on left breast above pocket. Cloth name patch is not authorized.
3. CAP Command Patch: A cloth CAP Command Patch will be worn on right breast directly opposite the leather name patch. The region commander may authorize substitution of a region patch for the CAP command patch on the right breast.
4. Shoulder Patch: A cloth American Flag emblem with gold border, 2" x 3 1/2", on left shoulder, 1/2 inch below the shoulder seam.
5. Optional Breast Patch: Embroidered Emergency Services patch may be worn on the right breast pocket or corresponding position.
6. Optional Shoulder Patch: Worn centered 1/2 inch below shoulder seam on right sleeve. Member may choose one of the authorized patches for the right shoulder (see Chapter 6), may be wing, region or National shoulder patch.
7. Cadet members do not wear grade insignia or CAP cutouts on the flight suit.
8. **Any deviations to the above must be approved by the region commander concerned.**

**Figure 4-4. Men's and Women's CAP Blue Flight Suit and Blue Flight Jacket  
(Flight Crews Only)**

**NOTES:**

1. Grade Insignia: Senior members will wear plastic encased grade insignia centered on top of each shoulder with bottom edge of insignia placed 1/2 inch from shoulder seam. General officers will wear grade centered on the shoulder. Cadets do not wear grade insignia of any type.
2. Leather Name Patch: Patch will be centered on left breast above pocket. Will include name, grade, and aeronautical rating. Cloth name patch is not authorized.
3. CAP Command Patch: A cloth CAP Command Patch will be worn on right breast directly opposite the leather name patch.
4. Optional Breast Patch: Embroidered Emergency Services patch may be worn on the right breast pocket or corresponding position.
5. Optional Shoulder Patch: Worn centered 1/2 inch below shoulder seam on right sleeve. Member may choose one of the authorized patches for the right shoulder (see Chapter 6), may be wing, region or National shoulder patch.
6. Shoulder Patch: A cloth American Flag emblem with gold border, 2" x 3 1/2", on left shoulder, 1/2 inch below the shoulder seam.
7. White t-shirts and any style plain black shoe or boot may be worn.
8. Headgear is not required but the CAP baseball cap is authorized. Any civilian outer garment may be worn.
9. Weight and grooming standards do not apply to members wearing this uniform.
10. **Military badges and devices are not authorized on this uniform.**

**Figure 4-5. Men's and Women's CAP Blue Utility Uniform  
(Senior Members and Cadets)**

**NOTES:**

1. Grade Insignia: Senior member officers wear embroidered grade insignia on ultramarine blue background on both sides of the collar. Senior member NCOs wear the 3-, 3 1/2- or 4-inch (women) or 4-inch (men) sleeve chevrons centered halfway between shoulder seam and elbow when bent at 90-degree angle on the sleeve. Cadet officers wear embroidered grade insignia on ultramarine blue background worn on both sides of the collar. Cadet NCOs and Airmen wear metal chevrons on collar.
2. “Civil Air Patrol” Tape: Ultramarine blue with white letters worn centered immediately above the left breast pocket. Tape will be the width of the pocket with raw ends folded under.
3. Cloth Name Tape: Ultramarine blue with white letters, worn centered immediately above the right breast pocket (only last name will be used). Tape will be the width of the pocket with raw ends folded under.
4. CAP Aviation Badges and Specialty Insignia: Embroidered, worn 1/2 inch above the cloth “Civil Air Patrol” tape worn over the left breast pocket. If both devices are worn, aviation badges should be 1/2 inch above specialty insignia.
5. Wing/Region/National Shoulder Patch: Worn centered 1/2 inch below shoulder seam on left sleeve.
6. CAP Specialty Patches: Embroidered, worn on the lower portion of the left breast pocket between left and right edges and bottom of flap and pocket.
7. Unit Patches are worn on right breast pocket between left and right edges and bottom of flap and pocket. Other badges or patches worn in accordance with Table 6-4.
8. All white on blue insignia will have 1/8 inch of blue showing at the widest and tallest point of the insignia, except the Civil Air Patrol and name tapes.
9. Any plain dark blue or black woven cotton web belt may be worn.
10. White t-shirts and any style plain black shoe or boot may be worn. Trousers do not have to be bloused into boots. If not bloused the drawstring at the bottom of trouser leg should be removed.
11. Headgear is not required but the CAP baseball cap is authorized. Any civilian outer garment may be worn.
12. Weight and grooming standards do not apply to members wearing this uniform.
13. **Military badges and devices are not authorized on this uniform.**

**Figure 4-6. Men’s and Women’s CAP Distinctive Blue Field Uniform  
(Senior Members and Cadets)**

<b>Table 4-1. Men's CAP Blazer Uniform</b>		
<b>L I N E</b>	<b>Item</b>	<b>Wear Instructions/Materials</b>
1	Coat	Blazer type, semi form-fitted, drape, single-breasted, two- or three-button model with two lower patch pockets, optional breast patch pocket on left side. Material is dark blue flannel, tropical worsted, or similar commercial blend. With arms hanging naturally, sleeves will end approximately 1/4 inch from the heel of the thumb. Bottom edge of coat should extend 3 to 3 1/2 inches below the top of the thigh. If the blazer is removed and a white aviator shirt with Epaulets complete with gray nameplate and gray epaulets is worn, Table 4-5 rules must be followed.
2	Trousers	Commercial dress trousers of medium gray flannel, tropical worsted, or similar commercial blend, full cut, straight hanging, with or without pleats, with or without cuffs. (No jeans or causal trousers made of cotton or twill fabric.) Front of trouser legs rests on the front of shoe or boot. No bunching at waist or sagging at seat. Trousers must be worn at natural waist.
3	Belt	A plain black civilian belt with conservative non-decorative type gold or silver buckle (not to exceed 2 inches in size) will be worn with trousers with belt loops.
4	Shirt	White, dress type shirt, white aviator shirt or white turtleneck sweater (regular or mock). Short or long sleeve shirts may be worn. If long-sleeved shirt is worn, sleeves extend to heel of thumb with arms hanging naturally. Wear shirts tucked into trousers.
5	Tie	CAP regimental tie (available only from CAPMart) or Air Force blue tie must be worn with all shirts that have a shirt type collar.
6	Footwear	Black shoes or dress boots (plain, black, commercial design without ornamentation such as buckles or straps) with black or dark blue socks.
7	Accessories	Articles such as papers, wallets, pencils, pens, watch chains, fobs, pins, jewelry, handkerchiefs, combs, cigars, cigarettes, pipes, and sunglass cases will not be worn or carried exposed on the uniform. Wear of earrings, ornamentation on eyeglass lenses, or visible ornaments around the neck are prohibited while in uniform.
8	Undergarments	Appropriate undergarments will be worn.
9	Outergarments	Appropriate civilian outerwear is authorized with this combination.



<b>Table 4-2. Women's CAP Blazer Uniform</b>		
<b>L I N E</b>	<b>Item</b>	<b>Wear Instructions/Materials</b>
1	Coat	Two- or three-button, commercial model blazer with two lower patch pockets and optional breast patch pocket on left side. Material is dark blue flannel, tropical worsted, or similar commercial blend. With arms hanging naturally, sleeves end approximately 1/4 inch from the heel of the thumb. Bottom edge of coat extends 3 to 3 1/2 inches below the top of the thigh. If the blazer is removed and the white aviator shirt complete with gray nameplate and gray epaulets is worn, Table 4-5 rules must be followed.
2	Slacks	Commercial dress slacks of medium gray flannel, tropical worsted, or similar commercial blend, full cut, straight hanging, with or without pleats, with or without cuffs. (No jeans or casual slacks made with cotton or twill fabric.) Slacks should fit naturally over the hip with no bunching at waist or bagging at seat; bottom front of slack leg rests on the front of shoe or boot with a slight break in the crease.
3	Skirt	Straight or A-line. Commercial medium gray flannel, tropical worsted, or similar commercial blend. Pleated skirts or skirts with slits in the front or side are not authorized. Skirt length will be no shorter than the top of the kneecap or longer than the bottom of the kneecap. Skirt should hang naturally over the hips with a slight flare.
4	Blouse	White blouse with simple design, without ruffles or ornamentation, plain white "shell", white turtleneck sweater (regular or mock) or white aviator shirt with epaulets is also authorized. Short or long sleeved blouses may be worn. Wear blouses tucked in with skirts and slacks, the shell or turtleneck sweater may be worn over the skirt or slacks, but must not show below the blazer.
5	Belt	Must be worn with skirt or slacks with belt loops. Plain civilian black belt with conservative non-decorative type gold or silver buckle not to exceed 2 inches will be worn.
6	Floppy Bow	Regimental CAP floppy bow or blue CAP floppy bow must be worn with all blouses that have a shirt type collar. Available only from CAPMart.
7	Footwear	Either black tailored pumps, plain black oxfords or black leather loafers with off-black hose, neutral nylon hose, dark blue or black socks, as appropriate. Dress boots (plain, black, commercial design without ornamentation such as buckles, bows, or straps) with heels of a height suitable to the individual but not higher than 2 1/2 inches (measured from inside sole of the boot to the end of heel lift). Wear boots with skirt or slacks; however, if worn with skirt, remove boots and wear pumps or oxfords while in work place.

<b>Table 4-2. Women's CAP Blazer Uniform</b>		
<b>L I N E</b>	<b>Item</b>	<b>Wear Instructions/Materials</b>
8	Accessories	Papers, pencils, pens, pins, handkerchiefs, and jewelry will not be worn or carried exposed on the uniform. One small spherical (ball), conservative, diamond, gold, white pearl, or silver pierced, or clip earring per earlobe may be worn. The earring worn in each earlobe must match. Earring should fit tightly without extending below the earlobe. ( <b>EXCEPTION:</b> Connecting band on clip earrings.) Other visible ornaments around the neck or on the head, ornamentation on eyeglass lenses, and ankle bracelets are prohibited. Handbags should be plain, conservative black or navy blue with or without shoulder strap. Should not exceed 13 x 9 x 4 1/2 inches deep.
9	Undergarments	Appropriate undergarments will be worn.
10	Outergarments	Appropriate civilian outerwear is authorized with this combination.

<b>Table 4-3. Men's and Women's Aviator Shirt with Epaulets Uniform</b>		
<b>L I N E</b>	<b>Item</b>	<b>Wear Instructions/Materials</b>
1	Slacks/Trousers	Commercial dress slacks/trousers of medium gray flannel, tropical worsted, or similar commercial blend, full cut, straight hanging, with or without pleats, with or without cuffs. (No jeans or casual slacks.) No bunching at waist or bagging at seat.
2	Skirt	Straight or A-line. Commercial medium gray flannel, tropical worsted, or similar commercial blend. Pleated skirts or skirts with slits in the front or side are not authorized. Skirt length will be no shorter than the top of the kneecap or longer than the bottom of the kneecap. Skirt should hang naturally over the hips with a slight flare.
3	Blouse/Shirt	A white aviator shirt with epaulets is worn. Patches of any kind are not authorized for this uniform. Available in long or short sleeve versions. If long sleeve version is worn, blue tie/floppy bow is mandatory. Long sleeves should extend to heel of thumb with arms hanging naturally, short sleeves should barely touch or come within 1 inch of the forearm with arms bent at a 90 degree angle. Shirt/blouse must be tucked in with skirt and trousers/slacks.
4	Belt	Must be worn with skirt or trousers/slacks with belt loops. Plain civilian black belt with conservative, non-decorative type gold or silver buckle, not to exceed 2 inches in size, will be worn.
5	Floppy Bow/Tie	USAF blue tie or CAP blue floppy bow must be worn with long sleeved version, optional with short-sleeved version. Any other style or color tie/floppy bow (including Regimental and ties with CAP Crest) is not authorized. CAP blue floppy bow is available only from CAPMart.
6	Footwear	Men: Black shoes or dress boots (plain, black, commercial design without ornamentation such as buckles or straps) with black or dark blue socks. Women: Either black tailored pumps, plain black oxfords or black leather loafers with off-black hose, neutral nylon hose, dark blue or black socks, as appropriate. Dress boots (plain, black, commercial design without ornamentation such as buckles, bows, or straps) with heels of a height suitable to the individual but not higher than 2 1/2-inches (measured from inside sole of the boot to the end of heel lift). Wear boots with skirt or slacks; however, if worn with skirt, remove boots and wear pumps or oxfords while in work place.

<b>Table 4-3. Men's and Women's Aviator Shirt with Epaulets Uniform</b>		
<b>L I N E</b>	<b>Item</b>	<b>Wear Instructions/Materials</b>
7	Accessories	<p>Men: Articles such as wallets, pencils, pens, watch chains, fobs, pins, jewelry, handkerchiefs, combs, cigars, cigarettes, pipes, and sunglass cases will not be worn or carried exposed on the uniform. CAP ribbons, when worn, will be clean and not frayed. Wear of earrings, ornamentation on eyeglass lenses, or visible ornaments around the neck are prohibited while in uniform.</p> <p>Women: Pencils, pens, pins, handkerchiefs, and jewelry will not be worn or carried exposed on the uniform. One small spherical (ball), conservative, diamond, gold, white pearl, or silver pierced, or clip earring per earlobe may be worn. The earring worn in each earlobe must match. Earring should fit tightly without extending below the earlobe. (<i>EXCEPTION</i>: Connecting band on clip earrings.) Other visible ornaments around the neck or on the head, ornamentation on eyeglass lenses, and ankle bracelets are prohibited. Handbags should be plain, conservative black or navy blue with or without shoulder strap. Should not exceed 13 x 9 x 4 1/2 inches deep.</p>
8	Undergarments	Appropriate undergarments will be worn.
9	Outergarments	Appropriate civilian outerwear is authorized including the light blue windbreaker with the CAP seal on the right breast or the Air Force cardigan sweater. When wearing the AF sweater the wing patch is not worn and a tie/floppy bow is optional. Sweater may be worn indoors or outdoors. When worn indoors, it may be worn opened or buttoned. When worn outdoors it must be buttoned. Headgear is not required but a CAP baseball cap may be worn.

<b>Table 4-4. Men's and Women's Golf Shirt/Summer Uniform</b>		
<b>L I N E</b>	<b>Item</b>	<b>Wear Instructions/Materials</b>
1	Slacks/Trousers	Commercial slacks/trousers in medium gray color, full cut, straight hanging, with or without pleats, with or without cuffs. Cotton/twill weave trousers are authorized (no jeans).
2	Shirt	There are three golf shirts approved for wear. A dark blue knit shirt with embroidered CAP seal on the right breast and embroidered name and aeronautical rating or specialty badge on the left breast; a dark blue knit shirt with embroidered seal on the right breast, without the name or rating on left breast; and a dark blue knit shirt with the CAP seal screen printed in white lettering on left breast. Shirt must be worn tucked in by men unless heat conditions on the flight line require additional air circulation. Women may wear the shirt out of slacks but shirt length must not fall below mid-hips.

<b>Table 4-4. Men's and Women's Golf Shirt/Summer Uniform</b>		
<b>L I N E</b>	<b>Item</b>	<b>Wear Instructions/Materials</b>
3	Belt	Must be worn with skirt or trousers/slacks with belt loops. Plain civilian black belt with conservative non-decorative type gold or silver buckle, not to exceed 2 inches, will be worn.
4	Footwear	Men: Black shoes or dress boots (plain, black, commercial design without ornamentation such as buckles or straps) with black or dark blue socks. Women: Either black tailored pumps, plain black oxfords or black leather loafers with off-black hose, neutral nylon hose, dark blue or black socks, as appropriate. Dress boots (plain, black, commercial design without ornamentation such as buckles, bows, or straps) with heels of a height suitable to the individual but not higher than 2 1/2 inches (measured from inside sole of the boot to the end of heel lift).
5	Accessories	Men: Articles such as wallets, pencils, pens, watch chains, fobs, pins, jewelry, handkerchiefs, combs, cigars, cigarettes, pipes, and sunglass cases will not be worn or carried exposed on the uniform. Wear of earrings, ornamentation on eyeglass lenses, or visible ornaments around the neck are prohibited while in uniform. Women: Pencils, pens, pins, handkerchiefs, and jewelry will not be worn or carried exposed on the uniform. One small spherical (ball), conservative, diamond, gold, white pearl, or silver pierced, or clip earring per earlobe and the earring worn in each earlobe must match. Earring should fit tightly without extending below the earlobe. ( <b>EXCEPTION:</b> Connecting band on clip earrings.) Other visible ornaments around the neck or on the head, ornamentation on eyeglass lenses, and ankle bracelets are prohibited. Handbags should be plain, conservative black or navy blue with or without shoulder strap. Should not exceed 13 x 9 x 4 1/2 inches deep.
6	Undergarments	Appropriate undergarments will be worn.
7	Outergarments	Appropriate civilian outerwear is authorized including the light blue windbreaker with the CAP seal on the right breast. Headgear is not required but the CAP baseball cap may be worn.

<b>Table 4-5. Men's and Women's CAP Blue Flight Suit and Blue Flight Jacket</b>		
<b>L I N E</b>	<b>Item</b>	<b>Wear Instructions/Materials</b>
1	Flight Suit	CAP flight crews may wear royal blue NOMEX. This flight suit will be worn with the same badges and devices prescribed for the AF-style flight suit. Available only from CAPMart.
2	Flight Jacket	The blue flight jacket is the suggested outer garment for wear with the blue CAP flight suit. If grade insignia is worn, it will be the same type worn on flight suit and the CAP command patch will be worn. The member has the option of wearing the same patches on the flight jacket as worn on the flight suit. Available only from CAPMart. Appropriate civilian outer garments may also be worn.
3	Footwear	Any style plain black shoe or boot may be worn. No western style boots (Ropers and Wellingtons are acceptable). For safety reasons, mesh style boots are not recommended with flying clothing.
4	Undergarments	White T-shirt is authorized. All appropriate underwear will be worn.
5	Socks	Plain black socks or neutral hose are to be worn.
6	Headgear	Flight cap or CAP baseball cap for both male and female.
7	Outer garments	Any civilian outer garment may be worn including the blue flight jacket.

<b>Table 4-6. Men's and Women's CAP Utility Uniform</b>		
<b>L I N E</b>	<b>Item</b>	<b>Wear Instructions/Materials</b>
1	CAP Utility Uniform	Dark blue, flight suit style, worn with same CAP badges and devices prescribed for the AF-style flight suit. No military badges or devices are authorized on this uniform. The CAP Command patch, American flag patch and leather name patch must be purchased separately.
2	Footwear	Any type plain black shoe, boot or loafer.
3	Undergarments	White T-shirt is authorized. All appropriate underwear will be worn.
4	Socks	Black socks or neutral hose.
5	Headgear	Headgear is not required, but the CAP baseball cap may be worn.
6	Outer garments	Since the utility uniform is uniquely CAP and is not a USAF clothing item, any type cold weather outer garment may be worn including the blue flight jacket.

<b>Table 4-7. Men's and Women's CAP Field Uniform</b>		
<b>L I N E</b>	<b>Item</b>	<b>Wear Instructions/Materials</b>
1	CAP Field Uniform shirt	Dark blue, BDU-style, cotton; single-breasted with four bellow pockets with flaps; straight-cut bottom, sleeve tabs, and take-up tabs on the side. Long sleeves may be rolled up; if rolled up, will touch or come within 1 inch of forearms when arm is bent at a 90-degree angle; may be removed in the immediate work area. When removed, T-shirt will be worn. A summer weight shirt is also authorized, but shirt and trousers must match.
2	Trousers	Dark blue, cotton, with button front closure, and six pockets. Trousers may be bloused over combat boots. If not bloused, drawstring at the bottom of trouser leg should be removed. Summer weight trousers are also authorized, but shirt and trousers must match.
3	Belt	Any plain dark blue or black woven cotton web belt may be worn.
4	Footwear	Any type plain black shoe or boot may be worn.
5	Socks	Plain black socks, white socks may be worn with boots.
6	Headgear	Headgear is not required, but the CAP baseball cap and dark blue BDU cap may be worn. If the dark blue field jacket is worn, the CAP baseball cap or dark blue BDU cap must be worn.
7	T-Shirt	Plain white t-shirt must be worn.
8	Outergarments	Since the field uniform is uniquely CAP and is not a USAF clothing item, any type cold weather outergarment may be worn. A dark blue field jacket is available and authorized for wear. If worn, the same accouterments worn on the field uniform shirt will be worn. An orange safety vest is authorized in wooded areas for safety reasons.

<b>Table 4-8. CAP Distinctive Uniform Equivalents to USAF-Style Uniform</b>		
<b>L I N E</b>	<b>CAP Distinctive Uniform</b>	<b>USAF-Style Uniform Equal</b>
1	Utility Uniform/Field Uniform	Battle Dress Uniform (BDU)
2	Blazer Uniform	Service Dress Uniform
3	Blazer Semiformal Uniform (without nameplate) Appropriate civilian attire is recommended for females.	Mess Dress (Senior Members), Semiformal (Cadets) or Civilian Formal Wear
4	Aviator Shirt with Epaulets	AF-style light blue shirt
5	Knit Shirts	AF-style light blue shirt (unless otherwise specified)
6	Blue Flight Suit	Green Flight Suit
7	Blue Flight Jacket	Green Flight Jacket

THIS PAGE INTENTIONALLY LEFT BLANK



## CHAPTER 5 – AWARDS AND DECORATIONS

**5-1. Wear of Awards and Decorations.** Awards and decorations prescribed by CAPR 39-3, *Award of CAP Medals, Ribbons, and Certificates*, will be worn only by CAP members for whom they have been authorized and only on those uniforms outlined below. Figure 5-1 outlines the proper arrangement and placement on service uniforms. Ribbons and medals will not be worn on the utility uniform, field uniform, CAP blazer (exception one miniature medal may be worn on the semiformal blazer uniform), battle dress uniform, flight suits, and in no case will they be worn on the overcoat, raincoat, all-weather coat, or lightweight blue jacket.

**5-2. When Awards and Decorations are Worn.** Ribbons are mandatory with the USAF service dress and the semiformal uniforms. They are optional with all other service uniforms and the aviator shirt. No military awards or decorations may be worn on the aviator shirt. NOTE: All ribbons and devices worn by senior members must fall below the top notch of the collar on the service coat or the bottom tip of the collar of AF-style shirts/blouses worn as outer garments. Miniature medals are mandatory with the mess dress uniform (men and women). One miniature medal may be worn on the semiformal blazer uniform.

**5-3. Order of Precedence.** The order of precedence for cadet ribbons is shown in Table 5-1. The order of precedence for senior member ribbons is shown in Table 5-2. The ribbon with the highest precedence will be placed nearest to the lapel on the top row; other ribbons will follow in the proper order of precedence from right to left. The numbers on the ribbons in Figure 5-1 show the order of arrangement.

**5-4. Military Service Awards.** Military service ribbons may be worn on the CAP AF-style uniform provided they were awarded in writing by competent military authority. Awards of the Air Force, Army, Navy, Marine Corps, or Coast Guard will be worn in the order prescribed by the awarding service, subject to the following: In all cases of relative priority, Air Force awards will take precedence. See Table 5-3. Awards for wars, campaigns, expeditions etc., will be worn in chronological sequence.

**a.** Three JROTC/ROTC ribbons awarded by military departments may be worn following all other ribbons (except foreign ribbons) while the member concerned is participating in the JROTC/ROTC program. When the member is no longer participating in the JROTC/ROTC program, JROTC/ROTC ribbons will be removed.

**b.** Foreign decorations are so many and so varied, the number and combinations that may be worn will not be prescribed; however, good taste and judgment should prevail. Only those decorations that have been duly approved by Congress for acceptance and wear by the individual may be worn.

**5-5. Shoulder Cords.** Shoulder cords may be worn by cadets only to denote special honor positions or may be authorized by the wing commander for special purpose activities (see Table 1-4). Not more than one shoulder cord will be worn at one time, and it will be worn on the left shoulder (Figure 5-2). Shoulder cords may be worn by cadets at all times. Shoulder cords will be worn along the shoulder seam and fastened from the underneath, inside the shirt.

**5-6. Miniature Medals.** Miniature medals are authorized for all US military decorations and service medals except for the Medal of Honor. Miniature medals are authorized for all CAP decorations and are required on the mess dress uniform and one medal may be worn on the semiformal blazer uniform. Medals will be arranged as prescribed by Figure 5-7 with the medal of the highest precedence nearest the lapel on the top row from right to left. The order of precedence for the medals is the same as for the ribbons.

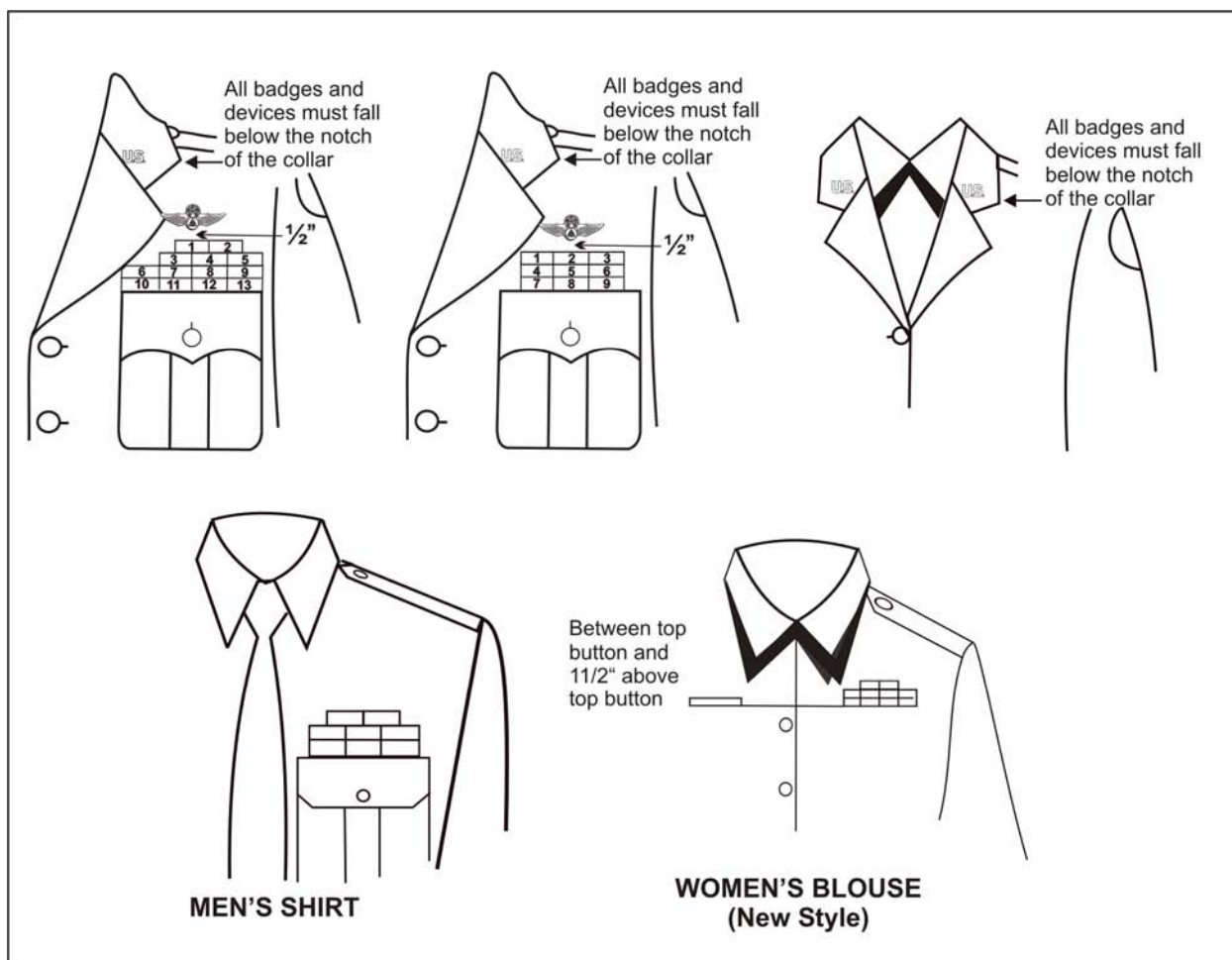


Figure 5-1. Arrangement and Placement of Ribbons

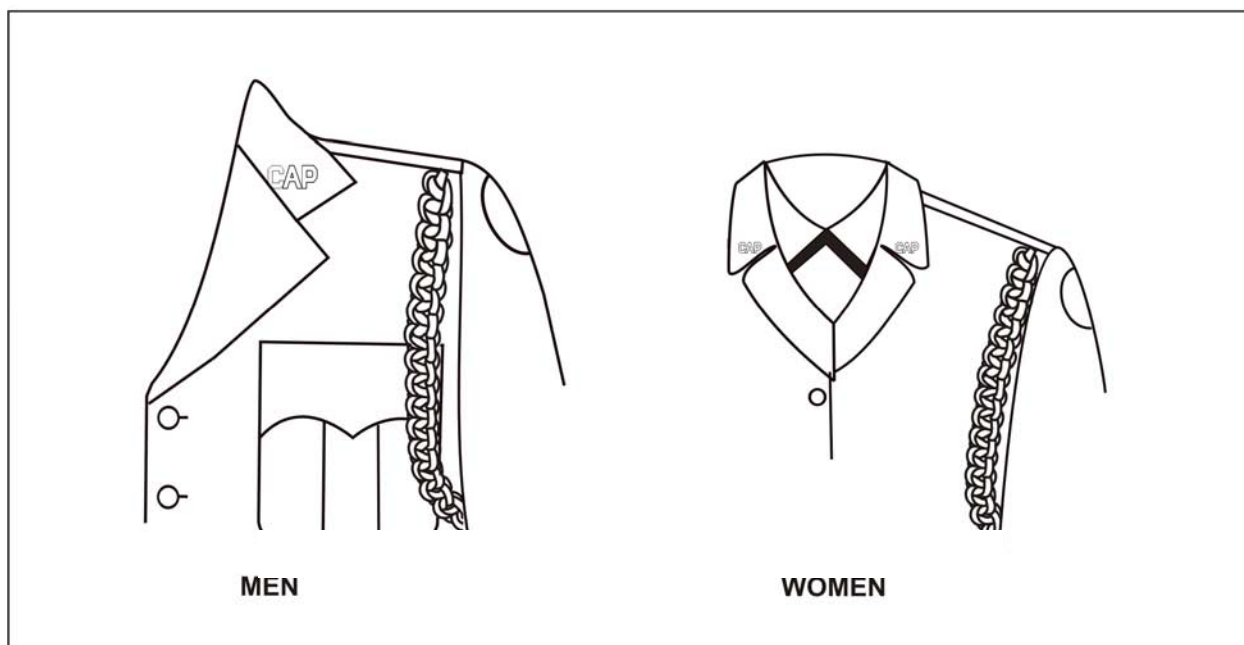


Figure 5-2. Shoulder Cords

<b>Table 5-1. Cadet Ribbons - Order of Precedence</b>		
1 U.S. Military Decorations (Worn in order of precedence)	2. Silver Medal of Valor	3. Bronze Medal of Valor
4. Distinguished Service Medal	5. Exceptional Service Award	6. Meritorious Service Award
7. Commander's Commendation Award	8. Certificate of Recognition for Life Saving	9. Unit Citation Award
10. Spaatz Award	11. Eaker Award	12. Earhart Award
13. Mitchell Award	14. Armstrong Achievement	15. Goddard Achievement
16. Doolittle Achievement	17. Lindbergh Achievement	18. Rickenbacker Achievement
19. Wright Brothers Award	20. Mary Feik Achievement	21. Arnold Achievement
22. Curry Achievement	23. Air Force Association Award to Unit Cadet of the Year	24. Air Force Sergeants Association Award to Unit Cadet NCO of the Year
25. VFW Award for Unit Cadet Officer of the Year	26. VFW Award for Unit Cadet NCO of the year	27. Red Service Ribbon
28. Rescue "Find" Ribbon	29. Search and Rescue Ribbon	30. Disaster Relief Ribbon
31. Community Service Ribbon	32. IACE Ribbon	33. National Drill Competition Ribbon
34. National Color Guard Competition Ribbon	35. Cadet Advisory Council Ribbon	36. Cadet Special Activities Ribbon
37. Encampment Ribbon	38. Cadet Recruiter Ribbon	39. JROTC/ROTC Ribbons (Worn ONLY while participating in an active JROTC/ROTC program. A maximum of 3 JROTC/ROTC ribbons may be worn)

1. US Military Decorations (Worn in order of precedence)	2. Silver Medal of Valor	3. Bronze Medal of Valor
4. Distinguished Service Medal	5. Exceptional Service Award	6. Meritorious Service Award
7. Commander's Commendation Award	8. Certificate of Recognition for Lifesaving Award	9. Unit Citation Award
10. Gill Robb Wilson Award (Level V)	11. National Commander's Citation (Earned prior to 1 Jan 78)	12. Paul E. Garber Award (Level IV)
13. Grover Loening Award (Level III)	14. Leadership Award (Specialty Training)	15. Membership Award (Level I)
16. A. Scott Crossfield Award	17. Brig Gen Chuck Yeager Award	18. Falcon Award (Earned prior to 1 Jul 79) or highest cadet achievement ribbon earned
19. Command Service Ribbon	20. Red Service Ribbon	21. Search "Find" Ribbon
22. Air Search and Rescue Ribbon	23. Counterdrug Ribbon	24. Disaster Relief Ribbon
25. Cadet Orientation Pilot Ribbon	26. IACE Ribbon	27. National Drill Team Competition Ribbon
28. National Cadet Color Guard Competition Ribbon	29. National Cadet Special Activities Ribbon	30. Encampment Ribbon
31. Senior Recruiter Ribbon	32. War Time Service Ribbon	33. ROTC Ribbons
34. Coastal Patrol	35. Liaison Patrol	36. Tow-Target & Tracking
37. Courier	38. Forest Patrol	39. Missing Aircraft
40. World War II Service	41. Foreign Decorations	

**NOTES:**

1. CAP Wartime Service Ribbons (Coastal Patrol, Liaison Patrol, Tow-Target & Tracking, Courier, Forest Patrol, and Missing Aircraft) must have been earned between February 1942 and July 1945.
2. ROTC Ribbons are worn ONLY while participating in an active ROTC program.
3. World War II Service Ribbon is for cadets and senior members that served during the period 7 December 1941 through 2 September 1945.

<b>Table 5-3. Order of Precedence for Wear of US Military Awards and Decorations on the CAP AF-style Uniform (all are worn above the CAP ribbons)</b>		
1. Medal of Honor	2. Air Force Cross	3. Distinguished Service Cross
4. Navy Cross	5. Defense Distinguished Service Medal	6. Distinguished Service Medal
7. Silver Star	8. Defense Superior Service Medal	9. Legion of Merit
10. Distinguished Flying Cross	11. Airman's Medal	12. Soldier's Medal
13. Navy-Marine Corps Medal	14. Coast Guard Medal	15. Bronze Star Medal
16. Purple Heart	17. Defense Meritorious Service Medal	18. Meritorious Service Medal
19. Air Medal	20. Aerial Achievement Medal	21. Joint Service Commendation Medal
22. Air Force Commendation Medal	23. Army Commendation Medal	24. Navy Commendation Medal
25. Coast Guard Commendation Medal	26. Joint Service Achievement Medal	27. Air Force Achievement Medal
28. Army Achievement Medal	29. Navy Achievement Medal	30. Combat Action Ribbon
31. Distinguished/Presidential Unit Citation	32. Navy Presidential Unit Citation	33. Joint Meritorious Unit Citation
34. Air Force Outstanding Unit Award	35. Air Force Organizational Excellence Award	36. Prisoner of War Medal
37. Valorous Unit Award	38. Navy Unit Commendation	39. Coast Guard Unit Commendation
40. Meritorious Unit Commendation (USA/USN/CG)	41. Navy "E" Ribbon	42. United States Nonmilitary Decorations
43. Combat Readiness Medal	44. Air Force Good Conduct Medal	45. Good Conduct Medal
46. Navy Good Conduct Medal	47. Marine Corps Good Conduct Medal	48. Coast Guard Good Conduct Medal
49. Air Reserve Forces Meritorious Service Medal	50. Army Reserve Component Achievement Medal	51. Naval Reserve Meritorious Service Medal
52. Selected Marine Corps Reserve Medal	53. Coast Guard Reserve Good Conduct Medal	54. Outstanding Airman of the Year Ribbon
55. Air Force Recognition Ribbon	56. China Service Medal	57. American Defense Service Medal
58. Women's Army Corps Service Medal	59. WWII Theater Campaign Medals	60. World War II Victory Medal

<b>Table 5-3. Order of Precedence for Wear of US Military Awards and Decorations on the CAP Uniform (all are worn above the CAP ribbons)</b>		
61. Occupation Medal (Navy/Army)	62. Medal for Humane Action	63. National Defense Service Medal
64. Korean Service Medal	65. Antarctica Service Medal	66. Armed Forces Expeditionary Medal
67. Vietnam Service Medal	68. Southeast Asia Service Medal	69. Armed Forces Service Medal
70. Military Outstanding Volunteer Service Medal	71. Humanitarian Service Medal	72. Air Force Overseas Ribbon
73. Army Overseas Ribbon	74. Sea Service Deployment Ribbon (Navy/Marine)	75. Coast Guard Special Operations Service
76. Coast Guard Sea Service	77. AF Longevity Service Award Ribbon	78. Reserve Medals (Armed Forces/Navy and Marine Corps)
79. NCO Professional Military Education Graduate Ribbon	80. Army NCO Professional Development Ribbon	81. USAF BMT Honor Graduate Ribbon
82. Coast Guard Reserve Honor Graduate Ribbon	83. Small Arms Expert Marksmanship Ribbon	84. Navy Pistol Shot Medal
85. Air Force Training Ribbon	86. Army Service Ribbon	87. Philippine Defense Ribbon
88. Philippine Liberation Ribbon	89. Philippine Independence Ribbon	90. Merchant Marine Combat Bar
91. Merchant Marine War Zone	92. Foreign Decoration	93. Philippine Presidential Unit Citation
94. Republic of Korea Presidential Unit Citation	95. Other Foreign Unit Citations	96. United Nations Service Medal
97. United Nations Medal	98. NATO Medal	99. Multilateral Organization Awards
100. Republic of Vietnam Campaign Medal	101. Kuwait Liberation Medal (Kingdom of Saudi Arabia)	102. Kuwaiti Kuwait Liberation Medal
103. Foreign Service Medals		

<b>Table 5-4. Arrangement of Ribbons on Service Uniforms</b>			
<b>Rule</b>	<b>If the number of ribbons authorized is</b>	<b>and the coat lapel covers portions of the ribbons</b>	<b>then see note and wear ribbons in</b>
1	1, 2, or 3	No	A single row.
2	4 thru 6	Yes	Multiples of 3 or 4, centering any remaining ribbons on the top row.
3	4 thru 9	No	Multiples of 3 or 4, centering any remaining ribbons on the top row.
4	7 thru 9	Yes	Multiples of 3 or 4 in two bottom rows, but to prevent coat lapel from covering ribbons, each row thereafter may contain less than three, with top row centered over the row immediately below.
5	10 or more	No	Multiples of 3 or 4, with any remaining ribbons centered over the row immediately below.
6	10 or more	Yes	Multiples of 3 or 4 in at least the two bottom rows; to prevent coat lapel from covering ribbons, each additional row may contain less than three or four, with top row centered over the row immediately below.

**NOTES:**

1. Ribbons will always be placed on wearer's left with bottom row resting on, but not over, top edge of left welt or pocket. When worn in rows of three, ribbons will be centered above the pocket between the left and right pocket edges. Only to prevent the service coat lapel from covering the ribbons, additional rows of ribbons containing less than three may be aligned with the left ribbon edge. The top row of ribbons will be centered over the row immediately below. When worn in rows of four, left edge of the ribbons may be aligned with the left edge of the welt or pocket or centered above the left welt or pocket. Only to prevent the service coat lapel from covering the ribbons, additional row of ribbons containing less than four may be aligned with the left welt or pocket edge with the top row of ribbons centered over the row immediately below. There will be no space between the rows of ribbons.
2. Wear a maximum of four devices on each ribbon. Place silver devices to the wearer's right of bronze devices. Replace the bronze device with a silver device after receipt of the fifth bronze device.
3. If all authorized devices do not fit on a single ribbon, wear a second ribbon. Wear a minimum of three devices on the first ribbon before wearing a second ribbon. When wearing the second ribbon, place after the initial ribbon. It counts for one award. When future awards reduce device to a single ribbon, remove the second ribbon.

<b>Table 5-5. Arrangement of Miniature Medals by Rows (See NOTE)</b>											
<b>R U L E</b>	<b>If number of medals worn is</b>	<b>then the number of medals in each row is</b>									
		<b>with holding bar</b>				<b>with mounting bar (optional)</b>					
		Bottom	2 <sup>nd</sup>	3 <sup>rd</sup>	4 <sup>th</sup>	Bottom	2 <sup>nd</sup>	3 <sup>rd</sup>	4 <sup>th</sup>	5 <sup>th</sup>	6 <sup>th</sup>
1	1 thru 5					1-4	1				
2	6	6				4	2				
3	7	7				4	3				
4	8	4	4			4	4				
5	9	5	4			4	4	1			
6	10	5	5			4	4	2			
7	11	6	5			4	4	3			
8	12	6	6			4	4	4			
9	13	7	6			4	4	4	1		
10	14	7	7			4	4	4	2		
11	15	5	5	5		4	4	4	3		
12	16	6	5	5		4	4	4	4		
13	17	6	6	5		4	4	4	4	1	
14	18	6	6	6		4	4	4	4	2	
15	19	7	6	6		4	4	4	4	3	
16	20	7	7	6		4	4	4	4	4	
17	21	7	7	7		4	4	4	4	4	1
18	22	6	6	5	5	4	4	4	4	4	2
19	23	6	6	6	5	4	4	4	4	4	3
20	24	6	6	6	6	4	4	4	4	4	4
21	25	7	6	6	6						
22	26	7	7	6	6						
23	27	7	7	7	6						
24	28	7	7	7	7						

**NOTE:** When fewer than five miniature medals are worn, all will be fully exposed. If more than four are worn on one row, each medal will equally overlap the medal to the left but the overlap will not exceed 50%; the medal nearest the lapel will be fully exposed. Upper rows will be placed to cover approximately 50% of the ribbon portion of the medals in the row below.



## CHAPTER 6 – INSIGNIA, BADGES, AND DEVICES

### SECTION A - GRADE INSIGNIA

**6-1. Wear of Grade Insignia.** Cadet and senior member officer grade insignia will be worn on those uniform items listed in Table 6-1. Cadet NCOs and airman chevrons will be worn on the right lapel/collar. CAP senior members who hold NCO and airmen grades may wear cloth chevrons sewn on the sleeve or gray epaulet sleeves with embroidered chevrons. Illustrations of grade insignia and the proper placement on the uniform are shown in the figures indicated in Table 6-1.

<b>Table 6-1. Wear of Grade Insignia (Senior Members and Cadet Officers)</b>					
<b>R U L E</b>	<b>If the uniform item worn is</b>	<b>then the size of the senior member officer grade insignia is</b>	<b>and placement illustrations are shown in Figure</b>	<b>and the size of the cadet officer grade insignia is</b>	<b>and placement illustrations are shown in Figure</b>
1	Blue Service Coat (Men and Women)	Embroidered on epaulet sleeve (see note 1)	6-1	Regular (metal) on shoulder boards	6-8
2	Light Blue Shirt With Short or Long Sleeves (Men and Women)	Embroidered on epaulet sleeve	6-1	Miniature (metal) on epaulet sleeve	6-9
3	Lightweight Blue Jacket (Men and Women)	Embroidered on epaulet sleeve	6-1	Regular on epaulets (see note 6)	6-7
4	Sweaters (Pullover and Cardigan)	Embroidered on epaulet sleeve	6-1	Miniature (metal) on epaulet sleeve	6-9
5	Overcoat, All-weather Coat (Men and Women)	Embroidered on epaulet sleeve	6-1	Regular on epaulets (see note 6)	6-7
6	Raincoat	Embroidered on epaulet sleeve (see note 2)	6-1	Regular on epaulet (see note 6)	6-7
7	BDU (Fatigue) Shirt (Men and Women)	Regular (embroidered) on collar (see note 3)	6-2	Regular (embroidered) on collar	6-10
8	Field Jacket	Regular (embroidered) on epaulets (see note 3)	6-3	Regular (embroidered) on epaulets	6-11

<b>Table 6-1. Wear of Grade Insignia (Senior Members and Cadet Officers)</b>					
<b>R U L E</b>	<b>If the uniform item worn is</b>	<b>then the size of the senior member officer grade insignia is</b>	<b>and placement illustrations are shown in Figure</b>	<b>and the size of the cadet officer grade insignia is</b>	<b>and placement illustrations are shown in Figure</b>
9	Mess Dress Jacket (Men)	Officers: Regular blue shoulder boards NCOs: 4-inch sleeve chevrons (see note 4)		Not worn	
10	Mess Dress Jacket (Women)	Officers: Miniature blue shoulder boards NCOs: 3, 3 1/2, or 4-inch sleeve chevrons (see note 4)		Not worn	
11	Utility Uniform	Plastic on the shoulder		Cadets do not wear grade insignia on this uniform	
12	Field Uniform	Shirt: Regular (embroidered) on collar (see note 5) Field Jacket: Regular (embroidered) on epaulet	6-2	Shirt: Regular (embroidered) on collar (see note 5) Field Jacket: Regular (embroidered)	6-10
13	Aviator Shirt	Embroidered on epaulet sleeve		Not Worn	
14	Flight Suit	Plastic on the shoulder		Cadets do not wear grade on flight suits	

**NOTES:**

1. Senior members who hold NCO grades wear chevrons on the sleeve shown in Figure 6-4.
2. Senior member NCOs and Airmen wear regular size chevron on right collar and CAP cutouts on left collar.
3. Senior member NCOs and Airmen wear 3-, 3 1/2-, or 4-inch (women) or 4-inch (men) sleeve chevrons, centered on sleeve halfway between shoulder seam and elbow when bent at 90-degree angle.
4. Bullion flight officer grade insignia are worn on the mess dress shoulder boards.
5. Grade insignia is worn on both sides of the collar.
6. Cadet NCOs and Airmen will wear metal chevrons on the right collar/lapel of all uniforms as shown in Figure 6-6.

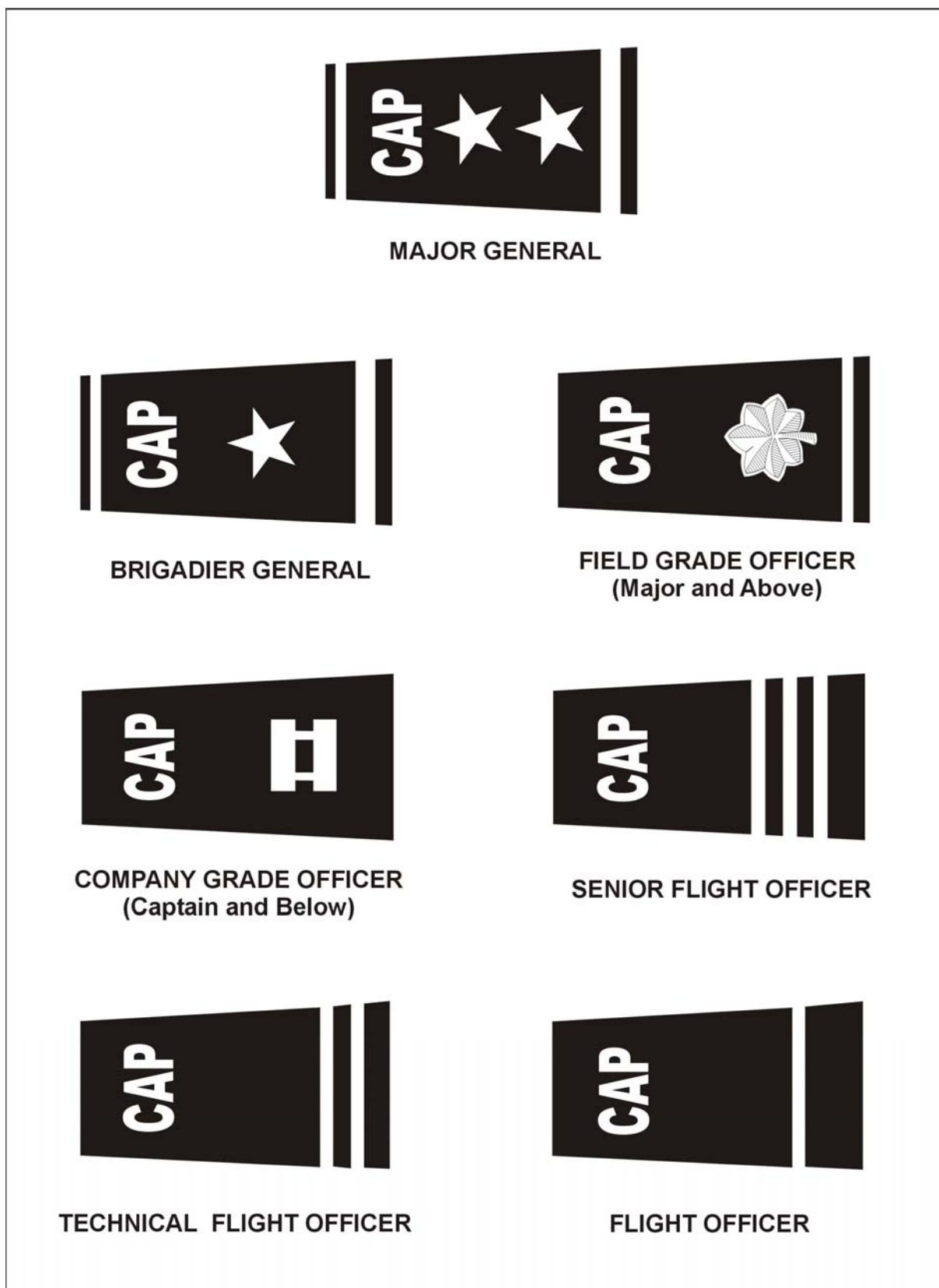
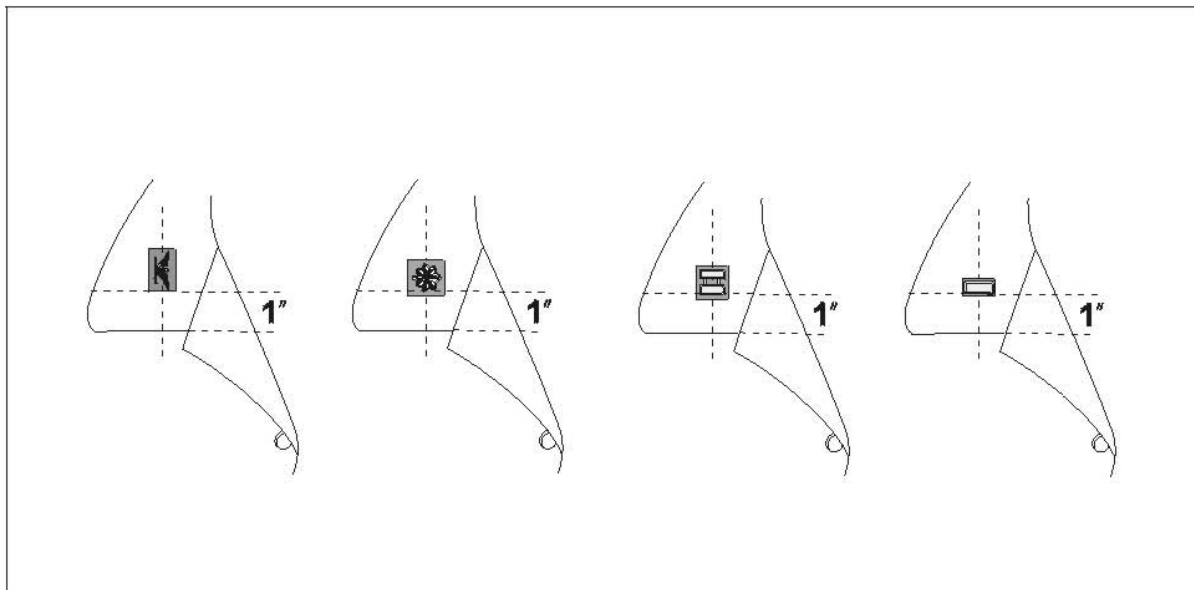
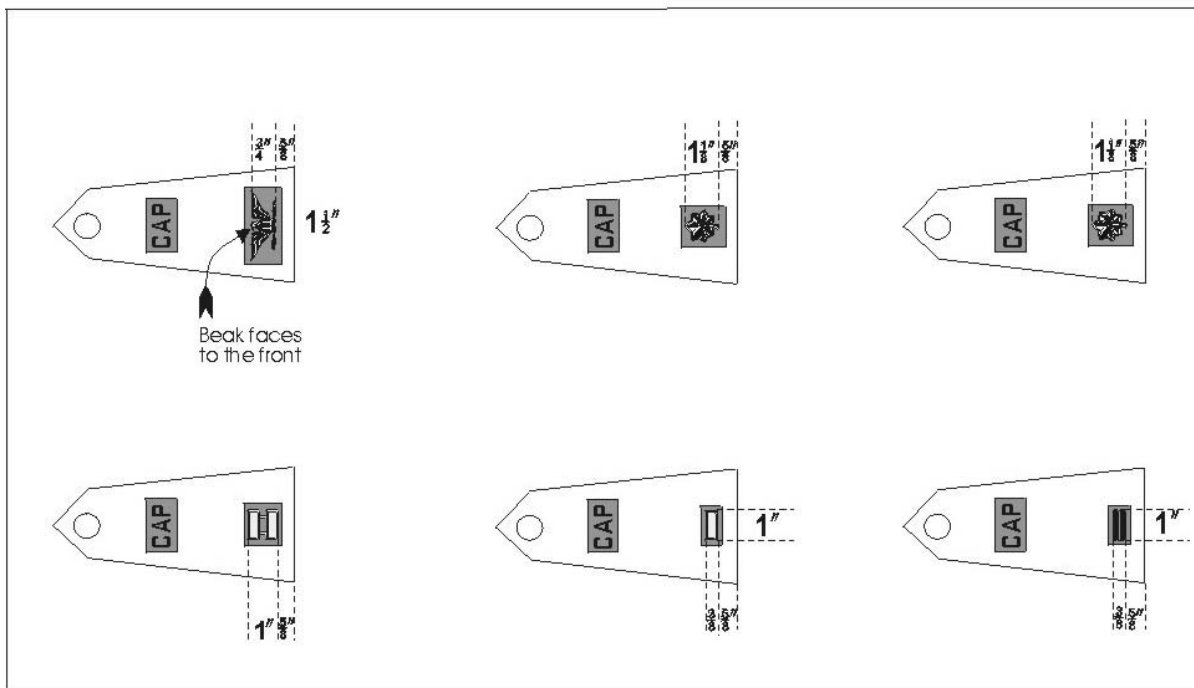


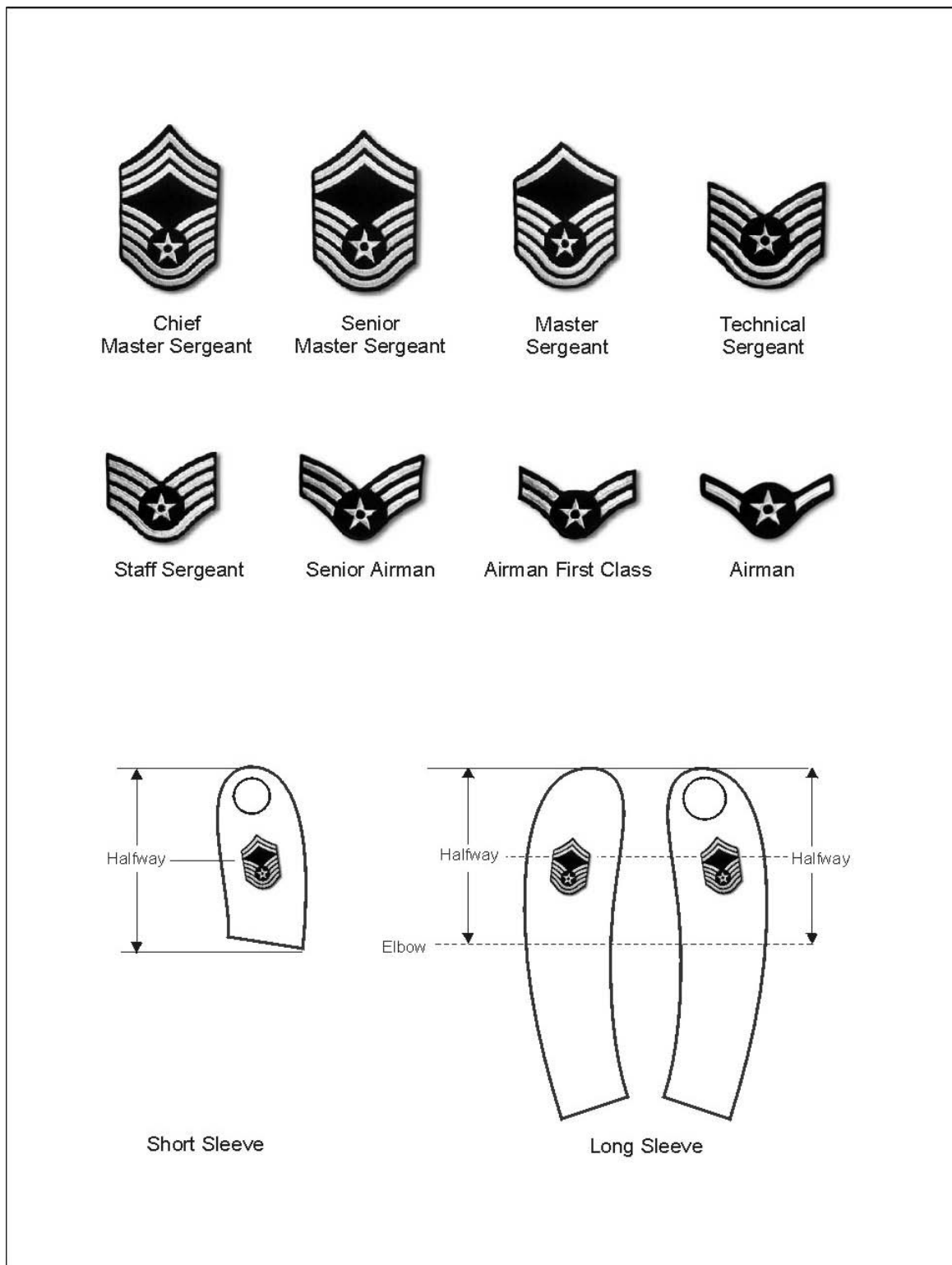
Figure 6-1. Senior Member Officer Gray Epaulet Sleeves



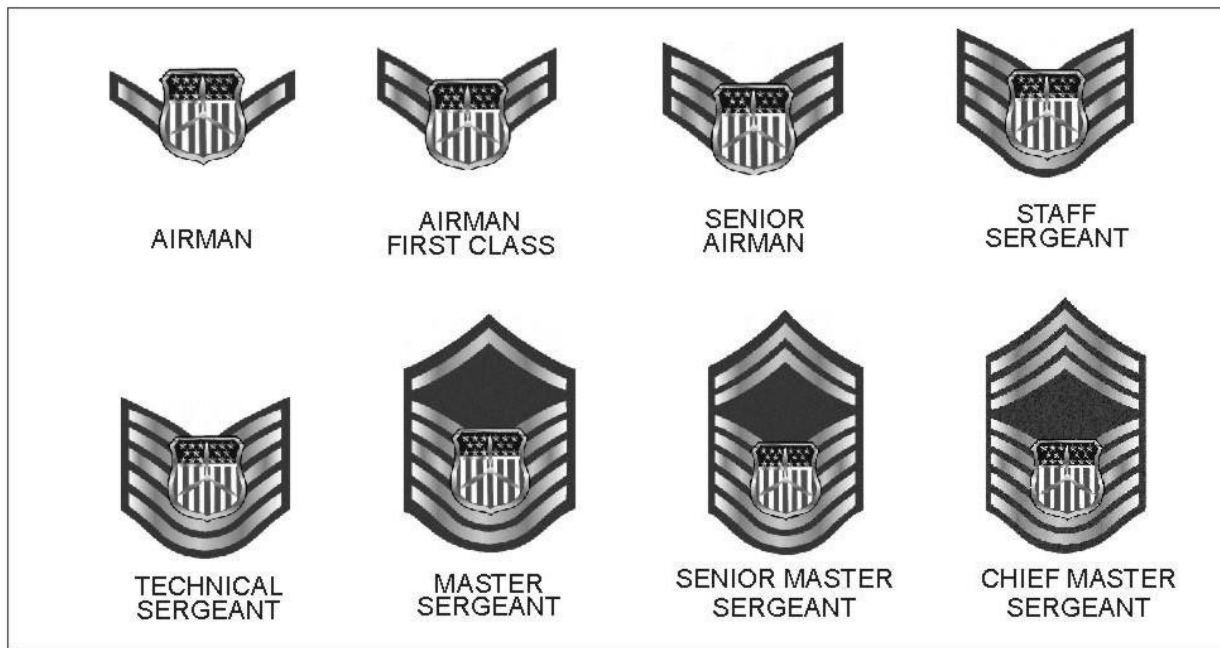
**Figure 6-2. Embroidered Senior Member Officer Grade Insignia on BDU and Field Uniform Collar (Men and Women)**



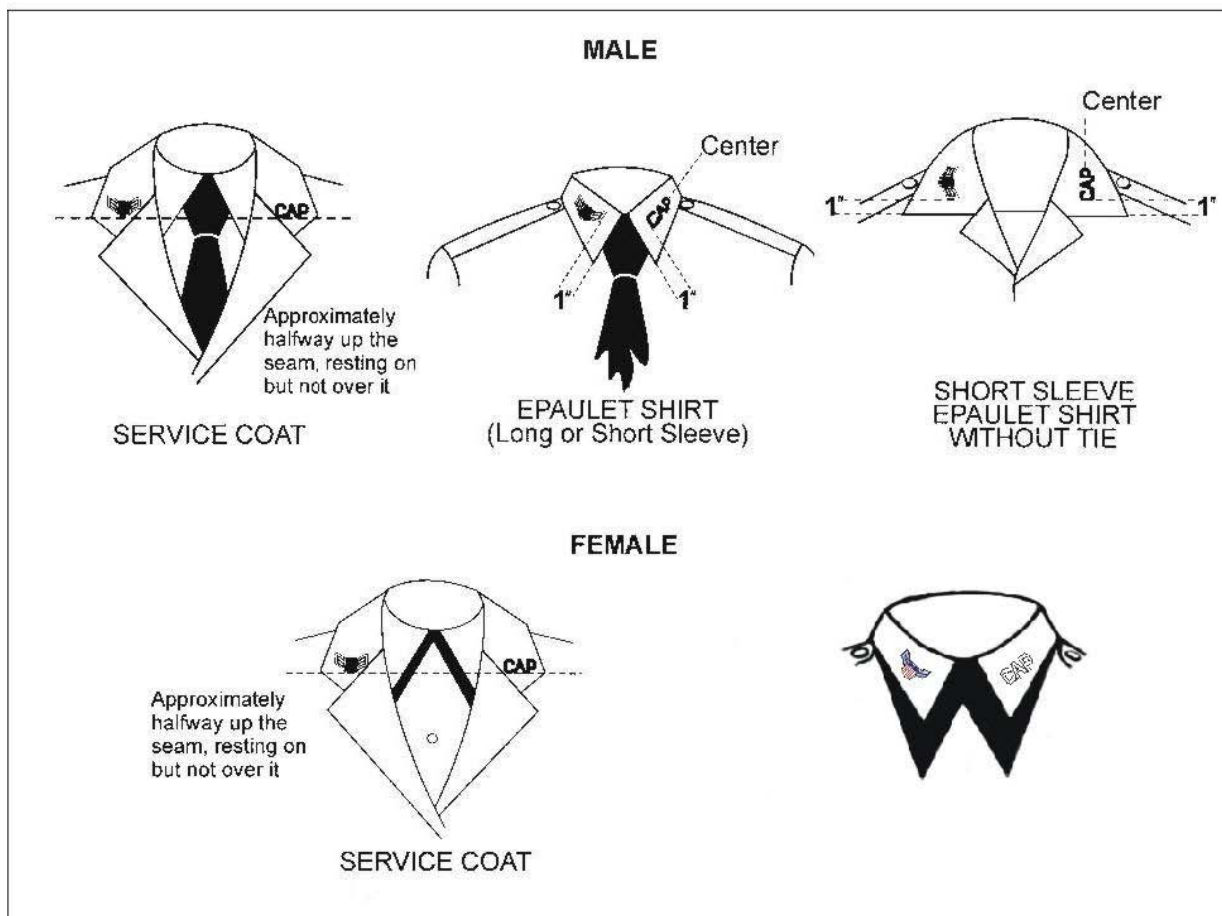
**Figure 6-3. Embroidered Senior Member Officer Grade Insignia on Epaulet of Field Jacket (Men and Women)**



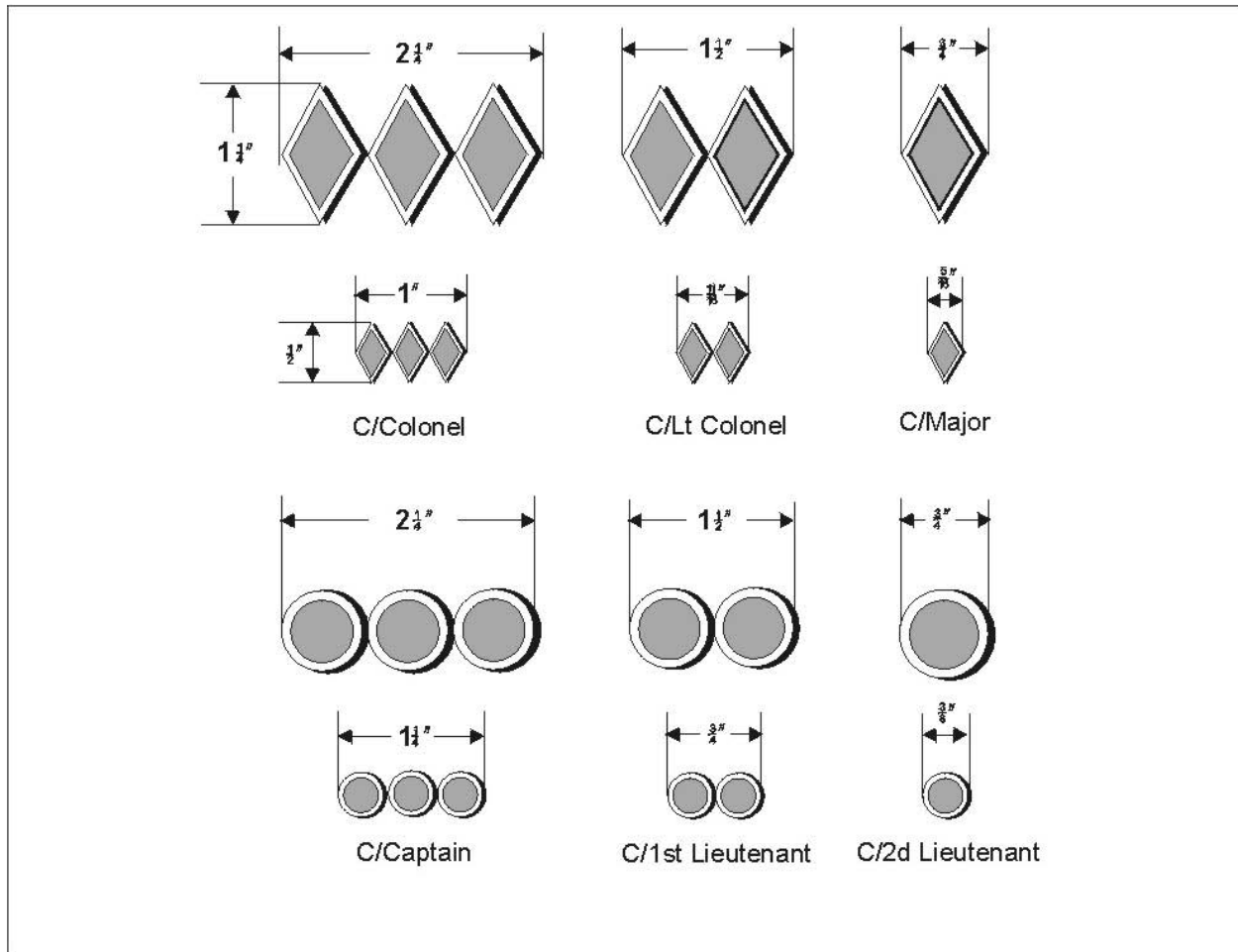
**Figure 6-4. Senior Member NCO and Airmen Grades**  
(May wear cloth chevrons or embroidered gray epaulet.)



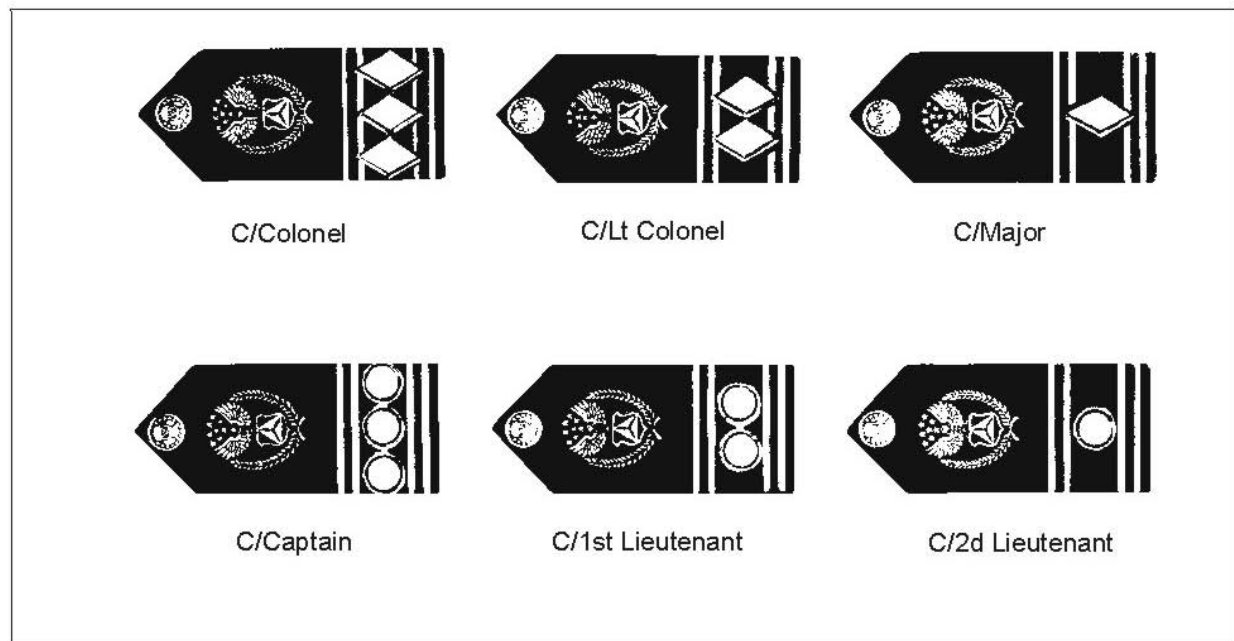
**Figure 6-5. Cadet NCO and Airman Grade Insignia**



**Figure 6-6. Placement of Cadet NCO and Airman Grade Insignia**



**Figure 6-7. Regular and Miniature Cadet Officer Grade Insignia**



**Figure 6-8. Placement of Cadet Officer Grade Insignia on Shoulder Boards**



Figure 6-9. Placement of Miniature Cadet Officer Grade Insignia on Epaulet Sleeve

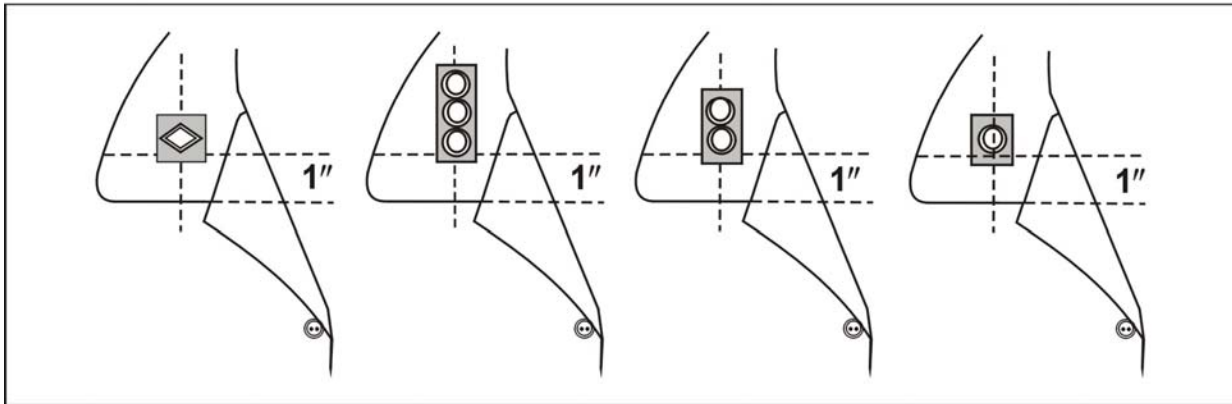


Figure 6-10. Cadet Officer Grade Insignia on Collar of BDUs and Field Uniforms

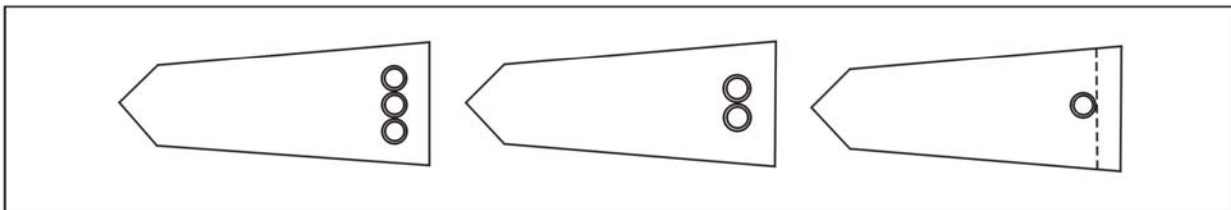


Figure 6-11. Cadet Officer Grade Insignia on BDU, Field Jacket Epaulet

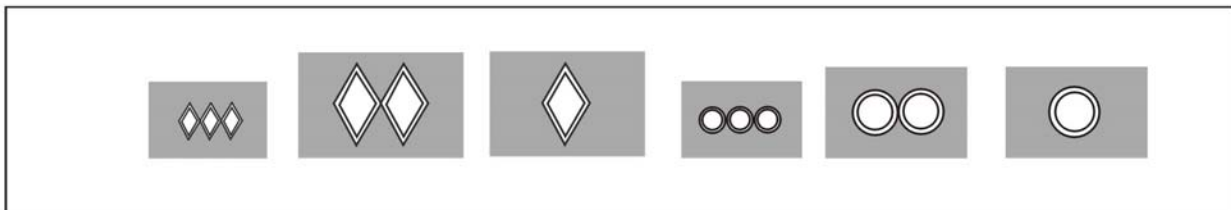


Figure 6-12. Cadet Officer Cloth Grade Insignia



## SECTION B - BADGES AND DEVICES

**6-2. Policy.** Only those CAP badges and devices described in this chapter will be worn on the CAP uniform. If at any time, more than one badge or device is authorized for wear in the same position on the uniform, the member will select one, to the exclusion of others, for wear in that position. Special badges or devices designed for specific purposes will be worn only for the duration of the special duty and will not be worn as a part of the regular uniform. A maximum of four badges/devices may be worn on the AF-style uniforms.

**6-3. Description and Proper Placement on the Service Dress Uniform.** Authorized badges, patches and devices and their proper placement on the uniform are outlined in Table 6-2. Illustrations are contained in the figures indicated. All badges and devices must be of a highly polished finish. NOTE: All ribbons, badges, and devices worn by senior members must fall below the notch of the collar on the service coat or the bottom tip of the collar of all shirts/blouses worn as outer garments. The maximum of four earned badges is authorized for wear on all blue service uniforms.

**6-4. Description and Proper Placement on the Blazer Uniform.** When wearing the blazer combination with the black nameplate, the CAP Crest or the National Board/National Executive Committee badge is worn in addition to the nameplate. Chaplains may wear the chaplain insignia 1/2 inch above the nameplate. When worn as a formal uniform the nameplate is removed and a single miniature medal may be added. See Chapter 4 for more information. Figure 6-21 illustrates the CAP Crest and black nameplate.

**6-5. Description and Proper Placement on the Aviator Shirt with Epaulets.** When wearing the aviator shirt the gray nameplate must also be worn. CAP ribbons, CAP aviation badge and one additional CAP badge may be worn (specialty insignia, specialty badge or command badge). No other badges or patches are authorized with this combination. See Chapter 4 for more information. Figure 6-16 illustrates the CAP aviation badges and Figure 6-17 illustrates the specialty insignia. Table 6-3 outlines the placement of these items.

**6-6. Description and Proper Placement on the BDU, Utility Uniform, Field Uniform and Flight Suits.** All white on blue insignia will have 1/8 inch of blue showing at the widest and tallest point of the insignia, except the Civil Air Patrol tape and the nametape. These two will be the width of the BDU or field uniform pocket. When placing multiple insignia in the same area, measure from the insignia to insignia not blue to blue. For more instructions see Chapters 2 and 4. Figures 6-2, 6-3, 6-10, 6-11, and 6-12 illustrate the white on blue grade insignia. Figures 6-16 through 6-20 illustrate the various insignia that may be worn on these uniforms. Table 6-4 outlines the placement of these items.

**6-7. US Military Badges.** CAP members may wear only the US military badges authorized for wear on the US Air Force uniform when earned through qualification and awarded by competent authority for service performed in any branch of the Armed Forces of the United States or its allies. The military badges authorized for wear on the CAP uniform and BDU are listed in Table 6-5. Before wearing any badge not listed in this table, contact National Headquarters/LMM for clarification. US Military badges are not authorized for wear on any of the CAP distinctive uniforms.

<b>Table 6-2. Authorized Badges and Devices, and Proper Placement on the Service Uniform</b>			
<b>ITEM</b>	<b>If a member wears the</b>	<b>then it will be worn</b>	<b>illustrated in Figure</b>
1	Lapel and Collar Insignia (CAP or U.S. Cutouts)	placed halfway up the lapel seam, resting on but not over it. Bottom of insignia is parallel with the ground.	6-13
2	Shoulder Patch (Wing/Region/National)	1/2 inch below the shoulder seam on the left sleeve of all coats, jackets, and shirts worn as outer garments and the pullover sweater. <b>EXCEPTION:</b> Shoulder patch is not worn on new-style service coat.	6-14
3	Headgear		
	Men	as shown in Figure 2-26.	2-27
	Women	as shown in Figure 2-28.	2-29
4	Nameplate		
	Men	on old-style coat and light blue AF-style shirt, worn resting on, but not over, top edge of right pocket centered between left and right edges. New style coat nameplate is worn centered on right breast with bottom parallel with bottom row of ribbons.	6-15
Women	on old-style coat, worn centered on right side between lapel and arm seam, 1 to 3 inches higher than top button. New style coat, worn centered on right breast with bottom parallel with bottom row of ribbons.  blouse: (pointed-collar) centered on right side even with or up to 1 1/2 inches higher or lower than the first exposed button parallel with ground.		
5	Aviation Badges		
	Civil Air Patrol (Awarded in accordance with CAPR 35-6.)	Men: Centered 1/2 inch above the left breast pocket; or 1/2 inch above the ribbons. Women: Centered 1/2 inch above top row of ribbons; when no ribbons are worn, the badges are positioned on the left side of the shirt/blouse or coat, parallel with the nameplate. If specialty insignia is worn, the aviation badge will be centered 1/2 inch above the specialty insignia. Either miniature or regular size badges may be worn on service coats, shirts, blouses, or mess dress but all must match.	6-16

<b>Table 6-2. Authorized Badges and Devices, and Proper Placement on the Service Uniform</b>			
<b>ITEM</b>	<b>If a member wears the</b>	<b>then it will be worn</b>	<b>illustrated in Figure</b>
	US Military Aviation Badge (Awarded in writing by competent authority.)	centered 1/2 inch above the pocket or ribbons on the left breast. CAP aviation badges are worn 1/2 inch above military badges.	
	Foreign Aviation Badge (Awarded in writing by foreign military authority.)	centered 1/2 inch above the pocket or ribbons on left breast. CAP aviation badges are worn 1/2 inch above other aviation badges.	
6	Specialty Insignia (Chaplain, Legal, Medical, EMT, Ground Team)	Men: centered 1/2 inch above the left breast pocket or 1/2 inch above ribbons. Women: centered 1/2 inch above top row of ribbons; when no ribbons are worn, positioned on the left side of the blouse or coat, 1/2 inch above imaginary row of ribbons. If the wearer is also authorized to wear a CAP aviation badge, the specialty insignia will be worn 1/2 inch beneath the wings, except the chaplain insignia which is worn above the aviation badge.	6-17
7	Specialty Badges Administrator's Badge Aerospace Education Badge (as authorized in CAPR 280-2) Cadet Programs Badge Communicator's Badge Emergency Services Badge (as authorized in CAPR 35-6) Finance Officer's Badge Historian's Badge Inspector's Badge Logistics Officer's Badge Moral Leadership Officer's Badge	Men: centered below the pocket flap on the left breast pocket of the service coat or shirt when worn as an outer garment. May also be worn centered on right breast of new style service coat 1/2 inch above nameplate.  Women: Service coat: centered 1 1/2 inches below top of welt pocket on left breast, and/or on right side centered between arm seam and lapel 1/2 inch above nameplate, and/or 1/2-inch above top row of ribbons. Old service coat: Centered 1/2 inch above top row of ribbons and/or 1/2 inch above nameplate on right breast. Blouses: Worn 1/2 inch above ribbons and/or 1/2 inch above name.	6-18

<b>Table 6-2. Authorized Badges and Devices, and Proper Placement on the Service Uniform</b>			
<b>ITEM</b>	<b>If a member wears the</b>	<b>then it will be worn</b>	<b>illustrated in Figure</b>
7 (Cont'd)	Operations Officer's Badge  Personnel Officer's Badge  Professional Development Badge  Safety Badge (as authorized in CAPR 62-1)	Men: centered below the pocket flap on the left breast pocket of the service coat or shirt when worn as an outer garment. May also be worn centered on right breast of new style service coat 1/2 inch above nameplate or centered on the right pocket of shirt.  Women: Service coat: centered 1 1/2 inches below top of welt pocket on left breast, and/or on right side centered between arm seam and lapel 1/2 inch above nameplate, and/or 1/2-inch above top row of ribbons. Old service coat: Centered 1/2 inch above top row of ribbons and/or 1/2 inch above nameplate on right breast. Blouses: Worn 1/2 inch above ribbons and/or 1/2 inch above name.	6-18
8	Model Rocketry Badge (as authorized in CAPM 50-20) (Cadets only)	centered below flap on left breast pocket (male and female).	6-21
9	National Board Badge  National Executive Committee (NEC) Badge	Men: centered below the pocket flap on the left breast pocket of the service coat, or shirt when worn as an outer garment. Mess dress jacket: worn 1/2 below last row of medals. Women: in same position as specialty badges (above the ribbons and beneath wings) on blouses. Worn on the left breast of new style service coat centered 1 1/2 inches below the top of welt pocket.	6-21
10	Command Badge (current squadron and group commanders only)	centered 1/2 inch above nameplate on right breast.	6-21
11	Junior National Rifle Association Marksmanship Badge (Earned in accordance with NRA program.) (Cadets only)	Men: with the top edge centered on the left pocket flap of the service coat or shirt when worn as an outer garment. Women: in the same position as specialty insignia (above the ribbons and beneath the wings).	
12	AFJROTC Patch (dual enrolled AFJROTC and CAP cadets who wear the same uniform for both programs)	centered 1/2 inch below the shoulder seam on the left sleeve of coats, jackets, shirts/blouses worn as outer garments and the pullover sweater with the CAP patch on the right sleeve.	6-20
13	Overseas Shoulder Patch (optional)	centered 1/2 inch below the shoulder seam on the left sleeve of coats, jackets, shirts/blouses worn as outer garments, and the pullover sweater.	6-20
14	US Military Badges and Devices	only those badges and devices authorized for wear on the Air Force uniform will be worn on the CAP uniform. Table 6-5 lists the most common badges	

<b>Table 6-2. Authorized Badges and Devices, and Proper Placement on the Service Uniform</b>			
<b>ITEM</b>	<b>If a member wears the</b>	<b>then it will be worn</b>	<b>illustrated in Figure</b>
		authorized. Before wearing any badge not listed in Table 6-5, contact National Headquarters/LMM for clarification.	
15	CAP Mess Dress Seal (enamel or bullion)	over the middle button on the right side of the mess dress jacket.	6-21
16	Tie Tack/Tie Bar	centered between bottom edge of knot and bottom (tip) of tie.	6-21

**NOTES:**

1. Miniature and regular size badges may be worn together; however, do not mix sizes of badges in the same category.
2. A maximum of four earned badges may be worn on all blue service uniforms. A maximum of two badges are worn on the left side of the uniform above ribbons, or welt of pocket if ribbons are not worn.

<b>Table 6-3. Authorized Badges and Devices, and Proper Placement on the Aviator Shirt Uniform</b>			
<b>ITEM</b>	<b>If a member wears the</b>	<b>then it will be worn</b>	<b>illustrated in Figure</b>
1	Namplate	centered above the right breast pocket. Only the 3-line gray nameplate will be worn.	6-15
2	CAP Aviation Badges (see note) (Awarded in accordance with CAPR 35-6.)	centered 1/2 inch above the left breast pocket. If specialty insignia is worn, the aviation badge will be centered 1/2 inch above the specialty insignia. Either miniature or regular size badges may be worn.	6-16
3	CAP Specialty Insignia (see Table 6-2 for list) (see note)	centered 1/2 inch above the left breast pocket. If aviation badge is worn, the specialty insignia will be centered 1/2 inch below the aviation badge. Either miniature or regular size badges may be worn. Only one specialty insignia may be worn.	6-17
4	Specialty Badges (see Table 6-2 for list) (see note)	centered on the left breast pocket. (Females have the option of wearing 1/2 inch above the pocket if they prefer. If aviation badge is worn, the specialty badge will be centered 1/2 inch below the aviation badge.) Only one specialty badge may be worn.	6-18
5	Command Badge (Current squadron and group commanders only)	centered 1/2 inch above the nameplate on right breast.	6-20

**NOTE:** The CAP aviation badge and one additional CAP badge for a maximum of two badges, may be worn.

<b>Table 6-4. Wear of Badges, Patches, and Devices on Flight Suits, BDUs, Utility Uniforms and Field Uniforms.</b>				
<b>ITEM</b>	<b>If an individual wears the</b>	<b>then it will be regular size</b>	<b>and it will be worn</b>	<b>and the following rules will be observed</b>
1	“Civil Air Patrol” Tape (ultramarine blue)	embroidered in white cotton thread	centered immediately above the left breast pocket on the BDU shirt, field uniform, BDU or dark blue field jacket.	Tape will be width of pocket with raw edges turned under.
2	Cloth Name Tape (ultramarine blue)	embroidered in white cotton thread	centered immediately above the right breast pocket of the BDU or field uniform shirt and BDU or dark blue field jacket.	Tape will be width of pocket with raw edges turned under.
3	CAP Command Patch	embroidered	utility uniform and CAP flight suit: on the right breast. USAF flight suit: centered in seamless area above the right breast pocket. Flight jacket: when grade insignia is worn, the Command Patch is worn in the corresponding area.	
4	CAP Aviation Badges (CAPR 35-6)	embroidered in white cotton thread	centered 1/2 inch above the cloth “Civil Air Patrol” tape worn over the left breast pocket of BDU, field uniform and BDU or dark blue field jacket.	Only one CAP aviation badge may be worn.
5	Specialty Insignia (Chaplain, Legal, Medical, EMT, Ground Team)	embroidered in white cotton thread	centered 1/2-inch above the cloth “Civil Air Patrol” tape worn over the left breast pocket of BDU, field uniform and BDU or dark blue field jacket, 1/2 inch below aviation badge. <b>EXCEPTION:</b> chaplain insignia is worn 1/2 inch above the aviation badge.	
6	Communications Patch	embroidered	centered on the lower portion of the left breast pocket between left and right edges and bottom of flap and pocket of BDU shirt, field uniform shirt	Worn by any member earning a rating in the Communications Specialty Track.

**Table 6-4. Wear of Badges, Patches, and Devices on Flight Suits, BDUs, Utility Uniforms and Field Uniforms.**

ITEM	If an individual wears the	then it will be regular size	and it will be worn	and the following rules will be observed
6 (Cont'd)			and BDU or dark blue field jacket.	
7	Cardiopulmonary Resuscitation (CPR) Patch (see note 1)	embroidered	centered on the lower portion of the left breast pocket between left and right edges and bottom of flap and pocket of BDU and field uniform shirt and BDU or dark blue field jacket.	May be worn only by members who have satisfactorily completed a training course in CPR techniques.
8	Emergency Services Patch	embroidered	BDU/field uniform: Centered 1/2 inch above the name tape on right breast. Flight suits/utility uniform: Centered on right breast pocket or corresponding position on CAP/Air Force-style flight suits. May also be authorized for wear on the front of baseball caps 1/2 inch above the visor.	Caps must be authorized by the wing /region commander.
9	Emergency Services Decal		centered on the front of the white helmet liner worn by members participating in emergency services missions.	Must be approved by wing/region commander
10	Organizational (Unit)Patch	embroidered	centered on the lower portion of the right breast pocket of BDU or field uniform shirt or BDU or dark blue field jacket between left and right edges and bottom of flap and pocket. (See note 2.)	Patch must be approved by wing commander
11	Boy Scouts of America Aviation Explorer Scout Patch		centered below the pocket flap on the right breast pocket of the BDU or field uniform shirt or BDU or dark blue field jacket.	Worn only by members of jointly chartered CAP/BSA cadet squadron only.
12	Model Rocketry Patch	embroidered	centered below the pocket flap on the right breast pocket of the BDU or field	



**Table 6-4. Wear of Badges, Patches, and Devices on Flight Suits, BDUs, Utility Uniforms and Field Uniforms.**

ITEM	If an individual wears the	then it will be regular size	and it will be worn	and the following rules will be observed
12 (Cont'd)			uniform shirt or BDU or dark blue field jacket.	
13	Aerial Radiological Monitoring Patch	embroidered	on the right sleeve 1/2 inch below shoulder seam of BDU or field uniform shirt, BDU or dark blue field jacket, utility uniform or flight suit.	Awarded for completion of any state or FEMA radiological monitoring course
14	Pilot Proficiency Patch	embroidered	on the right sleeve 1/2 inch below shoulder seam of BDU or field uniform shirt, BDU or dark blue field jacket, utility uniform or flight suit.	
15	National SAR Competition Patch	embroidered	on the right sleeve 1/2 inch below shoulder seam of BDU or field uniform shirt, BDU or dark blue field jacket, utility uniform or flight suit.	
16	National Cadet Special Activities Patches National Flight Academy Patch AFSC FC Patch Cadet Officer School Patch AETC FC Patch National Emergency Services Academy Patch Pararescue Orientation School Patch Blue Beret Patch	embroidered	on the right sleeve 1/2 inch below shoulder seam of BDU or field uniform shirt, BDU or dark blue field jacket, utility uniform or flight suit.	Only one may be worn.

**Table 6-4. Wear of Badges, Patches, and Devices on Flight Suits, BDUs, Utility Uniforms and Field Uniforms.**

ITEM	If an individual wears the	then it will be regular size	and it will be worn	and the following rules will be observed
16 (Cont'd)	National Encampment Patch  Hawk Mountain Patch  National Honor Guard Academy Patch	embroidered	on the right sleeve 1/2 inch below shoulder seam of BDU or field uniform shirt, BDU or dark blue field jacket, utility uniform or flight suit.	Only one may be worn.
17	National Check Pilots Patch	embroidered	on the right sleeve 1/2 inch below shoulder seam of BDU or field uniform shirt, BDU or dark blue field jacket, utility uniform or flight suit.	
18	Membership 2000	embroidered	on the right sleeve 1/2 inch below shoulder seam of BDU or field uniform shirt, BDU or dark blue field jacket, utility uniform or flight suit.	Must have been earned prior to 1 January 2000.
19	US Military Badges (see Table 6-5)	embroidered (regular or subdued)	on the BDU as prescribed by the US Air Force.	Only those badges authorized for wear on the USAF uniform are authorized on the CAP uniform
20	Safety Patch	embroidered	centered on the lower portion of the left breast pocket between left and right edges and bottom of flap and pocket of BDU or field uniform shirt, BDU or dark blue field jacket and utility uniform.	
21	Wing/Region Patch	embroidered	centered 1/2 inch below shoulder seam on left sleeve field uniform shirts and BDU or dark blue field jacket. On right sleeve on flight suits utility uniform and flight jacket.	

**Table 6-4. Wear of Badges, Patches, and Devices on Flight Suits, BDUs, Utility Uniforms and Field Uniforms.**

<b>ITEM</b>	<b>If an individual wears the</b>	<b>then it will be regular size</b>	<b>and it will be worn</b>	<b>and the following rules will be observed</b>
22	Honor Guard Patch (see Table 3-1)	embroidered	centered 3 1/2 inches below neckband on White ascot.	
23	Cadet Orientation Pilot Patch	embroidered	on the right sleeve 1/2 inch below shoulder seam of BDU or field uniform shirt, BDU field jacket, utility uniform or flight suit.	
24	AFRCC SAR School Patches	embroidered	on the right sleeve 1/2 inch below shoulder seam of BDU or field uniform shirt, BDU field jacket, utility uniform or flight suit.	
25	NASAR Qualification Patches	embroidered	on the right sleeve 1/2 inch below shoulder seam of BDU or field uniform shirt, BDU field jacket, utility uniform or flight suit.	
26	National Board Patch and National Executive Committee Patch	embroidered	centered on the lower portion of the left breast pocket between left and right edges and bottom of flap and pocket of BDU or field uniform shirt, BDU field jacket and utility uniform.	

**NOTES:**

1. Any nationally recognized patch awarded by a certifying agency (Heart Association, American Red Cross, etc.) upon completion of a CPR training course. Patch will be removed when no longer current.
2. Immediately upon manufacture, one of any type patch approved by wing/region must be forwarded to CAP NHQ, Attn: National Curator, for inclusion in the CAP historical archives.

1	US Military Aeronautical Badges
2	Air Force Occupational Badges
3	Combat Infantry or Army Medical Badge
4	US Army Air Assault Badge and Path Finder Badge
5	Parachute Riggers Badge
6	Scuba Badge
7	Distinguished International Shooter Badge
8	Air Force Distinguished Rifleman and Pistol Shot Badge
9	Silver Excellence-in-Competition Rifle and Pistol Badge with Wreath
10	Bronze Excellence-in-Competition Rifle and Pistol Badge With or Without Wreath
11	Office of the Secretary of Defense Badge
12	Joint Chief of Staff Identification Badge
13	Presidential Service Badge or Vice-Presidential Service Badge
14	Excellence-in-Competition Badge

**NOTES:**

1. Badges are worn in the same position as they are worn on the Air Force uniform. If a CAP badge is worn in the same position, the member must choose one to the exclusion of the other.
2. Before wearing any badge not listed in Table 6-5, contact National Headquarters/LMM for clarification.

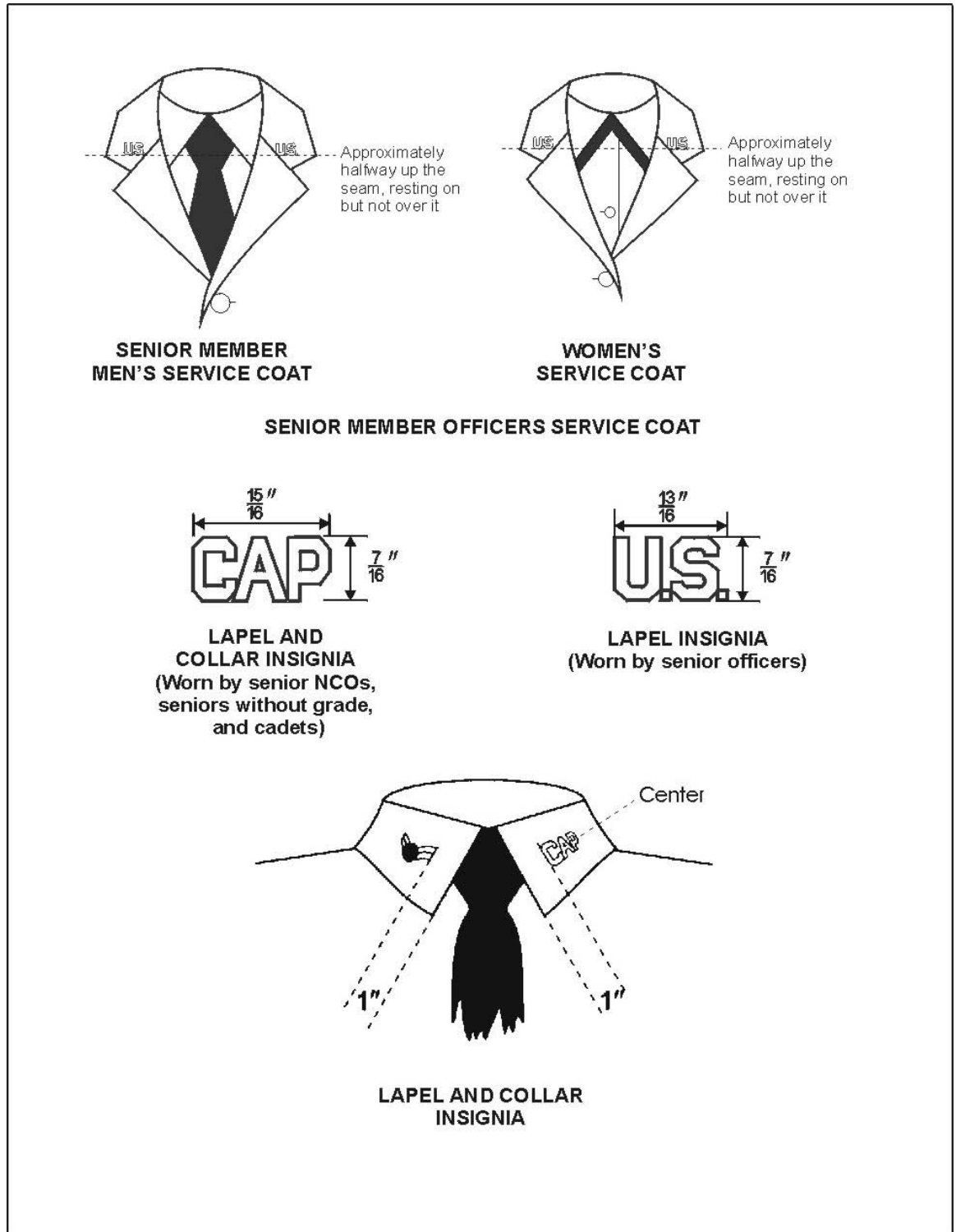


Figure 6-13. Lapel and Collar Insignia

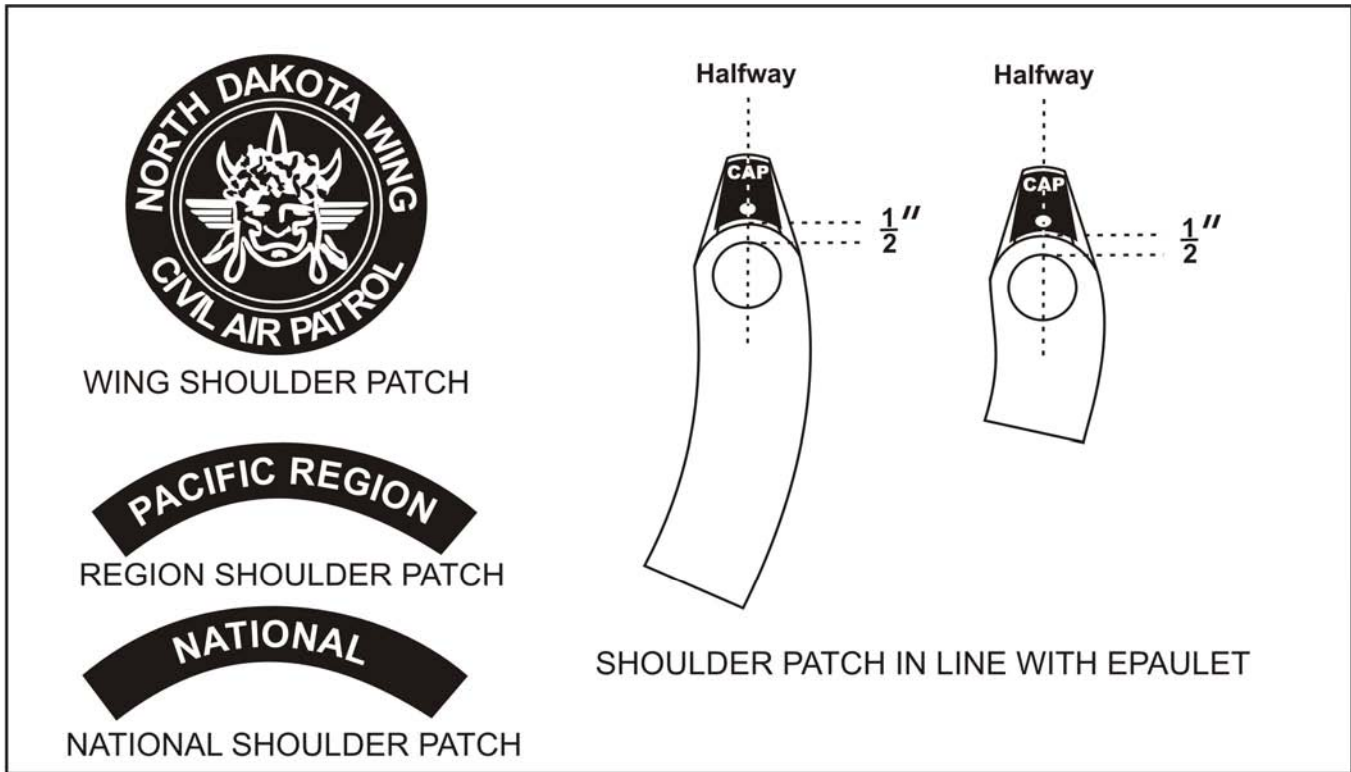


Figure 6-14. Shoulder Patch ( Wing, Region or National)

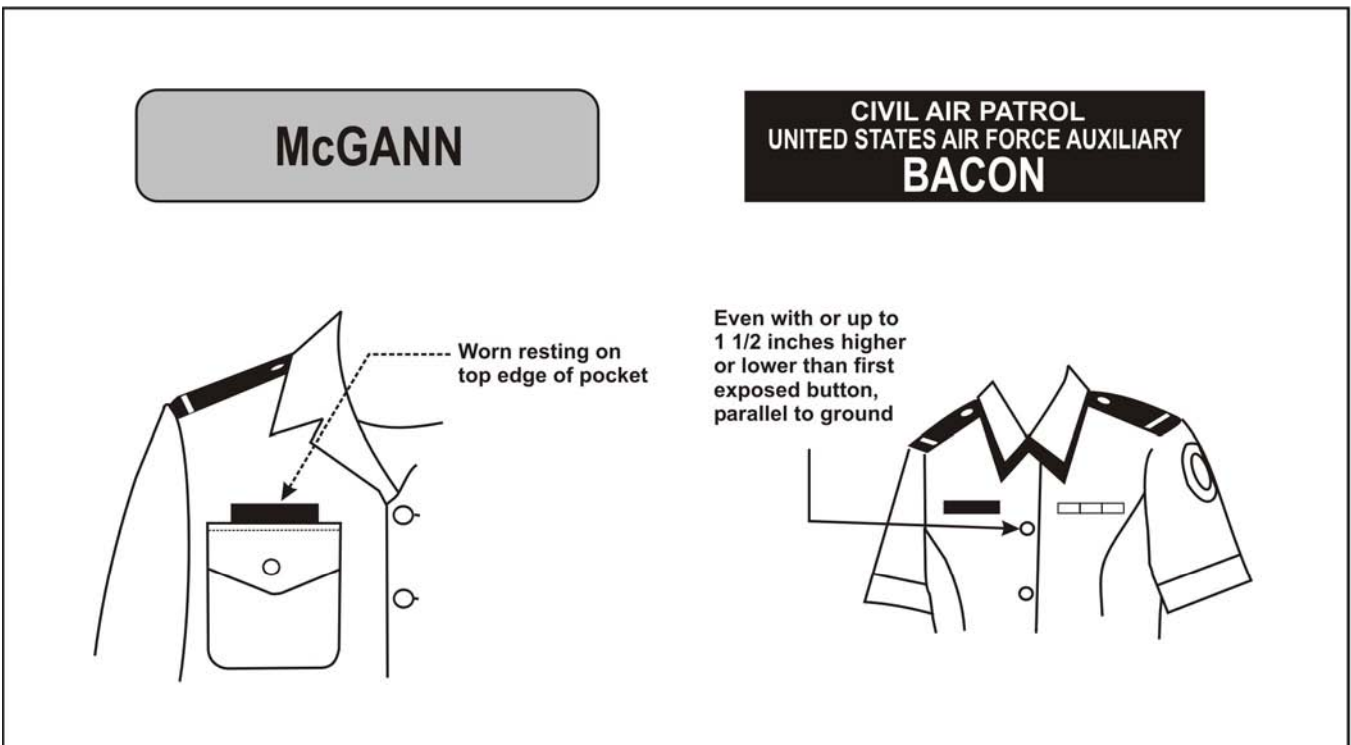


Figure 6-15. Nameplates  
(Gray for Senior Members on Shirts and Blouses and Blue for Cadets.  
Silver Nameplate is used by Senior Members only on the Service Coat.)




Figure 6-16. Aviation Badges




Figure 6-17. Senior Member Specialty Insignia




Figure 6-18. Senior Member Specialty Badges



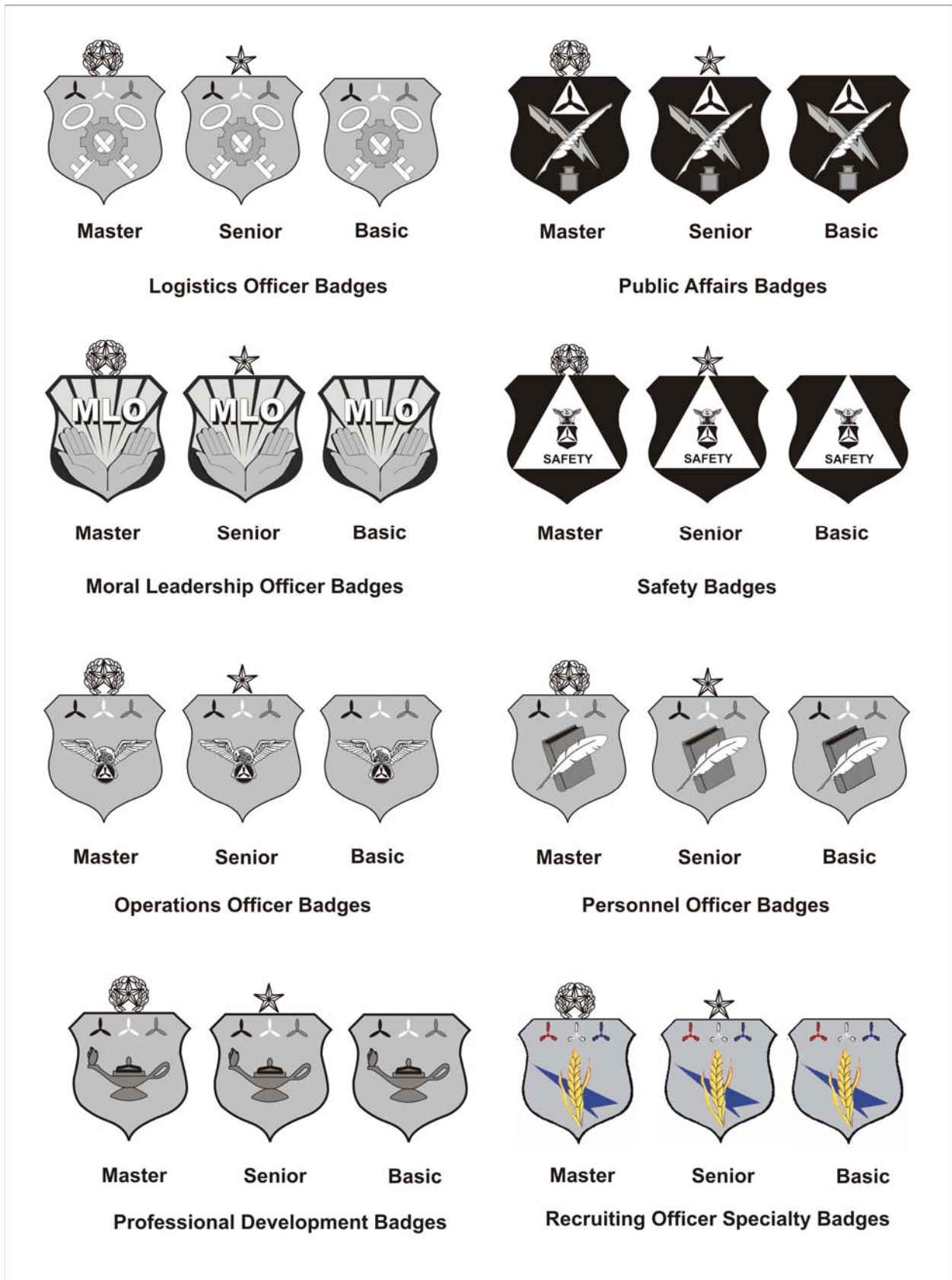


Figure 6-18. Senior Member Specialty Badges (Continued)



Aerial Radiological Monitoring Patch



Membership 2000 Patch



National Check Pilot Patch



National SAR Competition Patch



Pilot Proficiency Patch



AFRCC SAR Management Course Patch

Figure 6-19. Patches Worn on Right Shoulder of BDUs, Field Uniforms, Utility Uniforms and Flight Suits (Wear only one)



Air Education and Training Command Familiarization Course Patch



Air Force Space Command Familiarization Course Patch



National Blue Beret Patch



Cadet Officer School Patch



Hawk Mountain Patch



National Encampment Patch

Figure 6-19. Patches Worn on Right Shoulder of BDUs, Field Uniforms, Utility Uniforms and Flight Suits (Wear Only One) (Continued)



National Flight Academy



Pararescue Orientation School Patch



National GSAR School Patch



National Emergency Services Academy



Cadet Pilot Orientation



Civil Air Patrol Honor Guard Academy

Figure 6-19. Patches Worn on Right Shoulder of BDUs, Field Uniforms, Utility Uniforms and Flight Suits (Wear only one) (Continued)



AFJROTC/CAP Patch



Emergency Services Decal



Communication's Patch  
(Worn on left pocket)



National Emergency Assistance  
Training Patch  
(Worn on left pocket)



Safety Patch  
(Worn on left pocket)



Overseas Shoulder Patch  
(Worn on left shoulder)

Figure 6-20. Other Patches  
(Wear as indicated)



Model Rocketry Patch  
(Worn on right pocket)



CAP Command Patch



Emergency Services Patch  
(Either patch is authorized--- only one may be worn)



Honor Guard Patch  
(Worn on Honor Guard Uniform  
Ascot Only)



One type of CPR Patch  
(Worn on left breast pocket)

**Figure 6-20. Other Patches (Continued)**  
(Wear as indicated)



**CAP Crest**  
(Worn on left blazer pocket)



**National Executive Committee**  
(Worn on left pocket)  
(Gold)




**CAP National Board**  
(Worn on left pocket)  
(Silver)



**CAP Command Badge**  
(Basic badge for squadron commander;  
badge with star for group commanders)

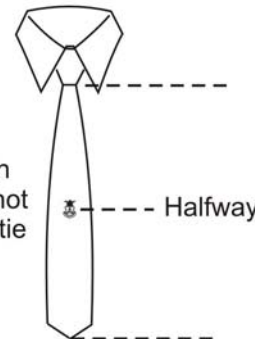


**Blazer Nameplate**  
(Wear nameplate above left pocket)

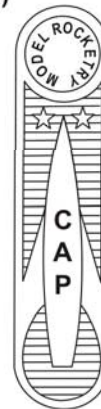


**CAP Tie Tack and Tie Bar**  
( All tie tacks and tie bars are worn centered between  
bottom edge of knot and bottom tip of tie)

Centered between  
bottom edge of knot  
and bottom tip of tie



**CAP Mess Dress Seal (Enamel or Bullion)**  
(Worn over second button on right side)



**Model Rocketry Badge**

**Figure 6-21 Miscellaneous Badges and Insignia**  
(Wear as indicated)

THIS PAGE INTENTIONALLY LEFT BLANK



**CAP WEIGHT STANDARDS**

HEIGHT	MEN		WOMEN	
	Air Force Standard (Maximum Allowable Weight)	CAP standard (Maximum Allowable Weight)	Air Force Standard (Maximum Allowable Weight)	CAP Standard (Maximum allowable Weight)
4'10"	149	164	132	145
4'11"	151	166	134	147
5'	153	168	136	150
5'1"	155	171	138	152
5'2"	158	174	141	155
5'3"	160	176	142	156
5'4"	164	180	146	161
5'5"	169	186	150	165
5'6"	174	191	155	170
5'7"	179	197	159	175
5'8"	184	202	164	180
5'9"	189	208	168	185
5'10"	194	213	173	190
5'11"	199	219	177	195
6'	205	225	182	200
6'1"	211	232	188	207
6'2"	218	240	194	213
6'3"	224	246	199	219
6'4"	230	253	205	226
6'5"	236	260	210	231
6'6"	242	266	215	237
6'7"	248	273	221	243
6'8"	254	279	226	249

**NOTES:**

1. Senior members and cadets who are 18 and older must meet CAP weight standards in order to wear the AF-style uniform.
2. A weight allowance of up to 3 pounds for clothing (excluding footwear) is authorized.
3. Height measurements do not include footwear.
4. Round up to the nearest inch.

## CAP GROOMING STANDARDS

### MALE

#### Haircut---

Tapered appearance. Hair must not touch the ears or the collar. "Block" style authorized as long as a tapered appearance is maintained.

Tapered  
Block



#### Sideburns---

Neatly trimmed, not flared and will end with a clean shaven horizontal line.

#### Maximum length--

**Seniors:** not below lowest part of exterior ear opening.

**Cadets:** Not below the bottom of the ear lobe.

#### Bangs---

Not below eyebrows and not exposed when headgear is worn.

#### Mustache---

Must be neatly trimmed. Must not extend downward beyond the lip line of the upper lip or extend sideways beyond a vertical line drawn upward from the corner of the mouth.

#### Beards and Goatees---

Forbidden for all members wearing any of the Air Force-style uniforms.

### FEMALE



#### Hair---

Will be neatly arranged and shaped to present a conservative feminine appearance. Hair styles that prevent the proper wearing of the service hat are not appropriate.

#### Barrettes, ribbons and other ornaments ---

except inconspicuous pins and combs, will not be worn in the hair when the uniform is worn.



Hair in the back may touch, but not fall below, the bottom edge of the collar.