

# MILITARY STANDARD

MIL-STD-1386-21 A

## LOADING OF HAZARDOUS MATERIALS AND ASSOCIATED ITEMS IN MILVAN CONTAINERS

(NAVY)

14 MARCH 1977

10 X3,500 LB MK 82 MOD 2 (THERMALLY PROTECTED)

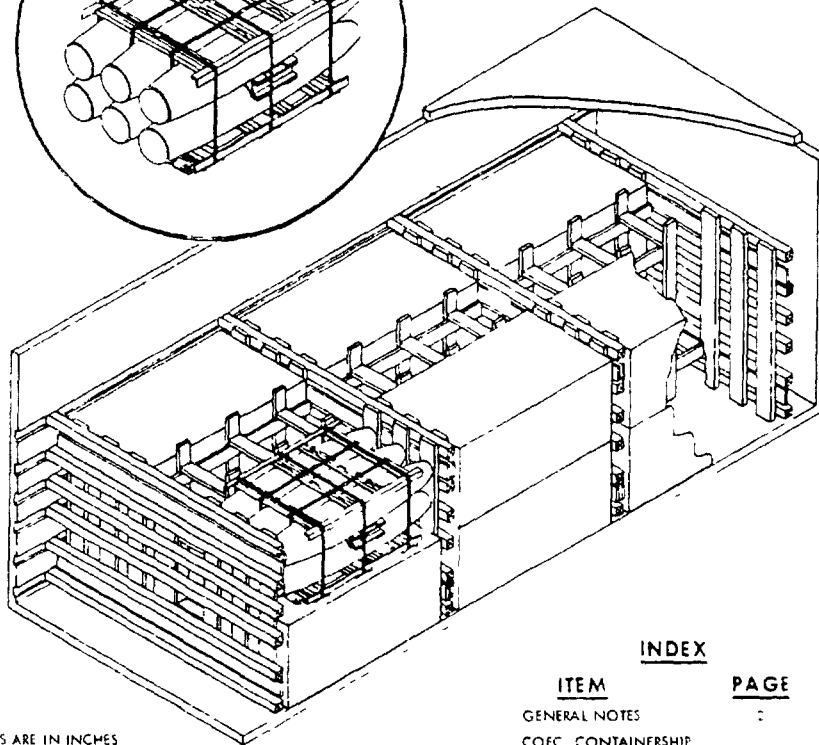
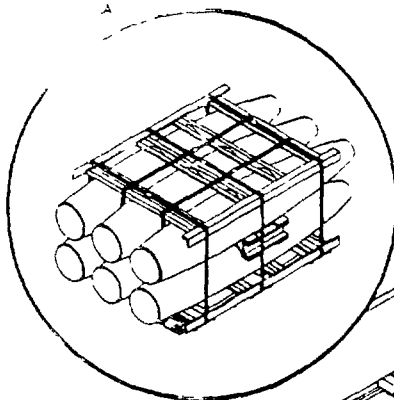
ON PALLET, MHU-122/E  
FLEET ISSUE UNIT LOAD

SUPERSEDING  
MIL-STD-1386-21 (NAVY)

1 JUNE 1973

### UNIT LOAD DATA

UNIT LOAD DWG	WR-54/239
WEIGHT OF UNIT LOAD (APPROX)	3165 LBS
WEIGHT OF PALLET (BOTTOM FRAME)	113 LBS
DIMENSIONS	61 3/8 L X 35 W X 19 H
CUB	35.9 CU FT
DOT HAZARD CLASSIFICATION	EXPLOSIVE 1.1A
COAST GUARD CLASS	A



### INDEX

ITEM	PAGE
GENERAL NOTES	2
COFC CONTAINERSHIP AND HIGHWAY	2 & 3
DETAILS	4

### NOTES

- UNLESS OTHERWISE SPECIFIED DIMENSIONS ARE IN INCHES
- FOR CROSS REFERENCE TO ASSOCIATED PALLETIZING, TRUCKLOADING AND CARLOADING MILITARY STANDARDS, REFER TO THE INDEX TO STANDARDS, MIL-HDBK-236 (NAVY)

**AUTHORIZED FOR CONTAINER-ON-FLAT-CAR (COFC), CONTAINERSHIP AND HIGHWAY SHIPMENT**

**APPROVED BY  
US COAST GUARD**

*[Signature]*

DATE 22 Feb 1977

**APPROVED BY  
BUREAU OF EXPLOSIVES**

*[Signature]*

DATE 10/20/75

ORIGINATOR SEA

POCS 28177

SIGNATURE

NAVAL WEAPONS HANDLING CENTER  
HNSA EARL, NEW JERSEY

PAGE 1 OF 1

1770 Gray *[Signature]* of *[Signature]*

ORIGINATOR *[Signature]* DATE 2/24/77

APPROVED BY *[Signature]* DATE 2/24/77

## GENERAL NOTES

- THIS DOCUMENT GIVES DETAILED INSTRUCTIONS FOR LOADING THE MILVAN CONTAINER WITH THE FOLLOWING: 12 MOD 2 10 LB THERMAL COATED BOMBS. THE BOMBS SHALL BE PALLETIZED IN ACCORDANCE WITH THE MILVAN SHALL BE EQUIPPED WITH A MECHANICAL LOAD-BRACING SYSTEM THAT MEETS THE REQUIREMENTS OF EXPLOSIVES PAMPHLET 6 C.
- IN ADDITION TO THE BELT RAILS REQUIRED BY PAMPHLET 6 C, THE MILVAN CONTAINER SHALL BE EQUIPPED WITH BELT RAILS FROM THE CONTAINER FLOOR.

### CAUTION

WHEN POSITIONING CROSSMEMBERS, MAKE A VISUAL CHECK TO ENSURE THAT CROSSMEMBERS ARE LOCKED SECURELY IN PLACE.

4. CONTAINERS ARE EQUIPPED WITH 5 CROSSMEMBERS. UNUSED CROSSMEMBERS MUST REMAIN WITH THE CONTAINER AND SHALL BE FASTENED INTO BELT RAILS FOR PROTECTION.
- WHEN THE VOID BETWEEN THE CROSSMEMBER AND THE SEPARATOR GATE IS GREATER THAN ONE INCH, USE FILL MATERIAL TO FILL BETWEEN CROSSMEMBERS AND GATES AS SHOWN IN DETAIL D.
5. THE FILLER ASSEMBLY, DETAIL C, IS PREASSEMBLED AND SLID INTO PLACE WITH BOTTOM STOP, PIECE 7, ON THE PILE END OF THE MILVAN. THE STOP PIECES, SHALL BE OF SUFFICIENT LENGTH TO CAUSE THE ASSEMBLY TO FILL THE VOID BETWEEN THE UNIT LOADS. ONE INCH SLACK IS PERMITTED.

### WARNING

THE FILLER ASSEMBLY MUST BE ORIENTED AS DESCRIBED ABOVE.

7. APPLICABLE MATERIAL SPECIFICATIONS:  
DUNNAGE LUMBER - FED SPEC MM-L-751  
NAILS - FED SPEC FF-N-105 TYPE II, CLASS 10, COMMON BRIGHT
8. AFTER BLOCKING AND BRACING HAS BEEN INSPECTED ATTACH SHIPPING DOCUMENTS INSIDE THE CONTAINER IN AN ACCESSIBLE AREA, CLOSE AND SEAL CONTAINER DOORS AND ATTACH APPLICABLE PLACARDS TO THE OUTSIDE OF THE CONTAINER FOR THE APPROPRIATE MODE OF TRANSPORTATION AS PRESCRIBED IN OP 2165 (VOL 1).

## COFC, CONTAINERSHIP AND HIGHWAY

1. THIS CONTAINER LOAD CONSISTS OF 12 UNIT LOADS WHICH MUST BE LOADED AND DUNNAGED IN ACCORDANCE WITH THIS DOCUMENT.
2. THE LOADED MILVAN CONTAINER MAY BE MOVED OVER PUBLIC HIGHWAYS USING COMMERCIAL EQUIPMENT OF APPROPRIATE CAPACITY THAT MEETS THE REQUIREMENTS OF THE CODE OF FEDERAL REGULATIONS.

### WARNING

BECAUSE THE WEIGHT LOADED INTO THIS CONTAINER EXCEEDS 34,000 LBS., THE MILVAN CHASSIS CANNOT BE USED TO TRANSPORT THE LOADED CONTAINER ON PUBLIC HIGHWAYS. THE LOADED CONTAINER MAY BE TRANSPORTED OVER DEPOT ROADS USING A MILVAN CHASSIS EQUIPPED WITH DOUBLE BOGIES OF COMMERCIAL EQUIPMENT OF APPROPRIATE CAPACITY.

3. WHEN SHIPPING THE LOADED MILVAN CONTAINER COFC, THE FLATCAR SHALL MEET THE REQUIREMENTS OF THE BUREAU OF EXPLOSIVES PAMPHLET 6C.
4. POSITION SEPARATOR GATES, DETAIL B, WITH VERTICAL MEMBERS, PIECE 1, AGAINST THE UNIT LOADS.

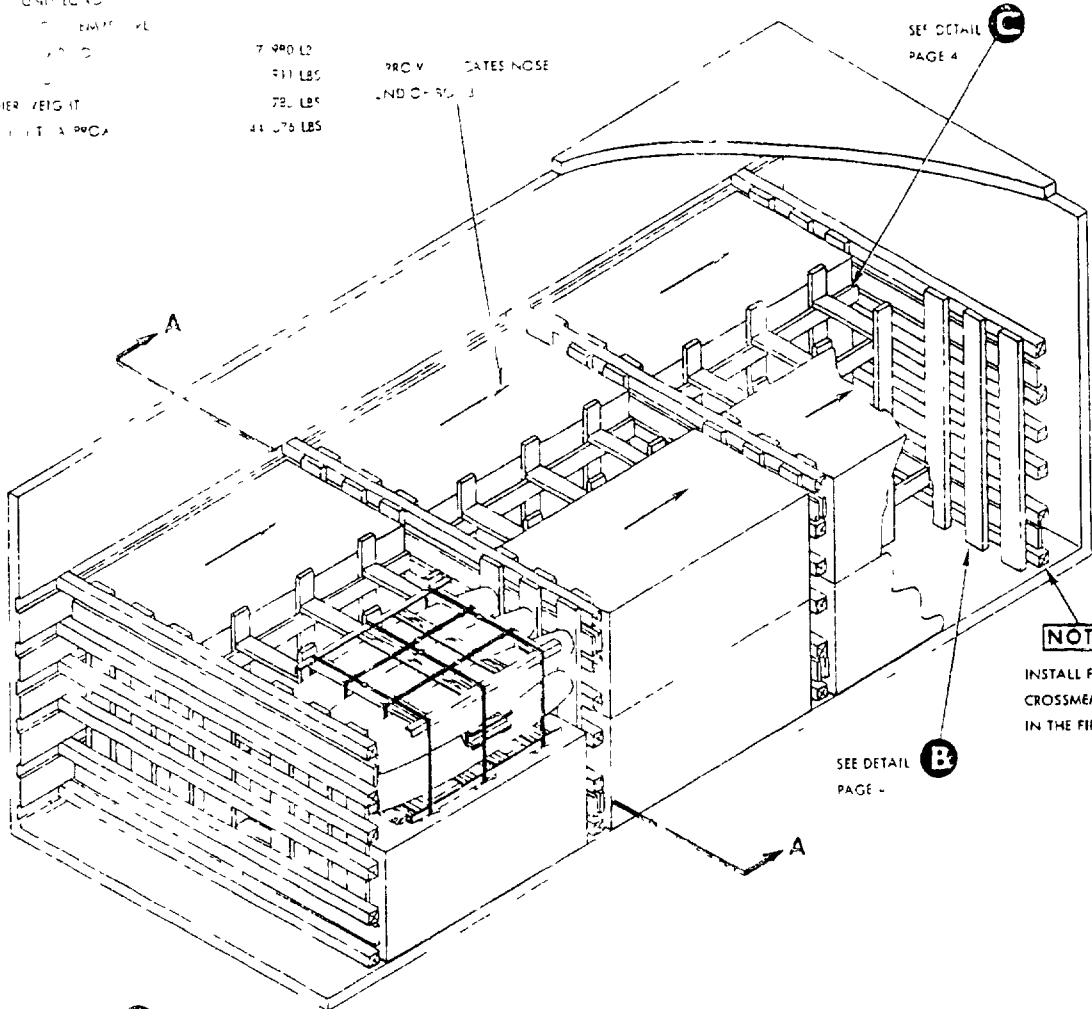
MIL-STD-1386-21 A (NAVY)

UNIT LOAD  
 EMPTY  
 DUNNAGE  
 CONTAINER WEIGHT  
 GROSS WEIGHT

7 990 LB  
 511 LB  
 78 LB  
 41 076 LB

PROVIDE GATES NOSE  
 END OF BOX

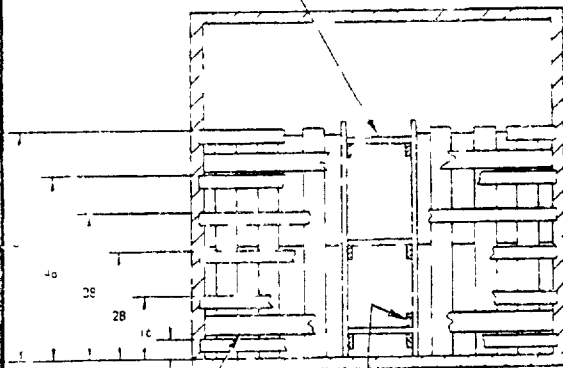
SEE DETAIL  
 PAGE 4



**NOTE**  
 INSTALL FORWARD  
 CROSSMEMBERS  
 IN THE FIFTH SLOT

SEE DETAIL  
 PAGE -

SEE DETAIL  
 PAGE 4

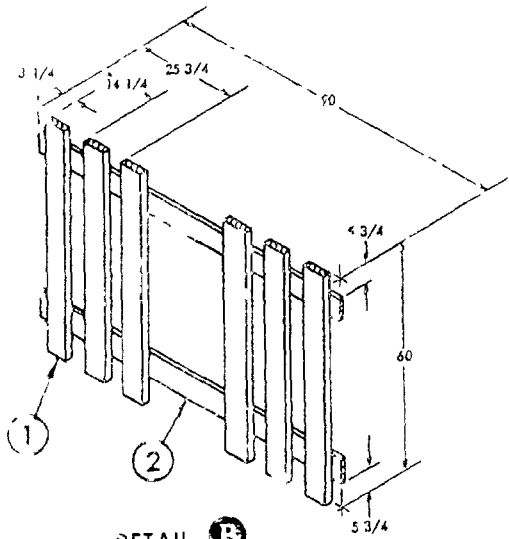


**NOTE**  
 THIS FEATURE OF DESIGN  
 SHALL BE MAINTAINED FOR  
 THE MILITARY

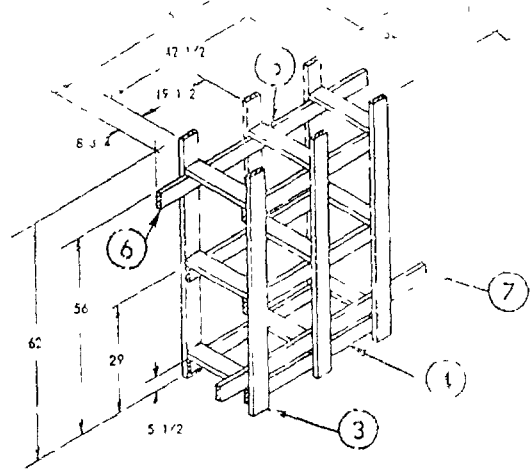
1	BOTTOM STOP	2 X 4 X 6'	3	SEE 3	-	-
2	TOP STOP	2 X 4 X 6'	3	SEE 3	-	-
3	CLEAT	2 X 4 X TO SUIT	27	TOENAIL TO	2 PER JOINT	10d
4	LONGITUDINAL	4 X 4 X 42 1/2'	15	SEE 3	-	-
5	UPRIGHT	2 X 4 X 6'	18	4	3 PER JOINT	10d
6	HORIZONTAL	1 X 6 X 6'	10	SEE 1	3 PER JOINT	10d
7	VERTICAL	1 X 6 X 6'	26	2 OR 7	3 PER JOINT	10d
			NO. PER REQ'D	NAIL	NUMBER	SIZE
				10d		NAILS

FOR MATERIAL AND FINISHING DATA

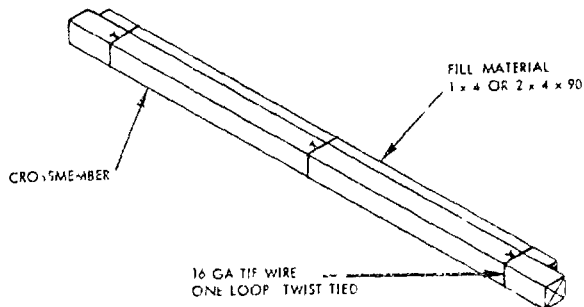
1335-21A



**DETAIL B**  
 SEPARATOR GATE  
 6 REQUIRED  
 (SEE COFC NOTE 4)  
 POSITION VERTICALS, PIECE 1  
 AGAINST UNIT LOAD



**DETAIL E**  
 FILTER ASSEMBLY  
 3 REQUIRED  
 SEE GENERAL NOTE 6



**DETAIL D**  
 FILL MATERIAL  
 SEE GENERAL NOTE 5

REVIEW ACTIVITY  
 NAVY - OS, AS

PREPARING ACTIVITY  
 NAVY - OS  
 PROJECT NO. 1335-21A

# DOCUMENT IDENTIFICATION AND REQUIREMENT IMPROVEMENT PROPOSAL

OMB Approval  
No. 22-R255

INSTRUCTIONS The purpose of this form is to solicit beneficial comments which will help achieve procurement of suitable products at reasonable cost and minimum delay or will clarify the intended use of the document. DoD contractors, government activities, or manufacturers/vendors who are potential suppliers of the product are invited to submit comments to the government. Fold on lines on reverse side, staple in corner, and send to preparing activity. Comments submitted on this form do not constitute or imply authorization to waive any portion of the referenced document(s) or to amend contractual requirements. Attach any pertinent data which may be of use in improving this document. If there are additional papers, attach to form and place both in an envelope addressed to preparing activity.

DOCUMENT IDENTIFIER AND TITLE  
MJI-STD-1386-21A (NAVY)

NAME OF ORGANIZATION AND ADDRESS

CONTRACT NUMBER

MATERIAL PROCURED UNDER A

DIRECT GOVERNMENT CONTRACT  SUBCONTRACT

1. HAS ANY PART OF THE DOCUMENT CREATED PROBLEMS OR REQUIRED SPECIAL RETENTION IN PROCUREMENT USE?

A. GIVE PARAGRAPH NUMBER AND WORDING

B. RECOMMENDATIONS FOR CORRECTING THE DEFICIENCIES

2. COMMENTS ON ANY DOCUMENT REQUIREMENT CONSIDERED TOO RIGID

3. IS THE DOCUMENT RESTRICTIVE?

YES  NO (If "Yes" in what way?)

4. REMARKS

SUBMITTED BY (Printed or typed name and address - Optional)

TELEPHONE NO

DATE

011 13 22

FOLO

POSTAGE AND FEES PAID



OFFICIAL BUSINESS  
PENALTY FOR PRIVATE USE \$300

Commanding Officer  
Naval Weapons Station Earle  
ATTN: R. F. HARRIS Code 803  
Colts Neck, New Jersey 07722

FOLO