

MIL-STD-1270A(WC)

Notice 1

26 August 1966

MILITARY STANDARD

**PATCHING OF WOOD STOCKS
FOR THE 7.62MM, M14, AND
M14E2 RIFLES**

TO ALL HOLDERS OF MIL-STD-1270A (WC)

1. MIL-STD-1270A (WC), 18 March 1966 is changed as follows:
2. Remove old pages and insert new pages as indicated below.

<i>Old pp</i>	<i>New pp</i>	<i>Superseded pp</i>
v, v i	v, vi	v, vi
13, 14	13, 1413
15, 16	15, 1615
17, 18	17, 1817
21, 22	21, 2222
25, 26	25, 2625
31, 32	31, 3231, 32
33, 34, 35	33, 34, 35 33, 34, 35

3. Retain this notice and insert before the table of contents.

4. Holders of MIL-STD-1270A (WC) will verify that page changes indicated above have been entered. The latest notice (notice page) will be retained as a check sheet. This issuance, together with appended pages, is a separate publication. Each notice is to be retained by stocking points until the Military Standard is completely revised or cancelled.

Custodian:

Army—WC

Preparing activity:

Army—WC

Project No. 1005-A378

FSC 1005

CONTENTS

	Page
1 SCOPE	1
2 REFERENCED DOCUMENTS	1
3 DEFINITIONS	1
4 GENERAL REQUIREMENTS	1
5 DETAIL REQUIREMENTS	2
5.1 Materials	2
5.2 Storage and Preparation of Adhesive	2
5.3 Patches	2
5.4 Fillers	3

FIGURES

1. Stock areas	5
1A. Pistol grip area, M14E2 rifle stock	6
2. Edge split defect	7
2A. Edge split defect, patched	8
3. Split defect	9
3A. Split defect, patched	10
4. Knothole defect	11
4A. Knothole defect, patched	12
5. Scant material defect	13
5A. Scant material defect, patched	13
6. Edge split defect	14
6A. Edge split defect, patched	14
7. Knothole defect	15
7A. Knothole defect, patched	15
8. Cutter marks and edge split defects	16
8A. Cutter marks and edge split defects, patched	16
9. Edge split defect	17

MIL-STD-1270A(WC)
26 August 1966

FIGURES--(cont'd)

9A.	Edge split defect, patched	17
10.	Edge split defect	18
10A.	Edge split defect, patched	18
11.	Edge split defect	19
11A.	Edge split defect, patched	19
12.	Knot defect	20
12A.	Knot defect, patched	20
13.	Edge split defect	21
13A.	Edge split defect, patched	22
14.	Corner split	23
14A.	Corner split, patched	23
15.	Crack, front end	24
15A.	Crack, front end, patched	24
15B.	Front end and forearm area M14E2	25
16.	Workmanship defect, patched	26
17.	Knothole defect	26
17A.	Knothole defect, filled	27
18.	Open defect	27
18A.	Open defect, filled	28
19.	Small knothole defect	28
19A.	Small knothole defect, filled	29
20.	Small knothole defect	30
20A.	Small knothole defect, filled	30
21.	Not acceptable patch	31
22.	Not acceptable patch	31
23.	Not acceptable patch	32
24.	Not acceptable patch	33
25.	Not acceptable patch	33
26.	Not acceptable patch	34
27.	Not acceptable patch	34
28.	Not acceptable patch	35





FIGURE 5. *Scant material defect*



Typical Unacceptable
Glue Line Due To Poor
Mechanical Fit

Patching permitted on right side only

FIGURE 5A. *Scant material defect, patched.*

MIL-STD-1270A(WC)
18 March 1966





FIGURE 6. *Edge split defect.*



MIL-STD-1270A(WC)
26 August 1966





FIGURE 7. *Knothole defect.*



Patching permitted on right side only

FIGURE 7A. *Knothole defect, patched.*

MIL-STD-1270A(WC)
18 MARCH 1966



FIGURE 8. *Cutter marks and edge split defect.*







FIGURE 9. *Edge split defect.*



Patching permitted on right side only

FIGURE 9A. *Edge split defect, patched.*

MIL-STD-1270A(WC)
18 March 1966




FIGURE 10. *Edge split defect.*




FIGURE 10A. *Edge split defect, patched.*


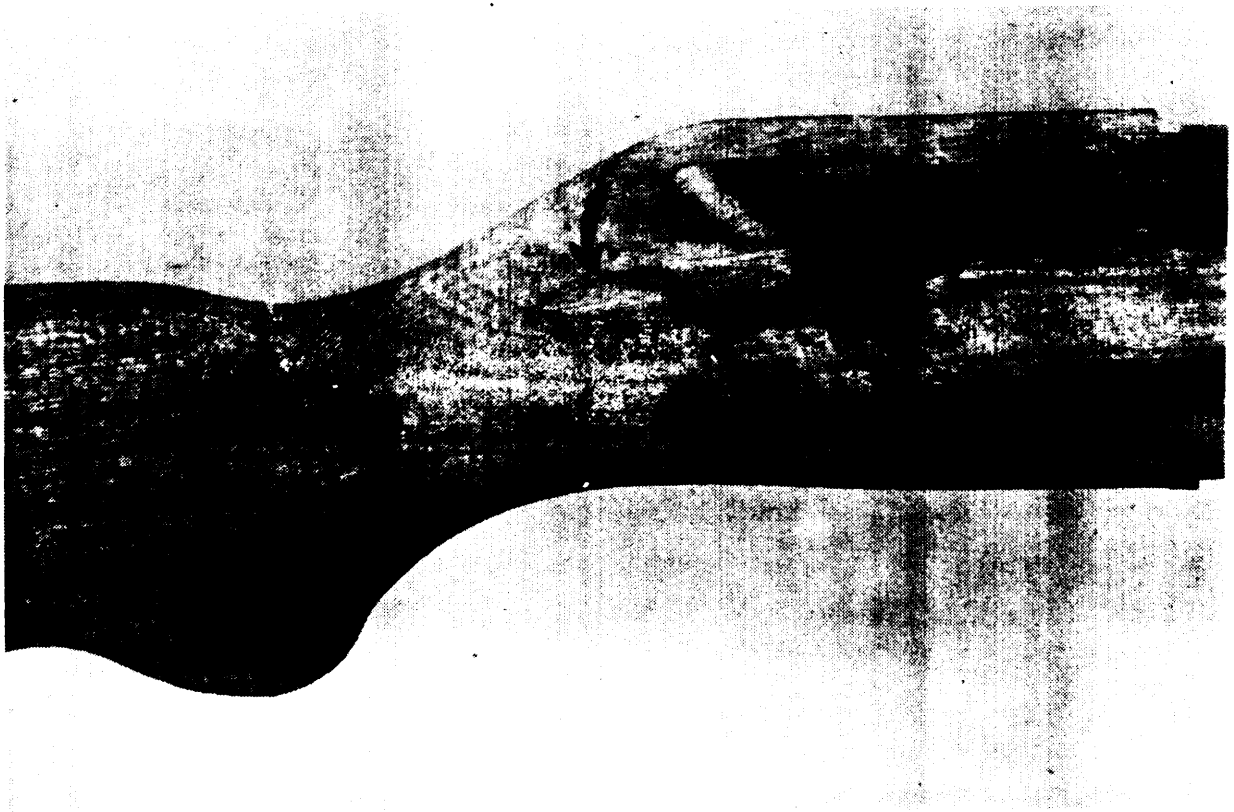


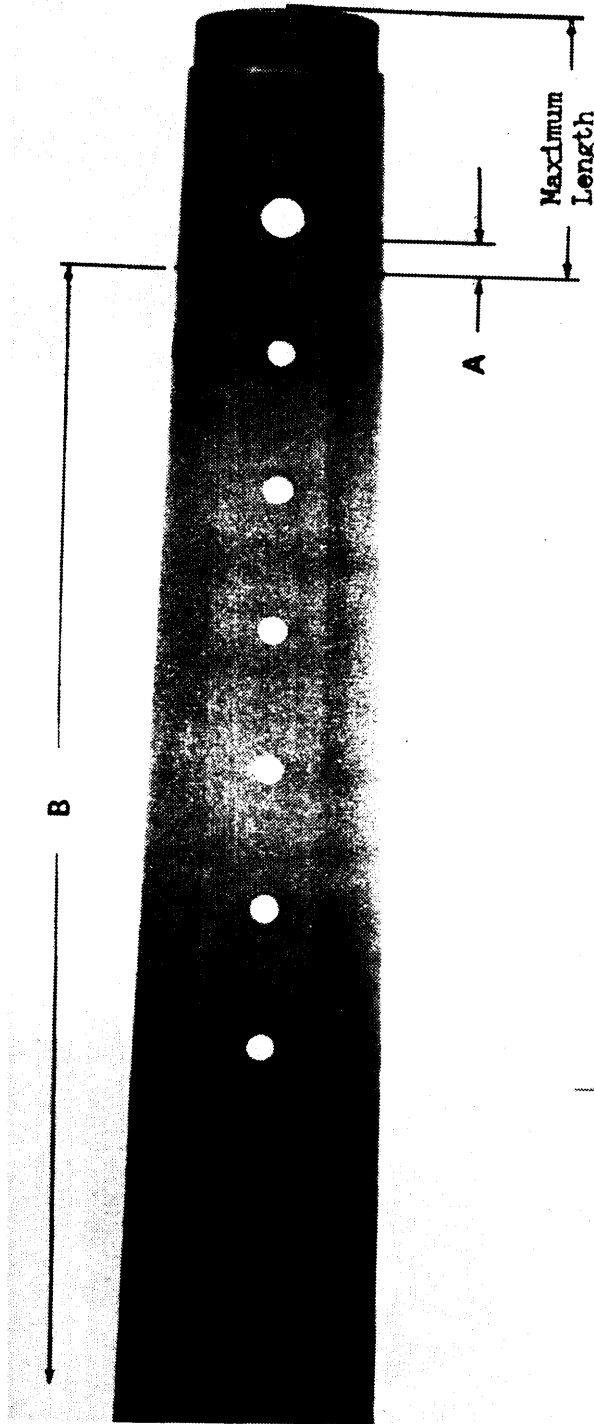
FIGURE 13. *Edge split defect.*

MIL-STD-1270A(WC)
26 August 1966



Patching permitted on right side only

FIGURE 13A. *Edge split defect, patched.*



A. Maximum length of front end patch illustrated in figure 15A. A equals $\frac{1}{4}$ inch.

B. No patches permitted on bottom surface of forearm area. B extends to receiver opening.

FIGURE 15B. Front end and forearm area, M14E2.

MIL-STD-1270A(WC)
18 March 1966




FIGURE 16. *Workmanship defect, patched.*




FIGURE 17. *Knothole defect.*



Patch exceeds size limits and extends into area where patching is not permitted


FIGURE 21. *Not acceptable patch.*



Length of patch exceeds the 1 inch permitted in this area.


FIGURE 22. *Not acceptable patch.*

MIL-STD-1270A(WC)
26 August 1966




Length of patch exceeds one inch permitted in this area

FIGURE 23. *Not acceptable patch.*



Patch extends into area where patching is not permitted

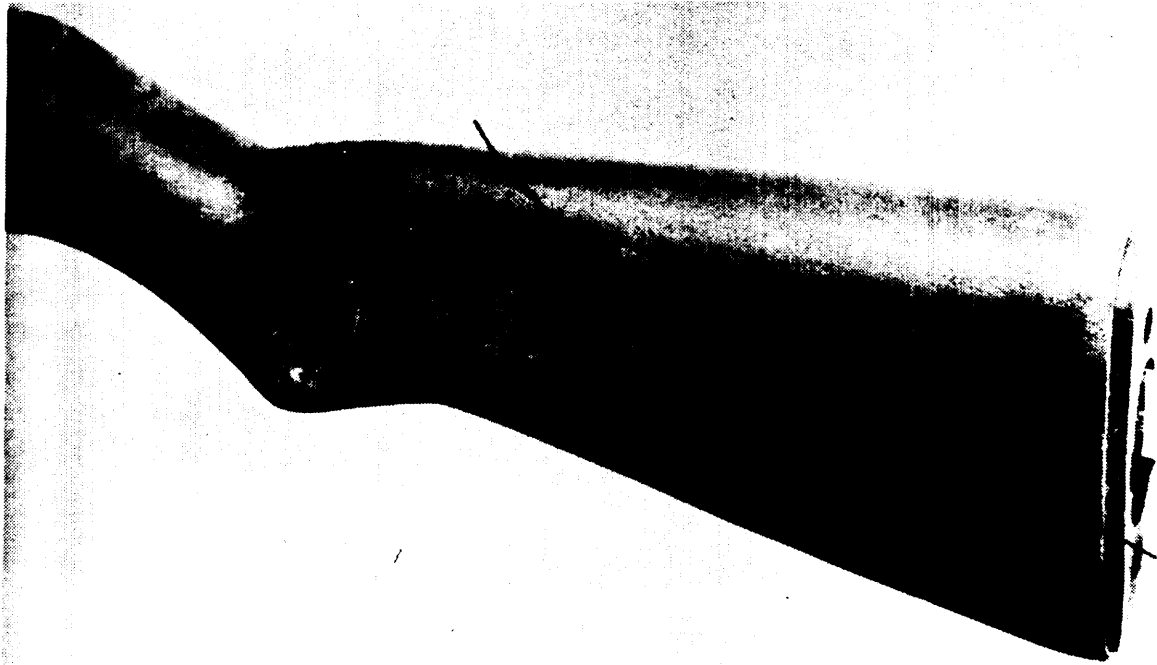
FIGURE 24. *Not acceptable patch.*



Patch exceeds size limits and extends into area where patching is not permitted


FIGURE 25. *Not acceptable patch.*

MIL-STD-1270A(WC)
26 August 1966



Patch exceeds size limits and extends into area where patching is not permitted.


FIGURE 26. *Not acceptable patch.*



Workmanship defect. Patch has poor mechanical fit and wide glue line

FIGURE 27. *Not acceptable patch.*

MIL-STD-1270A(WC)
26 August 1966



Patch applied to where patching is not permitted.

FIGURE 28. Not acceptable patch.

* U . S. GOVERNMENT PRINTING OFFICE: 251-069-1966-(X-106)

